

# Optimal Model Averaging Estimation in High-dimensional Censored Linear Models

Xiaodong YAN and Xingqiu ZHAO\*

Yunnan University and The Hong Kong Polytechnic University

*Abstract:* This article considers ultrahigh dimensional prediction problems with censored response variables. We propose a two-step model averaging procedure for improving prediction accuracy of the true conditional mean of a censored response variable. The first step is to construct a class of candidate models, each with low-dimensional covariates. For this, a feature screening procedure is developed to separate the active and inactive predictors through a fused mean-variance index and to group covariates with similar size of index together to form regression models with censored response variables. The new model-free screening method can easily deal with many types of predictors and response variables, such as discrete, categorical and continuous variables, still works well when predictors have heavy-tailed distributions or strongly depend on each other, and enjoys rank consistency properties under mild regularity conditions. The second step is to find the optimal model weights for averaging by adapting a delete-one Mallows criterion, where the standard constraint that weights sum to one is removed. The theoretical results show that the delete-one Mallows criterion achieves the lowest possible prediction loss asymptotically. Numerical studies demonstrate the superior performance of the proposed variable screening and model averaging procedures over existing methods.

*Key words and phrases:* Asymptotic optimality, high-dimensional censored regression, feature screening, model averaging.

---

\*Correspondence to: Xingqiu Zhao, Department of Applied Mathematics, The Hong Kong Polytechnic University, Hong Kong, China (E-mail: [xingqiu.zhao@polyu.edu.hk](mailto:xingqiu.zhao@polyu.edu.hk))

# 1. INTRODUCTION

Improving prediction accuracy for the true conditional mean of censored response variable with ultrahigh-dimensional predictors is a challenging problem in many scientific fields such as genomics, medicine, economics, finance, and public health. Examples include gene expression data such as the mantle cell lymphoma data that motivated this research. It has long been recognized that model selection and model averaging are two popular methods for enhancing prediction accuracy in regression analysis. However, model selection procedures such as Akaike information criterion (AIC) and Bayesian information criterion (BIC) offer one best model for prediction, which may ignore the additional uncertainty or even lead to biased prediction (Hjort and Claeskens 2003). The model averaging approach compromises across a set of competing models by taking into account the model uncertainty and optimizing model weights to minimize prediction errors.

For the analysis of high-dimensional data, many penalized methods, such as the least absolute shrinkage and selection operator (Lasso; Tibshirani 1996), the smoothly clipped absolute deviation (SCAD; Fan and Li 2001), the adaptive Lasso (Zou 2006), the Dantzig selector (Candes and Tao 2007), and the minimax concave penalty (MCP; Zhang 2010) have been developed to simultaneously select the important covariates and estimate parameters in various statistical models when the number of covariates diverges. High-dimensional sparse modeling with censored survival data is of great practical importance. It is commonly assumed that only a small number of covariates actually contributes to survival models considered, which leads to the well-known sparse survival models for helping interpretation and improving prediction accuracy (Bradic, Fan, and Wang 2011). Several regularization methods originally developed for linear regression have been adapted to survival models. For example, Tibshirani (1997) and Fan and Li (2002) extended the Lasso and nonconcave penalized likelihood, respectively, to the Cox model, while Zhang and Lu (2007) and Zou (2008) developed the adaptive Lasso and the efficient and adaptive shrinkage methods for variable selection in the Cox model. Antoniadis, Fryzlewicz, and Letu e (2010) studied the Dantzig selector for the Cox model in a high-dimensional setting. Variable selection techniques have also been extended to other survival models including the additive hazards model (Leng and Ma 2007; Martinussen and Scheike 2009; Lin and Lv 2013) and the accelerate failure time

model (Huang et al. 2006; Wang et al. 2008).

On the other hand, a number of model averaging procedures are developed for uncensored response variables under the standard setting in which the number of predictors is fixed and much smaller than the sample size. These methods include the forecasting model averaging (Newbold and Granger 1974), the least squares model averaging (Hansen 2007; Wan, Zhang, and Zou 2010), the predictive likelihood-based model averaging (Ando and Tsay 2010), the frequentist model averaging (Liang et al. 2011), the jackknife model averaging (Hansen and Racine 2012), the heteroskedasticity-robust  $C_p$  model averaging (Liu and Okui 2013), the optimal model averaging for linear mixed-effects models and generalized linear mixed-effects models (Zhang, Zou, and Liang 2014; Zhang et al. 2015). In contrast, very little research has been done on the development of model averaging in high-dimensional settings, particularly when the number of predictors is much larger than the sample size. For example, Ando and Li (2014) developed a novel model averaging procedure for high-dimensional regression models using a delete-one cross-validation criterion. This effective approach is designed for uncensored response variables, but not for censored response variables, and the formulation is not applicable to high-dimensional censored regression models. To the best of our knowledge, there does not seem to exist any established model averaging method for improving prediction accuracy of censored response variables in high-dimensional sparse regression models.

In this article, we present a two-step model averaging approach for high-dimensional censored regression. The first step is to prepare a class of candidate models for averaging. Instead of using the existing variable screening procedures, we propose a new variable screening procedure through the fused mean-variance index to separate the active regressors and the inactive ones and group regressors with similar size of index together to form regression models with censored response variables. The second step is to find the optimal model weights for averaging a class of pre-constructed censored regression models. Instead of using a delete-one cross-validation criterion, we propose to use a delete-one Mallows criterion to achieve this goal.

The main contributions of this article are threefold. First, we develop a fully nonparametric variable screening method based on a fused mean-variance index. This method can easily deal with many types of predictors and response variables, such as discrete, categorical

and continuous variables, still works well when predictors have heavy-tailed distributions or strongly depend on each other, and enjoys rank consistency properties under mild regularity conditions. The superior performance of the new method over the existing variable screening methods is demonstrated by simulations. Second, the adapted delete-one Mallows criterion to censored situations can asymptotically minimize the squared error between the true mean and the predicted value, where the standard constraint that the weights sum to one is removed. Third, simulation results show that the combination of the new variable screening method for preparing a class of candidate models and the delete-one Mallows criterion for averaging yields a superior method over the existing methods, including AIC model averaging, BIC model averaging, Lasso, Group Lasso, SCAD, and MCP.

The remainder of the article is organized as follows. We introduce models and present a two-step model averaging procedure in Section 2, and establish the theoretical properties of the proposed model averaging method in Section 3. The new variable screening procedure through a fused mean-variance index and its corresponding rank consistency property are summarized in Section 4. Simulation and real data analysis results are reported in Sections 5 and 6, respectively, to assess the performance of the proposed procedure compared to several existing methods. Some concluding remarks are made in Section 7. All technical details are provided in the Appendix and Supplementary Materials.

## 2. MODELS AND ESTIMATION PROCEDURE

Consider a survival study with  $n$  subjects and  $p$  covariates denoted by  $X = (X_1, \dots, X_p)^\top$ , where  $p > n$ . Let  $T$  and  $C$  denote the survival and censoring times, respectively. The observations consist of  $\{T_i^*, \delta_i, X_i, i = 1, \dots, n\}$ , independent copies of  $\{T^*, \delta, X\}$  with  $T^* = T \wedge C$  and  $\delta = I(T \leq C)$ . Let  $V$  be a known monotone transformation of  $T$  and  $U$  be the corresponding transformation of  $C$ . The goal is to predict the true mean of censored response variable  $V$  based on the observed data  $\{Y_i, \delta_i, X_i, i = 1, \dots, n\}$ , independent copies of  $\{Y, \delta, X\}$  with  $Y = V \wedge U$ . Suppose that  $V$  takes the following semiparametric linear regression model:

$$V_i = X_i^\top \boldsymbol{\beta} + \epsilon_i, i = 1, \dots, n, \quad (1)$$

where  $\boldsymbol{\beta} = (\beta_1, \dots, \beta_p)^\top$  is a vector of unknown regression coefficients and  $\epsilon_i$ 's are independent

and identically distributed random errors with mean 0 and variance  $\sigma_\epsilon^2$ . Here, we have dropped the intercept term by assuming that the means of the response variable and the input variables are already subtracted out. Assume that  $\epsilon_i$ 's are independent of  $(X_i, U_i)$ 's.

To improve prediction accuracy in high-dimensional censored regression, we propose a two-step model averaging procedure as follows.

*Step 1: Construct the Candidate Models.*

We develop a new feature screening method which will be presented in Section 4 and use this method to partition the  $p$  predictors into  $K + 1$  groups, where the first group has the highest values of the marginal utility and the  $(K + 1)$ th group has values closest to zero. The  $(K + 1)$ th group is removed. Let  $A_k$  be the index set of predictors to be included in the  $k$ th group. Then we can construct  $K$  candidate models  $M_1, \dots, M_K$  by

$$M_k : V_i = \sum_{j \in A_k} X_{ij} \beta_j + \epsilon_i, \quad i = 1, \dots, n. \quad (2)$$

For estimation of  $\beta_j$ , we use the weighted least squares method described below.

*Step 2: Determine the Optimal Model Weights for Averaging.*

To achieve the optimality of model weights, we propose to use a delete-one Mallows criterion without the classical restriction that weights sum to one. The details are given below.

## 2.1 Weighted Least Squares Estimation for Model $M_k$

Now we rewrite  $M_k$  in the matrix form

$$\mathbf{V} = \mathbf{X}_k \boldsymbol{\beta}_k + \boldsymbol{\epsilon},$$

where  $\boldsymbol{\beta}_k$  is a  $p_k$ -dimensional vector of unknown parameters, and  $\boldsymbol{\epsilon}$  is a  $n$ -dimensional noise vector.

For the estimation of  $\boldsymbol{\beta}_k$ , we use the weighted least squares (WLS) method proposed by Zhou (1992). The weights, considering censoring information, are given by

$$\pi_i = \pi(Y_i) = \frac{\delta_i}{\bar{G}^U(Y_i-)}, \quad (3)$$

where  $G^U(t) = P(U \leq t)$ , and  $\bar{G}^U(t) = 1 - G^U(t)$ . Let  $G^U(t-)$  denote the left limit of the

function  $G^U(\cdot)$  at  $t$ . For the largest observation of  $Y_i$ , we adjust its weight by

$$\pi_{(n)} = \frac{1}{\bar{G}^U(Y_{(n)}-)}. \quad (4)$$

In practice, we approximate  $G^U(t)$  by the Kaplan-Meier estimator  $G_n^U(t)$ , and replace  $\pi_i$  with  $\pi_{ni}$ , accordingly. Based on the weights in (3) and (4), the WLS estimator of  $\beta_k$  is defined by

$$\hat{\beta}_k = \arg \min (\mathbf{Y} - \mathbf{X}_k \beta_k)^\top \boldsymbol{\pi}_n (\mathbf{Y} - \mathbf{X}_k \beta_k) = \arg \min \|\mathbf{Y}_n^* - \mathbf{X}_{nk}^* \beta_k\|^2, \quad (5)$$

where  $\boldsymbol{\pi}_n$  is a  $n$ -dimensional diagonal matrix with the  $i$ th diagonal element being  $\pi_{ni}$ ,  $\mathbf{Y}_n^*$  is a  $n$ -dimensional vector with the  $i$ th component being  $\sqrt{\pi_{ni}} Y_i$ , and  $\mathbf{X}_{nk}^*$  is a matrix with the  $i$ th row vector being  $\sqrt{\pi_{ni}} \mathbf{X}_{ik}$ , for  $i = 1, \dots, n$ . Therefore, the WLS estimator of coefficients in  $k$ th model is given by

$$\hat{\beta}_k = (\mathbf{X}_{nk}^{*\top} \mathbf{X}_{nk}^*)^{-1} \mathbf{X}_{nk}^{*\top} \mathbf{Y}_n^* = (\mathbf{X}_{nk}^{*\top} \mathbf{X}_{nk}^*)^{-1} \mathbf{X}_k^\top \tilde{\mathbf{Y}}_n, \quad (6)$$

where  $\tilde{\mathbf{Y}}_n$  is a  $n$ -dimensional vector whose components is  $\pi_{ni} Y_i$ . So the true conditional mean of  $V$  can be estimated by  $\hat{\mathbf{u}}_{nk} = \mathbf{X}_k \hat{\beta}_k$  for  $k = 1, \dots, K$ .

## 2.2 Optimal Model Weight Selection for Averaging

After applying the WLS method to each candidate model, we achieve a list of predictors  $\{\hat{\mathbf{u}}_{n1}, \dots, \hat{\mathbf{u}}_{nK}\}$ . Now we determine the weight of each candidate model. The  $k$ th synthetic hat matrix  $\mathbf{X}_k (\mathbf{X}_{nk}^{*\top} \mathbf{X}_{nk}^*)^{-1} \mathbf{X}_k^\top \boldsymbol{\pi}_n$  of each candidate model is denoted by  $H_{nk}$ .

Let  $\boldsymbol{\omega} = (\omega_1, \dots, \omega_K)$  be the weight vector of the  $K$  models and

$$\mathcal{V} = \{\boldsymbol{\omega} \in [0, 1]^K : 0 \leq \omega_k \leq 1\}.$$

Here, the standard restriction  $\sum_{k=1}^K \omega_k = 1$  is removed. The advantages without this restriction are as given in Ando and Li (2014).

We denote the true conditional mean of  $\mathbf{V}$  on  $\mathbf{X}$  by  $\mathbf{u}$ . Then its model average predictor is given by

$$\begin{aligned} \hat{\mathbf{u}}_n(\boldsymbol{\omega}) &= \sum_{k=1}^K \omega_k \hat{\mathbf{u}}_{nk} = \sum_{k=1}^K \omega_k \mathbf{X}_k (\mathbf{X}_{nk}^{*\top} \mathbf{X}_{nk}^*)^{-1} \mathbf{X}_k^\top \boldsymbol{\pi}_n \mathbf{Y} \\ &= \sum_{k=1}^K \omega_k H_{nk} \mathbf{Y} = H_n(\boldsymbol{\omega}) \mathbf{Y}, \end{aligned}$$

where  $H_n(\boldsymbol{\omega}) = \sum_{k=1}^K \omega_k H_{nk}$  is the corresponding weighted hat matrix.

Ando and Li (2014) used the delete-one cross-validation to estimate the model weights. To consider the influence of variance  $\sigma_\epsilon^2$  on weights, we propose to use the delete-one Mallows criterion (Wan, Zhang, and Zou 2010) to determine the weights. We first introduce more notation. Let  $\tilde{u}_{nk}^{(-m)}$  be the predicted value of the  $m$ th observation from the  $k$ th model  $M_k$ , which is derived from the observations except for  $(Y_m, \delta_m, X_m)$ . Define  $\tilde{\mathbf{u}}_{nk} = (\tilde{u}_{nk}^{(-1)}, \dots, \tilde{u}_{nk}^{(-n)})^\top$ . As shown in Li (1986), we have  $\tilde{\mathbf{u}}_{nk} = \tilde{H}_{nk} \mathbf{Y}$ , where  $\tilde{H}_{nk}$  is the smoothing matrix given by  $\tilde{H}_{nk} = D_{nk}(H_{nk} - I) + I$  and  $D_{nk}$  is the  $n \times n$  diagonal matrix with  $j$ th diagonal element equal to  $(1 - h_{nkj})^{-1}$ , where  $h_{nkj}$  is the  $j$ th diagonal element of  $H_{nk}$ . The delete-one predictor is given by

$$\tilde{\mathbf{u}}_n(\boldsymbol{\omega}) = \sum_{k=1}^K \omega_k \tilde{\mathbf{u}}_{nk} = \sum_{k=1}^K \omega_k \tilde{H}_{nk} \mathbf{Y} = \tilde{H}_n(\boldsymbol{\omega}) \mathbf{Y},$$

where  $\tilde{H}_n(\boldsymbol{\omega}) = \sum_{k=1}^K \omega_k \tilde{H}_{nk}$ . Thus, the delete-one Mallows criterion can be written as

$$\begin{aligned} \mathcal{M}(\boldsymbol{\omega}) &= (\mathbf{Y} - \tilde{\mathbf{u}}_n(\boldsymbol{\omega}))^\top \boldsymbol{\pi}_n (\mathbf{Y} - \tilde{\mathbf{u}}_n(\boldsymbol{\omega})) \\ &= (\mathbf{Y} - \tilde{H}_n(\boldsymbol{\omega}) \mathbf{Y})^\top \boldsymbol{\pi}_n (\mathbf{Y} - \tilde{H}_n(\boldsymbol{\omega}) \mathbf{Y}). \end{aligned}$$

Then, minimizing the  $\mathcal{M}(\boldsymbol{\omega})$  over the space  $\mathcal{V}$  yields the selected weights

$$\hat{\boldsymbol{\omega}} = \arg \min_{\boldsymbol{\omega} \in \mathcal{V}} \mathcal{M}(\boldsymbol{\omega}). \quad (7)$$

### 3. THEORETICAL RESULTS OF MODEL AVERAGING

Let  $\mathbf{X} = (X_1, \dots, X_n)$  and  $\mathbf{u} = E(\mathbf{V} | \mathbf{X})$ . Define a model averaging estimator  $\hat{\mathbf{u}}_n(\boldsymbol{\omega}) = \sum_{k=1}^K \omega_k H_{nk} \mathbf{Y}$ , and consider loss function  $L_n(\boldsymbol{\omega}) = (\mathbf{u} - \hat{\mathbf{u}}_n(\boldsymbol{\omega}))^\top \boldsymbol{\pi}_n (\mathbf{u} - \hat{\mathbf{u}}_n(\boldsymbol{\omega}))$ . The corresponding risk function is

$$R(\boldsymbol{\omega}) = E[L_n(\boldsymbol{\omega}) | \mathbf{X}]. \quad (8)$$

Let  $\xi_n = \inf_{\boldsymbol{\omega} \in \mathcal{V}} R(\boldsymbol{\omega})$ . Let  $\mathbb{E}(A)$  be the eigenvalue of matrix  $A$ , and  $\vartheta(A)$  be the maximum diagonal element of matrix  $A$ . In the following,  $B$  and  $B_j$ 's are finite constants. To establish the property of proposed model averaging approach with the adapted delete-one Mallows criterion, we need the following regularity conditions.

(C1) Let  $b_V = \sup\{t, P(V \leq t) < 1\}$ ,  $b_U = \sup\{t, P(U \leq t) < 1\}$ , and  $\tau_0$  denote the maximum follow-up time. The first derivative of  $\bar{G}^U(t)$  is uniformly bounded,  $b_V \geq b_U$ , and for any  $t \in [0, \tau_0]$ ,  $P(t \leq V \leq U) \geq \lambda_0$  for some positive constant  $\lambda_0$ .

(C2) (i)  $\sup_k \frac{\partial(H_k)}{p_k} \leq \frac{B_1}{n}$ ; (ii)  $\sup_k \frac{p_k}{n^{3/4}} \leq B_2$ ; (iii) For some fixed integer  $\kappa$ ,  $\frac{K^{4\kappa+2}\|\mathbf{u}\|^{2\kappa}}{\xi_n^{2\kappa}} = o_p(1)$ ; (iv)  $\frac{\|\mathbf{u}\|^2}{n} \leq B_3$ .

(C3) (i)  $E(\mathbf{X}_k^\top \mathbf{X}_k)$  is nonsingular, and  $\sup_k \mathbb{E}(\mathbf{X}_k^\top \mathbf{X}_k) = O(n)$ .

Condition (C2) is the same as conditions required in Theorem 1 of Ando and Li (2014). In condition (C3)(i), the nonsingular assumption is necessary for hat matrix. The bound of largest eigenvalue can ensure that the distance between  $\frac{\mathbf{X}_k^\top \mathbf{X}_k}{n\bar{G}_n^U(t)}$  and  $\frac{\mathbf{X}_k^\top \mathbf{X}_k}{nG_n^U(t)}$  can be controlled only through the distance between  $1/\bar{G}^U(t)$  and  $1/G_n^U(t)$ . If the order of  $\xi_n$  is  $n^{1-\gamma}$  with  $\gamma \geq 0$ , condition (C2)(iii) is reduced to  $K^{1+0.5\kappa^{-1}} = o_p(n^{(1-2\gamma)/4})$ . Since  $\kappa$  is fixed and the term  $0.5\kappa^{-1}$  is ignorable,  $K$  is allowed to grow to infinity if  $\gamma < 1/2$ .

*Theorem 1.* Under conditions (C1)-(C3), we have

$$\frac{L_n(\hat{\omega})}{\inf_{\omega \in \mathcal{V}} L_n(\omega)} \rightarrow 1 \quad (9)$$

in probability.

## 4. FUSED MEAN-VARIANCE FILTER

### 4.1 Screening Method

Instead of using the existing feature screening, we propose a new nonparametric screening procedure for ultrahigh-dimensional survival data, motivated by the independence feature screening for ultrahigh dimensional discriminant analysis in Cui, Li, and Zhong (2015). Let  $F_j(x|T) = P(X_j \leq x|T)$  denoting the conditional distribution function of  $X_j$  given  $T$ , and  $F_j(x) = P(X_j \leq x)$  being the unconditional distribution  $F_j(x)$  of  $X_j$ . Note that  $X_j$  is independent of  $T$  if and only if  $F_j(x|T) = F_j(x)$ . To measure the dependence between  $X_j$  and  $T$ , following Cui, Li, and Zhong (2015), we consider a mean-variance based index for the  $j$ th covariate as

$$MV_j = E\{\text{Var}(F(X_j|T))\} = \iint \{F_j(x|T=t) - F_j(x)\}^2 dF_j(x) dF_T(t). \quad (10)$$



Our marginal utility  $MV_j$  also has a remarkable property that  $MV_j = 0$  if and only if  $X_j$  and  $T$  are statistically independent, which motivates us to utilize it for feature screening to characterize both linear and nonlinear relationships in ultrahigh dimensional data analysis.

In order to use  $MV_j$ , we can slice the response to obtain an approximation of  $MV_j$ . Define a partition:

$$\mathbb{S} = \left\{ [a_g, a_{g+1}) : a_g < a_{g+1}, g = 1, \dots, S \right\}. \quad (11)$$

Here we set  $a_1 = 0, a_{S+1} = b_F$ , where  $b_F = \sup\{t, F(t) < 1\}$  with  $F(t) = P(T \leq t)$ . Here,  $[a_g, a_{g+1})$  is called a slice. We also define a random variable  $\mathcal{G} \in \{1, \dots, S\}$  such that  $\mathcal{G} = g$  if and only if  $T$  is in the  $g$ th slice. The multiclass problem considered by Cui, Li, and Zhong (2015) can be regarded as a particular case, that is,  $T = \mathcal{G}$  taking values from  $1, \dots, S$ .

Define

$$MV_j^{\mathbb{S}} = \sum_{g=1}^S p_g^{\mathbb{S}} \int \{F_j^{\mathbb{S}}(x|\mathcal{G} = g) - F_j(x)\}^2 dF_j(x), \quad (12)$$

where  $p_g^{\mathbb{S}} = P(\mathcal{G} = g)$ ,  $F_j^{\mathbb{S}}(x|\mathcal{G} = g) = \frac{P(X_j \leq x, \mathcal{G} = g)}{p_g^{\mathbb{S}}}$ . The form of (12) implies that  $MV_j^{\mathbb{S}}$  can be denoted as the weighted average of Cramér-von Mises between the conditional distribution of  $X$  given the slice  $\mathcal{G} = g$  and the unconditional distribution function of  $X$ .

Now we provide the sample version of  $MV_j^{\mathbb{S}}$ . Write

$$\hat{p}_g^{\mathbb{S}} = \frac{1}{n} \sum_{i=1}^n I\{a_g \leq T_i^* < a_{g+1}\} \pi_{ni}, \hat{F}_j(x) = \frac{1}{n} \sum_{i=1}^n I\{X_i \leq x\}, \quad (13)$$

$$\hat{F}_j^{\mathbb{S}}(x|\mathcal{G} = g) = \frac{1}{n} \sum_{i=1}^n I\{X_i \leq x, a_g \leq T_i^* < a_{g+1}\} \pi_{ni} / \hat{p}_g^{\mathbb{S}}, \quad (14)$$

where  $\pi_{ni}$ 's are as defined in Section 2. For censored survival response, it is obvious to use its sample counterpart to estimate  $MV_j^{\mathbb{S}}$  as follows:

$$\widehat{MV}_j^{\mathbb{S}} = \frac{1}{n} \sum_{i=1}^n \sum_{g=1}^S \hat{p}_g^{\mathbb{S}} \{\hat{F}_j^{\mathbb{S}}(x_i|\mathcal{G} = g) - \hat{F}_j(x_i)\}^2. \quad (15)$$

Furthermore, motivated by Cook and Zhang (2014) and Mai and Zou (2015), we use the idea of fusion to improve the efficiency of the mean-variance based measure. Taking  $L$  different slice schemes, where each slice scheme  $\mathbb{S}_l$  contains  $S_l$  intervals,  $l = 1, \dots, L$ , we

propose the fused mean-variance filter given by

$$\widehat{FMV}_j = \sum_{l=1}^L \widehat{MV}_j^{\mathbb{S}_l} \quad (16)$$

as an estimate of

$$FMV_j = \sum_{l=1}^L MV_j^{\mathbb{S}_l}. \quad (17)$$

Mai and Zou (2015) suggested that  $S_l \leq \lceil \log n \rceil$  for all  $1 \leq l \leq L$  so that there is a decent sample size within each slice for all slicing schemes, where  $\lceil x \rceil$  denotes the integer part of  $x$ . In practice, by a technical condition, we take  $S_l = 3, \dots, \lceil n^{1/3} \rceil$  with each partition  $\mathbb{S}_l$ .

To evaluate  $\widehat{FMV}_j$ , we still need to determine  $\mathbb{S}_l$ . If the distribution of  $T$  is known, then we can consider an oracle uniform slicing to form partitions  $\mathbb{S}_l$  through  $S_l$  intervals with  $a_g = F^{-1}((g-1)/S_l)$ ,  $g = 1, \dots, S_l$ . In practice,  $F$  is unknown and can be estimated by the Kaplan-Meier estimator  $\widehat{F}_n(t)$ . So, we can estimate  $a_g$  by  $\widehat{a}_g = \widehat{F}_n^{-1}((g-1)/S_l)$ . Write

$$\widehat{\mathbb{S}}_l = \{[\widehat{a}_g, \widehat{a}_{g+1}) : \widehat{a}_g < \widehat{a}_{g+1}, g = 1, \dots, S_l, \widehat{a}_0 = 0, \widehat{a}_{S_l+1} = b_F\}$$

as an intuitive uniform slicing. For the oracle uniform slicing, set

$$Q_j^{(\circ)} = \sum_{l=1}^L MV_j^{\mathbb{S}_l} \quad \text{and} \quad \widehat{Q}_j^{(\circ)} = \sum_{l=1}^L \widehat{MV}_j^{\mathbb{S}_l}$$

and for the intuitive uniform slicing, set

$$Q_j = \sum_{l=1}^L MV_j^{\widehat{\mathbb{S}}_l} \quad \text{and} \quad \widehat{Q}_j = \sum_{l=1}^L \widehat{MV}_j^{\widehat{\mathbb{S}}_l}.$$

When  $p \gg n$ , we define the active predictor subset by

$$\mathcal{D} = \{j : F(t|X_j) \text{ functionally depends on } X_j \text{ for some } t\}. \quad (18)$$

Then, we choose  $\widehat{Q}_j$  as a marginal utility to measure the importance of  $X_j$  for censored response variable  $T$ , and estimate  $\mathcal{D}$  by

$$\widehat{\mathcal{D}} = \{j : \widehat{Q}_j \text{ is among the } d_n \text{th largest}\}, \quad (19)$$

where  $d_n$  is the predefined positive integer. We refer this procedure to the fused MV-based sure independence screening, FMV for short.

## 4.2 Theoretical Property

In this section, we establish the rank consistency properties of our screening approach. Obviously, we aim at partitioning each of the “observed predictors” into signal and non-signal components. The signal ones contain the set of predictors to be included in the model for model averaging. Throughout this section,  $B$  denotes a generic positive constant.

To establish the ranking consistency of the FMV, we need the following regularity conditions. Define  $S_{\min} = \min_l \{S_l\}$ , and  $S_{\max} = \max_l \{S_l\}$ .

(C4) There exists a set  $\mathcal{E}$  such that  $\mathcal{D} \subset \mathcal{E}$  and  $\Delta_{\mathcal{E}} = \min_l \{ \min_{j \in \mathcal{E}} MV_j^{S_l} - \max_{j \notin \mathcal{E}} MV_j^{S_l} \} > 0$ ,  $n^{-3/4} \log(n)^{3/4} S_{\max} / \Delta_{\mathcal{E}} = o_p(1)$ , and  $S_{\max} = O(n^c)$ .

(C5) For any  $b_1, b_2$  such that  $P\{t \in [b_1, b_2]\} \leq \frac{1+\Delta_{\mathcal{E}}}{S_{\min}}$ , we have  $\sup_{x \in \mathcal{R}_X} |F_j(x|t_1) - F_j(x|t_2)| \leq \frac{\Delta_{\mathcal{E}}}{8}$  for all  $j$  and  $t_1, t_2 \in [b_1, b_2]$ .

(C6)  $P(T \leq C|X, T) = P(T \leq C|T)$ .

Here, conditions (C4) and (C5) are similar to conditions (C1) and (C2) given in Mai and Zou (2015) with a detailed discussion.

Condition (C6) makes the censored model flexible enough to allow for a dependence between  $X$  and  $C$ . In other words, given the time of death, the covariates do not provide any further information whether censoring will occur or not. So condition 7 also shows the independence of  $\delta$  and  $X$  on  $T$  and implies that  $\mathcal{F}(t, x) = \int_{y \leq t} \int_{w \leq x} \frac{1}{G(y-)} \mathcal{F}^*(dy, dw)$ , where  $\mathcal{F}(t, x) = P(T \leq t, X \leq x)$ ,  $\mathcal{F}^*(t, x) = P(Y \leq t, X \leq x, \delta = 1)$  (Stute 1996).

*Theorem 2.* (Ranking Consistency Property) Suppose that Conditions (C1), (C4)-(C6) hold. If  $n^{2c-1} \Delta_{\mathcal{E}}^{-2} = o(1)$  and  $n^{c-1} \log(Lp) \Delta_{\mathcal{E}}^{-2} = o(1)$ , then  $\liminf_{n \rightarrow \infty} \{ \min_{j \in \mathcal{D}} \widehat{Q}_j - \max_{j \notin \mathcal{D}} \widehat{Q}_j \} > 0$  a.s..

The theorem implies that the  $\widehat{Q}_j$  values of active predictors are always ranked beyond those of inactive ones with high probability. Thus, we can separate the active and inactive predictors through taking an ideal threshold value.

## 5. SIMULATION STUDIES

To assess the performance of the proposed two-step model averaging methods, we conducted simulations with two objectives. The first objective is to compare the proposed new screening procedure (FMV) with some existing ones for constructing candidate models for averaging; these include marginal correlation screening (SIS; Fan and Lv 2008), nonparametric independence screening (NIS; Fan, Feng, and Song 2011), sure independent ranking and screening (SIRS; Zhu et al. 2011), quantile-adaptive screening (QAS; He, Wang, and Hong 2013) and the fused Kolmogorov filter screening (FKS; Mai and Zou 2015). The second objective is to compare the proposed model averaging method with the classical weight selection-based model averaging methods and the penalized variable selection methods; these include model averaging with the Akaike information criterion under the restriction  $\sum_{k=1}^{10} \omega_k = 1$  (MAIC), model averaging with the Bayesian information criterion under the restriction  $\sum_{k=1}^{10} \omega_k = 1$  (MBIC), FMV-based model averaging with the delete-one Mallows criterion under the restriction  $\sum_{k=1}^{10} \omega_k = 1$  (MCV1), FMV-based model averaging with the delete-one Mallows criterion without the restriction  $\sum_{k=1}^{10} \omega_k = 1$  (MCV2), the Lasso method (Tibshirani 1996), the group lasso procedure (Glasso; Yuan and Lin 2006), the penalized regression by SCAD approach (Fan and Li 2001), and the penalized regression by the MCP approach (Zhang 2010).

In this simulation study, we suppose that censored response variable  $T$  took the following accelerated failure time (AFT) model

$$\log(T_i) = X_i^\top \theta + \epsilon_i,$$

where  $X_i = (x_{i1}, \dots, x_{ip})$  was assumed to be generated from a multivariate normal distribution with zero mean and covariance matrix  $\Phi = (d_{jl})$  with  $d_{jl} = a^{|j-l|}$ , and  $\epsilon_i$  was assumed to follow the standard normal distribution  $\mathcal{N}(0, \sigma_\epsilon^2)$ . Furthermore, we generated censoring time  $C_i$  from  $\min(l, \text{Unif}(0, l+2))$  where  $l$  controls the censoring rate. The true coefficients  $\theta_j$  were generated from the normal with mean of 0 and standard deviation (SD) of 0.5. Set sample size  $n = 100$  and number of regressors  $p = 2000$ . Set the number of true regressors

$s = 50$  and let the true regressors  $x_k$  be spaced evenly,  $k = 40(j - 1) + 1, j = 1, \dots, 50$ . We took  $a = 0.5$ ,  $\sigma_\epsilon = 0.5$ , and  $l = 8$  for about 35% censoring proportion averagely. We took the largest number of slices for our FMV approach to be  $\lceil n^{1/3} \rceil$  based on Condition 5. Therefore, three slicing schemes are involved with  $S_l \in \{3, 4, 5\}$ .

To prepare candidate models for averaging, we ordered the regressors for grouping using the proposed FMV and the above mentioned screening methods. For the QAS, we considered two quantiles 0.2 and 0.4, denoted by QAS1 and QAS2. Since these screening methods except FMV are designed for uncensored data, we performed the SIRS and FKS for response variable  $T^* = \min(T, C)$  and the SIS, QAS1, QAS2 and NIS for response variable  $\log(T^*)$ , respectively. We separated the first 100 active predictors by each screening method, and set  $K = 10$  to yield a class of 10 candidate models, each with 10 regressors. Then, we conducted the proposed model averaging procedure presented in Section 2 for the obtained candidate models from each screening approach.

We used weighted MSE  $\frac{1}{n}(\mathbf{u} - \hat{\mathbf{u}}_n(\hat{\boldsymbol{\omega}}))^\top \boldsymbol{\pi}_n(\mathbf{u} - \hat{\mathbf{u}}_n(\hat{\boldsymbol{\omega}}))$  as the performance measure for each method. Figure 1 shows the boxplots of weighted MSEs after 200 replications. As shown in this figure, our screening method FMV, combining with the proposed model weight selection procedure, seems to have a superior performance in the sense that it achieves the smallest MSE median.

Figure 1 about here

Furthermore, we used  $R$  package program *ncvreg* to implement the MCP and SCAD algorithms and perform 10-fold cross-validation for these penalized regression models over a grid of values for the regularization parameter to select an optimal size of penalty. We implemented Lasso through using *lars* package in  $R$  and the BIC for selecting appropriate tuning parameter. Group Lasso was implemented by *grplasso* package in  $R$ . We also partitioned the regressors into  $K + 1$  groups. The first  $K$  groups are the same as those obtained by MCV2, MAIC, and MBIC. The last group consists of all the remaining regressors. We also used MSE as the performance measure for each approach. Figure 2 displays the boxplots of MSE values for each method based on the same 200 simulated data sets. The simulation results demonstrate that our proposed model averaging procedure has the superior performance over the classical model averaging and the penalized methods considered.

## 6. APPLICATION

In this section, we applied the proposed method to the mantle cell lymphoma (MCL) microarray data, which is available from the web site <http://llmpp.nih.gov/MCL>. These data have been studied by Rosenwald et al. (2003). The primary goal of this study was to identify genes that have significant influence on patients' survival risk. Among 101 untreated patients with no history of previous lymphoma, 92 were classified as having MCL based on the morphologic and immunophenotypic criteria. The data include the expression values of 6312 genes for each patient. During the follow-up, 64 patients died of MCL and the other 28 patients were censored. Here, the sample size  $n = 92$ , the number of predictors  $p = 6312$  and the censoring rate is 36%.

We applied the proposed FMV independence screening procedure to the censored MCL data and took the first  $4\lceil\frac{n}{\log(n)}\rceil = 80$  ranked genes as active predictors. Suppose that the survival time  $T$  follows the AFT model considered in our simulations. Then, we set  $K = 10$  to yield a class of 10 candidate models, each with 8 genes.

To evaluate the prediction performance of various methods, we randomly selected 50 observations for model fitting, and used the rest of the data as the testing set. Let  $A = \{i : \text{observation } i \text{ belongs to the testing set}\}$ . We used the weighted averaged squared prediction errors (WASPE)

$$\text{ASPE} = \frac{1}{\sum_{i \in A} \delta_i} \sum_{i \in A} \frac{\delta_i}{\pi_{ni}} |\log(T_i) - \hat{\mu}_i(\hat{\omega})|^2$$

as the prediction performance measure for each method. We calculated the ASPE from the estimation results by applying the proposed optimal weight selection method to the obtained candidate models based on the randomly selected subset. We also calculated the ASPEs by using MCV1, MCV2, MAIC, MBIC, Glasso, SCAD, MCP and LASSO as described in Section 5. Figure 3 shows the boxplots of ASPE values obtained from these methods based on 200 replications. The prediction results demonstrate the superior performance of the proposed two-step model averaging method over the classical weight selection methods and the penalized variable selection methods for the MCL data.

## 7. CONCLUDING REMARKS

For the analysis of high-dimensional data, many penalized methods such LASSO, SCAD and MCP, have been developed. These penalized procedures, however, may not perform well for a very large number of covariates because ultrahigh dimensionality brings simultaneous challenges of computational expediency, statistical accuracy and algorithmic stability (Fan, Samworth, and Wu 2009). In this article, to address the new challenges from ultrahigh-dimensional data in the presence of censoring, we have proposed a two-step model averaging procedure for improving prediction accuracy. The first step is to construct candidate models for averaging, while the second step is to find the optimal model weights for predicting. For the first step, to accommodate censoring in the ultrahigh-dimensional survival data, we have designed a new nonparametric screening procedure based on a fused mean-variance filter and established its rank consistency property under very weak regularity conditions. The proposed screening approach is invariant under the monotone transformation of the response and can still be powerful when covariates are strongly dependent on each other. For the second step, a weighted least squares method has been used to estimate regression parameters for each candidate model subject to censoring, and a delete-one Mallows criterion has been adapted to determine the optimal model weights, where the standard constraint that weights sum to one has been successfully removed. The superior performance of the proposed model averaging approach over the classical model selection methods and the penalized methods has been demonstrated through simulation studies and real data analysis.

Note that the weighted least squares approach is used for estimation of regression coefficients with each candidate model. To improve the efficiency, we can replace the weighted least squares estimator with the sieve maximum likelihood estimator (SMLE) presented in Ding and Nan (2011). The complicated structure of the SMLE would bring new challenges to the establishment of model weight selection optimality, which would deserve further research. Another direction is to extend the proposed model averaging method to other high-dimensional survival models such as the Cox model and the additive hazards model.

## References

- ANDO, T. and LI, K. C. (2014). A model-averaging approach for high-dimensional regression. *J. Am. Statist. Assoc.* **109**, 254–265.
- ANDO, T. and TSAY, R. (2010). Predictive likelihood for the Bayesian model selection and averaging. *Int. J. Forecast.* **26**, 744–763.
- ANTONIADIS, A., FRYZLEWICZ, P. and LETUÉ, F. (2010). The Dantzig selector in Cox’s proportional hazards model. *Scand. J. Statist.* **37**, 531–552.
- BRADIC, J., FAN, J. and WANG, W. (2011). Penalized composite quasi-likelihood for ultrahigh-dimensional variable selection. *J. R. Statist. Soc. B* **73**, 325–349.
- CANDES, E. and TAO, T. (2007). The Dantzig selector: statistical estimation when  $p$  is much larger than  $n$ . *Ann. Statist.* **35**, 2313–2351.
- COOK, R. D. and ZHANG, X. (2014). Fused estimators of the central subspace in sufficient dimension reduction. *J. Am. Statist. Assoc.* **109**, 815–827.
- CUI, H., LI, R. and ZHONG, W. (2015). Model-free feature screening for ultrahigh dimensional discriminant analysis. *J. Am. Statist. Assoc.* **110**, 630–641.
- DING, Y. and NAN, B. (2011). A sieve M-theorem for bundled parameters in semiparametric models, with application to the efficient estimation in a linear model for censored data. *Ann. Statist.* **39**, 3032–3061.
- FAN, J., FENG, Y. and SONG, R. (2011). Nonparametric independence screening in sparse ultrahigh-dimensional additive models. *J. Am. Statist. Assoc.* **106**, 544–557.
- FAN, J. and LI, R. (2001). Variable selection via nonconcave penalized likelihood and its oracle properties. *J. Am. Statist. Assoc.* **96**, 1348–1360.
- FAN, J. and LI, R. (2002). Variable selection for Cox’s proportional hazards model and frailty model. *Ann. Statist.* **30**, 74–99.



- FAN, J. and LV, J. (2008). Sure independence screening for ultrahigh dimensional feature space. *J. R. Statist. Soc. B* **70**, 849–911.
- FAN, J., SAMWORTH, R. and WU, Y. (2009). Ultrahigh dimensional feature selection: beyond the linear model. *J. Mach. Learn. Res.* **10**, 2013–2038.
- HANSEN, B. E. (2007). Least squares model averaging. *Econometrica* **75**, 1175–1189.
- HANSEN, B. E. and RACINE, J.(2012). Jackknife model averaging. *J. Econometrics* **167**, 38–46.
- HE, X., WANG, L. and HONG, H. G. (2013). Quantile-adaptive model-free variable screening for high-dimensional heterogeneous data. *Ann. Statist.* **41**, 342–369.
- HJORT, N. L. and CLAESKENS, G.(2003). Frequentist model average estimators. *J. Am. Statist. Assoc.* **98**, 879–899.
- HUANG, J., MA, S. and XIE, H. (2006). Regularized estimation in the accelerated failure time model with high-dimensional covariates. *Biometrics* **62**, 813–820.
- LENG, C. and MA, S. (2007). Path consistent model selection in additive risk model via Lasso. *Stat. Med.* **26**, 3753–3770.
- LI, K. C. (1986). Asymptotic optimality of CL and generalized cross-validation in ridge regression with application to spline smoothing. *Ann. Statist.* **14**, 1011–1112.
- LIANG, H., ZOU, G., Wan, A. T. K. and ZHANG, X. (2011). Optimal weight choice for frequentist model average estimators. *J. Am. Statist. Assoc.* **106**, 1053–1066.
- LIN, W. and LV, J. (2013). High-dimensional sparse additive hazards regression. *J. Am. Statist. Assoc.* **108**, 247–264.
- LIU, Q. and OKUI, R. (2013). Heteroskedasticity-robust  $C_p$  model averaging. *Economet. J.* **16**, 463–472.
- MAI, Q. and ZOU, H. (2015). The Fused Kolmogorov Filter: a nonparametric model-free screening method. *Ann. Statist.* **43**, 1471–1497.

- MARTINUSSEN, T. and SCHEIKE, T. H. (2009). Covariate selection for the semiparametric additive risk model. *Scand. J. Statist.* **4**, 602–619.
- NEWBOLD, P. and GRANGER, C. W. J. (1974). Experience with forecasting univariate time series and the combination of forecasts. *J. R. Statist. Soc. A* **137**, 131–149.
- ROSENWALD, A., WRIGHT, G., WIESTNER, A., CHAN, W. C., CONNORS, J. M., CAMPO, E. and CHIORAZZI, M. (2003). The proliferation gene expression signature is a quantitative integrator of oncogenic events that predicts survival in mantle cell lymphoma. *Cancer Cell* **3**, 185–197.
- STUTE W. (1996). Distributional convergence under random censorship when covariables are present. *Scand. J. Statist.* **23**, 461–471.
- TIBSHIRANI, R. (1996). Regression shrinkage and selection via the Lasso. *J. R. Statist. Soc. B* **58**, 267–288.
- TIBSHIRANI, R. (1997). The lasso method for variable selection in the Cox model. *Stat. Med.* **16**, 385–395.
- WAN, A. T. K., ZHANG, X. and ZOU, G. (2010). Least squares model averaging by Mallows criterion. *Biometrics* **156**, 277–283.
- WANG, S., NAN, B., ZHU, J. and BEER, D. G. (2008). Doubly penalized Buckley-James method for survival data with high-dimensional covariates. *Biometrics* **64**, 132–140.
- YUAN, M. and LIN, Y. (2006). Model selection and estimation in regression with grouped variables. *J. R. Statist. Soc. B* **68**, 49–67.
- ZHANG, C. H. (2010). Nearly unbiased variable selection under minimax concave penalty. *Ann. Statist.* **38**, 894–942.
- ZHANG, H.-H. and LU, W. (2007). Adaptive lasso for Cox’s proportional hazards model. *Biometrika* **94**, 691–703.
- ZHANG, X., ZOU, G. and LIANG, H. (2014). Model averaging and weight choice in linear mixed-effects models. *Biometrika* **101**, 205–218.

- ZHANG, X., YU, D., ZOU, G. and LIANG, H. (2015). Optimal model averaging estimation for generalized linear models and generalized linear mixed-effects models. *J. Am. Statist. Assoc.* DOI: 10.1080/01621459.2015.1115762.
- ZHOU, M. (1992). M-estimation in censored linear models. *Biometrika* **79**, 837–841.
- ZHU, L. P., LI, L., LI, R. and ZHU, L. X. (2011). Model-free feature screening for ultrahigh-dimensional data. *J. Am. Statist. Assoc.* **106**, 1464–1475.
- ZOU, H. (2006). The adaptive lasso and its oracle properties. *J. Am. Statist. Assoc.* **101**, 1418–1429.
- ZOU, H. (2008). A note on path-based variable selection in the penalized proportional hazards model. *Biometrika* **95**, 241–247.

## SUPPLEMENTARY MATERIALS

The supplementary materials include the proof of Theorema 1 and 2.

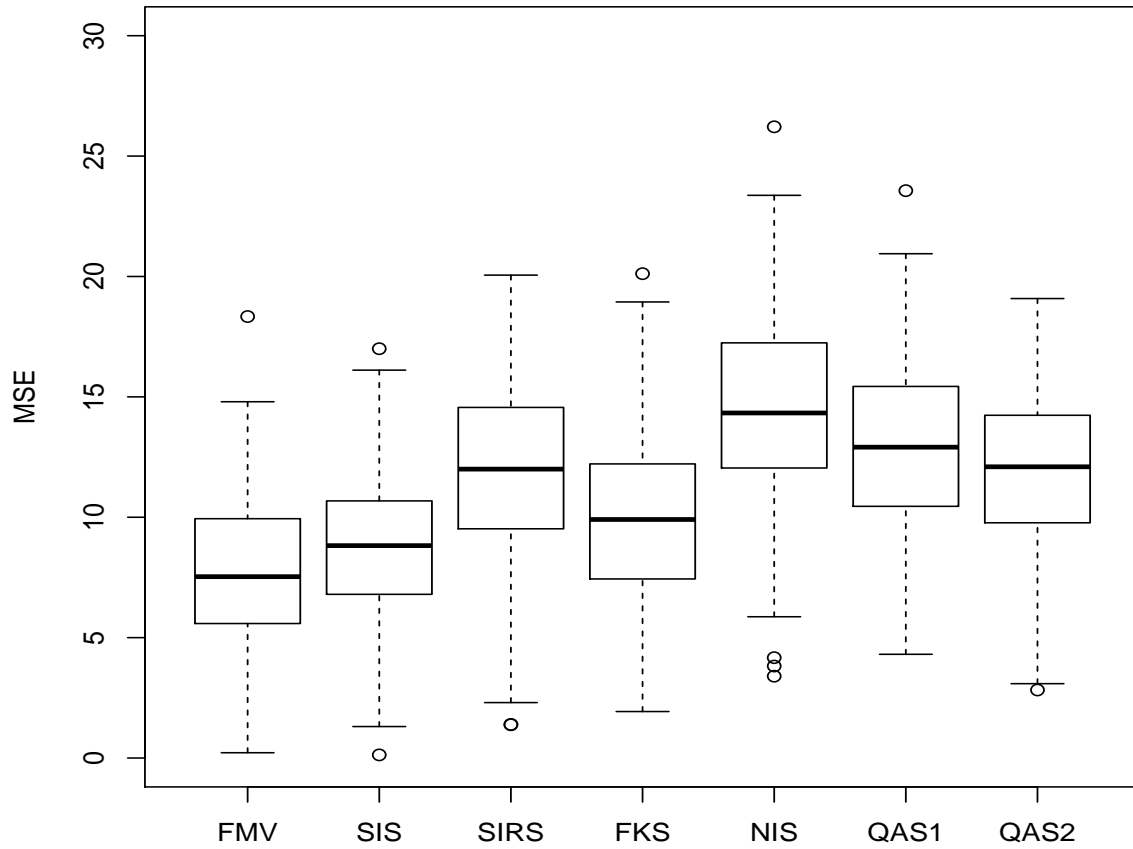


Figure 1: Performance of the proposed model averaging method via different independence screening methods.

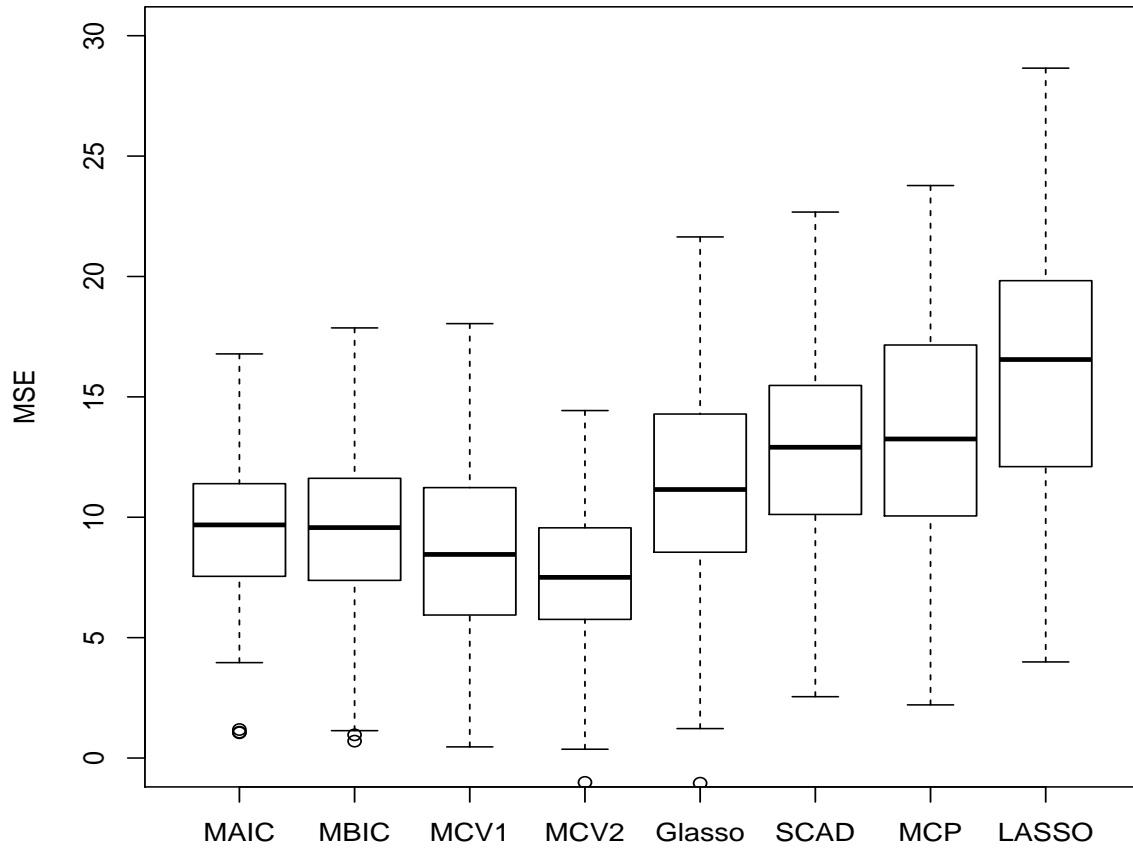


Figure 2: Comparison of the proposed model averaging method with the classical methods and the penalized methods based on simulated data sets.

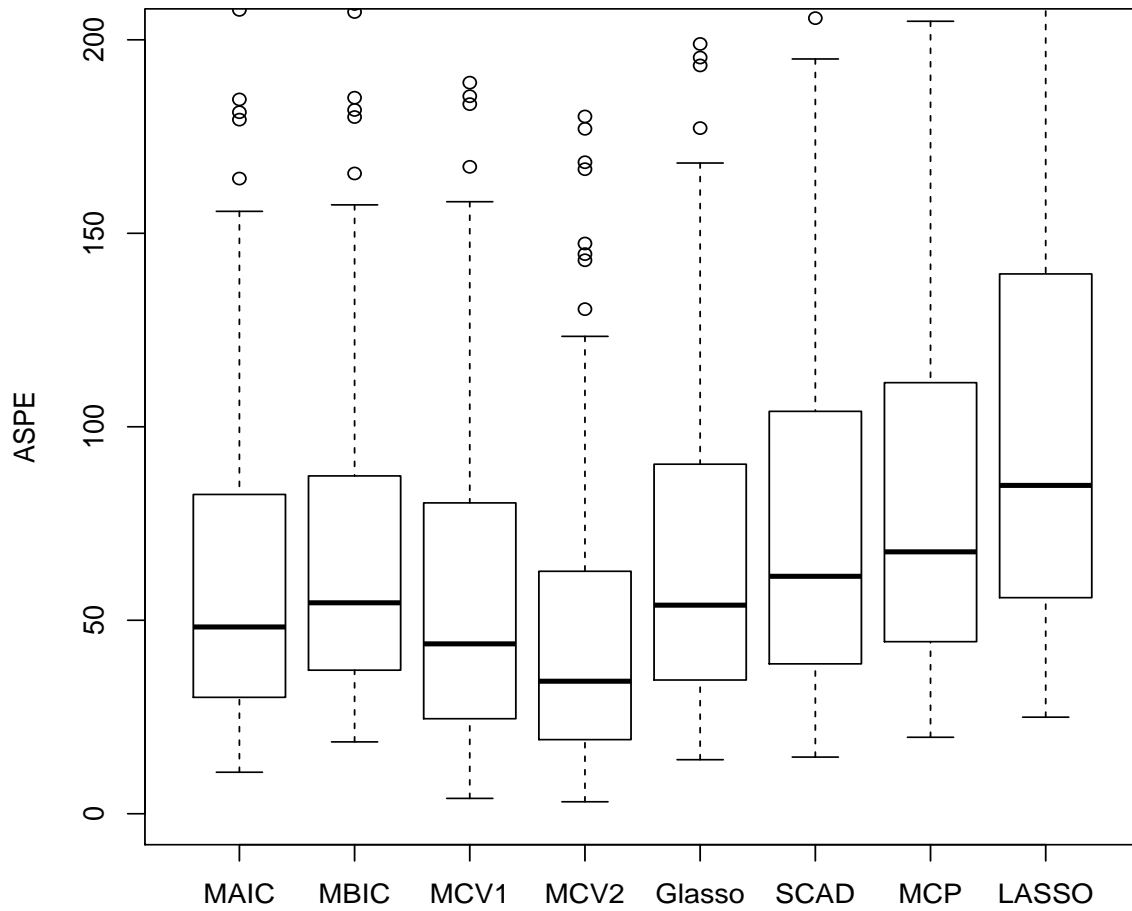


Figure 3: Boxplots for the prediction performance of the proposed model averaging method, the classical methods and the penalized methods based on the MCL data.