

Sea of Majorana fermions from pseudo-scalar superconducting order in three dimensional Dirac materials

Morteza Salehi¹ and S. A. Jafari^{1,2}

¹*Department of Physics, Sharif University of Technology, Tehran 11155-9161, Iran*

²*Theoretische Physik, Universität Duisburg-Essen, 47048 Duisburg, Germany*

We find that *singlet* superconducting pairing can lead to Majorana fermions in three dimensional Dirac superconductors (3DDS) if the pairing order parameter is a pseudo-scalar, i.e. it changes sign under mirror reflection. The pseudo-scalar superconducting order parameter, Δ_5 can close and reopen the spectral gap caused by the scalar Dirac mass m in a three-dimensional Dirac material (3DDM), giving rise to a two-dimensional Majorana sea (2DMS) at the plane of the gap kink. By bringing the Hamiltonian into a canonical form which then gives the winding number, we show that this system belongs to the DIII class of topological superconductors. We calculate the transport signature of 2DMS, namely a perfect Andreev-Klein transmission that manifests in a robust peak in the differential conductance. Further, we find the 4π periodicity in the $\Delta_5|m|\Delta_5$ Josephson junctions. Gauge transformed version of the present scenario implies that the interface of a conventional s-wave superconductor with a peculiar 3DDM whose mass is a pseudo-scalar, m_5 also hosts a 2DMS.

Introduction.— Band topology in insulators and superconductors is connected with the change in the sign of the gap parameter which in turn gives rise to zero energy states at the location of gap kink. This mechanism in the case of insulators gives rise to gapless surface modes protected by a topological invariant [1–3]. When the spectral gap is of the superconducting (pairing) nature, these topologically protected modes will be Majorana zero modes, which are their own anti-particles [4, 5]. To realize Majorana fermions (MFs) various scenarios have been proposed which involve closing and re-opening the superconducting gap in one way or another. Gaping chiral modes of topological insulators (TIs) by Zeeman field and superconducting pairing gives rise to MFs in the interface region where these two gapping mechanisms are of comparable strength [6, 7]. In one-dimensional nanowires this can be achieved by the competition between a polarizing Zeeman field, and depolarizing spin-orbit interaction [8, 9]. Alternative scenario is to generate MFs involve driving supercurrent through a superconductor (SC) next to a TI in a pairing dominated gap regime where twist due to supercurrent reduces the phase space for Cooper pairing and gives way to Zeeman dominated gap [10]. In two-dimensions, the vortex core of a p-wave SC binds a MF [11]. The required p-wave SC can be engineered on the surface of a TI [6] by proximity to a conventional s-wave SC. The above scenarios are first of all limited to low dimensions, and secondly require a TR breaking by a Zeeman field.

In this letter we propose yet another *three dimensional* system that admits a two dimensional sheet of MFs without requiring a Zeeman field. We find that a peculiar *pseudo-scalar* (odd-parity) superconducting order parameter, Δ_5 can give rise to a two-dimensional sheet of MFs when it is interfaced with a three-dimensional Dirac material (3DDM). To set the stages for our finding, let us start by noting that in a one-band situation described by a parabolic band dispersion, the strength

of the gap is characterized by a (scalar) gap parameter. However in 3DDM where the relevant degrees of freedom are described by the Dirac equation [12], new possibilities can arise. We assume a 3DDM which has a single Dirac point in the Γ point of its Brillouin zone [13–15]. For such a 3DDM, the low-energy degrees of freedom are described by 4-component Dirac spinors and hence the most general pairing is $\bar{\psi}\hat{\Delta}_S\psi_c = \psi^\dagger\gamma^0\hat{\Delta}_S\psi_c$ where ψ_c satisfies the same Dirac equation as ψ , but with opposite charge and is covariant under Lorentz transformation. The 4×4 pairing matrix $\hat{\Delta}_S$ can be expanded in terms of a basis composed of $\mathbb{1}$, four γ^μ , γ^5 , four $\gamma^5\gamma^\mu$ and six anti-commutators $\sigma^{\mu\nu} = i[\gamma^\mu, \gamma^\nu]/2$ [16] as $\hat{\Delta}_S = \Delta_0\mathbb{1} + \Delta_\mu\gamma^\mu + \Delta_5\gamma^5 + \Delta_{5\mu}\gamma^5\gamma^\mu + \Delta_{\mu\nu}\sigma^{\mu\nu}$. Then the pairing Δ_0 will be the conventional scalar pairing, while Δ_5 will be a pseudo-scalar pairing under the Lorentz transformation. Similarly $\Delta_\mu, \Delta_{5\mu}, \Delta_{\mu\nu}$, will be vector, pseudo-vector and tensor superconducting pairings. We have examined all the above 16 pairing channels and find that the pseudo-scalar superconducting gap Δ_5 works in an opposite direction to the normal Dirac gap $m\gamma^0$. Therefore placing a m dominated region (i.e. a 3DDM) next to a Δ_5 dominated region denoted as $m|\Delta_5$, gives rise to a two-dimensional sheet of Majorana fermions. This mechanism, *does not require p-wave pairing, nor a magnet to break time-reversal*. Instead, it requires a peculiar form of pseudo-scalar superconducting order parameter that breaks the mirror symmetry. We then proceed to show that such a system belongs to the DIII topological class allowing Z -number classification which in turn guarantees the existence of two-dimensional Majorana sea (2DMS) on the region where the strength of m and Δ_5 are equal. We further corroborate our results by showing a perfect Andreev reflection and robust zero-mode resonance peak in differential conductance and fractional supercurrent in $\Delta_5|m|\Delta_5$ Josephson junction.

Model: We consider a Dirac material with a single

Dirac cone,

$$\mathcal{H}(\mathbf{k}) = v_F \gamma_0 (\hbar \boldsymbol{\gamma} \cdot \mathbf{k} + m v_F). \quad (1)$$

We use the representation $\gamma^0 = \tau_3 \otimes \sigma_0$ and $\gamma^j = \tau_1 \otimes i\sigma_j$ for the Clifford algebra where σ_j and τ_j are Pauli matrices acting on spin and band spaces, respectively. Also, σ_0 and τ_0 are the 2×2 unit matrices. The \mathbf{k} is the wave vector of excitations. In four space-time dimensions one can also construct $\gamma^5 = i\gamma^0\gamma^1\gamma^2\gamma^3$ which will be very essential for our discussion in this paper. In Eq.(19), the mass term is of the ordinary $m\gamma^0$ nature and is responsible for the band gap, and v_F is the Fermi velocity. The pairing Hamiltonian for such a system is:

$$H_{BCS} = \frac{1}{2} \int d\mathbf{r} \begin{pmatrix} \psi^\dagger & \psi_c^\dagger \end{pmatrix} H_{\text{DBdG}} \begin{pmatrix} \psi \\ \psi_c \end{pmatrix}, \quad (2)$$

corresponding to which the Dirac-Bogoliubov-deGennes (DBdG) equation in \mathbf{k} -space is,

$$\begin{pmatrix} \mathcal{H}(\mathbf{k}) - \mu & \gamma_0 \hat{\Delta}_S e^{i\phi} \\ \hat{\Delta}_S^\dagger \gamma_0 e^{-i\phi} & \mu + \mathcal{C} \mathcal{H}(\mathbf{k}) \mathcal{C}^{-1} \end{pmatrix} \begin{pmatrix} u \\ v \end{pmatrix} = \varepsilon \begin{pmatrix} u \\ v \end{pmatrix}, \quad (3)$$

where ε is the energy of eigenstate with respect to the chemical potential μ . Here ϕ is the macroscopic phase of superconductor, $u(v)$ is the electron (hole) part of BdG wave function in Nambu space. The anti-unitary operator $\mathcal{C} = \gamma_2 \gamma_0 K$ is the charge-conjugation of Eq.(19), where K is the complex-conjugation: This means that Lorentz transformation for $\bar{\psi}_c = \psi_c^\dagger \gamma^0$ is the inverse of the Lorentz transformation for ψ . Therefore requiring the superconducting pairing to be Lorentz invariant [16, 17], the scalar (conventional) superconducting pairing is given by $\bar{\psi}_c \Delta_s \psi = \psi_c^\dagger \gamma^0 \Delta_s \psi \sim v \gamma^0 \Delta_s u$. Similarly pseudo-scalar pairing is $\bar{\psi}_c \Delta_5 \gamma^5 \psi = \psi_c^\dagger \Delta_5 \gamma^0 \gamma^5 \psi \sim v \Delta_5 \gamma^0 \gamma^5 u$, etc. We have examined all of the above 16 possible superconducting pairing channels. We find that only the Δ_5 parameter gives rise to a gap closing when both m and Δ_5 are present. To see this in Δ_5 channel, let us for clarity of notation set \hbar and v_F to 1 which gives the eigenvalues of Eq. (40) as $\varepsilon = \pm \sqrt{A \pm 2\sqrt{B}}$, where $A = k^2 + m^2 + \mu^2 + \Delta_5^2$ and $B = \Delta_5^2 m^2 + (m^2 + k^2) \mu^2$. When the Dirac mass m dominates the spectral gap ($\Delta_5 \rightarrow 0$) the above eigenvalues reduce to $\varepsilon = \pm \mu \pm \sqrt{k^2 + \Delta_5^2}$. In this case each eigenvalue is doubly (spin) degenerate [18]. Deep in the 3DDS region where Δ_5 dominates the eigenvalues acquire the following structure $\varepsilon = \pm \sqrt{(k \pm \mu)^2 + \Delta_5^2}$ which corresponds to a pairing gap at the Fermi level. In a region where both m and Δ_5 are non-zero the nature of gap can be more clearly seen if we look at $\mu = 0$ where dispersion becomes $\varepsilon = \pm \sqrt{k^2 + (m \pm \Delta_5)^2}$ and the band gap is determined by $\Delta_{\pm} = (m \pm \Delta_5)$ which clearly indicates the competition between the Dirac mass m and the pseudo-scalar superconducting parameter Δ_5 . Fig. 1

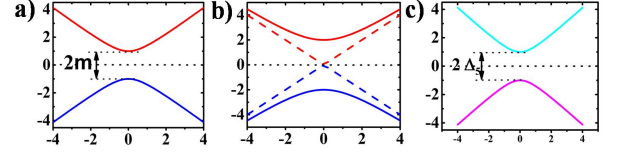


Figure 1. (Color online) (a) Dispersion relation of 3DDM regime. (b) Gap closing and topological phase transition for one band whereas the other one remains trivial. (c) Dispersion relation of 3DDS regime. In these results we set $\mu = 0$. The length scale $l_D = \hbar/mv_F$ is set by the energy gap of the 3DDM.

summarizes the closing and reopening of the spectral gap as one moves from m dominated region to Δ_5 dominated region. The closing of the Dirac gap and re-opening of it in the form of a pseudo-scalar superconducting gap in this system does not require any magnetic field. This implies that when a Δ_5 3DDS is brought next to a normal 3DDM with gap parameter m , such that $\Delta_5 > m$, the induced Δ_5 on the normal 3DDM side decays towards the bulk of 3DDM and crosses m somewhere in the interface where the excitations become gapless.

Let us now prove that when $\Delta_5 = m$ a two dimensional Majorana sea appears. The pseudo-scalar character of Δ_5 pairing can be interpreted as a *singlet* superconductor whose mirror image has an opposite sign. To understand further the properties of such a pairing, let us now explicitly construct the anti-unitary operators corresponding to particle-hole, and time-reversal transformation for Eq. (40): Let η_j be set of Pauli matrices in the Nambu space. Then the particle-hole and time-reversal symmetries in this space can be defined as $PH = i\eta_2 \otimes \gamma^0 \gamma^5 \gamma^2 K$ and $TR = \eta_0 \otimes \gamma^0 \gamma^1 \gamma^3 K$, respectively. Owing to $PH^2 = 1$ and $TR^2 = -1$, the chiral symmetry $SL = PH * TR$ satisfies $SL^2 = 1$ which places the present system in the DIII class of topological superconductors which can be classified with winding number. We explicitly obtain the topological charge [18],

$$\mathcal{Q} = \Theta(|\Delta_5| - |m|) \text{sign}(\Delta_5) \quad (4)$$

which clearly shows that \mathcal{Q} can be 0, ± 1 , and hence a Z number classification [19, 20].

Transport signatures of Majorana sea. To further cor-

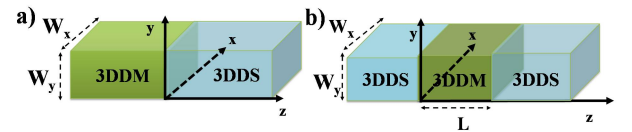


Figure 2. (Color online) (a) Schematic illustration of 3DDM|3DDS junction ($m|\Delta_5$). We assume a 3DDM can be superconductor by proximity effect. (b) The Josephson junction of 3DDS|3DDM|3DDS ($\Delta_5|m|\Delta_5$).

roborate our central result concerning a sea of Majorana fermions in the present system, let us now focus on the transport properties arising from 2DMS which can be directly accessed in experiments. Let us begin by looking into a single $m|\Delta_5$ junction. The lateral coordinates in the plane of junction are (x, y) confined within a lateral dimensions (W_x, W_y) , which means the corresponding components of wave vector in these directions are quantized as $k_{x(y)} = (n_{x(y)} + 1/2)\pi/W_{x(y)}$. Each mode can be identified with a set of quantum number $n = (n_x, n_y)$. In the 3DDM side of the junction ($z < 0$), there are eight components of wave functions, $\Psi_{e(h)\uparrow(\downarrow)}^{M,\pm}$ where the indices $e(h)$ characterize electron (hole)-like quasi-particles, $\uparrow(\downarrow)$ denotes its spin direction with respect to z -axis and \pm indicates the right or left mover character of carriers [18]. The interface between m , ($z < 0$) and Δ_5 ($z > 0$) regions can reflect an incident electron as a hole. In this Andreev reflection process, the missing charge of $2e$ is absorbed by superconductor as Cooper pair [21]. Typically the s-wave assumption of superconductivity imposes that the reflected hole from an \uparrow -spin incident electron must be in a \downarrow -spin state and vice versa. However, due to strong spin-orbit coupling encoded in the Dirac Hamiltonian of a 3DDM, when an electron in a given spin direction hits a 3DDM, the spin of the electron transmitted into 3DDM can be flipped [22]. Therefore in 3DDM|3DDS junction we also take into account the possibility of an anomalous – i.e. spin flipped – Andreev reflection of the reflected hole. The boundary condition for an \uparrow spin electron hitting the interface is given by,

$$\Psi_{e,\uparrow}^{M,+} + \sum_{\nu=\uparrow,\downarrow} r_{N,\alpha} \Psi_{e,\nu}^{M,-} + \sum_{\nu=\uparrow,\downarrow} r_{A,\nu} \Psi_{h,\nu}^{M,-} = \sum_{\kappa=1,2} t_{e,\kappa} \Psi_{e,\kappa}^{S,+} + \sum_{\kappa=1,2} t_{h,\kappa} \Psi_{h,\kappa}^{S,+} \quad (5)$$

The left hand side is related to the wave function in 3DDM side, and the right hand side describes the wave equation in 3DDS side. Here $r_{N,\uparrow}$ and $r_{N,\downarrow}$ are the amplitudes of conventional and spin-flipped normal reflection, respectively. The $r_{A,\downarrow}$ and $r_{A,\uparrow}$ are the amplitudes of conventional and anomalous Andreev reflection, respectively. Similar processes take place for \downarrow spin and hole carriers as well [18]. The probability of these reflections vs. θ , the polar angle of incidence, are depicted in Fig. (3). Because of the conservation of parallel component of wave vector, $k_n = \sqrt{k_x^2 + k_y^2}$ at the scattering process, the angle of propagation for reflected hole (θ') has a critical value $\theta_C = \sin^{-1}((\mu - \varepsilon)^2 - \Delta_D^2)/((\mu + \varepsilon)^2 - \Delta_D^2)$ beyond which the reflected hole can not contribute to transport. For zero modes, $\varepsilon = 0$, the conventional and spin-flipped normal reflections would disappear and we are left with conventional and anomalous Andreev reflection given by,

$$r_{A,\downarrow} = -e^{-i\phi} \cos \theta, \quad r_{A,\uparrow} = e^{i\alpha - i\phi} \sin \theta \quad (6)$$

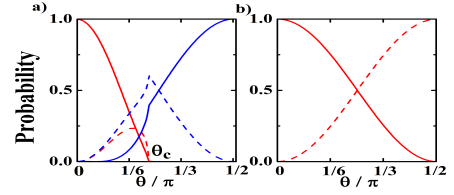


Figure 3. (Color online) Probability of Andreev and normal reflections vs polar angle of incident. The conventional (spin-flipped) normal reflection is shown by solid (dashed) blue line. Also, the conventional (anomalous) Andreev reflection is prevaricated by solid (dashed) red line. (a) For $\varepsilon = \Delta_5$, the Andreev-Klein tunneling occurs in $\theta = 0$. (b) In $\varepsilon = 0$, the perfect Andreev reflection occurs for all angles of incidence. The input values are $\mu = m$, $\Delta_5 = 5m$.

where, $\alpha = \arctan(k_y/k_x)$ is azimuthal angle. From Eq. (6), it is obvious that for a zero-energy incident electron at any angle of propagation we have a perfect Andreev reflection, $|r_{A,\downarrow}|^2 + |r_{A,\uparrow}|^2 = 1$. This is a transport signature of Majorana fermions [5, 23]. This effect is robust against changing the chemical potential and angles of incidence (α, θ). The BTK formula for the differential conductance of the junction [24] will be,

$$\frac{G(\varepsilon)}{G_0} = \sum_n \left[1 + \sum_\nu |r_{A,\nu}(\varepsilon, k_n)|^2 - |r_{N,\nu}(\varepsilon, k_n)|^2 \right] \quad (7)$$

where $G_0 = e^2/h$ is the quantum of conductance. Note that the summation over ν includes spin-flipped contributions as well. When the linear dimensions of the interface are much larger than the superconducting coherence length, $\xi_s = \hbar v_F/\Delta_5$, i.e. $W_x, W_y \gg \xi_s$, the summation over mode indices n in Eq. (7) can be replaced by an integral. The conductance for various values of chemical potential has been plotted in Fig. (4) as a function of energy. Note that the height of the resonance peak at zero energy is pinned at $2G_0$ which indeed arises from the 2DMS.

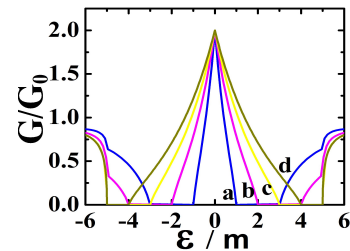


Figure 4. (Color online) Conductance of the $m|\Delta_5$ system. We set $\Delta_5 = 5m$ and $\mu/m = \{2, 3, 4, 5\}$ for $\{a, b, c, d\}$ curves respectively.

Now let us move to the next transport signature of 2DMS, namely the fractional Josephson current. Consider the geometry depicted in part(b) of Fig. (2) and assume that L is the length of junction and $\delta\phi = \phi_R - \phi_L$

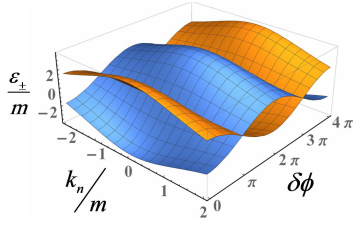


Figure 5. (Color online) The Andreev bound states obtained for Josephson junction of part (b) in Fig.(2). These states show 4π periodicity with respect to $\delta\phi$ which is another direct signature of 2DMS.

is the phase difference between the two Δ_5 superconductors. In the short junction limit, $L \ll \xi_S$, the Andreev bound states (ABS) responsible for carrying the supercurrent between two 3DDS region are given by [18],

$$\epsilon_{\pm,n}(\delta\phi) = \pm \Delta_S \sqrt{\tau_n} \cos(\delta\phi/2). \quad (8)$$

where τ_n is the normal transmission probability of the junction, $\tau_n = (\cosh^2 \kappa_n L + \mu^2 \sinh^2 \kappa_n L / \kappa_n^2)^{-1}$, with $\kappa_n = \sqrt{\Delta_D^2 + k_n^2 - \mu^2}$. Despite that the Hamiltonian in Eq. (40) is invariant under 2π phase shift, $\phi \rightarrow \phi + 2\pi$, the ABS in Eq.(8) clearly has a 4π period. Using Eq. (8), the corresponding Josephson current becomes, $I_{\pm}(\delta\phi) = (e\Delta_S/\hbar) \sum_n \partial \epsilon_{\pm,n}(\delta\phi) / \partial \delta\phi = \pm I_c \sin(\delta\phi/2)$, where $I_c = (e\Delta_S/2\hbar) \sum_n \sqrt{\tau_n}$ is the critical value of the Josephson current. In the absence of perturbations which violate fermion parity conservation, such a form of fractional Josephson current is a signature of 2DMS on the surface of 3DDS [7].

To summarize we have shown that a 2DMS can be obtained from singlet pairing as well, provided the superconducting order is pseudo-scalar, i.e. it changes sign under mirror reflection. In this extent, the present system is a singlet cousin in the family of odd-parity superconductors [25]. Our scenario for Majorana surface states does not require proximity to any magnet, as no triplet pairing is involved here. Perfect Andreev reflection and fractional Josephson current as two hallmarks of the ensuing Majorana sea leave clear transport footprints. The junction between such a superconductor and conventional s and d wave superconductors similar to the odd-parity p -wave superconductors may provide anomalous flux quantization in units of $h/4e$ [25]. Our analysis depends on the existence of the γ^5 matrix which is a unique opportunity in even space-time dimensions. Therefore in 1+1 dimension as well, Majorana bound states are expected from a competition between the Dirac (Peierls) mass m and Δ_5 singlet superconductivity. Moreover, gauge transformation can place the odd-parity on the Dirac mass. Therefore for a peculiar Dirac Hamiltonians where the mass term m_5 carries the minus sign needed in making of the odd-parity, Majorana fermions can arise in $m_5|\Delta_0$ interfaces where Δ_0 is a conventional s -wave su-

perconductors.

Acknowledgment: SAJ was supported by Alexander von Humboldt fellowship for experienced researchers.

-
- [1] B. Bernevig and T. Hughes, *Topological Insulators and Topological Superconductors* (Princeton University Press, 2013).
 - [2] X.-L. Qi and S.-C. Zhang, Rev. Mod. Phys. **83**, 1057 (2011).
 - [3] S. Shen, *Topological Insulators: Dirac Equation in Condensed Matters* (Springer London, Limited, 2013).
 - [4] J. Alicea, Rep. Prog. Phys. **75**, 076501 (2012).
 - [5] C. W. J. Beenakker, Ann. Rev. Cond. Matt. **4**, 113 (2013).
 - [6] L. Fu and C. L. Kane, Phys. Rev. Lett. **100**, 096407 (2008).
 - [7] L. Fu and C. L. Kane, Phys. Rev. B. **79**, 161408 (2009).
 - [8] J. D. Sau, R. M. Lutchyn, S. Tewari, and S. Das Sarma, Phys. Rev. Lett. **104**, 040502 (2010).
 - [9] Y. Oreg, G. Refael, and F. von Oppen, Phys. Rev. Lett. **105**, 177002 (2010).
 - [10] A. Romito, J. Alicea, G. Refael, and F. von Oppen, Phys. Rev. B **85**, 020502 (2012).
 - [11] M. Stone and R. Roy, Phys. Rev. B **69**, 184511 (2004).
 - [12] Y. Fuseya, M. Ogata, and H. Fukuyama, Phys. Rev. Lett. **102**, 066601 (2009).
 - [13] H. Zhang, C.-X. Liu, X.-L. Qi, X. Dai, Z. Fang, and S.-C. Zhang, Nat. Phys. **5**, 438 (2009).
 - [14] A. Narayan, D. Di Sante, S. Picozzi, and S. Sanvito, Phys. Rev. Lett. **113**, 256403 (2014).
 - [15] Z. K. Liu, B. Zhou, Y. Zhang, Z. J. Wang, H. M. Weng, D. Prabhakaran, S.-K. Mo, Z. X. Shen, Z. Fang, X. Dai, Z. Hussain, and Y. L. Chen, Science **343**, 864 (2014).
 - [16] A. Zee, *Quantum Field Theory in a Nutshell: (Second Edition)* (Princeton University Press, 2010).
 - [17] K. Capelle and E. K. U. Gross, Phys. Rev. B. **59**, 7140 (1999).
 - [18] Please see supplementary article.
 - [19] A. P. Schnyder, S. Ryu, A. Furusaki, and A. W. W. Ludwig, Phys. Rev. B. **78**, 195125 (2008).
 - [20] C.-K. Chiu, J. C. Y. Teo, A. P. Schnyder, and S. Ryu, Rev. Mod. Phys. **88**, 035005 (2016).
 - [21] A. Andreev, Sov. Phys. JETP **19**, 1228 (1964).
 - [22] M. Salehi and S. A. Jafari, Ann. Phys. **359**, 64 (2015).
 - [23] I. Knez, R.-R. Du, and G. Sullivan, Phys. Rev. Lett. **109**, 186603 (2012).
 - [24] G. E. Blonder, M. Tinkham, and T. M. Klapwijk, Phys. Rev. B. **25**, 4515 (1982).
 - [25] L. Fu and E. Berg, Phys. Rev. Lett. **105**, 097001 (2010).

Supplementary material

In this supplementary material we expand the details of calculations referenced in the main letter text.

A. Pairing under Δ_5 order parameter

The wave functions satisfying the Dirac equation

$$H_D(\mathbf{k})|\psi\rangle = \epsilon|\psi\rangle \quad (9)$$

is a four component spinor as,

$$H_D(\mathbf{k}) = \begin{pmatrix} m - \mu & 0 & ik_z & i(k_x - ik_y) \\ 0 & m - \mu & i(k_x + ik_y) & -ik_z \\ -ik_z & -i(k_x - ik_y) & -m - \mu & 0 \\ -i(k_x + ik_y) & ik_z & 0 & -m - \mu \end{pmatrix} \begin{pmatrix} \phi_\uparrow \\ \phi_\downarrow \\ \chi_\uparrow \\ \chi_\downarrow \end{pmatrix} = \epsilon \begin{pmatrix} \phi_\uparrow \\ \phi_\downarrow \\ \chi_\uparrow \\ \chi_\downarrow \end{pmatrix} \quad (10)$$

where ϕ and χ correspond to the conduction and valence band, respectively. Also, \uparrow (\downarrow) corresponds to the spin directions of carrier with respect to z -axis. The hole part of DBdG equation is obtained by operating with the charge conjugation on the Hamiltonian and its spinor of Eq.(9). It consists in the complex conjugation operator K and multiplication by some 4×4 matrix the form of which depends on the representation of γ matrices and in our case is [16],

$$\mathcal{C} = \begin{pmatrix} 0 & 0 & 0 & -1 \\ 0 & 0 & 1 & 0 \\ 0 & 1 & 0 & 0 \\ -1 & 0 & 0 & 0 \end{pmatrix} K \quad (11)$$

such that,

$$\mathcal{C}H_D(\mathbf{k})\mathcal{C}^{-1}\mathcal{C}|\psi\rangle = \epsilon\mathcal{C}|\psi\rangle \quad (12)$$

which can be recast into the form,

$$H_D(-\mathbf{k})|\psi_c\rangle = -\epsilon|\psi_c\rangle \quad (13)$$

where the charge conjugated state $|\psi_c\rangle$ is explicitly given by [16],

$$|\psi_c\rangle = \mathcal{C}|\psi\rangle = \begin{pmatrix} -\chi_\downarrow^* \\ \chi_\uparrow^* \\ \phi_\downarrow^* \\ -\phi_\uparrow^* \end{pmatrix} \quad (14)$$

From $|\psi\rangle$ and $|\psi_c\rangle$ we can construct a Nambu spinor $|\Psi\rangle$ that satisfies DBdG equation in the direct product space of Eqs. (12) and (14),

$$H_{DBdG}|\Psi\rangle = \epsilon|\Psi\rangle \quad (15)$$

The explicit representation of the DBdG Hamiltonian matrix in the pseudo-scalar pairing channel becomes,

$$\begin{pmatrix} m - \mu & 0 & ik_z & i(k_x - ik_y) & 0 & 0 & i\Delta_5 & 0 \\ 0 & m - \mu & i(k_x + ik_y) & -ik_z & 0 & 0 & 0 & i\Delta_5 \\ -ik_z & -i(k_x - ik_y) & -m - \mu & 0 & i\Delta_5 & 0 & 0 & 0 \\ -i(k_x + ik_y) & ik_z & 0 & -m - \mu & 0 & i\Delta_5 & 0 & 0 \\ 0 & 0 & -i\Delta_5 & 0 & \mu - m & 0 & ik_z & i(k_x - ik_y) \\ 0 & 0 & 0 & -i\Delta_5 & 0 & \mu - m & i(k_x + ik_y) & -ik_z \\ -i\Delta_5 & 0 & 0 & 0 & -ik_z & -i(k_x - ik_y) & m + \mu & 0 \\ 0 & -i\Delta_5 & 0 & 0 & -i(k_x + ik_y) & ik_z & 0 & m + \mu \end{pmatrix} \begin{pmatrix} \phi_\uparrow \\ \phi_\downarrow \\ \chi_\uparrow \\ \chi_\downarrow \\ -\chi_\downarrow^* \\ \chi_\uparrow^* \\ \phi_\downarrow^* \\ -\phi_\uparrow^* \end{pmatrix} = \epsilon \begin{pmatrix} \phi_\uparrow \\ \phi_\downarrow \\ \chi_\uparrow \\ \chi_\downarrow \\ -\chi_\downarrow^* \\ \chi_\uparrow^* \\ \phi_\downarrow^* \\ -\phi_\uparrow^* \end{pmatrix} \quad (16)$$

To clarify the total spin of the pairing symmetry let extract the pairing part of $\langle \Psi | H_{DBdG} | \Psi \rangle$ which in terms of $\{\phi_i, \chi_i\}$ becomes,

$$\begin{pmatrix} \phi_{\uparrow}^* \\ \phi_{\downarrow}^* \\ \chi_{\uparrow}^* \\ \chi_{\downarrow}^* \\ -\chi_{\downarrow} \\ \chi_{\uparrow} \\ \phi_{\downarrow} \\ -\phi_{\uparrow} \end{pmatrix}^T \begin{pmatrix} 0 & 0 & 0 & 0 & 0 & 0 & i\Delta_5 & 0 \\ 0 & 0 & 0 & 0 & 0 & 0 & 0 & i\Delta_5 \\ 0 & 0 & 0 & 0 & i\Delta_5 & 0 & 0 & 0 \\ 0 & 0 & 0 & 0 & 0 & i\Delta_5 & 0 & 0 \\ 0 & 0 & -i\Delta_5 & 0 & 0 & 0 & 0 & 0 \\ 0 & 0 & 0 & -i\Delta_5 & 0 & 0 & 0 & 0 \\ -i\Delta_5 & 0 & 0 & 0 & 0 & 0 & 0 & 0 \\ 0 & -i\Delta_5 & 0 & 0 & 0 & 0 & 0 & 0 \end{pmatrix} \begin{pmatrix} \phi_{\uparrow} \\ \phi_{\downarrow} \\ \chi_{\uparrow} \\ \chi_{\downarrow} \\ -\chi_{\downarrow}^* \\ \chi_{\uparrow}^* \\ \phi_{\downarrow}^* \\ -\phi_{\uparrow}^* \end{pmatrix} \quad (17)$$

and simplifies to,

$$i\Delta_5 (\phi_{\uparrow}^* \phi_{\downarrow}^* - \phi_{\downarrow}^* \phi_{\uparrow}^* + \phi_{\uparrow} \phi_{\downarrow} - \phi_{\downarrow} \phi_{\uparrow}) + i\Delta_5 (\chi_{\downarrow}^* \chi_{\uparrow}^* - \chi_{\uparrow}^* \chi_{\downarrow}^* + \chi_{\downarrow} \chi_{\uparrow} - \chi_{\uparrow} \chi_{\downarrow}) \quad (18)$$

Which clearly shows the singlet nature of pairing as is expected from singlet character of a pseudo-scalar pairing.

B. Calculation of the winding number

To calculate the topological charge of our Hamiltonian we need to construct the particle-hole (PH), time-reversal (TR), and sublattice (SL) transformations in the Nambu space.

B₁. Symmetry operators

In the main text we introduces the above three operators the explicit form of which is given by,

$$PH = -i\eta_2 \otimes \tau_0 \otimes \sigma_2 K = \begin{pmatrix} 0 & 0 & 0 & 0 & 0 & i & 0 & 0 \\ 0 & 0 & 0 & 0 & -i & 0 & 0 & 0 \\ 0 & 0 & 0 & 0 & 0 & 0 & 0 & i \\ 0 & 0 & 0 & 0 & 0 & 0 & -i & 0 \\ 0 & -i & 0 & 0 & 0 & 0 & 0 & 0 \\ i & 0 & 0 & 0 & 0 & 0 & 0 & 0 \\ 0 & 0 & 0 & -i & 0 & 0 & 0 & 0 \\ 0 & 0 & i & 0 & 0 & 0 & 0 & 0 \end{pmatrix} K, \quad (19)$$

$$TR = i\eta_0 \otimes \tau_3 \otimes \sigma_2 K = \begin{pmatrix} 0 & 1 & 0 & 0 & 0 & 0 & 0 & 0 \\ -1 & 0 & 0 & 0 & 0 & 0 & 0 & 0 \\ 0 & 0 & 0 & -1 & 0 & 0 & 0 & 0 \\ 0 & 0 & 1 & 0 & 0 & 0 & 0 & 0 \\ 0 & 0 & 0 & 0 & 0 & 1 & 0 & 0 \\ 0 & 0 & 0 & 0 & -1 & 0 & 0 & 0 \\ 0 & 0 & 0 & 0 & 0 & 0 & 0 & -1 \\ 0 & 0 & 0 & 0 & 0 & 0 & 1 & 0 \end{pmatrix} K, \quad (20)$$

and

$$SL = \eta_2 \otimes \tau_3 \otimes \sigma_0 = \begin{pmatrix} 0 & 0 & 0 & 0 & -i & 0 & 0 & 0 \\ 0 & 0 & 0 & 0 & 0 & -i & 0 & 0 \\ 0 & 0 & 0 & 0 & 0 & 0 & i & 0 \\ 0 & 0 & 0 & 0 & 0 & 0 & 0 & i \\ i & 0 & 0 & 0 & 0 & 0 & 0 & 0 \\ 0 & i & 0 & 0 & 0 & 0 & 0 & 0 \\ 0 & 0 & -i & 0 & 0 & 0 & 0 & 0 \\ 0 & 0 & 0 & -i & 0 & 0 & 0 & 0 \end{pmatrix}, \quad (21)$$

where η_ν , τ_ν and σ_ν with $\nu = \{0, \dots, 3\}$ are Pauli matrices which act on Nambu, band and spin spaces, respectively. Also, $\nu = 0$ corresponds to 2 by 2 unit matrix.

B₂. Chiral DBdG equation

A Hamiltonian with chiral symmetry can be rotated to block off-diagonal form. The unitary operator constructed from bases of chiral matrix can convert the original DBdG to block off-diagonal matrix (Chiral DBdG). The eigenvalues and eigenvectors of Eq. (21) are,

$$\begin{pmatrix} \lambda_1 = -1 & u_1 = \{0, 0, 0, -i, 0, 0, 0, 1\} \\ \lambda_2 = -1 & u_2 = \{0, 0, -i, 0, 0, 0, 1, 0\} \\ \lambda_3 = -1 & u_3 = \{0, i, 0, 0, 0, 0, 1, 0\} \\ \lambda_4 = -1 & u_4 = \{i, 0, 0, 0, 0, 1, 0, 0\} \\ \lambda_5 = 1 & u_5 = \{0, 0, 0, i, 0, 0, 0, 1\} \\ \lambda_6 = 1 & u_6 = \{0, 0, i, 0, 0, 0, 1, 0\} \\ \lambda_7 = 1 & u_7 = \{0, -i, 0, 0, 0, 1, 0, 0\} \\ \lambda_8 = 1 & u_8 = \{-i, 0, 0, 0, 1, 0, 0, 0\} \end{pmatrix}, \quad (22)$$

which gives the unitary matrix U_c as,

$$U_c = \begin{pmatrix} 0 & 0 & 0 & \frac{i}{\sqrt{2}} & 0 & 0 & 0 & -\frac{i}{\sqrt{2}} \\ 0 & 0 & \frac{i}{\sqrt{2}} & 0 & 0 & 0 & -\frac{i}{\sqrt{2}} & 0 \\ 0 & -\frac{i}{\sqrt{2}} & 0 & 0 & 0 & \frac{i}{\sqrt{2}} & 0 & 0 \\ -\frac{i}{\sqrt{2}} & 0 & 0 & 0 & \frac{i}{\sqrt{2}} & 0 & 0 & 0 \\ 0 & 0 & 0 & \frac{1}{\sqrt{2}} & 0 & 0 & 0 & \frac{1}{\sqrt{2}} \\ 0 & 0 & \frac{1}{\sqrt{2}} & 0 & 0 & 0 & \frac{1}{\sqrt{2}} & 0 \\ 0 & \frac{1}{\sqrt{2}} & 0 & 0 & 0 & \frac{1}{\sqrt{2}} & 0 & 0 \\ \frac{1}{\sqrt{2}} & 0 & 0 & 0 & \frac{1}{\sqrt{2}} & 0 & 0 & 0 \end{pmatrix}. \quad (23)$$

This transformation brings the DBdG Hamiltonian, Eq. (16) to the canonical form,

$$U_c^{-1} H_{BD} U_c = \begin{pmatrix} 0 & 0 & 0 & 0 & m + \mu & 0 & ik_z - \Delta_5 & k_y - ik_x \\ 0 & 0 & 0 & 0 & 0 & m + \mu & -ik_x - k_y & -ik_z - \Delta_5 \\ 0 & 0 & 0 & 0 & \Delta_5 - ik_z & ik_x - k_y & \mu - m & 0 \\ 0 & 0 & 0 & 0 & ik_x + k_y & ik_z + \Delta_5 & 0 & \mu - m \\ m + \mu & 0 & ik_z + \Delta_5 & k_y - ik_x & 0 & 0 & 0 & 0 \\ 0 & m + \mu & -ik_x - k_y & \Delta_5 - ik_z & 0 & 0 & 0 & 0 \\ -ik_z - \Delta_5 & ik_x - k_y & \mu - m & 0 & 0 & 0 & 0 & 0 \\ ik_x + k_y & ik_z - \Delta_5 & 0 & \mu - m & 0 & 0 & 0 & 0 \end{pmatrix} \quad (24)$$

B₃. Projector Matrix

In the presence of translational invariance, the ground states of 3D Dirac superconductor can be constructed as a Fermi sea that gets then gapped out by superconducting pairing which separates the filled and empty states in 3D Brillouin zone (BZ). This enables to define a projector operator as,

$$P(k) = \sum_{a \in \text{filled}} |u_a(k)\rangle \langle u_a(k)|. \quad (25)$$

To construct the projector operator, at first step, we must calculate the wave functions of Eq. (24) for energy eigenvalues of the filled states which are given by,

$$\epsilon_{1,2} = -\sqrt{k_x^2 + k_y^2 + k_z^2 + (m - \Delta_5)^2}, \quad \epsilon_{3,4} = -\sqrt{k_x^2 + k_y^2 + k_z^2 + (m + \Delta_5)^2} \quad (26)$$

The wave functions corresponding to the eigenvalues in Eq. (26) are,

$$\begin{aligned} u_1(k) &= \left(-\frac{1}{2}, 0, \frac{1}{2}, 0, \frac{1}{2}(\delta_m - ik_m \cos(\theta)), \frac{1}{2}ie^{-i\alpha}k_m \sin(\theta), \frac{1}{2}(\delta_m - ik_m \cos(\theta)), \frac{1}{2}ie^{-i\alpha}k_m \sin(\theta)\right)^T \\ u_2(k) &= \left(0, -\frac{1}{2}, 0, \frac{1}{2}, \frac{1}{2}ie^{i\alpha}k_m \sin(\theta), \frac{1}{2}(\delta_m + ik_m \cos(\theta)), \frac{1}{2}ie^{i\alpha}k_m \sin(\theta), \frac{1}{2}(\delta_m + ik_m \cos(\theta))\right)^T \\ u_3(k) &= \left(\frac{1}{2}, 0, \frac{1}{2}, 0, -\frac{1}{2}\delta_p + ik_p \cos(\theta), \frac{1}{2}ie^{-i\alpha}k_p \sin(\theta), \frac{1}{2}(\delta_p + ik_p \cos(\theta)), \frac{1}{2}(-i)e^{-i\alpha}k_p \sin(\theta)\right)^T \\ u_4(k) &= \left(0, \frac{1}{2}, 0, \frac{1}{2}, \frac{1}{2}ie^{i\alpha}k_p \sin(\theta), -\frac{1}{2}(\delta_p - ik_p \cos(\theta)), \frac{1}{2}(-i)e^{i\alpha}k_p \sin(\theta), \frac{1}{2}(\delta_p - ik_p \cos(\theta))\right)^T \end{aligned} \quad (27)$$

where we have used the notations,

$$\begin{aligned} k &= \sqrt{k_x^2 + k_y^2 + k_z^2} \\ \xi_m &= \sqrt{k^2 + (m - \Delta_5)^2} \\ \xi_p &= \sqrt{k^2 + (m + \Delta_5)^2} \\ \delta_m &= (m - \Delta_5)/\xi_m \\ \delta_p &= (m + \Delta_5)/\xi_p \\ k_p &= k/\xi_p \\ k_m &= k/\xi_m \end{aligned} \quad (28)$$

The polar and azimuthal angles in the k -space are denoted by (θ, α) . The projector operator can be calculated by plugging the wave functions of Eq. (27) into Eq. (25) which gives,

$$P(k) = \frac{1}{2} \begin{pmatrix} \mathbf{1} & q \\ q^\dagger & \mathbf{1} \end{pmatrix} \quad (29)$$

where $\mathbf{1}$ and q -matrix are 4 by 4 matrices. Then the Q -matrix is obtained as:

$$Q(k) = 2P(k) - \mathbf{1} = \begin{pmatrix} 0 & q \\ q^\dagger & 0 \end{pmatrix} \quad (30)$$

Here $\mathbf{1}$ is a unit matrix with 8 by 8 dimension. The q -matrix which is the off diagonal block of projector is essential for calculation of the topological index, and is given by,

$$q(k) = \begin{pmatrix} -\frac{1}{2}(\delta_m + \delta_p + i(k_m - k_p) \cos \theta) & \frac{1}{2}ie^{i\alpha}(k_m - k_p) \sin \theta & \frac{1}{2}(-\delta_m + \delta_p - i(k_m + k_p) \cos \theta) & \frac{1}{2}ie^{i\alpha}(k_m + k_p) \sin \theta \\ \frac{1}{2}(k_m - k_p)ie^{-i\alpha} \sin \theta & \frac{1}{2}(-\delta_m - \delta_p + i(k_m - k_p) \cos \theta) & \frac{1}{2}(k_m + k_p)ie^{-i\alpha} \sin \theta & \frac{1}{2}(-\delta_m + \delta_p + i(k_m + k_p) \cos \theta) \\ \frac{1}{2}(\delta_m - \delta_p + i(k_m + k_p) \cos \theta) & -\frac{1}{2}ie^{i\alpha}(k_m + k_p) \sin \theta & \frac{1}{2}(\delta_m + \delta_p + i(k_m - k_p) \cos \theta) & -\frac{1}{2}ie^{i\alpha}(k_m - k_p) \sin \theta \\ -\frac{1}{2}ie^{-i\alpha}(k_m + k_p) \sin \theta & \frac{1}{2}(\delta_m - \delta_p - i(k_m + k_p) \cos \theta) & -\frac{1}{2}ie^{-i\alpha}(k_m - k_p) \sin \theta & \frac{1}{2}(\delta_m + \delta_p - i(k_m - k_p) \cos \theta) \end{pmatrix} \quad (31)$$

B₄. Topological invariant

We are now set to calculate the topological invariant from $q(k)$ matrix that is given by the integral

$$\mathcal{Q}[q] = \int \frac{d^3k}{24\pi^2} \epsilon^{\mu\nu\rho} \text{tr} [(q^{-1}\partial_\mu q) (q^{-1}\partial_\nu q) (q^{-1}\partial_\rho q)], \quad (32)$$

Here the $\epsilon^{\mu\nu\rho}$ is the Levi-Civita tensor and μ, ν, ρ run over 3 directions $\{k_x, k_y, k_z\}$. By plugging Eq. (31) into Eq. (32) we find,

$$\mathcal{Q} = \frac{1}{2} \left(\frac{m + \Delta_5}{|m + \Delta_5|} - \frac{m - \Delta_5}{|m - \Delta_5|} \right). \quad (33)$$

For 3D Dirac materials (non superconducting) case where $(\Delta_5 = 0, m \neq 0)$, the winding number will be $\mathcal{Q} = 0$ while for 3D Dirac superconductor $(\Delta_5 \neq 0, m = 0)$ the Winding number will be $\mathcal{Q} = \text{sign}(\Delta_5)$. The above topological index therefore shows a clear change by moving from Δ_5 dominated gapped state to m dominated gapped state in a $m|\Delta_5$ region.

C. Transport

In this section we obtain the transport coefficients in normal and Andreev channels.

C_1 . Wave functions of 3DDM region

In 3DDM region, the superconducting gap is zero $\Delta_5 = 0$, which reduces the Dirac-Bogoliubov-deGennes to,

$$\begin{pmatrix} \mathcal{H}(\mathbf{k}) - \mu & 0 \\ 0 & \mu + \mathcal{C}\mathcal{H}(\mathbf{k})\mathcal{C}^{-1} \end{pmatrix} \begin{pmatrix} u \\ v \end{pmatrix} = \epsilon \begin{pmatrix} u \\ v \end{pmatrix} \quad (34)$$

The electron part of Eq. (34) is completely decoupled from the hole one. Each part has four components which can be defined as right or left mover with respect to z -axis. Also, each states has two spin orientations, $\{\uparrow, \downarrow\}$. For electron part with wave vector $k = |\mathbf{k}| = \sqrt{(\epsilon + \mu)^2 - m^2}$, we can define the longitudinal and transverse components of wave vector as:

$$\begin{cases} k_z = |\mathbf{k}| \cos \theta \\ k_n = \sqrt{k_x^2 + k_y^2} = |\mathbf{k}| \sin \theta \end{cases} \quad (35)$$

As mentioned in the main text, the transverse components of wave vector are quantized due to the finite width of junction and are labeled by $n = (n_x, n_y)$. So the wave functions can be written as,

$$\begin{aligned} \Psi_{e,\uparrow}^{M,\pm} &= (1, 0, \mp i\eta_e \cos \theta, -i\eta_e e^{i\alpha} \sin \theta, \mathbf{0}^4)^T e^{\pm i k_z z + i \vec{k}_n \cdot \vec{r}_{||}}, \\ \Psi_{e,\downarrow}^{M,\pm} &= (0, 1, -i\eta_e e^{-i\alpha} \sin \theta, \pm i\eta_e \cos \theta, \mathbf{0}^4)^T e^{\pm i k_z z + i \vec{k}_n \cdot \vec{r}_{||}}, \end{aligned} \quad (36)$$

where $\mathbf{0}^4$, is the 1×4 vector with zero entities, and $\eta_e = \sqrt{(\epsilon + \mu - m)/(\epsilon + \mu + m)}$. In order to conserve the current, the wave functions of Eq. (36) need the normalization factor, $1/\sqrt{2\eta_e \cos \theta}$. For the wave functions of hole part we obtain,

$$\begin{aligned} \Psi_{h,\uparrow}^{M,\pm} &= (\mathbf{0}^4, i\eta_h e^{-i\alpha} \sin \theta', \mp i\eta_h \cos \theta', 0, 1)^T e^{\pm i k'_z z + i \vec{k}_n \cdot \vec{r}_{||}}, \\ \Psi_{h,\downarrow}^{M,\pm} &= (\mathbf{0}^4, \pm i\eta_h \cos \theta', i\eta_h e^{i\alpha} \sin \theta', 1, 0)^T e^{\pm i k'_z z + i \vec{k}_n \cdot \vec{r}_{||}}, \end{aligned} \quad (37)$$

where $\eta_h = \sqrt{(\epsilon - \mu - m)/(\epsilon - \mu + m)}$ and $k' = |\mathbf{k}'| = \sqrt{(\epsilon - \mu)^2 - m^2}$. The polar angle of propagation for hole-like quasi-particle is $\cos \theta' = k_n/k'$. Owing to translation invariance in the transverse directions, $k_{||}$ is conserved at the scattering processes. The k'_z can be written as,

$$k'_z = \sqrt{(\epsilon - \mu)^2 - m^2} - k_n^2. \quad (38)$$

This equation implies that for incident angle (θ) beyond critical value of,

$$\theta_c = \arcsin \left(\sqrt{\frac{(\epsilon - \mu)^2 - m^2}{(\epsilon + \mu)^2 - m^2}} \right), \quad (39)$$

the perpendicular component of the wave vector for hole-like wave functions will be imaginary. This means hole-like states beyond these propagation angles can not contribute to transport. The normalization factor for wave functions of Eq. (37) is $1/\sqrt{2\eta_h \cos \theta'}$.

C₂. Wave functions of 3DDS region

In superconducting region the pairing matrix $\hat{\Delta}_S = \Delta_5 \gamma^5$ and we have $\mu_S \gg m$. In this regime the DBdG Hamiltonian will be:

$$\begin{pmatrix} \mathcal{H}(\mathbf{k}) - \mu_S & \hat{\Delta}_S \gamma_0 e^{i\phi} \\ \gamma_0 \hat{\Delta}_S^\dagger e^{-i\phi} & \mu_S + \mathcal{CH}(\mathbf{k})\mathcal{C}^{-1} \end{pmatrix} \begin{pmatrix} u \\ v \end{pmatrix} = \epsilon \begin{pmatrix} u \\ v \end{pmatrix}. \quad (40)$$

The eigenvalues of Eq.(40) are,

$$\epsilon = \pm \sqrt{(|\mathbf{k}| \pm \mu_S)^2 + \Delta_5^2}. \quad (41)$$

Each eigenvalues are doubly degenerate because of spin. The wave vectors of electron-like and hole-like quasi-particles corresponding to the eigenvalues of Eq.(41) are,

$$\begin{cases} |\mathbf{k}_e^S| = \left(\mu_S + \sqrt{\epsilon^2 - \Delta_5^2} \right) / \hbar v_F \\ |\mathbf{k}_h^S| = \left(\mu_S - \sqrt{\epsilon^2 - \Delta_5^2} \right) / \hbar v_F \end{cases} \quad (42)$$

with corresponding wave functions:

$$\begin{aligned} \Psi_{e,\kappa=1}^{S,\pm} &= \left(1, 0, \mp i \cos \theta_S, -ie^{i\alpha} \sin \theta_S, \mp e^{-i\phi-i\beta} \cos \theta_S, -e^{-i\phi+i\alpha-i\beta} \sin \theta_S, -ie^{-i\phi-i\beta}, 0 \right)^T e^{\pm i k_z^S z} \\ \Psi_{e,\kappa=2}^{S,\pm} &= \left(0, 1, -ie^{-i\alpha} \sin \theta_S, \pm i \cos \theta_S, -e^{-i\phi-i\alpha-i\beta} \sin \theta_S, \pm e^{-i\phi-i\beta} \cos \theta_S, 0, -ie^{-i\phi-i\beta} \right)^T e^{\pm i k_z^S z} \\ \Psi_{h,\kappa=1}^{S,\pm} &= \left(\mp i \cos \theta_S, ie^{i\alpha} \sin \theta_S, 1, 0, -ie^{i\beta-i\phi}, 0, \mp e^{-i\phi+i\beta} \cos \theta_S, e^{i\alpha+i\beta-i\phi} \sin \theta_S \right)^T e^{\pm i k_z^S z} \\ \Psi_{h,\kappa=2}^{S,\pm} &= \left(ie^{-i\alpha} \sin \theta_S, \pm i \cos \theta_S, 0, 1, 0, -ie^{-i\phi+i\beta}, e^{-i\alpha-i\phi+i\beta} \sin \theta_S, \pm e^{-i\alpha+i\beta-i\phi} \sin \theta_S \right)^T e^{\pm i k_z^S z} \end{aligned} \quad (43)$$

Note that all wave functions in Eq. (43) must be multiplied by a the Bloch phase of parallel component of wave vector, $\exp(i\mathbf{k}_n \cdot \mathbf{r}_{||})$ and the normalization factor $1/2\sqrt{\cos \theta_S}$.

C₃. Boundary condition

Using wave functions of Eqs. (36), (37 and (43), one can solve the boundary conditions of Eq. (4) in the main text to complete the construction of scattering states. The reflection amplitudes for an \uparrow -spin incident electron are derived as,

$$\begin{aligned} r_{N,\uparrow} &= \frac{(\omega_e^c - \omega_e^s - 1)(\chi_h^+ \cos 2\beta + 2i\omega_h^c \sin 2\beta) - (\chi_h^- (\omega_e^c - \omega_e^s + 1) + 4\omega_e^s \omega_h^s)}{(\chi_e^+ \chi_h^+ + 4\omega_e^c \omega_h^c) \cos 2\beta + 2i(\chi_h^+ \omega_e^c + \chi_e^+ \omega_h^c) \sin 2\beta - (\chi_e^- \chi_h^- - 4\omega_e^s \omega_h^s)}, \\ r_{N,\downarrow} &= \frac{2e^{i\alpha} \omega_e^c \{ (\omega_e^s (\chi_h^- - \chi_h^+ \cos 2\beta) - 2i\omega_e^s \omega_h^s \sin 2\beta - 2\omega_h^s) \}}{(\chi_e^+ \chi_h^+ + 4\omega_e^c \omega_h^c) \cos 2\beta + 2i(\chi_h^+ \omega_e^c + \chi_e^+ \omega_h^c) \sin 2\beta - (\chi_e^- \chi_h^- - 4\omega_e^s \omega_h^s)}, \\ r_{A,\uparrow} &= \frac{2ie^{i\alpha-i\phi} \sqrt{\omega_e^c \omega_h^c} (2(\omega_e^s + \omega_h^s) \cos \beta + 2i(\omega_e^s \omega_h^c + \omega_e^c \omega_h^s) \sin \beta)}{(\chi_e^+ \chi_h^+ + 4\omega_e^c \omega_h^c) \cos 2\beta + 2i(\chi_h^+ \omega_e^c + \chi_e^+ \omega_h^c) \sin 2\beta - (\chi_e^- \chi_h^- - 4\omega_e^s \omega_h^s)}, \\ r_{A,\downarrow} &= \frac{-4ie^{-i\phi} \sqrt{\omega_e^c \omega_h^c} ((\omega_e^c + \omega_h^c) \cos \beta - i(1 + \omega_e^c \omega_h^c - \omega_e^s \omega_h^s) \sin \beta)}{(\chi_e^+ \chi_h^+ + 4\omega_e^c \omega_h^c) \cos 2\beta + 2i(\chi_h^+ \omega_e^c + \chi_e^+ \omega_h^c) \sin 2\beta - (\chi_e^- \chi_h^- - 4\omega_e^s \omega_h^s)}, \end{aligned} \quad (44)$$

where the notation is:

$$\begin{cases} \omega_{e(h)}^s = \eta_{e(h)} \sin \theta(\theta') \\ \omega_{e(h)}^c = \eta_{e(h)} \cos \theta(\theta') \\ \chi_{e(h)}^\pm = \eta_{e(h)} \pm 1 \end{cases} \quad (45)$$

In zero mode regime, $\epsilon \rightarrow 0$, these reflection amplitudes reduces to Eq. (6) of the main text.

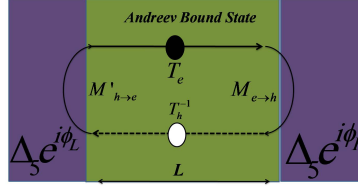


Figure 6. The $\Delta_5|m|\Delta_5$ Josephson junction. The Andreev bound states can be constructed using the combination of transfer matrices $\{T_e, M_{e \rightarrow h}, T_h^{-1}, M_{h \rightarrow e}\}$,

D. Josephson Current

In order to obtain the supercurrent for $\Delta_5|m|\Delta_5$ Josephson junction we use transfer matrix method to calculate the energy dependence of the Andreev bound states (ABS)[1]. In the short junction limit, $L \ll \xi_S$, when an \uparrow -spin electron hits the right interface of $\Delta_5|m|\Delta_5$ junction at $z = L$, the reflection amplitudes of Eq. (44) reduce to:

$$\left\{ \begin{array}{l} r_{N,\uparrow\uparrow}^{(1)} = \frac{\cos(\beta)(\eta^2 \cos(2\theta) - 1)}{(\eta^2 + 1) \cos(\beta) + 2i\eta \sin(\beta) \cos(\theta)} \\ r_{N,\uparrow\downarrow}^{(1)} = -\frac{2e^{i\alpha} \eta^2 \cos(\beta) \sin(\theta) \cos(\theta)}{(\eta^2 + 1) \cos(\beta) + 2i\eta \sin(\beta) \cos(\theta)} \\ r_{A,\uparrow\uparrow}^{(1)} = \frac{2i\eta e^{i(\alpha-\phi)} \sin(\theta) \cos(\theta)}{(\eta^2 + 1) \cos(\beta) + 2i\eta \sin(\beta) \cos(\theta)} \\ r_{A,\uparrow\downarrow}^{(1)} = -\frac{2i\eta e^{-i\phi} \cos^2(\theta)}{(\eta^2 + 1) \cos(\beta) + 2i\eta \sin(\beta) \cos(\theta)} \end{array} \right. \quad (46)$$

Here, $\eta = \sqrt{(\mu - m)/(\mu + m)}$. We use superscript (2) when an \downarrow -spin electron hits the interface. Similarly, (3) and (4) are using for \uparrow -spin and \downarrow -spin hole, respectively. The first index in the double spin indices indicates the spin configuration of incoming particle and the second one denotes the outgoing one. The primary matrices M_1 and M_2 can be constructed by these 16 amplitudes as [1]:

$$M_1 = \begin{pmatrix} 0 & 0 & -r_{A,\uparrow\uparrow}^{(3)} & -r_{A,\downarrow\uparrow}^{(4)} \\ 0 & 0 & -r_{A,\uparrow\downarrow}^{(3)} & -r_{N,\downarrow\downarrow}^{(4)} \\ 1 & 0 & -r_{N,\uparrow\uparrow}^{(3)} & -r_{N,\downarrow\uparrow}^{(4)} \\ 0 & 1 & -r_{N,\uparrow\downarrow}^{(3)} & -r_{N,\downarrow\downarrow}^{(4)} \end{pmatrix}, \quad (47)$$

$$M_2 = \begin{pmatrix} r_{N,\uparrow\uparrow}^{(1)} & r_{N,\downarrow\uparrow}^{(2)} & -1 & 0 \\ r_{N,\uparrow\downarrow}^{(1)} & r_{N,\downarrow\downarrow}^{(2)} & 0 & -1 \\ r_{A,\uparrow\uparrow}^{(1)} & r_{A,\downarrow\uparrow}^{(2)} & 0 & 0 \\ r_{A,\uparrow\downarrow}^{(1)} & r_{A,\downarrow\downarrow}^{(2)} & 0 & 0 \end{pmatrix}. \quad (48)$$

Using these two matrices, the transfer matrix at the right interface which convert electron to hole wave functions can be calculated as:

$$M_{e \rightarrow h} = M_1^{-1} M_2 = \begin{pmatrix} M_{11} & M_{12} & M_{13} & M_{14} \\ M_{21} & M_{22} & M_{23} & M_{24} \\ M_{31} & M_{32} & M_{33} & M_{34} \\ M_{41} & M_{42} & M_{43} & M_{44} \end{pmatrix} \quad (49)$$

With the similar procedure, one can construct the transfer matrix in the left interface which can convert hole to electron wave function, $M'_{h \rightarrow e}$. Also, there are two other transfer matrices, $\{T_e, T_h\}$, which can be used for transferring electron or hole wave function from left interface to the right one. The energy of ABSs is then obtained from the

condition,

$$\det[\mathbf{1} - M'_{h \rightarrow e} T_h^{-1} M_{e \rightarrow h} T_e] = 0. \quad (50)$$

After some straightforward algebra we obtain the energy of ABSs as given in Eq. (8) of the main text. The derivation of Josephson current from ABSs is explained in the main text as well.

[1] M. Titov and C. W. J. Beenakker, Phys. Rev. B. **74**, 041401 (2006).