

Some exact solutions of the local induction equation for motion of a vortex in a Bose-Einstein condensate with Gaussian density profile

V. P. Ruban*

Landau Institute for Theoretical Physics RAS, Moscow, Russia

(Dated: March 9, 2022)

The dynamics of a vortex filament in a trapped Bose-Einstein condensate is considered when the equilibrium density of the condensate, in rotating with angular velocity $\mathbf{\Omega}$ coordinate system, is Gaussian with a quadratic form $\mathbf{r} \cdot \hat{D}\mathbf{r}$. It is shown that equation of motion of the filament in the local induction approximation admits a class of exact solutions in the form of a straight moving vortex, $\mathbf{R}(\beta, t) = \beta\mathbf{M}(t) + \mathbf{N}(t)$, where β is a longitudinal parameter, and t is the time. The vortex is in touch with an ellipsoid, as it follows from the conservation laws $\mathbf{N} \cdot \hat{D}\mathbf{N} = C_1$ and $\mathbf{M} \cdot \hat{D}\mathbf{N} = C_0 = 0$. Equation of motion for the tangent vector $\mathbf{M}(t)$ turns out to be closed, and it has the integrals $\mathbf{M} \cdot \hat{D}\mathbf{M} = C_2$, $(|\mathbf{M}| - \mathbf{M} \cdot \hat{G}\mathbf{\Omega}) = C$, where the matrix $\hat{G} = 2(\hat{I}\text{Tr} \hat{D} - \hat{D})^{-1}$. Intersection of the corresponding level surfaces determines trajectories in the phase space.

PACS numbers: 03.75.Kk, 67.85.De

Introduction. Theoretical description of the dynamics of a quantized vortex filament in a rotating trapped Bose-Einstein condensate is a complicated physical problem (see, e. g., [1–3], and many references therein). Some simplification is possible if the rotation frequency Ω is small in comparison with a characteristic transverse frequency ω_\perp of the trap, and the condensate itself is in the so called Thomas-Fermi regime (i. e., $[\mu - V_{\min}] \gg \hbar\omega_\perp$, where μ is the chemical potential, and V_{\min} is the minimum value of the trap potential). Under such conditions, the unperturbed vortex-free density field inside the condensate, i. e. not too closely to the Thomas-Fermi surface $[\mu - V(\mathbf{r})] = 0$, is given with a good accuracy by expression $\rho_0 \approx \text{const} \cdot [\mu - V(\mathbf{r})]$ (it is implied that the wave function of the condensate follows the Gross-Pitaevskii equation). At that, a typical condensate size \tilde{R} is much larger than a vortex core width ξ , and the density far away from the vortex is practically static (in the absence of potential excitations). Behaviour of the quantized vortex filament with a reasonable accuracy is described by the classical equations of the slow hydrodynamics of an inviscid compressible fluid against a given density background. Two technical difficulties are inherent to this problem already at its initial stage. The first difficulty comes from the necessity to find the unperturbed vortex-free velocity field $\mathbf{v}_0(\mathbf{r})$ of the condensate itself in the trap-co-rotating coordinate system, so one has to solve a system of partial differential linear equations with non-constant coefficients,

$$\mathbf{v}_0 = \nabla\varphi - [\mathbf{\Omega} \times \mathbf{r}], \quad \nabla \cdot (\rho_0 \mathbf{v}_0) = 0, \quad (1)$$

where $\mathbf{\Omega}$ is the angular velocity vector of the trap rotation.

Let in the condensate be a single vortex with one quantum of circulation $\Gamma = 2\pi\hbar/m_{\text{atom}}$. Its dynamics in the

three-dimensional (3D) space is described by an unknown vector function $\mathbf{R}(\beta, t)$, where β is an arbitrary longitudinal parameter, and t is the time. Equation of motion of a thin vortex filament in the classical hydrodynamics follows from a variational principle with the Lagrangian of the form (see details in [4, 5])

$$\mathcal{L} = \Gamma \oint (\mathbf{F}(\mathbf{R}) \cdot [\mathbf{R}_\beta \times \mathbf{R}_t]) d\beta - \mathcal{H}\{\mathbf{R}\}, \quad (2)$$

with vector function $\mathbf{F}(\mathbf{R})$ satisfying the condition

$$\nabla \cdot \mathbf{F}(\mathbf{R}) = \rho_0(\mathbf{R}). \quad (3)$$

The Hamiltonian functional $\mathcal{H}\{\mathbf{R}\}$ is the sum

$$\mathcal{H}\{\mathbf{R}\} = \mathcal{K}_\Gamma\{\mathbf{R}\} + \Gamma \oint (\mathbf{A}(\mathbf{R}) \cdot \mathbf{R}_\beta) d\beta, \quad (4)$$

where $\mathcal{K}_\Gamma\{\mathbf{R}\}$ is the kinetic energy of the vortex itself, and $\mathbf{A}(\mathbf{r})$ is a vector potential of the unperturbed (mass) density of current, i. e., $\rho_0 \mathbf{v}_0 = \text{curl} \mathbf{A}$. The following equality takes place:

$$\mathcal{K}_\Gamma = (\Gamma/2) \int_{S_\Gamma} (\rho_0 \mathbf{v}_\Gamma \cdot d\mathbf{S}), \quad (5)$$

where S_Γ is a surface spanned on the vortex contour, \mathbf{v}_Γ is the self-consistent velocity field created by the (quasi)singular vortex filament (the integration is “cut” at a distance of order ξ from the vortex line). The second mentioned technical difficulty is that the given integral is impossible to be written in a closed form in terms of the function $\mathbf{R}(\beta, t)$, because the spatial non-uniformity of density does not allow an exact analytical calculation of \mathbf{v}_Γ , with a few exceptions. However, in the so called local induction approximation the functional $\mathcal{K}_\Gamma\{\mathbf{R}\}$ can be always expressed with a logarithmic accuracy:

$$\mathcal{K}_\Gamma\{\mathbf{R}\} \approx (\Gamma^2 \Lambda / 4\pi) \int \rho_0(\mathbf{R}) |\mathbf{R}_\beta| d\beta, \quad (6)$$

*Electronic address: ruban@itp.ac.ru

where $\Lambda = \log(\tilde{R}/\xi) \approx \log([\mu - V_{\min}]/\hbar\omega_{\perp}) \approx \text{const} \gg 1$ is the large logarithm. The corresponding variational equation of motion

$$\Gamma[\mathbf{R}_{\beta} \times \mathbf{R}_t]\rho_0(\mathbf{R}) = \delta\mathcal{H}/\delta\mathbf{R}, \quad (7)$$

after its resolution with respect to the temporal derivative, looks as follows [3–5]:

$$\mathbf{R}_t = \frac{\Gamma\Lambda}{4\pi} \left\{ \kappa\mathbf{b} + \left[\frac{\nabla\rho_0(\mathbf{R})}{\rho_0(\mathbf{R})} \times \frac{\mathbf{R}_{\beta}}{|\mathbf{R}_{\beta}|} \right] \right\} + \mathbf{v}_0(\mathbf{R}), \quad (8)$$

where κ is the local curvature of the filament, \mathbf{b} is the unit binormal vector, and $\mathbf{R}_{\beta}/|\mathbf{R}_{\beta}|$ is the unit tangent vector. Solutions of this equation were investigated for harmonic 3D traps (mainly — in linearized form; see, e. g., [6, 7]) or for strictly 2D density profiles [5]. To the best author's knowledge, no essentially non-stationary exact solutions were reported so far. In this work some exact, finite-dimensional integrable reduction of Eq.(8) will be presented for the case of anharmonic trap with a Gaussian profile of the equilibrium condensate density. The Gaussianity is supposed in that region of space where Eq.(8) is applicable, and where the main energetics of the vortex is concentrated, in essence. Deviation from Gaussianity is implied closely to the Thomas-Fermi surface, but in the main approximation it should not be taken into account.

Simplification in the case of Gaussian density.

The choice of the equilibrium density profile in the form $\rho_0(\mathbf{r}) \propto \exp(-\mathbf{r} \cdot \hat{D}\mathbf{r})$, with some constant positively defined symmetric matrix \hat{D} , is dictated, first, by the fact that the logarithm gradient coming to Eq.(8) is in this case $-2\hat{D}\mathbf{r}$, i. e., it is linear on \mathbf{r} . Second, for density profiles depending on combination $\mathbf{r} \cdot \hat{D}\mathbf{r}$ only, equations (1) have a simple explicit solution, and the velocity field \mathbf{v}_0 is linear on \mathbf{r} as well:

$$\mathbf{v}_0 = -[\mathbf{B} \times \hat{D}\mathbf{r}], \quad \mathbf{B} = 2(\hat{I}\text{Tr} \hat{D} - \hat{D})^{-1}\boldsymbol{\Omega}, \quad (9)$$

where \hat{I} is the unit matrix 3×3 . Indeed, having supposed solution in the form $\mathbf{v}_0 = \hat{A}\mathbf{r}$, after substitution it into equations (1) we have the system of algebraic equations for matrix \hat{A} :

$$\epsilon_{ijk}A_{jk} = 2\Omega_i, \quad \text{Tr} \hat{A} = 0, \quad \hat{D}\hat{A} + \hat{A}^T\hat{D} = 0. \quad (10)$$

Writing these equations for each component in the basis where \hat{D} is diagonal, we find

$$A_{ij} = 2\epsilon_{ijk}\Omega_k \frac{d_j}{d_i + d_j}, \quad (11)$$

where $d_i > 0$ are eigenvalues of matrix \hat{D} . Let us note now that

$$2\epsilon_{ijk} \frac{\Omega_k}{d_i + d_j} = \epsilon_{ijk}B_k, \quad B_k = \frac{2\Omega_k}{-d_k + \sum_j d_j}, \quad (12)$$

so expressions (9) follow from here.

Taking into account the formulas above, the local induction equation (appropriately non-dimensionalized) in the Gaussian case looks as follows:

$$\mathbf{R}_t = \kappa\mathbf{b} + \left[\frac{\mathbf{R}_{\beta}}{|\mathbf{R}_{\beta}|} \times \hat{D}\mathbf{R} \right] - [\mathbf{B} \times \hat{D}\mathbf{R}]. \quad (13)$$

Integrable reduction. The interesting observation is that Eq.(13) admits solutions in the form of a straight non-stationary vortex,

$$\mathbf{R}(\beta, t) = \beta\mathbf{M}(t) + \mathbf{N}(t). \quad (14)$$

The vortex line curvature is identically zero in this case, and after substitution (14) into (13) we obtain the system of ordinary differential equations:

$$\dot{\mathbf{N}} = \left[\left(\frac{\mathbf{M}}{|\mathbf{M}|} - \mathbf{B} \right) \times \hat{D}\mathbf{N} \right], \quad (15)$$

$$\dot{\mathbf{M}} = \left[\left(\frac{\mathbf{M}}{|\mathbf{M}|} - \mathbf{B} \right) \times \hat{D}\mathbf{M} \right]. \quad (16)$$

It is easy to see the following integrals of motion:

$$\mathbf{N} \cdot \hat{D}\mathbf{N} = C_1, \quad \mathbf{M} \cdot \hat{D}\mathbf{N} = C_0, \quad \mathbf{M} \cdot \hat{D}\mathbf{M} = C_2. \quad (17)$$

Without loss of generality one can put $C_0 = 0$. Then it becomes clear that at every time moment the straight vortex touches the ellipsoid $\mathbf{r} \cdot \hat{D}\mathbf{r} = C_1$, with \mathbf{N} being the touching point.

Now we note that Eq.(16) for the tangent vector \mathbf{M} possesses a non-canonical Hamiltonian structure, which is similar to the structure of Landau-Lifshits equation, but with participation of matrix \hat{D} :

$$\dot{\mathbf{M}} = \left[\frac{\partial H(\mathbf{M})}{\partial \mathbf{M}} \times \hat{D}\mathbf{M} \right], \quad H = |\mathbf{M}| - \mathbf{B} \cdot \mathbf{M}. \quad (18)$$

Up to this moment, it was not assumed that the angular velocity vector is time-independent in the trap-rotating system: the above equations are correct for non-stationary $\boldsymbol{\Omega}(t)$ as well. But if $\boldsymbol{\Omega} = \text{const}$ (as it will be accepted below), then the ‘‘Hamiltonian’’ $H(\mathbf{M}) = C$ provides one more integral of motion.

The length of vector \mathbf{M} does not have an immediate geometrical meaning, but the direction $\mathbf{m} = \mathbf{M}/|\mathbf{M}|$ is only important. Therefore, for further investigation of properties of the dynamical system, it is convenient to use the combination of conservation laws which contains the unit tangent vector \mathbf{m} only:

$$\gamma(\mathbf{m}) \equiv \frac{1 - \mathbf{B} \cdot \mathbf{m}}{\sqrt{\mathbf{m} \cdot \hat{D}\mathbf{m}}} = \text{const}, \quad \mathbf{m}^2 = 1. \quad (19)$$

It is interesting to note that equation of motion for \mathbf{m} has a somewhat different structure:

$$\dot{\mathbf{m}} = \sqrt{(\mathbf{m} \cdot \hat{D}\mathbf{m})^3} \left[\frac{\partial \gamma(\mathbf{m})}{\partial \mathbf{m}} \times \mathbf{m} \right]. \quad (20)$$

Trajectories of the system are level contours of function $\gamma(\mathbf{m})$ at the unit sphere. Depending on relations between

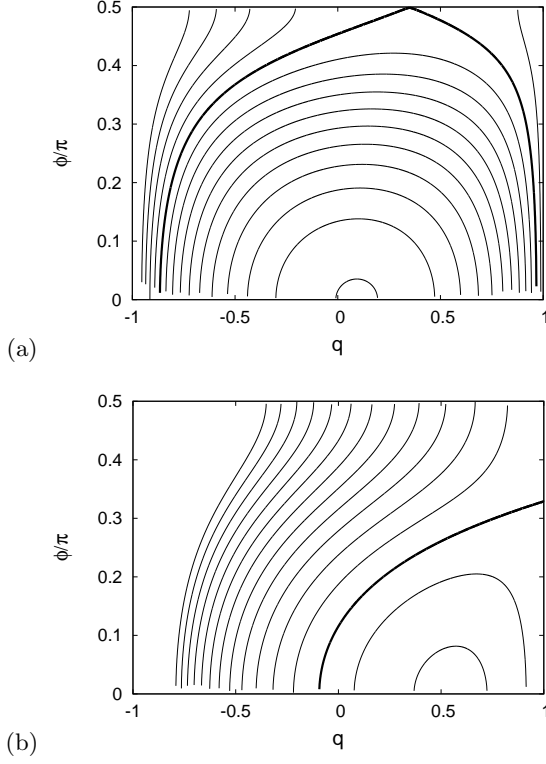


FIG. 1: Formula (23) for $\alpha = 0.3$, $\lambda = 0.6$; a) $\Omega = 0.05$, b) $\Omega = 0.3$. Bold lines indicate separatrices.

the quantities d_i and on the vector parameter \mathbf{B} , phase portraits can be qualitatively different. Let us introduce the parametrization

$$d_1 = 1 + \alpha, \quad d_2 = 1 - \alpha, \quad d_3 = \lambda, \quad (21)$$

$$\mathbf{m} = (\sqrt{1 - q^2} \cos \phi, \sqrt{1 - q^2} \sin \phi, q), \quad (22)$$

(where q is cosine of the polar angle), and consider some examples of how the “controlling parameter” Ω changes the vortex dynamics.

Example 1. Let vector Ω be directed along z axis. Then we have the family of curves mutually distinguished by value of parameter γ :

$$1 - \Omega q = \gamma \sqrt{(1 - q^2)(1 + \alpha \cos 2\phi) + \lambda q^2}. \quad (23)$$

In Fig.1, shown are phase portraits at $\alpha = 0.3$, $\lambda = 0.6$ (rotation around the largest axis of a three-axial ellipsoid) for $\Omega = 0.05$ and for $\Omega = 0.3$ (a quarter of the unit sphere is only shown; the curves should be mentally continued by symmetry in the azimuthal direction). It is seen that at slower rotation, both “poles” are stable singular points of “center” type. At x meridians there two more centers, and at y meridians there are two “saddle” points. Such a structure of integral lines seems natural, because at zero rotation frequency we deal essentially

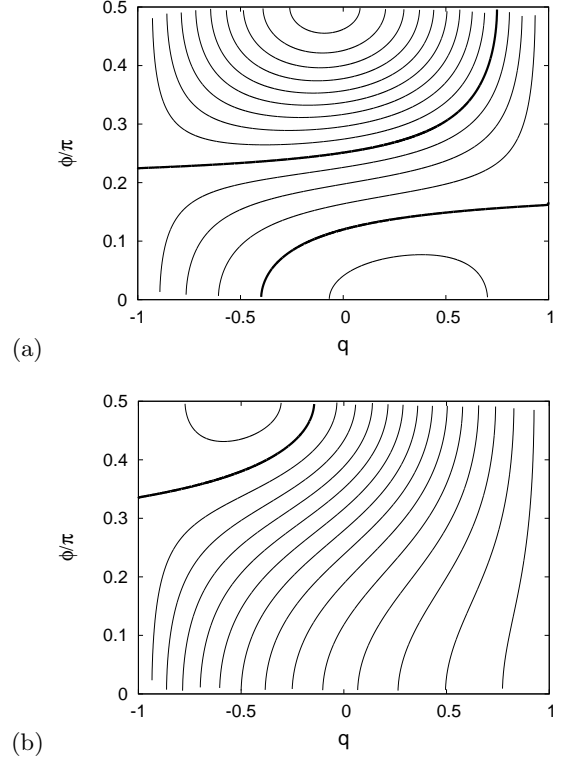


FIG. 2: Formula (23) for $\alpha = 0.3$, $\lambda = 1.1$; a) $\Omega = 0.05$, b) $\Omega = 0.3$.

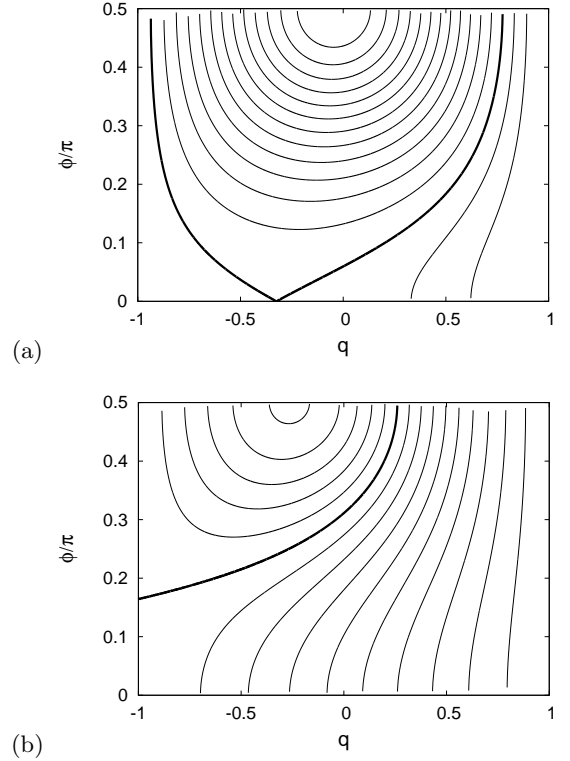


FIG. 3: Formula (23) for $\alpha = 0.3$, $\lambda = 1.5$; a) $\Omega = 0.05$, b) $\Omega = 0.3$.

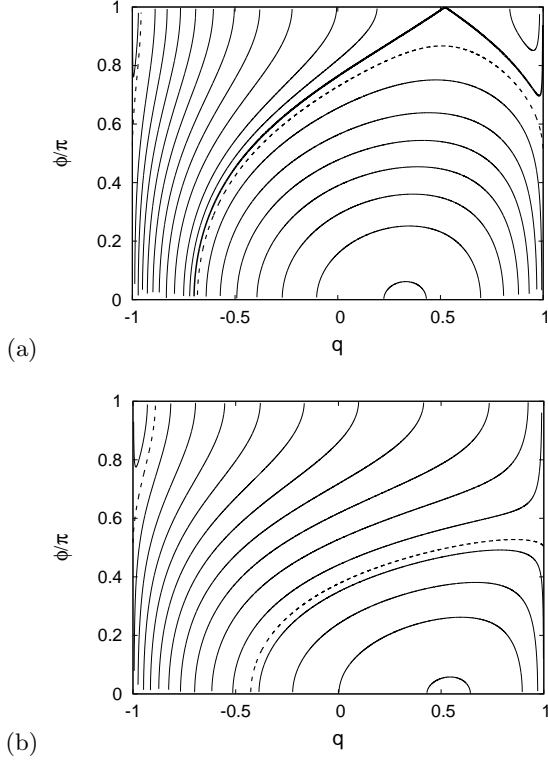


FIG. 4: Formula (24) for $\lambda = 0.5$; a) $B_3 = B_1 = 0.2$; b) $B_3 = B_1 = 0.4$. Dashed lines indicate non-singular trajectories passing through the points $\pm \mathbf{e}_z$.

with the classical equations describing the motion of a rigid body. At faster rotation the “South Pole” remains to be a center, while the two meridional saddle points approach the “North Pole” and transform it by bifurcation into a saddle.

In Fig.2, the parameter $\lambda = 1.1$, i.e. the rotation takes place around the middle axis of an ellipsoid. At small angular velocity both poles are saddle points, two centers are located at x meridians, and two more centers are located at y meridians. With increase of Ω , the centers at x meridians approach the North Pole and transform it to a center.

In Fig.3, the parameter $\lambda = 1.5$, i.e. the rotation occurs around the small axis. In this case, as Ω increases, two saddle points at x meridians approach the originally stable South Pole and transform it to a saddle, while the North Pole remains to be a center, and two more centers continue to exist at y meridians.

It should be said that with even faster rotation, in all the cases there remain two centers only (not shown). But it is necessary to keep in mind that in reality at fast rotation two or more mutually interacting vortices penetrate into the condensate.

Example 2. Let now the anisotropy $\alpha = 0$, but the vector \mathbf{B} is oriented at some angle to the symmetry axis

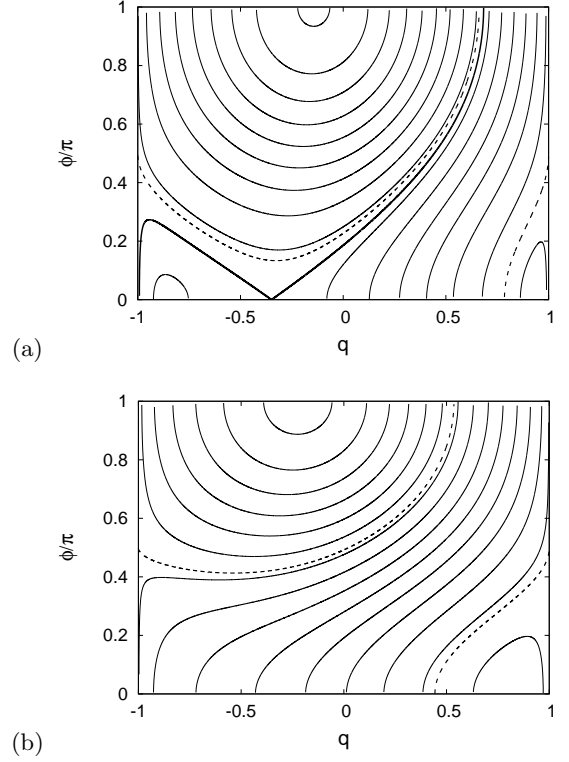


FIG. 5: Formula (24) for $\lambda = 2.0$; a) $B_3 = B_1 = 0.2$; b) $B_3 = B_1 = 0.4$.

of the ellipsoid. Then

$$1 - B_3 q - B_1 \sqrt{1 - q^2} \cos \phi = \gamma \sqrt{1 + (\lambda - 1)q^2}. \quad (24)$$

In Fig.4, shown are phase portraits in the case of a cigar-shaped axisymmetric ellipsoid with $\lambda = 0.5$ for two co-oriented vectors \mathbf{B} , differing by absolute values (only a half of the unit sphere is shown; the curves should be continued by symmetry in the azimuthal direction). At smaller rotation frequency there are two centers at x_- meridian closely to $\pm \mathbf{e}_z$, and one more center at x_+ meridian, while at x_- meridian there is also a saddle. At faster rotation the saddle and center near the North Pole mutually delete each other, so only two centers finally remain on the sphere.

In Fig.5, shown is the case of a disk-shaped axisymmetric ellipsoid with $\lambda = 2.0$. Here at slow rotation there is one center at x_- meridian, two centers near the poles at x_+ meridian, and also a saddle at x_+ meridian. At faster rotation, annihilation of saddle and center near the South Pole occurs.

Conclusions. Thus, in this work it has been theoretically shown that with Gaussian density background, the 3D dynamics of a single vortex filament in rotating, essentially anisotropic Bose-Einstein condensate can occur in the regime of straight off-center vortex, when the trap rotation in combination with spatial non-uniformity

dominate over the line curvature effect. The corresponding integrable system of ordinary differential equations has been analyzed. By changing the rotation speed of the trap, one can to some extent manipulate the behaviour of straight vortex. It is naturally to suggest that even if non-local corrections to equation of vortex motion are

taken into account and/or in close-to-Gaussian cases, a qualitatively similar regime is possible, when curvature of the vortex line is non-small near the condensate surface only. At least, for an almost-spherical non-rotating harmonic trap, approximate solutions in the form of a straight vortex passing the origin, were found in [3].

-
- [1] A. L. Fetter and A. A. Svidzinsky, J. Phys.: Condens. Matter **13**, R135 (2001).
 - [2] A. L. Fetter, Rev. Mod. Phys. **81**, 647 (2009).
 - [3] A. A. Svidzinsky and A. L. Fetter, Phys. Rev. A **62**, 063617 (2000).
 - [4] V. P. Ruban, Phys. Rev. E **64**, 036305 (2001).
 - [5] V. P. Ruban, JETP Letters **103**, 780 (2016).
 - [6] A. Fetter, Phys. Rev. A **69**, 043617 (2004).
 - [7] T.-L. Horng, S.-C. Gou, and T.-C. Lin, Phys. Rev. A **74**, 041603 (2006).