

Dynamo-driven plasmoid formation from a current-sheet instability

F. Ebrahimi¹

¹*Department of Astrophysical Sciences, and Princeton Plasma Physics Laboratory, Princeton University NJ, 08544*
(Dated: January 7, 2022)

Axisymmetric current-carrying plasmoids are formed in the presence of nonaxisymmetric fluctuations during nonlinear three-dimensional resistive MHD simulations in a global toroidal geometry. We utilize the helicity injection technique to form an initial poloidal flux in the presence of a toroidal guide field. As helicity is injected, two types of current sheets are formed from 1) the oppositely directed field lines in the injector region (primary reconnecting current sheet), and 2) the poloidal flux compression near the plasma edge (edge current sheet). We first find that nonaxisymmetric fluctuations arising from the current-sheet instability isolated near the plasma edge have tearing parity but can nevertheless grow fast (on the poloidal Alfvén time scale). These modes saturate by breaking up the current sheet. Second, for the first time a dynamo poloidal flux amplification is observed at the reconnection site (in the region of the oppositely directed magnetic field). This fluctuation-induced flux amplification increases the local Lundquist number, which then triggers a plasmoid instability and breaks the primary current sheet at the reconnection site. The plasmoids formation driven by large-scale flux amplification, i.e. a large-scale dynamo, observed here has strong implications for astrophysical reconnection as well as fast reconnection events in laboratory plasmas.

Burst-like occurrences of solar flares and magnetospheric substorms in nature, as well as sawtooth instabilities in magnetic-confinement laboratory plasmas, are believed to be initiated by magnetic reconnection. Magnetic reconnection is a major interplay for fundamental physical phenomena, such as particle acceleration and heating, magnetic-field generation, and momentum transport. There is broad experimental or observational evidence of magnetic reconnection. (see for example [1]) It is believed that there are two types of trigger mechanism for reconnection, forced or spontaneous magnetic reconnection. In forced magnetic reconnection, [2, 3] oppositely directed field lines are brought together as the result of electromagnetic forces, or reconnection can be forced nonlinearly (so called driven reconnection). Magnetic reconnection could also be spontaneous due to slow-growing global current-driven resistive tearing instabilities forming global islands or Alfvénic growing chains of plasmoids in a current sheet [4–6]. In particular, spontaneous reconnection mediated by plasmoid instability has been shown to cause a fast reconnection rate in the resistive MHD model. [7, 8]

Recently, using global MHD simulations, it has been shown that magnetic reconnection can also be induced via two mechanisms in magnetically confined fusion plasma of NSTX/NSTX-U during transient Coaxial Helicity Injection (CHI), the primary candidate for plasma current start-up. In forced reconnection, the oppositely directed field lines in the injector region are forced to reconnect after the injector voltage is rapidly reduced to zero and a stable Sweet-Parker (S-P) current sheet forms [9, 10]. In the second mechanism of spontaneous reconnection, if helicity and plasma are injected into the device at high Lundquist number, the oppositely directed field lines in the injector region spontaneously reconnect

when the elongated current sheet becomes MHD unstable due to the plasmoid instability.[8] In this letter, by performing both 2-D and 3-D MHD simulations, we examine the effect of non-axisymmetric 3-D perturbations on the formation of reconnecting axisymmetric plasmoids. In particular, we explore whether the large-scale dynamo arising from 3-D fluctuations can induce axisymmetric 2-D plasmoid-mediated reconnection.

In magnetically-dominated plasmas, reconnecting instabilities have also been shown to constitute a large-scale dynamo by converting one type of magnetic flux into another. In the toroidal fusion configurations of Reversed-Field Pinches (RFPs) and spheromaks, the correlation between magnetic and flow fluctuations arising from tearing instabilities induces electromotive forces (emf) along the mean magnetic field. The resulting emf modifies the background mean fields and contributes to current relaxation. Current and momentum relaxation [11, 12] observed during reconnection events in the RFP were shown to be associated with both linearly unstable tearing modes as well as the nonlinearly-driven poloidally symmetric tearing modes.

In this letter, we examine whether axisymmetric plasmoids could be driven/triggered by 3-D perturbations via a fluctuation-induced dynamo. This is inspired by the question of whether large-scale dynamo could have a major contribution in triggering reconnecting plasmoids of solar observations, or could play a role in fast reconnection in fusion plasmas. To capture the key physics, simulations ought to be performed in three dimensions. We therefore employ a realistic three-dimensional toroidal global geometry during the helicity injection, where a *reconnection site* exists near the helicity injection region. We then examine the interaction of non-axisymmetric magnetic fluctuations with the plasmoid instability. We

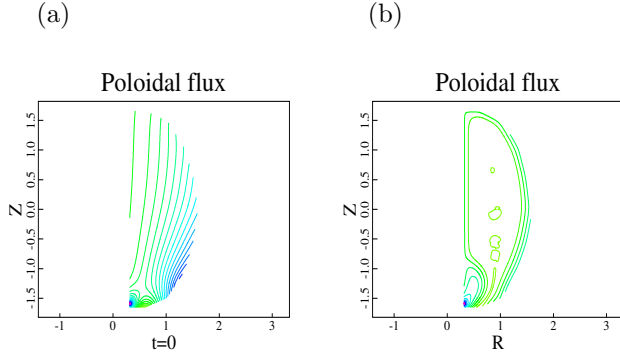


FIG. 1. (a) Initial poloidal flux, (b) subsequently injected poloidal flux fills up the global domain of 3-D simulations. Multiple plasmoids are formed.

find that 1) the edge currents that result from poloidal flux compression near the plasma edge could trigger edge current-sheet instabilities, 2) in 3-D simulations, when nonaxisymmetric fluctuations are included, axisymmetric plasmoids are formed, while for the same case in 2-D, plasmoids were stable. In 3-D, the plasmoid-mediated reconnection occurs due to the flux amplification arising from the fluctuation-induced emf. The flux amplification near the reconnection site increases the local dimensionless Lundquist number $S = LV_A/\eta$, so that the plasmoids instability can be triggered. Here, the Alfvén velocity V_A is based on the reconnecting magnetic field, L is the current sheet length, and η is the magnetic diffusivity.

Simulations start with an initial poloidal field shown in Fig. 1(a). In the presence of a 0.5 T toroidal field, a constant electric field is then applied to the poloidal flux footprints to drive current along the open field lines. Helicity is injected through the linkage of resulting toroidal flux with the poloidal injector flux. Figure 1(b) shows the poloidal flux later in time as it is injected in the global domain. Simulations are performed using the NIMROD code. [13] The discrete form of the equations in NIMROD uses high-order finite elements to represent the poloidal plane (R-Z) and is pseudo-spectral with FFTs for the periodic direction (ϕ). We use a poloidal grid with 45×90 fifth-order finite elements in a global (R,Z) geometry, and toroidal mode of $n = 0$ for 2-D simulations. Perfectly conducting boundary condition is used, except at a narrow slot in the lower position ($Z = -1.65\text{m}$), which has a normal $E \times B$ flow where a constant-in-time electric field is applied at $t = 6\text{ms}$. [8, 14] The temporal resolution is automatically adjusted to keep the flow CFL condition below a specified bound. However, to guarantee the convergence of the growth rates, a time step as small as a nanosecond has been used during the linear phase of the 3-D simulations.

Simulations presented here are resistive MHD simulations for a zero-pressure model (pressure is not evolved in time). Magnetic diffusivity used in these simulations

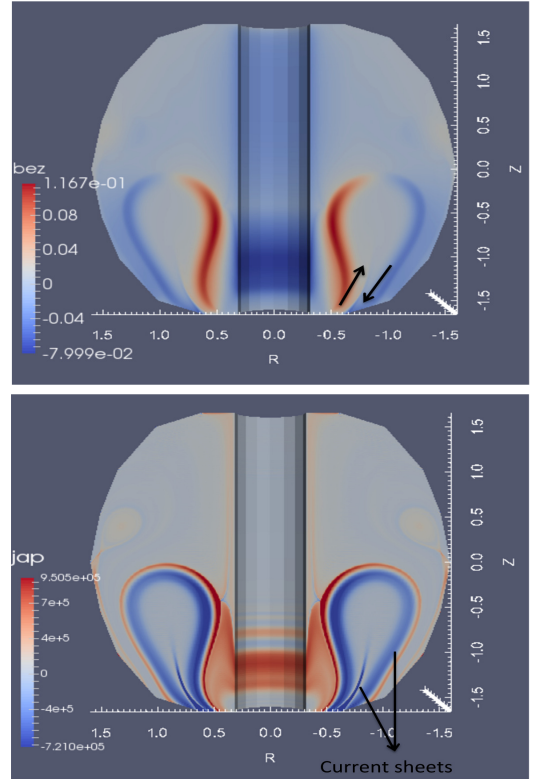


FIG. 2. Two-dimensional global simulations in toroidal geometry at $t = 6.44\text{s}$. Poloidal R-Z cuts of reconnecting magnetic field component B_z , the reconnection site is where the oppositely directed field lines in the injector region are marked (top), toroidal current density (bottom).

is $\eta = 5\text{m}^2/\text{s}$, and the kinematic viscosity is chosen to give a $\text{Pm} = 7.5$ (Prandtl number $= \eta/\nu$). The Lundquist number in these simulations based on the reconnecting magnetic field can reach up to $S = 2 \times 10^5$.

We first perform axisymmetric (with toroidal mode number $n = 0$) time-dependent resistive MHD simulations. The vertical reconnecting magnetic field (B_z) and the associated toroidal current density (J_ϕ) are shown during the early phase of the injection at $t = 6.44\text{ms}$, before the poloidal flux fills up the volume. As shown in Fig. 2(a), the vertical magnetic field changes sign in the injection region (the oppositely directed field lines shown by arrows), this region could thus provide a location for magnetic reconnection. The poloidal cut of toroidal current density in Fig. 2(b) shows the formation of two types of current sheets during the helicity injection: 1) a current-sheet formed in the region of oppositely directed field lines, which is associated with the magnetic reconnection, 2) an edge current sheet, which is formed as the result of poloidal flux expansion into the vacuum field. The edge current is formed (and induced) due to the radial magnetic compression of field lines (and vertical expansion of poloidal flux) near the conducting vacuum vessel. Both types of current sheets were also

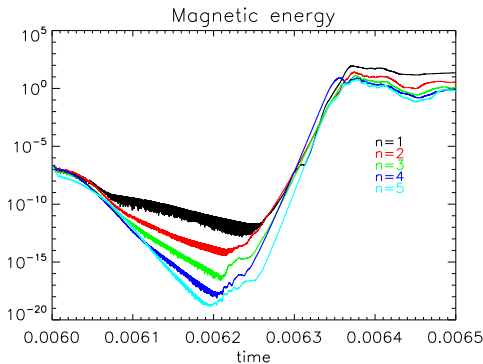


FIG. 3. Total non-axisymmetric modal energies vs. time in 3-D simulations, $\gamma\tau_{A(n=1)} = 0.16$, $\gamma\tau_{A(n=2)} = 0.18$, $\gamma\tau_{A(n=3)} = 0.2$, $\gamma\tau_{A(n=4)} = 0.23$, $\gamma\tau_{A(n=5)} = 0.26$.

shown to exist in the previous axisymmetric simulations (see Fig. 2 in [8]). In the 2-D simulations shown in Fig. 2, the current sheet at the reconnection site is stable to plasmoids instability. No plasmoids are formed and reconnection does not occur during the helicity injection in this particular 2-D simulation (Fig. 2). The absence of reconnecting plasmoids in this case has also been confirmed by the Poincare plot shown in Fig. 4(b). As will be discussed below, this is because the local Lundquist number is small and below the threshold value for plasmoids instability.

We next perform 3-D simulations by including toroidal mode numbers $n \neq 0$ (up to 22 toroidal modes are resolved). To examine the effect of non-axisymmetric perturbations, our 3-D simulations have been performed with *exactly* the same parameters as the 2-D simulations shown above in Fig. 2. We find that non-axisymmetric modes start to grow during the helicity injection, as seen from the total magnetic energy evolution in Fig. 3. These modes are edge current-sheet instabilities with high poloidal mode numbers m (high k_z), and are driven due to a large edge-localized current density. The high- n mode numbers saturate at much lower amplitudes. As the poloidal flux is expanded into the volume, the edge current sheet gets further elongated. That means a local Lundquist number based on the length of the current-sheet could transiently increase during the injection (as well as the associated growth rates). As an evolving edge current sheet *cannot* be treated as a static equilibrium [15], a true linear phase with a static equilibrium does not exist here. We therefore argue that it is more physically correct to calculate the growth rate of these modes during the early linear phase of the nonlinear evolution.

These modes localized in the edge current sheet have fast growth rates. The calculated early-phase growth

rates are given in the caption of Fig. 3. Here, the relevant time scale is the poloidal Alfvén time, which is calculated based on the reconnecting poloidal magnetic field in the edge current sheet (see Fig. 2, $B_z = 0.1$ T at around $R = 0.6$ m, with a relevant length of $L = 1$ m). These modes grow fast, on the poloidal Alfvén time scales, but they have tearing-parity structures, i.e. even B_r and odd V_r in the layer. The toroidal current density at a time after the saturation is shown in Fig. 4. As is seen, these high- k_z edge modes break the background edge current density similarly to an axisymmetric current-sheet-driven plasmoid instability (see Fig. 2 in [8]). These modes therefore saturate by modifying and relaxing the current sheet, in this case the edge current sheet.

In addition to edge-localized modes arising from the current-sheet instabilities, the formation of axisymmetric plasmoids is also shown in Fig. 4. Current-carrying plasmoids that are shown to be stable in a particular 2-D simulations in Fig. 2, are unstable in 3-D simulations in the presence of nonaxisymmetric toroidal modes. This can be explained by differences in the magnitude and the structure of the reconnecting field B_z at the reconnection site in 2-D and 3-D, respectively, shown in Fig. 5.

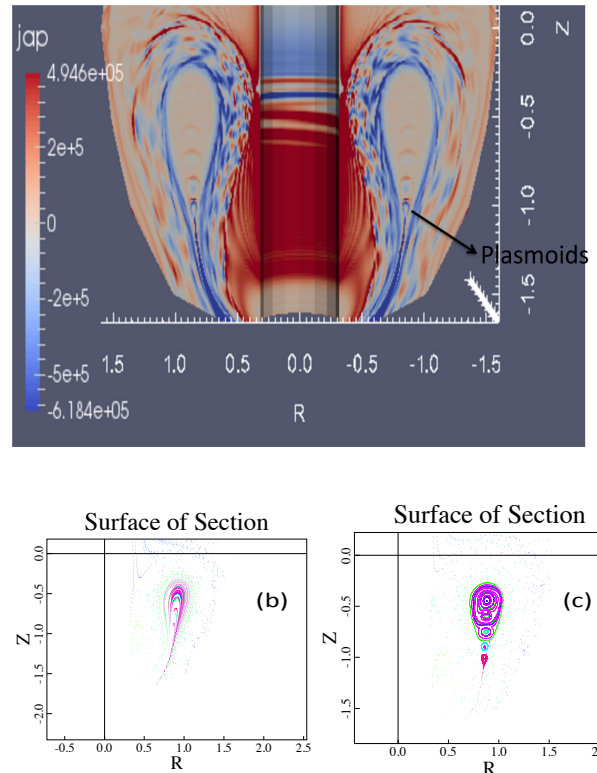


FIG. 4. Poloidal cut of toroidal current density J_{phi} (top) in 3-D. Poincaré plots, the intersections of a field line with a poloidal plane, as the field line is followed around the torus (bottom) for (b) (2-D), no plasmoid (and no X-point) formed, field lines remain open and (c) (3-D) at least 5 plasmoids have formed.

In 2-D simulations, using the reconnection field at the reconnection site $B_z = 0.012\text{T}$ (Fig. 5), the local Lundquist number is about $S \sim 5500$, which is below a threshold value of about 10^4 for the plasmoids instability. However, as seen in Fig. 5, at the reconnection site, the vertical magnetic field in 3-D is significantly increased and showing a Harris-sheet type profile with a magnitude of $B_z = 0.025\text{T}$. This enhancement of reconnecting field in 3-D causes the local Lundquist number to increase to a value of about $S \sim 15000$, above the plasmoid instability threshold. The Poincare plots shown in Fig. 4(b,c) also confirm the formation of several plasmoids in the 3-D case, but no reconnection occurs in the 2-D case and the field lines remain open (Fig. 4(b)).

The poloidal-flux amplification around the reconnection site is only due to the presence of magnetic fluctuations in 3-D. The edge fluctuation-induced emfs relax (and broaden) the edge current-sheet (seen from the edge current density, J_ϕ , in Fig. 4) as well as the vertical magnetic field, B_z , shown in Fig. 5 (in particular at $R=0.8$ and $R=1.0$ on both sides of the primary current sheet). This modification and broadening of B_z around both sides of the primary reconnecting current sheet results in flux accumulation and formation of a Harris-sheet type profile and a subsequent plasmoid instability at the reconnection site. From Faraday's equation, the flux amplification could be explained by the fluctuation-induced emf. Figure 5 shows the mean ($n = 0$) component of $\mathcal{E}_\phi = \langle v \times b \rangle_\phi$ at a vertical position, where a good correlation with the field modification is seen. The 2-D contribution of the $n = 0$ component to the evolving $v \times b$ term has been subtracted. As is seen, the mean emf is bidirectional around $R = 0.8m$ at the reconnection site, explaining the flux amplification resulting in a Harris-type profile in 3-D (Fig. 5b). We have also performed simulations with only one toroidal mode, and found that a single toroidal $n = 1$ mode is sufficient to trigger plasmoids in 3-D. As the edge current sheet evolves via helicity injection, nonaxisymmetric $n = 1$ grows, but there could be nonlinear interaction between different poloidal mode numbers, k_{z1} and k_{z2} , to produce an $n = 0$ component to give a mean emf. This is similar to $m = 0$ tearing modes in RFPs, which are nonlinearly driven from two $m = 1$ modes with different toroidal mode numbers (of for example $n = 6, 7$). [11, 16] Such a comparison with further analysis of surface-averaged emf terms remains for future research.

In summary, for the first time we have shown that 3-D magnetic fluctuations can cause flux amplification to trigger axisymmetric reconnecting plasmoids formation at the reconnection site. This is confirmed by performing both 2-D and 3-D simulations during helicity injection in a toroidal plasma. The 3-D effects are carefully compared with the 2-D simulation around the injection region where oppositely-directed field lines could come together to reconnect. It is shown for stable current sheet

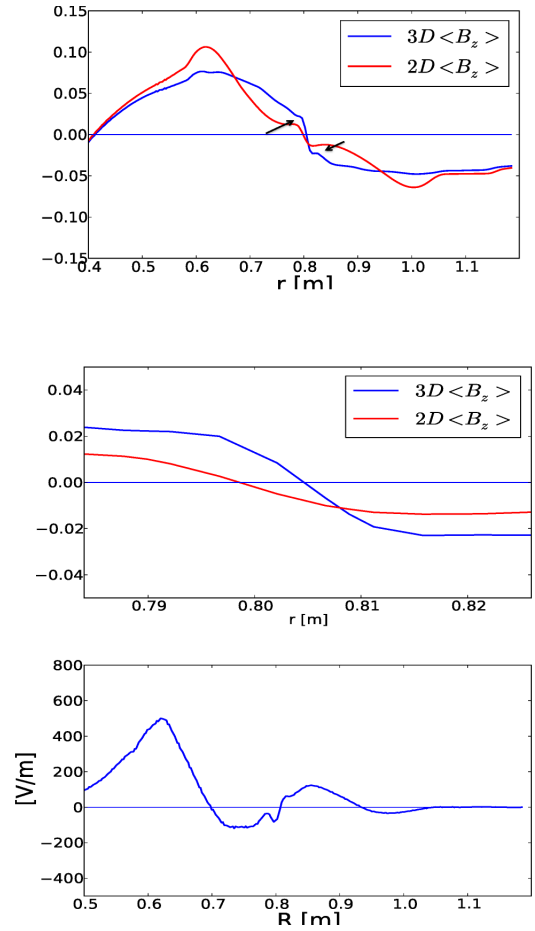


FIG. 5. Arrows show large-scale dynamo flux amplification/generation in 3-D. The radial profiles of the reconnecting component of the magnetic field B_z at $Z = -1.29\text{m}$ show amplification of the large-scale field in 3-D over the full radial extent (top), zoom in around $R \sim 0.8$ at the reconnecting site (middle). Mean toroidal component of emf, $\mathcal{E}_\phi = \langle v \times b \rangle_\phi$ (bottom).

in 2-D that the spontaneous plasmoid reconnection could still occur due to a dynamo flux amplification from non-axisymmetric fluctuations. The 3-D magnetic reconnection observed here is important for plasmoid-mediated reconnection as it could explain fast reconnection in astrophysical and laboratory plasmas (see for example [17]). The 3-D fluctuations could enhance the plasmoids formations at any Lundquist number S . Here, we have demonstrated the minimum onset condition for the plasmoids formation in the presence of non-axisymmetric fluctuations, when the primary current sheet has been stable in 2-D. Our simulations (not shown) at much higher S , when the current sheet is unstable in 2-D, also show that the 3-D fluctuations could still enhance the local S to further increase the number of plasmoids. We therefore believe that these results also show that in the case of solar flares, 3-D nonaxisymmetric perturbations could generate large-scale magnetic field at the reconnection site

to increase the local Lundquist number and then trigger/enhance axisymmetric plasmoids formation.

Finally, the implication of these results for fusion plasmas will be reported in a separate paper. We find that the nonaxisymmetric edge modes are similar in nature to the axisymmetric current-sheet-driven plasmoid instability reported in [8]. The nonaxisymmetric modes observed here are edge-localized modes and further scaling of S and J_{\parallel}/B will also be reported. The current-sheet density isolated near the edge may also be relevant to disruption in tokamaks. We believe that an interesting characteristic of the edge current-sheet modes (concentrated in the open field lines) is that they exhibit peeling-type mode structures (Fig. 4(a)), similar to the peeling-mode experimental observation in spherical tokamaks. [18] Our preliminary scaling with J_{\parallel}/B in fact shows the characteristic of edge peeling modes, [19] but with tearing parity. [20] Three-dimensional simulations at NSTX-U relevant parameters, with the implication of edge current-sheet instability, and their effect on the global reconnection and flux closure in transient CHI will be reported in a future paper.

We acknowledge Prof. S. Prager, and Dr. R. Raman for their thoughtful comments on this Manuscript. This work was supported by DOE grants DE-SC0010565, DE-AC02-09CHI1466, and DE-SC0012467.

[1] E. G. Zweibel and M. Yamada, *Annu. Rev. Astron. Astrophys.* **47**, 291 (2009).
 [2] H. Ji, M. Yamada, S. Hsu, and R. Kulsrud, *Physical Review Letters* **80**, 3256 (1998).
 [3] M. Yamada, H. Ji, S. Hsu, T. Carter, R. Kulsrud, and F. Trintchouk, *Physics of Plasmas* **7**, 1781 (2000).

[4] K. Shibata and S. Tanuma, *Earth, Planets, and Space* **53**, 473 (2001), astro-ph/0101008.
 [5] N. F. Loureiro, A. A. Schekochihin, and S. C. Cowley, *Physics of Plasmas* **14**, 100703 (2007), astro-ph/0703631.
 [6] A. Bhattacharjee, Y.-M. Huang, H. Yang, and B. Rogers, *Physics of Plasmas* **16**, 112102 (2009), 0906.5599.
 [7] N. F. Loureiro, R. Samtaney, A. A. Schekochihin, and D. A. Uzdensky, *Physics of Plasmas* **19**, 042303 (2012), 1108.4040.
 [8] F. Ebrahimi and R. Raman, *Physical Review Letters* **114**, 205003 (2015).
 [9] F. Ebrahimi, E. B. Hooper, C. R. Sovinec, and R. Raman, *Physics of Plasmas* **20**, 090702 (2013).
 [10] F. Ebrahimi, R. Raman, E. B. Hooper, C. R. Sovinec, and A. Bhattacharjee, *Physics of Plasmas* **21**, 056109 (2014).
 [11] S. Choi, D. Craig, F. Ebrahimi, and S. C. Prager, *Physical Review Letters* **96**, 145004 (2006).
 [12] A. Kuritsyn, G. Fiksel, A. F. Almagri, D. L. Brower, W. X. Ding, M. C. Miller, V. V. Mirnov, S. C. Prager, and J. S. Sarff, *Physics of Plasmas* **16**, 055903 (2009).
 [13] C. R. Sovinec, A. H. Glasser, T. A. Gianakon, D. C. Barnes, R. A. Nebel, S. E. Kruger, D. D. Schnack, S. J. Plimpton, A. Tarditi, M. Chu, et al., *J. Comput. Phys.* **195**, 355 (2004).
 [14] F. Ebrahimi and R. Raman, *Nuclear Fusion* **56**, 044002 (2016).
 [15] L. Comisso, M. Lingam, Y.-M. Huang, and A. Bhattacharjee, *Physics of Plasmas* **23**, 100702 (2016).
 [16] F. Ebrahimi, *Ph.D thesis, Nonlinear magnetohydrodynamics of AC helicity injection* (2003).
 [17] H. Ji and W. Daughton, *Physics of Plasmas* **18**, 111207 (2011), 1109.0756.
 [18] M. W. Bongard, R. J. Fonck, C. C. Hegna, A. J. Redd, and D. J. Schlossberg, *Physical Review Letters* **107**, 035003 (2011).
 [19] J. W. Connor, R. J. Hastie, H. R. Wilson, and R. L. Miller, *Physics of Plasmas* **5**, 2687 (1998).
 [20] G. T. A. Huysmans, *Plasma Physics and Controlled Fusion* **47**, 2107 (2005).