

Equilibria of a clamped Euler beam (*Elastica*) with distributed load: large deformations.

Della Corte A.^{1,2}, dell'Isola F.^{1,3}, Esposito R.¹ and Pulvirenti M.^{1,4}

1: International Research Center on the Mathematics and Mechanics of Complex Systems M&MoCS, University of L'Aquila, Italy.

2: Department of Mechanical and Aerospace Engineering, Sapienza University of Rome, Italy.

3: Department of Structural and Geotechnical Engineering, Sapienza University of Rome, Italy.

4: Department of Mathematics, Sapienza University of Rome, Italy.

Abstract

We present some novel equilibrium shapes of a clamped Euler beam (*Elastica* from now on) under uniformly distributed dead load orthogonal to the straight reference configuration. We characterize the properties of the minimizers of total energy, determine the corresponding Euler-Lagrange conditions and prove, by means of direct methods of calculus of variations, the existence of curled local minimizers. Moreover, we prove some sufficient conditions for stability and instability of solutions of the Euler-Lagrange, that can be applied to numerically found curled shapes.

KEYWORDS: Clamped *Elastica*; Uniformly Distributed Load; Large Deformations; Equilibrium and stability.

1 Introduction

In the present paper we consider the planar configurations of an inextensible *Elastica*¹ of length L , clamped at one of its ends, which is assumed to be the origin of the reference curvilinear abscissa s . The end point corresponding to $s = L$ is assumed to be free. Let us assume that \mathcal{E}^2 is the affine euclidean plane including the placements of the *Elastica*. In \mathcal{E}^2 we introduce a coordinate system whose origin \mathcal{O} coincides with the reference placement of the clamped end of the *Elastica*, and whose basis $(\mathbf{D}_1, \mathbf{D}_2)$ is orthonormal. \mathbf{D}_1 is the tangent unit vector to the reference shape of the *Elastica* (assumed to be straight when undeformed) and coincides with the imposed clamping direction at the clamped end.

1.1 Some considerations on the history of the problem

The theory of large deformations of *Elasticae* was fully formulated by Euler already in 1744 [13], with the important contribution of the ideas of Daniel [4] and James Bernoulli [5]. One important tool for finding the equilibrium forms of *Elasticae* was developed by Lagrange [23], who formulated the stationarity condition for their total energy. The relative boundary value problems for the resulting ordinary differential equations have been since then extensively used for determining the equilibrium shapes. Without even trying to provide a complete bibliography, it is worth mentioning that large deformations of the *Elastica* have been studied by many other great scientists (including for instance Max Born in his Doctoral Thesis [6]). Euler's beam model, in the inextensible case considered herein, has been validated by means of rigorous derivation from 3D elasticity [26, 28] and systematically and thoroughly used in structural mechanics.

The theory of *Elastica*, indeed, still represents the basis for many more complex problems of structural mechanics (as for instance the behavior of the fibrous structures described in [31, 29]). In the literature we could not find rigorous results on the study of the whole set of equilibrium shapes and of their stability for an *Elastica* in large deformation under a uniformly distributed load. There were, however, some suggestive numerical results that deserved, in the opinion of the authors, greater attention than they received. Namely, in [15, 30] some numerical

¹Euler, 1744 [13]

results producing equilibrium shapes similar to the ones we will present later are shown; in these papers the solutions of the boundary value problem are obtained by means of a shooting technique. In the older paper [18], some numerically evaluated stability results on shapes similar to those considered herein are presented in case of concentrated end load. The cited papers appeared when the first effective numerical codes capable to deal with nonlinear boundary value problems became available. In subsequent investigations, while the numerical methods were more and more developed, the mechanical problems related to large deformations of beams, with the noticeable exception of problems with concentrated end load (see [3] for a rational bibliography on the problem), seem to have somewhat escaped rigorous treatment.

In the recent past, however, the awareness of the importance of large deformations problems in structural mechanics came back in both theoretical [12, 16, 17, 1] and computational [22] directions, and this importance will probably increase whether further substantial progresses will be achieved, in particular since large deformations play a relevant role in topical research lines as the design of metamaterials [8, 24, 9, 27]. An interesting research stream in the design of novel metamaterials involved the so-called pantographic structures [32, 35, 10], which were first conceived in order to synthesize a particular class of generalized continua, *i.e.* those described by second gradient energy models [25, 19]. Exactly as in many other conceivable metamaterials, pantographic ones base their exotic behavior on the particular geometrical and mechanical micro-structure of beam lattices [2] and on the deformation energy localization allowed by the onset of large deformations in portion of beams located in some specific areas of the lattice structure. It is therefore clear that, if one is interested in designing and optimizing pantographic metamaterials, a reasonably complete knowledge of the behavior of beams in large deformations is needed. The authors were indeed pushed in the present research direction exactly pursuing the aforementioned aims.

1.2 Setting of the problem

The configurations of the system are curves

$$\boldsymbol{\chi} : s \in [0, L] \rightarrow \boldsymbol{\chi}(s) \in \mathcal{E}^2 = \chi_1(s)\mathbf{D}_1 + \chi_2(s)\mathbf{D}_2$$

where \mathcal{E}^2 is the Euclidean plane including the placement of the *Elastica*. We assume that the reference configuration is given by

$$\chi_0 : s \in [0, L] \rightarrow \chi_0(s) = s\mathbf{D}_1 \in \mathcal{E}^2$$

The considered *Elastica* is subject to an inextensibility constraint, so that placements verify the local condition (denoting with apexes differentiation with respect to the reference abscissa):

$$\chi'(s) \cdot \chi'(s) = 1 \quad \text{for all } s \in [0, L]. \quad (1.1)$$

The elastic energy of the inextensible *Elastica*, as originally assumed by Bernoulli and Euler, is given by the quadratic form

$$\frac{1}{2} \int_0^L k_M \chi''(s) \cdot \chi''(s) ds = \frac{1}{2} \int_0^L k_M \kappa^2(s) ds,$$

where k_M is the bending stiffness of the *Elastica* (we assume $k'_M(s) = 0$) and $\kappa(s)$ is the geometrical curvature of the actual shape of the *Elastica* (because of the inextensibility condition).

Finally we will suppose that the *Elastica* is subject to the uniformly distributed dead load (like gravitational force) given by $\mathbf{b}(s) = b\mathbf{D}_2$, with $b > 0$, whose associated energy is $-b \int_0^L \chi_2(s) ds$. Therefore the equilibria of the system are the stationary points of the energy functional

$$E(\chi(\cdot)) = \frac{1}{2} \int_0^L \chi''(s) \cdot \chi''(s) ds - b \int_0^L \chi_2(s) ds, \quad (1.2)$$

with the additional condition (1.1). The left boundary conditions are $\chi(0) = \chi'(0) = \mathbf{D}_1$, while the right boundary conditions (at $s = L$) are free.

In this paper we study the equilibrium configurations of the system, namely the stationary points of E .

We treat the constraint (1.1) by introducing a different configuration field verifying the inextensibility condition automatically. We define the angle θ , counted in the counter-clockwise sense by the position

$$\chi'(s) = \cos \theta(s) \mathbf{D}_1 + \sin \theta(s) \mathbf{D}_2. \quad (1.3)$$

Once the scalar field $\theta(s)$ is known, together with the clamping condition $\chi(0) = \mathcal{O}$, the placement $\chi(s)$ is uniquely determined by integration. The condition imposing the clamping direction is equivalent to $\theta(0) = 0$.

1.3 Description of the results

Once formulated the problem which consists in studying the stationary points of the energy functional expressed in terms of θ , we make use of the well known direct method of calculus of variations. The existence of global and local minima of the energy functional is ensured by general theorems based on results first obtained by L. Tonelli [34, 7].

A qualitative analysis of the shape of these stationary points is carried out by means of comparisons based on energy considerations.

In this way we find two branches of solutions, parametrized by the load parameter. The first, called “primary branch”, corresponds to global minima of the energy. The solutions, characterized by a positive rotation θ , look like equilibria of a trampoline under the action of a positive gravitational field (see Fig. 8 below).

Another branch of solutions, called “secondary branch” is a topological extension of a family of solution with a negative angle θ (see Fig. 15 below) rotating around the origin (clamping point), which are local minimizers of the energy. These solutions are possible only if the load is sufficiently large or, equivalently, the beam is sufficiently long.

Profiles of the primary and secondary branches are found also numerically by means of a shooting technique. This complements previous qualitative analysis by further quantitative information.

In order to establish a suitable stability chart of these solutions, we note that the primary branch is obviously stable since it is formed by global minima. As for the secondary branch, the situation is richer. Indeed, by establishing sufficient conditions for the stability/instability of the solutions of the Euler-Lagrange equations associated to our variational problem we are able to show that the secondary branch contains stable solutions and give sufficient conditions for the instability.

The paper is organized as follows: in Section 2 we reformulate the problem of equilibrium of *Elastica* under uniform load in terms of the rotation field of the cross-section. This allows for a Lagrangian characterization of *Elastica*’s space of configurations. In Section 3 we provide rigorous results on the characterization of the equilibrium shapes attaining global energy minima when the intensity of externally applied load varies. In Section 4 we prove the existence of a branch

of stable equilibrium shapes exhibiting a curling around the clamped extremum. In Section 5 we provide some results on the stability and instability of stationary points verifying some particular properties. In Section 6 we apply these results to numerically found stationary points. In Section 7 we show that the ending part of the curled equilibrium shape coincides (up to a reflection) to the shape of the global minimizer for an *Elastica* of suitably reduced length.

2 Reformulation of the problem and first considerations

As already explained, in order to eliminate the constraint (1.1) it is convenient to introduce the new variable θ that is the angle (counted in the anti-clockwise sense) formed by the unitary tangent $\chi'(s)$ to the graph of the curve χ with the x -axis. In the new configuration field the energy reads

$$E(\theta(\cdot)) = \frac{1}{2} \int_0^L |\theta'(s)|^2 ds - b \int_0^L (L-s) \sin \theta(s) ds. \quad (2.1)$$

Remark 1. *Since $|\sin \theta| \leq 1$, it is immediate to see that $E(\theta) \geq -\frac{b}{2}$ for all admissible $\theta \in L^2([0, L])$. In particular, E is bounded from below.*

A standard formal computation shows that the Euler-Lagrange conditions associated to the functional (2.1) are

$$\theta'' = -b(L-s) \cos \theta, \quad (2.2)$$

in the set of admissible functions verifying

$$\theta(0) = \theta'(L) = 0. \quad (2.3)$$

Note that, while the condition

$$\theta(0) = 0, \quad (2.4)$$

characterizes the admissible kinematics and is given by the problem, the condition at L is a consequence of imposing stationarity, and can be interpreted by saying that at the free end the curvature must vanish.

We remark that also the boundary condition $\theta(0) = \pi$ would also describe a clamped beam. This boundary condition would give rise to solutions are specular reflection the solutions with boundary data (2.4). Therefore we will ignore them.

By obvious scaling properties of equation (2.2) we see that any solution of such an equation, for a given pair L and b , can be recovered by setting $L = 1$ rescaling $b \rightarrow bL^3$. Therefore from now on we shall assume $L = 1$ leaving b as the only parameter.

By (2.2) we easily obtain the following integral equation for the unknown field θ

$$\theta(s) = b \int_0^s d\sigma \int_\sigma^1 (1 - \sigma') \cos \theta(\sigma') d\sigma'. \quad (2.5)$$

We define the nonlinear integral operator T as

$$[T\theta](s) = b \int_0^s d\sigma \int_\sigma^1 (1 - \sigma') \cos \theta(\sigma') d\sigma' \quad (2.6)$$

The solutions to (2.2) with conditions (2.3) and (2.4) are all the fixed points of the map $\theta \rightarrow T(\theta)$.

Proposition 1. *Under the smallness assumption*

$$\frac{b}{6} < 1. \quad (2.7)$$

the solution of the problem (2.2), (2.3), (2.4) exists and is unique.

Proof. It is easy to check that under the condition (2.7), the operator T is a strict contraction and hence the proof follows by a standard application of the Banach fixed point theorem. \square

To understand the behavior of the solution obtained for small b , we compute the solution of the boundary value problem

$$\theta'' = -b(1 - s),$$

$$\theta(0) = \theta'(1) = 0,$$

which follows by setting $\cos \theta = 1$, which is a reasonable approximation when b is small. The result is

$$\theta(s) = \frac{-b}{6} [(1 - s)^3 - 1], \quad (2.8)$$

which means that θ is strictly positive, increasing and concave.

To go further, namely looking for solutions with a large b , we investigate the minima of the energy functional (2.1). We first observe that the energy has the form

$$E(\theta(\cdot)) = \int_0^1 ds \mathcal{L}(\theta', \theta, s), \quad (2.9)$$

where

$$\mathcal{L}(\theta', \theta, s) = \frac{1}{2}(\theta'^2 - b(1-s)\sin\theta). \quad (2.10)$$

We define E on the space

$$H_{0,1}^1 = \{\theta \in H^1[0,1] | \theta(0) = 0\}. \quad (2.11)$$

Note that

$$p \rightarrow \mathcal{L}(p, q, s),$$

is a continuous function which is convex and coercive for all q and s . Therefore, by a classical result in Calculus of Variations (see for instance [11], Section 3.2), we have a minimizer in $H_{0,1}^1$, not necessarily unique. Such a minimizer, say θ , is a solution of (2.2) in a weak form [11, 14], for any value of b , namely

$$(\varphi', \theta') = b(\varphi, (1-s)\cos\theta), \quad (2.12)$$

for all $\varphi \in H_{0,1}^1$ vanishing at the extrema.

Lemma 1. *If θ is weak solution of equation (2.12), then it is in C^∞ and is a classical solution of (2.2). In particular, any stationary point of the energy is a classical solution of the problem (2.2), (2.3).*

Proof Let us define $\Psi = T\theta$. Straightforward computation provides

$$\Psi'' = -b(1-s)\cos\theta(s), \quad (2.13)$$

and therefore, by equation (2.12), we get

$$(\varphi', \theta') = -(\varphi, \Psi'') = (\varphi', \Psi'),$$

so that

$$\theta = \Psi.$$

By definition of the operator T (see 2.6), Ψ is in C^2 if θ is H^1 . Hence the previous equality tells us that θ is in C^2 as well, and applying the argument recursively one obtains that θ is in C^∞ .

□

3 The primary branch

In this and in the next section we investigate some properties of stationary points of $E(\theta(\cdot))$ and in particular of its minimizers.

3.1 Qualitative properties of the minimizer

We start by proving some properties of the stationary points introduced in the previous Section.

Proposition 2. *For any $b > 0$ there exists a minimizer $\tilde{\theta} \in C^\infty[0, 1]$ of the energy E , strictly increasing and concave. Moreover $\tilde{\theta}(1) < \frac{\pi}{2}$.*

The statement of the above proposition is illustrated in Fig. 1.

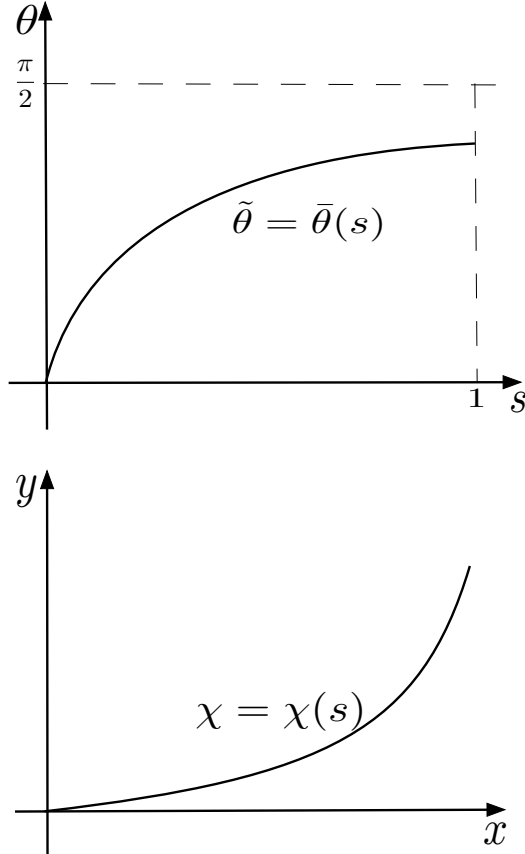


Figure 1: θ -graph of the minimizer and corresponding shape of the beam.

Proof. Let $\tilde{\theta}$ be a minimizer of E . Then it is a solution of (2.12) and, because of Lemma 1, of (2.2).

We note that $\tilde{\theta}''(0) \leq 0$. Then $\tilde{\theta}(s)$ is concave for s sufficiently small and, by using the equation, $\tilde{\theta}$ must cross either $\pi/2$ or $-\pi/2$ to change its concavity.

We start by proving that $\tilde{\theta}$ is increasing in a sufficiently small right neighborhood of the origin. Supposing the contrary by contradiction, then $\tilde{\theta}$ starts to decrease. Since $\tilde{\theta}'(1) = 0$, $\tilde{\theta}$ must change concavity and this means it has to cross $-\pi/2$ in a point s_0 . Consider now the function $\xi \in H_{0,1}^1$ defined as

$$\xi(s) = -\tilde{\theta}(s) \quad \text{for } s \in (0, s_0), \quad \xi(s) = \frac{\pi}{2} \quad \text{for } s \geq s_0.$$

Then

$$E(\xi) < E(\tilde{\theta}).$$

Indeed:

$$\int_0^1 |\xi'(s)|^2 ds \leq \int_0^1 |\tilde{\theta}'(s)|^2 ds,$$

and, as $\tilde{\theta} < 0$ and the function $\sin(\cdot)$ has the same sign of its argument in $(-\frac{\pi}{2})$, it follows

$$\int_0^1 (1-s) \sin \xi(s) ds > \int_0^1 (1-s) \sin \tilde{\theta}(s) ds.$$

The situation is represented in Fig. 2.

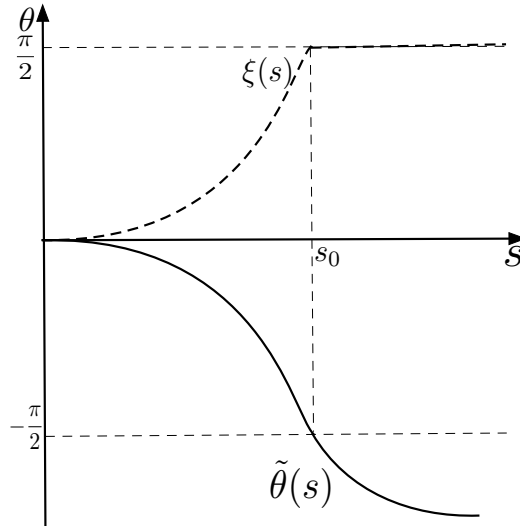


Figure 2: $\tilde{\theta}$ continuous line; ξ dashed line.

Next we observe that $\tilde{\theta}(s)$ cannot cross the axis $\theta(s) = \pi/2$ at a point s_0 (therefore changing concavity at that point) because the function (see Fig. 3)

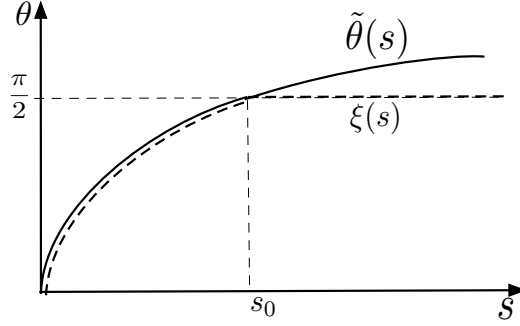


Figure 3: $\tilde{\theta}$ continuous line; ξ dashed line.

$$\xi(s) = \tilde{\theta}(s) \quad \text{for } s \in (0, s_0), \quad \xi(s) = \frac{\pi}{2} \quad \text{for } s \geq s_0.$$

is again energetically more convenient.

Suppose now that $\theta(s)$ has a maximum below $\pi/2$ after which it decreases to cross the axis $-\pi/2$. This change of concavity (at s_0) is necessary to satisfy the condition $\tilde{\theta}'(1) = 0$. Consider now the function

$$\begin{aligned} \xi(s) = \tilde{\theta}(s) \quad \text{for } s \in (0, s_1), \quad \xi(s) = -\tilde{\theta}(s) \quad \text{for } s \in (s_1, s_0), \\ \xi(s) = \frac{\pi}{2} \quad \text{for } s \geq s_0, \end{aligned}$$

where s_1 is the first point in which $\tilde{\theta}$ vanishes. See Fig. 4. Then the same arguments as before show that the profile ξ is energetically more convenient.

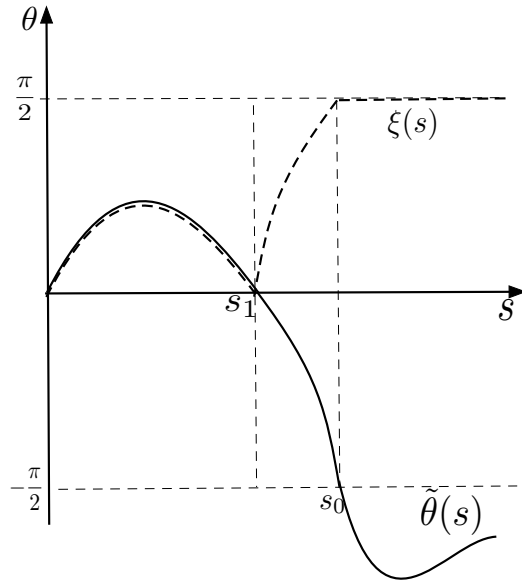


Figure 4: $\tilde{\theta}$ continuous line; ξ dashed line.

It remains to exclude the case depicted in Fig. 5, namely when $\tilde{\theta}$ reaches the value $\pi/2$ at $s_0 < 1$ and then it proceeds constantly. However this situation is excluded.

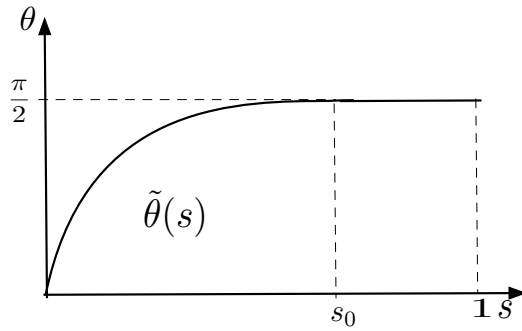


Figure 5: $\tilde{\theta}$ reaches the value $\pi/2$ at $s_0 < 1$

Suppose indeed that $\tilde{\theta}'(s) = 0$ for $s > s_0$ and $\tilde{\theta}$ is not constant for $s < s_0$. Consider now the Cauchy problem:

$$\theta'' = -b(1-s)\cos\theta, \quad (3.1)$$

$$\theta(s_0) = \frac{\pi}{2}, \quad \theta'(s_0) = 0. \quad (3.2)$$

Then the solution $\theta = \frac{\pi}{2}$ is unique in a neighbourhood of s_0 , which contradicts the fact that $\tilde{\theta}$ is not constant for in a left neighbourhood of s_0 . By a similar argument we show that $\tilde{\theta}(1) < \frac{\pi}{2}$. We already know that $\tilde{\theta}(1) \leq \frac{\pi}{2}$. By contradiction, suppose that $\theta(1) = \frac{\pi}{2}$ and look at the solution of the following problem:

$$\theta'' = -b(1-s)\cos\theta, \quad (3.3)$$

$$\theta(1) = \frac{\pi}{2}, \quad \theta'(1) = 0. \quad (3.4)$$

The solution $\theta(s) = \frac{\pi}{2}$ is unique in a left neighbourhood of 1. Moreover we know that $\tilde{\theta} \neq \frac{\pi}{2}$ in a left neighbourhood of 1, and therefore it cannot be that $\tilde{\theta}(1) = \frac{\pi}{2}$. By the monotonicity of $\tilde{\theta}(\cdot)$ we also conclude that $\tilde{\theta}(s) < \frac{\pi}{2}$ for any $s \in [0, 1]$. Then, by equation (2.2) we also conclude that $\theta''(s) < 0$ for any $s \in [0, 1]$ and hence $\tilde{\theta}$ is strictly convex. This completes the proof of Proposition 1. \square

We now establish the uniqueness of the minimizer of the energy functional (1.2).

Proposition 3. *For any $b > 0$ let $\bar{\theta}$ be a solution to eq.n (2.2) with range contained in $[0, \frac{\pi}{2})$. Then $\bar{\theta} = \tilde{\theta}$. In particular there is a unique minimizer of $E(\theta(\cdot))$ and no other stationary points with range in $[0, \frac{\pi}{2})$.*

Proof. The set \mathcal{S} of functions θ defined on $[0, 1]$ and such that $0 \leq \theta(s) < \frac{\pi}{2}$ is a convex set. The second variation of functional (1.2) in θ is

$$\int_0^1 [(h')^2 + b(1-s)\sin\theta(s)h^2]ds, \quad (3.5)$$

and it is clearly positive in \mathcal{S} as $\sin\theta \geq 0$. Suppose now that $\tilde{\theta} \neq \bar{\theta}$. Consider now the function

$$E(\lambda) : \lambda \in [0, 1] \rightarrow E(\lambda\bar{\theta} + (1-\lambda)\tilde{\theta}).$$

Since $\bar{\theta}$ solves (2.2) it is a stationary point of (1.2). However, the function $E(\lambda)$ is convex and has a minimum in 0. Therefore, it cannot have a stationary point in 1, which contradicts the hypothesis that $\tilde{\theta} \neq \bar{\theta}$. \square

We want now to study the topology of the set of solutions when b changes. To this aim let us begin with a standard definition.

Definition 1. *Let us denote by $\theta_{\bar{b}}$ a solution of equation (2.2) with $b = \bar{b}$, $\theta(0) = 0$ and $\theta'(1) = 0$. Given an arbitrary $B > 0$, we say that the map $b \in [0, B] \rightarrow \theta_b \in H_{0,1}^1$ is a branch of solutions if it is continuous as a function of b .*

We first establish the following:

Lemma 2. *Let θ_b denote the minimizer of the energy (expliciting the dependence on b). The function $b \rightarrow E_b(\theta_b)$ is decreasing.*

Proof Let be $b_2 > b_1$. Then we have:

$$E_{b_2}(\theta_{b_2}) - E_{b_1}(\theta_{b_1}) = E_{b_2}(\theta_{b_2}) - E_{b_2}(\theta_{b_1}) + E_{b_2}(\theta_{b_1}) - E_{b_1}(\theta_{b_1}). \quad (3.6)$$

The last member is negative since θ_{b_2} is the minimizer of E_{b_2} (which makes negative the difference between the first two terms) and by direct substitution in (2.1) we have: $E_{b_2}(\theta_{b_1}) - E_{b_1}(\theta_{b_1}) = (b_1 - b_2) \int_0^1 (1 - s) \sin \theta_{b_1} ds$, which is negative since $\sin \theta_{b_1}$ is positive. □

Proposition 4. *The set of minimizers forms a branch of solutions.*

Proof. We start by showing that, if $b \rightarrow b_0$, then θ_b is a minimizing sequence for E_{b_0} . For every $\psi \in H_{0,1}^1$ one has:

$$E_b(\psi) - E_{b_0}(\psi) = (b - b_0) \int_0^1 (1 - s) \sin \psi ds \leq |b - b_0| \int_0^1 (1 - s) ds = \frac{1}{2} |b_0 - b|.$$

Therefore, recalling that θ_b minimizes E_b , it follows:

$$E_{b_0}(\psi) = E_b(\psi) + E_{b_0}(\psi) - E_b(\psi) \geq E_b(\theta_b) - \frac{1}{2} |b_0 - b| \quad (3.7)$$

$$\begin{aligned} &= E_b(\theta_b) - E_{b_0}(\theta_b) + E_{b_0}(\theta_b) - \frac{1}{2} |b_0 - b| \\ &\geq E_{b_0}(\theta_b) - |b_0 - b|. \end{aligned} \quad (3.8)$$

As the result holds for every $\psi \in H_{0,1}^1$, this implies that

$$E_{b_0}(\theta_b) \leq E_{b_0}(\theta_{b_0}) + |b_0 - b|.$$

This immediately implies that θ_b is a minimizing sequence for E_{b_0} .

We recall that θ_{b_0} is a stationary point for E_{b_0} , and therefore the first Fréchet derivative of $E_{b_0}(\theta(\cdot))$ vanishes in $\theta = \theta_{b_0}$. This implies that, recalling the second variation of $E(\theta(\cdot))$ given in formula (3.5), we can write the difference $E_{b_0}(\theta_b) - E_{b_0}(\theta_{b_0})$ as:

$$E_{b_0}(\theta_b) - E_{b_0}(\theta_{b_0}) = \frac{1}{2} \|(\theta_b - \theta_{b_0})'\|_{L^2_{0,1}}^2 + \frac{1}{2} b_0 \int_0^1 ds (1-s) \sin \xi(s) (\theta_b - \theta_{b_0})^2,$$

where $\xi(s) = \alpha \theta_b(s) + (1-\alpha) \theta_{b_0}(s)$ for some $\alpha \in [0, 1]$. Since $\sin \xi \geq 0$ we obtain

$$\|(\theta_b - \theta_{b_0})'\|_{L^2_{0,1}}^2 \leq E_{b_0}(\theta_b) - E_{b_0}(\theta_{b_0}) \rightarrow 0, \quad (3.9)$$

as $b \rightarrow b_0$, which completes the proof. □

Summarizing, we have found a branch of solutions which are minimizers of the energy. We call this branch *primary*. The next proposition excludes that such a branch bifurcates for some b_0 with the occurrence of a new branch of solutions of (2.2) or, in other words, the primary branch $b \rightarrow \theta_b^p$ cannot generate any other branch of solutions.

Proposition 5. *It does not exist b_0 in which a new branch of solutions arises from the primary branch.*

Proof. Let us consider a value $b = b_0$ such that at b_0 a new branch of solutions arises.

Let θ_b be a branch of solutions and denote by θ_b^p the primary one.

Then computing the first and second variation of the energy we find, for a given H^1 function h satisfying the boundary conditions $h(0) = 0$,

$$\frac{d^2}{d\lambda^2} E_b(\theta_b + \lambda h)|_{\lambda=0} = \int |h'|^2 + b \int (1-s) h^2 \sin \theta_b > 0. \quad (3.10)$$

The previous inequality holds because, in the hypothesis that at b_0 a new branch arises, one has that $\sin \theta_b \approx \sin \theta_b^p \geq 0$ in the $H^1_{0,1}$ norm for $|b - b_0|$ small enough and for every solution θ of equation (2.2) verifying the boundary conditions $\theta(0) = 0$ and $\theta'(1) = 0$.

This means that the new branch of solutions produced by the primary branch has to consist of local minima of the energy, at least for $|b - b_0|$ small enough. But this is not possible. Indeed, let θ_b^p be a minimizer and θ_b a local minimizer. Let us consider the function

$$f(\lambda) := \lambda \rightarrow E_b(\lambda\theta_b^p + (1 - \lambda)\theta_b).$$

with $\lambda \in [0, 1]$. Clearly $f(\lambda)$ has two local minima for $\lambda = 0$ and $\lambda = 1$ (with $f(1) < f(0)$), and therefore it must have a maximum for a certain $\lambda^* \in (0, 1)$. If $|b - b_0|$ is suitably small then the function $\theta^* := \lambda^*\theta_b^p + (1 - \lambda^*)\theta_b$ is such that $\|\theta^* - \theta_b^p\|_{H_{0,1}^1}$ is arbitrarily small, but in this case the sign of the second variation (3.10) tells us that all the directional (Gateaux) derivatives of E are positive in θ^* , and therefore λ^* cannot be a maximum for $f(\lambda)$. \square

In order to parametrize the possible equilibrium configurations when b varies in \mathbb{R}^+ , let us consider the initial value problem (2.2) with initial conditions $\theta(0) = 0$ and $\theta'(0) = K$. Let $\theta(s, K, b)$ be the corresponding unique solution. As we want to determine the solutions of the boundary condition problem expressed by (2.2), (2.3) and (2.4), we will plot (see Fig. 6), in the plane K, b , the computed curves

$$F(K, b) := \theta'(1, K, b) = 0. \tag{3.11}$$

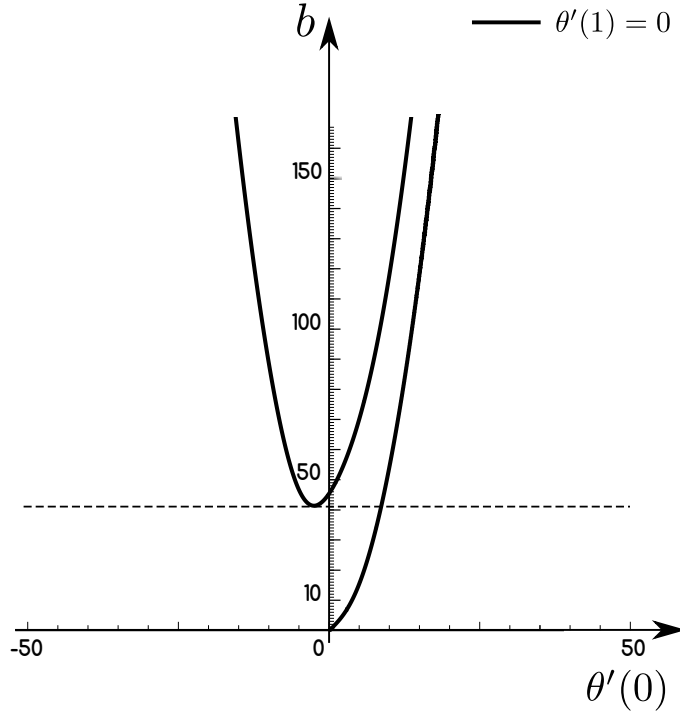


Figure 6: With a continuous line are represented points in the plane $(\theta'(0), b)$ corresponding to solutions of the boundary value problem (2.2),(2.3) and (2.4). The primary branch is on the right, while a secondary branch formed (as we will see) by both stable and unstable equilibrium shapes is also visible. Numerical evidence allows an estimate for the value $b_0 \approx 41$ at which the secondary branch appears; the corresponding initial value of the curvature is ≈ -2.6 (for details on the numerical procedure, see Section 6).

This is a preliminary step towards the establishment of a stability chart.

We remark that the level set $F(K, b) = 0$ identifies a one-dimensional manifold (not necessarily connected) in the plane (K, b) , representing all the solutions of the boundary value problem (2.2), (2.3), (2.4), which includes all (possibly local) minima of the energy functional. We have detected a first curve of solutions, the primary branch, constituted by all global minima of the energy.

Proposition 6. $K_b = \theta'_b(0)$ diverges with b .

Proof

Let us integrate the two members of (2.2) to get:

$$\theta'_b(1) - \theta'_b(0) = -b \int_0^1 (1-s) \cos \theta_b ds. \quad (3.12)$$

Recalling (2.3) and applying Chebyshev integral inequality (given that $1-s$ and $\cos \theta_b$ are both decreasing in s) we obtain:

$$K_b = \theta'_b(0) \geq b \int_0^1 (1-s) ds \int_0^1 \cos \theta_b ds = \frac{b}{2} \int_0^1 \cos \theta_b ds. \quad (3.13)$$

The last member can be written as

$$\frac{b}{2} \int_0^1 \cos \theta_b \frac{ds}{d\theta_b} d\theta_b = \frac{b}{2} \int_0^{\theta_b(1)} \frac{\cos \theta_b}{\theta'_b} d\theta_b \geq \frac{b}{2K_b} \int_0^{\theta_b(1)} \cos \theta_b d\theta_b = \frac{b}{2K_b} \sin \theta_b(1), \quad (3.14)$$

the last inequality holding because θ'_b is non increasing (by equation (2.2)). By (3.12) and (3.13) we get $(K_b)^2 \geq \frac{b}{2} \sin \theta_b(1)$. To prove that K_b is unbounded when b diverges we only have to exclude that $\theta_b(1) \rightarrow 0$ when $b \rightarrow \infty$. Let us prove this by absurd.

Suppose thus that b_n is a sequence of positive reals such that $\lim_{n \rightarrow \infty} b_n = +\infty$, and let $\lim_{n \rightarrow \infty} \theta_{b_n}(1) = 0$. We recall that $\theta_{b_n}(s)$ is positive and strictly increasing in s . This implies that $\theta_{b_n}(s) \rightarrow 0$ pointwise for every s in $[0, 1]$. Since θ_{b_n} is monotone and smooth for every n , this implies that the convergence to the limit function $\theta(s) \equiv 0$ holds in the $H_{0,1}^1$ norm. Therefore, it should be $E_{b_n}(\theta_{b_n}) \rightarrow 0$ if $b_n \rightarrow +\infty$. But, since (2.8) immediately implies that for small b the energy is negative, the previous Lemma 2 excludes this. □

3.2 Further properties of the primary branch.

The next two results will concern the behavior of the system when b varies. Specifically, we will compute the derivative $\frac{\partial E(\theta)}{\partial b}$ of the energy evaluated in the minimizer, and will study the derivative $\frac{\partial \theta}{\partial b}$ of the minimizer itself with respect to b .

Proposition 7. Let θ be the minimizer of the energy (2.1). The derivative $\frac{\partial E(\theta)}{\partial b}$ is given by $\int_0^1 (s-1) \sin \theta(s) ds$.

Proof We write the derivative respect to b of the deformation energy as follows:

$$\begin{aligned} \frac{\partial}{\partial b} E_{DEF} &= \frac{\partial}{\partial b} \int_0^1 \frac{\theta'^2(s)}{2} ds = \int_0^1 \theta'(s) \frac{\partial \theta'(s)}{\partial b} ds \\ &= \int_0^1 \left[\left(\theta'(s) \frac{\partial \theta(s)}{\partial b} \right)' - \theta''(s) \frac{\partial \theta(s)}{\partial b} \right] ds \\ &= \int_0^1 b(1-s) \cos \theta(s) \frac{\partial \theta(s)}{\partial b} ds \\ &= \int_0^1 b(1-s) \frac{\partial}{\partial b} (\sin \theta(s)) ds \end{aligned} \quad (3.15)$$

For the potential energy we have instead:

$$\begin{aligned} \frac{\partial}{\partial b} E_{POT} &= \frac{\partial}{\partial b} \left(\int_0^1 -b(1-s) \sin \theta(s) ds \right) \\ &= \int_0^1 \left[-(1-s) \sin \theta(s) - b(1-s) \frac{\partial}{\partial b} \sin \theta(s) \right] ds \end{aligned} \quad (3.16)$$

Since $E = E_{DEF} + E_{POT}$, equations (3.15) and (3.16) imply

$$\frac{\partial}{\partial b} E_b = - \int_0^1 (1-s) \sin \theta(s) ds < 0 \quad (3.17)$$

The last inequality follows from the fact that $0 \leq \theta < \frac{\pi}{2}$ by Proposition 2, and confirms Lemma 2. □

Proposition 8. Let $\theta(b, s)$ be the minimizer of the energy (2.1). Then $\frac{\partial \theta(b, s)}{\partial b} > 0 \quad \forall s \in (0, 1]$.

Proof Let be $b_2 > b_1$ and let θ_{b_i} be the minimizers of E_{b_i} ($i = 1, 2$). By absurd we suppose that

$$\exists \bar{s} \in (0, 1] : \theta_{b_2}(\bar{s}) < \theta_{b_1}(\bar{s}) \quad (3.18)$$

Since $\theta_{b_i} \in C^\infty[0, 1]$, it is not empty the set S of the intervals $I(\bar{s})$ containing \bar{s} , included in $[0, 1]$ and such that $\theta_{b_2}(s) < \theta_{b_1}(s) \quad \forall s \in I(\bar{s})$. Clearly there will exist

an element of S which is the largest (with respect to the inclusion relation); let us call (s_1, s_2) this element. It will be $s_1 < \bar{s} < s_2$ and, by continuity, $\theta_{b_1}(s_1) = \theta_{b_2}(s_1)$ and if $s_2 < 1$ then $\theta_{b_2}(s_2) = \theta_{b_1}(s_2)$ (we remark that it can be that $s_1 = 0$ and $s_2 = 1$). Let us define $\tilde{\theta}(s)$ by:

$$\tilde{\theta} : \begin{cases} \theta_{b_2}(s) & \forall s \in [0, 1] \setminus (s_1, s_2) \\ \theta_{b_1}(s) & \forall s \in (s_1, s_2) \end{cases} \quad (3.19)$$

It is immediate to see that $\tilde{\theta} \in C^0[0, 1]$ and $\tilde{\theta} \in C^\infty$ piece-wise, so that $\tilde{\theta} \in H_{0,1}^1$. Let us evaluate now the difference

$$\begin{aligned} E_{b_2}(\theta_{b_2}) - E_{b_2}(\tilde{\theta}) &= \frac{1}{2} \int_{s_1}^{s_2} [(\theta'_{b_2})^2 - (\theta'_{b_1})^2] ds \\ &- \int_{s_1}^{s_2} b_2(1-s) \sin \theta_{b_2} ds + \int_{s_1}^{s_2} b_2(1-s) \sin \theta_{b_1} ds \end{aligned} \quad (3.20)$$

The sum of the last two terms is positive since $\theta_{b_1} > \theta_{b_2}$ and $0 \leq \theta_{b_i} < \frac{\pi}{2}$ imply that $\sin \theta_{b_1} > \sin \theta_{b_2}$. Now, recalling equation (2.2) and boundary conditions (2.3), we can write $\theta'(s)$ as follows:

$$\theta'(s) = -\theta'(1) + \theta'(s) = - \int_s^1 \theta''(\sigma) d\sigma = \int_s^1 b(1-\sigma) \cos \theta d\sigma \quad (3.21)$$

We can therefore write the first term of the right hand side of (3.20) as:

$$\frac{1}{2} \int_{s_1}^{s_2} \left[\int_s^1 b_2(1-\sigma) \cos \theta_{b_2} d\sigma \right]^2 ds - \frac{1}{2} \int_{s_1}^{s_2} \left[\int_s^1 b_1(1-\sigma) \cos \theta_{b_1} d\sigma \right]^2 ds \quad (3.22)$$

By hypothesis $b_2 > b_1$. Moreover, since $0 \leq \theta < \frac{\pi}{2}$, we have that $\theta_{b_2} < \theta_{b_1}$ in $(s_1, s_2) \Rightarrow \cos \theta_{b_2} > \cos \theta_{b_1}$. Therefore we have

$$\int_s^1 b_2(1-\sigma) \cos \theta_{b_2} d\sigma > \int_s^1 b_1(1-\sigma) \cos \theta_{b_1} d\sigma$$

Since the two integrals are positive, the previous inequality holds true for their squares. Therefore, the quantity in formula (3.22) is positive, and so is the difference $E_{b_2}[\theta_{b_2}] - E_{b_2}[\tilde{\theta}]$, which is absurd since by hypothesis θ_{b_2} is the minimizer of E_{b_2} .

4 Other branches

In Proposition 9 below we prove that, for each fixed b sufficiently large, there exist stationary points of the energy functional (2.1) for which θ admits negative values in contrast with the solutions of the primary branch. These new solutions correspond to local minimizers of the energy, thus representing new stable solutions for Elastica. Referring to Figure 6, they correspond to suitable points on the represented new branch. For topological reasons, the set of stable solutions we detect via variational arguments, cannot stop. Thus other stationary configurations are necessarily present. Indeed, since the function $F(K, b) = \theta'(1, K, b)$ is real analytic, the level set $\{(K, b) \in \mathbb{R} \times (0, +\infty) \mid F(K, b) = 0\}$, which contains the local minimizers, cannot have extreme points (see e.g. [33], Corollary 2, Example 1), hence it is unbounded. The stability character of these stationary configurations in this branch is for now unknown. However we will establish in Section 5 some sufficient conditions (depending on b) for the stability of particular classes of solutions. In particular, we will show that if a solution has certain properties, then it is necessarily unstable. Numerical evidence (see Figures 15, 16 in Section 6) shows the existence of these unstable solutions.

In order to state the main proposition of this section, let us consider the open convex cone \mathcal{C} :

$$\mathcal{C} = \{\theta \mid \theta \in H_{0,1}^1, \theta(s) < 0 \text{ for any } s \in (0, 1]\}$$

and look for the minima of E restricted to such a cone. Let us define

$$e_b(\mathcal{C}) := \inf_{\xi \in \mathcal{C}} E(\xi) > -\infty$$

the last inequality obviously holding because of the Remark 1. The functional E admits a minimum in $\bar{\mathcal{C}}$, the closure of \mathcal{C} (see for instance [21], Theorem 7.3.8), i.e. there exists $\bar{\theta} \in \bar{\mathcal{C}}$ such that $E(\bar{\theta}) = e_b(\mathcal{C})$.

Since any element $\tilde{\theta}$ of the primary branch is positive, then $\tilde{\theta} \notin \bar{\mathcal{C}}$ and hence $\bar{\theta} \neq \tilde{\theta}$. Moreover, for small b we have an unique solution to the Euler-Lagrange equations, and it is positive. Then it follows that, for b small, $\bar{\theta}$ must be in $\partial\mathcal{C}$.

Proposition 9. *There exists $b_0 > 0$, sufficiently large, such that for any $b > b_0$ there exists a local minimum of the energy θ which is solution of Eq. (2.2), with $\theta(0) = 0$ and $\theta'(1) = 0$. Moreover θ is negative and decreasing in $(0, 1]$.*

Proof. The main effort of the proof is in showing that $\bar{\theta} \notin \partial\mathcal{C}$. Before that we cannot use equation (2.2) because we cannot consider variations.

The basic starting point is that $E(\bar{\theta}) < 0$, provided that b is sufficiently large. We begin by proving this claim.

Consider the function $\xi \in \mathcal{C}$ defined by:

$$\begin{cases} \xi(s) = -3\pi\frac{s}{2R}, & s \in (0, R) \\ \xi(s) = -3/2\pi & s \in (R, 1) \end{cases} \quad (4.1)$$

The total energy can be computed explicitly

$$E(\xi) = \frac{9}{4} \frac{\pi^2}{R} + b \int_0^R (1-s) \sin(3\pi\frac{s}{2R}) ds - b \int_R^1 (1-s) ds.$$

Now we can choose R so small that the third term is dominating over the second one. Fixed R we choose b so large that E is negative.

In physical terms the above profile corresponds to a configuration of the beam folding around the origin for 3/4 of the whole circle (of radius R), and then continuing vertically up to the end (see Fig. 7). The corresponding function $\xi(s)$ above defined is certainly not an equilibrium point for E , but its existence implies that it has to be $E(\bar{\theta}) < 0$.

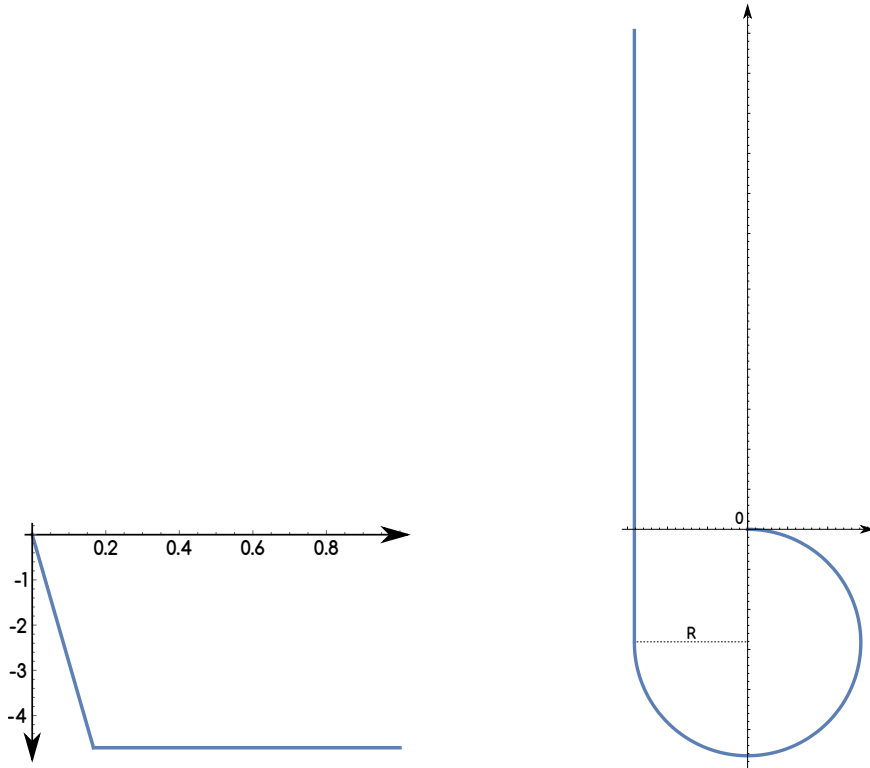


Figure 7: The function $\xi(s)$ defined in (4.1) (left) and the corresponding deformed shape of the *Elastica* (right).

As second step we show that $\bar{\theta}$ cannot cross the axis $\theta = -3/2\pi$.

In facts, in this case, the shape of the *Elastica* described by the function $\xi = -3/2\pi$ inside the set $\{s : \bar{\theta}(s) < -3/2\pi\}$ and $\xi = \bar{\theta}(s)$ outside that set, would be energetically more convenient because both the elastic and the potential energies are reduced.

As third step we prove that $\bar{\theta}$ must cross the axis $\theta = -\pi$. Otherwise, since $\bar{\theta} \in \bar{\mathcal{C}}$, by hypothesis it is $\bar{\theta} \leq 0$, and therefore $\sin \bar{\theta}(s) \leq 0$ for all $s \in (0, 1)$. However this is not possible because, in this case, the energy could not be negative.

Let s_0 be the first value of s such that $\bar{\theta}(s) = -\pi$. We show that $\bar{\theta}$ is non increasing for $s > s_0$. Suppose the contrary. Then $\bar{\theta}$ has local minimizers for $s > s_0$. We select some of them, $\bar{s}_1, \dots, \bar{s}_n$ (and denote $m_i = \bar{\theta}(\bar{s}_i)$, $i = 1, \dots, n$) as follows: let

\bar{s}_1 be the first minimizer larger than s_0 , \bar{s}_2 is the first minimizer (if any) larger than \bar{s}_1 such that $m_2 < m_1, \dots, \bar{s}_{i+1}$ is the first minimizer larger than \bar{s}_i such that $m_{i+1} < m_i$, for $i = 1, \dots, n-1$. Let us now define the function

$$\xi(s) = \begin{cases} \bar{\theta}(s) & \text{for } s \notin \bigcup_{i=1}^n (\bar{s}_i, \bar{s}_{i+1}), \quad \bar{s}_{n+1} := 1, \\ \min_{s \in (\bar{s}_i, \bar{s}_{i+1})} \{m_i, \bar{\theta}(s)\}, & \text{for } s \in (\bar{s}_i, \bar{s}_{i+1}). \end{cases}$$

The construction is illustrated in Figure 8. Clearly $\xi \in H^1$ since by definition $\xi(s_i) = \bar{\theta}(s_i)$ for any i .

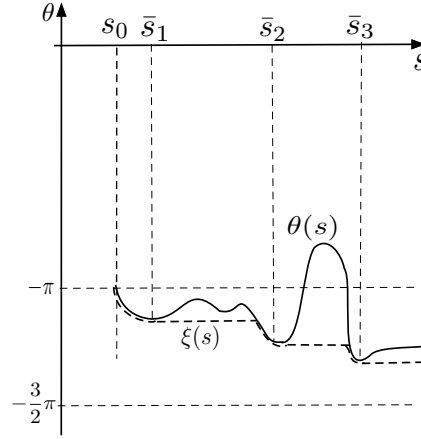


Figure 8: θ continuous line, ξ dashed line.

The configuration ξ is energetically more convenient because the elastic energy is decreased in the constant intervals and the potential energy is decreased because $-\sin(\cdot)$ is positive above $-\pi$ and increasing in $(-\frac{3}{2}\pi, -\pi)$.

Next we prove that $\bar{\theta}$ is not increasing also in $(0, s_0)$. Suppose the contrary. Since $\bar{\theta} \in \bar{\mathcal{C}}$, it is not increasing in a right neighborhood of zero, the set of local minimizers for $\bar{\theta}$ in $(0, s_0)$ is not empty since $\bar{\theta}(s_0) = -\pi$. Let s_m be the first minimizer; the set of local maximizers is also not empty. Let s_M be the first maximizer. It is obviously $s_m < s_M < s_0$.

Case a) Let us assume that $\theta(s_m) > \pi/2$.

Since $\bar{\theta}$ is monotonic in $[0, s_m]$, there exists a unique \bar{s} such that $\bar{\theta}(\bar{s}) = \bar{\theta}(s_M)$.

Then we consider the function $\xi(s)$ defined by

$$\xi(s) = \bar{\theta}(s) \quad \text{for } s \in [0, \bar{s}]$$

$$\begin{aligned}\xi(s) &= \bar{\theta}(s_M) \quad \text{for } s \in (\bar{s}, s_M] \\ \xi(s) &= \bar{\theta}(s) \quad \text{for } s \in (s_M, 1]\end{aligned}$$

The function ξ would clearly be energetically more convenient than $\bar{\theta}$.

Case b) Suppose instead that $\theta(s_m) \leq \pi/2$

Since $\bar{\theta}(s_0) = -\pi$, it is not empty the set N of points such that $\bar{\theta}(s) = \bar{\theta}(s_m)$. Let \bar{s} be the minimum of N . Then we consider the function $\xi(s)$ defined by

$$\begin{aligned}\xi(s) &= \bar{\theta}(s) \quad \text{for } s \in [0, s_m] \\ \xi(s) &= \bar{\theta}(s_m) \quad \text{for } s \in (s_m, \bar{s}] \\ \xi(s) &= \bar{\theta}(s) \quad \text{for } s \in (\bar{s}, 1]\end{aligned}$$

Again the function ξ would be energetically more convenient than $\bar{\theta}$.

In conclusion, the function $\bar{\theta}$ is non increasing in $(0, 1)$. Hence the only possibility to be in $\partial\mathcal{C}$ is that there is $\lambda > 0$ such that $\bar{\theta}(s) = 0$ for $s \in (0, \lambda)$. We now show that this is not possible.

Suppose that such a λ exists. We define

$$\xi(s) = \bar{\theta}(s + \lambda) \quad \text{for } s \in (0, 1 - \lambda) \quad \text{and} \quad \xi(s) = \bar{\theta}(1) \quad \text{for } s \in (1 - \lambda, 1) \quad (4.2)$$

An explicit computation leads us to (defining $B := \sin \bar{\theta}(1)$)

$$E(\xi) = \frac{1}{2} \int_0^1 |\xi'|^2 ds - b \int_0^{1-\lambda} (1-s) \sin(\bar{\theta}(s + \lambda)) ds - bB \int_{1-\lambda}^1 (1-s) ds.$$

Moreover, using that $\int_0^1 |\xi'|^2 ds = \int_0^1 |\bar{\theta}'|^2 ds$, by means of an obvious change of variables

$$E(\xi) - E(\bar{\theta}) = -b\lambda \int_\lambda^1 \sin \bar{\theta}(s) ds - bB \int_{1-\lambda}^1 (1-s) ds$$

We show that the above quantity is negative. Indeed the last term is negative because $\bar{\theta}(1) \in (-\frac{3}{2}\pi, -\pi)$. As for the first term of the right hand side, we write

$$T = \int_\lambda^1 \sin \bar{\theta}(s) ds = \int_\lambda^{s^*} \sin \bar{\theta}(s) ds + \int_{s^*}^1 \sin \bar{\theta}(s) ds \quad (4.3)$$

where s^* is a point for which $\bar{\theta}(s^*) = -\pi$. We remark that, because of the monotonicity of $\bar{\theta}$, it is $\lambda < s^*$. Suppose by absurd that $T < 0$, namely

$$- \int_\lambda^{s^*} \sin \bar{\theta}(s) ds > \int_{s^*}^1 \sin \bar{\theta}(s) ds.$$

Then it holds

$$\begin{aligned}
 - \int_{\lambda}^{s^*} (1-s) \sin \bar{\theta}(s) ds &> - \int_{\lambda}^{s^*} (1-s^*) \sin \bar{\theta}(s) ds > \\
 \int_{s^*}^1 (1-s^*) \sin \bar{\theta}(s) ds &> \int_{s^*}^1 (1-s) \sin \bar{\theta}(s) ds.
 \end{aligned}$$

Therefore

$$-b \int_0^1 (1-s) \sin \bar{\theta}(s) ds > 0$$

but this contradicts the negativity of $E(\bar{\theta})$.

Summarizing, we are left with the two possibilities depicted in Figs. 9, 10.

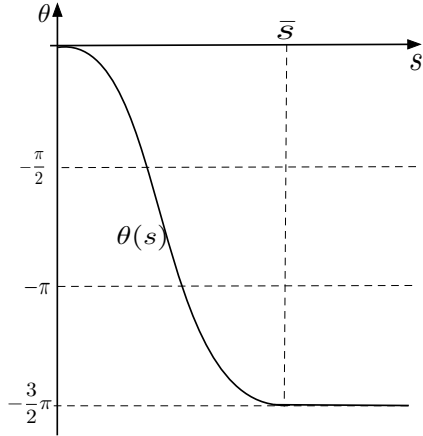


Figure 9: $\theta = -\frac{3}{2}\pi$ for $s \geq \bar{s}$.

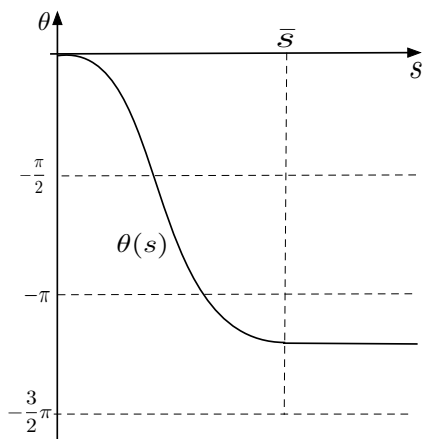


Figure 10: The only possible θ .

Note that in both cases $\bar{\theta}$ is decreasing so that it cannot vanish in $(0, 1]$. This is enough to conclude that $\bar{\theta} \in \mathcal{C}$. Therefore we are now allowed to use Eq. (2.2), (2.3). The same uniqueness argument, already used for the primary branch, excludes also the possibility that $\bar{\theta}$ takes the constant value $-3/2\pi$ over a finite interval.

In conclusion $\bar{\theta}$ is strictly decreasing in $(0, 1]$ and $\lim_{s \rightarrow 1} \bar{\theta}'(s) = 0$. The continuity $b \rightarrow \bar{\theta}_b$ follows the same lines as shown in Proposition 4.

□

We want now to further study the solution just discussed, and prove that it is obtained by “gluing” together the solutions of two different problems. Let $\tilde{\theta}(s)$ be a solution of the boundary value problem:

$$\theta''(s) = -b(L - s) \cos \theta(s) \quad \theta(0) = 0 \quad \theta'(L) = 0 \quad (4.4)$$

such that:

- a. $\tilde{\theta}(s)$ is decreasing;
- b. its range is contained in $[0, -\frac{3}{2}\pi]$;
- c. there exists a unique \bar{s} such that $\tilde{\theta}(\bar{s}) = -\pi$.

Note that these hypotheses are satisfied by the solution corresponding to the deformed shape represented in Fig.15.

Proposition 10. *Suppose that there exists a solution of the boundary value problem 4.4 satisfying requirements a, b and c given before. Then the relative deformed shape restricted to $[\bar{s}, L - \bar{s}]$ corresponds (up to a reflection) to the deformed shape of a beam of length $L - \bar{s}$ in the minimizer of the energy (primary solution).*

Proof. Let us set $\phi(s) = -\tilde{\theta}(s) - \pi$. Obviously ϕ is increasing, $\phi'' = -\tilde{\theta}''$ and $\cos \tilde{\theta} = -\cos \phi$. We have therefore that:

$$\phi''(s) = -b(L - s) \cos \phi(s) \quad (4.5)$$

holds with boundary conditions:

$$\phi(0) = -\pi \quad \phi'(L) = 0 \quad (4.6)$$

Let us also set $\xi = s - \bar{s}$ and $\gamma(\xi) = \phi(\bar{s} + \xi)$. We consider now the restriction of $\gamma(\xi)$ on the interval $I_{\bar{s}} = [0, L - \bar{s}]$. It is immediate to verify that $\gamma(\xi)$ solves the boundary value problem:

$$\gamma''(\xi) = -b(L - \bar{s} - \xi) \cos \gamma(\xi) \quad \gamma(0) = 0 \quad \gamma'(L - \bar{s}) = 0 \quad (4.7)$$

Moreover, γ is increasing in $I_{\bar{s}}$ and its range is contained in $[0, \frac{\pi}{2}]$. Therefore, recalling Proposition 2, $\gamma(\xi)$ corresponds to the (unique) absolute minimum of the energy functional when the length of the *Elastica* is equal to $L - \bar{s}$, which completes the proof. □

As an internal consistency check of the numerical tools employed, we plotted a superposition between the curled stable solution and the absolute minimum solution of suitable reduced length (and rotated) in Fig. 11.

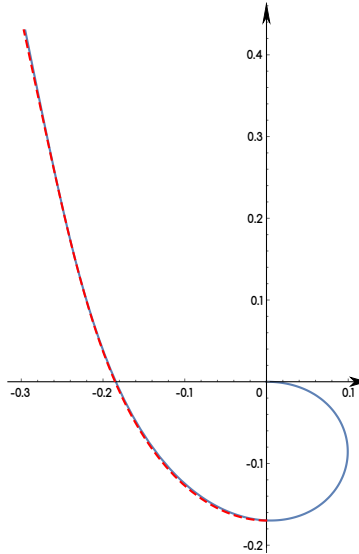


Figure 11: Superposition of the curled stable solution (continuous line) and the absolute minimum solution (dashed line).

5. Results on stability for two classes of solutions

Let us recall the second variation of the energy functional E :

$$\mathcal{V} = \int_0^1 [(h')^2 + b(1-s)\sin\theta(s)h^2]ds \quad (4.8)$$

We start by proving the following result, which can be applicable for solutions θ (possibly different from the local/global minimizers analyzed in the previous sections) such that $\sin\theta$ is positive in a neighborhood of 1.

Proposition 11. *Let $\theta(s)$ be a stationary point for E for a given b . If there exists $\lambda \in (0, 1)$ such that $\sin\theta$ is non negative in $[\lambda, 1]$, then \mathcal{V} is positive if $b < \frac{\pi^2}{2\lambda^3(2-\lambda)}$*

Proof. Since $\mathcal{V}[h] = \mathcal{V}[|h|]$, we can limit ourselves to variations that are non negative.

We can suppose that $\sin \theta$ is negative in the whole interval $(0, \lambda)$, as if not \mathcal{V} will be increased by replacing $\sin \theta$ with $-\sin \theta$ on the subsets of $(0, \lambda)$ in which it is negative.

The stability of the solution θ is then equivalent to

$$\int_0^1 (h')^2 ds + b \int_\lambda^1 (1-s) \sin \theta(s) h^2 ds > b \int_0^\lambda (1-s) |\sin \theta(s)| h^2 ds \quad (4.9)$$

which holds if so does

$$\int_0^\lambda (h')^2 ds > b \int_0^\lambda (1-s) h^2 ds \quad (4.10)$$

Before proceeding, let us prove the following

Lemma 3. *Without losing generality, we can establish (4.10) only for variations h for which there exists a C^0 non decreasing representative.*

Proof. Let us suppose that h has a C^0 representative (which we for simplicity will also denote by h) that decreases in a sub-interval (α, β) of $(0, \lambda)$. We can then define $\bar{h} \in C^0$ as

$$\bar{h} := \begin{cases} h & \forall s \in (0, \alpha) \\ 2h(\alpha) - h(s) & \forall s \in (\alpha, \beta) \\ h(s) + 2[h(\alpha) - h(\beta)] & \forall s \in (\beta, \lambda) \end{cases} \quad (4.11)$$

It is easily seen that $\bar{h} \in H^1$ and that it is non negative and non decreasing in (α, β) . This implies that, for $s \in (\alpha, \beta)$,

$$\bar{h}^2(s) = 4[h(\alpha)]^2 + h^2(s) - 4h(\alpha)h(s) \geq h^2(s) \quad (4.12)$$

and since obviously $\bar{h}' = h'$, one gets

$$\int_\alpha^\beta (\bar{h}')^2 ds > b \int_\alpha^\beta (1-s) \bar{h}^2 ds \implies \int_\alpha^\beta (h')^2 ds > b \int_\alpha^\beta (1-s) h^2 ds \quad (4.13)$$

from which, observing that $\bar{h} \geq h$ in (β, λ) and that piecewise monotonic functions are dense in H^1 , the thesis follows.

□

We can now complete the proof of Proposition 11. For H^1 functions h that vanish in only one of the extrema of a real interval, a weak version of Poincaré inequality holds¹, namely there exists C such that

$$\|h\|_{L^p(0,\lambda)} \leq C \|h'\|_{L^p(0,\lambda)} \quad (4.14)$$

which, for $p = 2$ provides

$$\left(\int_0^\lambda h^2 ds \right)^{\frac{1}{2}} \leq C \left(\int_0^\lambda (h')^2 ds \right)^{\frac{1}{2}} \quad (4.15)$$

where $\frac{2\lambda}{\pi}$ is the optimal value for the constant². We have thus

$$\int_0^\lambda h^2 ds \leq \frac{4l^2}{\pi^2} \int_0^\lambda (h')^2 ds \quad (4.16)$$

Therefore, (4.10) holds if so does

$$\frac{\pi^2}{4\lambda^2} \int_0^\lambda h^2 ds > b \int_0^\lambda (1-s)h^2 ds \quad (4.17)$$

Since $1-s$ is decreasing, and recalling that h is non decreasing, by Chebyshev's integral inequality we have

$$\int_0^\lambda (1-s)h^2 ds \leq \int_0^\lambda (1-s) ds \int_0^\lambda h^2 ds \quad (4.18)$$

Therefore, (4.17) holds if

$$\frac{\pi^2}{4\lambda^2} \int_0^\lambda h^2 ds > b \int_0^\lambda (1-s) ds \int_0^\lambda h^2 ds \quad (4.19)$$

Solving the previous inequality with respect to b , we get

$$b < \frac{\pi^2}{4\lambda^2} \left(\lambda - \frac{\lambda^2}{2} \right)^{-1} = \frac{\pi^2}{2\lambda^3(2-\lambda)} \quad (4.20)$$

which completes the proof.

¹This is easily seen applying the classical Poincaré inequality to $\tilde{h}(x) := h(x)$ for $x \in [0, \lambda]$ and $h(2\lambda - x)$ for $x \in (\lambda, 2\lambda]$.

²The optimal Poincaré constant would be simply $\frac{\lambda}{\pi}$ for functions vanishing in both extrema of the interval.

□

We want now to establish a check on instability. Let θ be a stationary point for \mathcal{E} . We will prove the following

Proposition 12. *Let us suppose that there exist λ, μ, ν such that $0 < \lambda < \mu < \nu < 1$, and that $\sin \theta > 0$ in $(0, \lambda)$ and $\sin \theta < 0$ in (μ, ν) . Then θ is not a minimizer for E if³*

$$b > \frac{12}{\lambda(3\lambda^2 - 16\lambda + 12) \int_{\mu}^{\nu} |\sin \theta| ds}$$

Proof. We consider a variation $\bar{h}(s)$ defined as:

$$\bar{h} := \begin{cases} \frac{M}{\lambda} s & \forall s \in (0, \lambda) \\ M & \forall s \in (\lambda, 1) \end{cases} \quad (4.21)$$

Let us compute \mathcal{V} for this variation⁴

$$\mathcal{V}[\bar{h}] = \frac{M^2}{\lambda} + b \left(\frac{M}{\lambda} \right)^2 \int_0^{\lambda} s^2 (1-s) \sin \theta ds + bM^2 \int_{\lambda}^1 (1-s) \sin \theta ds \quad (4.22)$$

Recalling the hypotheses on the sign of $\sin \theta$, \mathcal{V} is negative if

$$\frac{M^2}{\lambda} + b \left(\frac{M}{\lambda} \right)^2 \int_0^{\lambda} s^2 (1-s) ds < bM^2 \int_{\mu}^{\nu} (1-s) |\sin \theta| ds \quad (4.23)$$

that is

$$\frac{M^2}{\lambda} + bM^2 \left(\frac{\lambda}{3} - \frac{\lambda^2}{4} \right) < bM^2 \int_{\mu}^{\nu} (1-s) |\sin \theta| ds \quad (4.24)$$

which holds if so does

$$\frac{1}{\lambda} + b \left(\frac{\lambda}{3} - \frac{\lambda^2}{4} \right) < b(1-\lambda) \int_{\mu}^{\nu} |\sin \theta| ds \quad (4.25)$$

³It is actually easy to get rid of μ and obtain a similar result supposing that $\sin \theta$ simply changes its sign at ν ; however, we prefer the current formulation in order to be able to apply the inequality when the zero of $\sin \theta$ is known with an error (that can be controlled).

⁴We will see that the inequality is not depending on the value M .

Solving for b , one gets

$$b > \frac{12}{\lambda(3\lambda^2 - 16\lambda + 12) \int_{\mu}^{\nu} |\sin \theta| ds} \quad (4.26)$$

□

We remark that the right hand side of this inequality involves a function depending on b . In this case, contrarily to the previous one, in order to apply the check one needs not only to know the behavior of the sign of $\sin \theta$, but also an estimate of the integral of its negative part.

6. Some numerical results

The previous results can be applied to check the stability character of a stationary point θ , when they are not obtained as local/global minimizers. We will apply them in particular to a solution only found numerically, which will be described below.

To solve numerically the boundary value problem (2.2), (2.3) and (2.4) we used a standard shooting technique. Specifically, we first solved a set S of initial value problems with suitably parametrized initial data, i.e. the problem given by (2.2), (2.4) and $\theta'(0) = K$. Next we searched for the solution of the boundary value problem among the solutions of S . The non linear second order Cauchy problem has been solved using the built in function of *Mathematica* `NDSolve` for the numerical solution of differential equations. This function can use different methods for solving differential equations, but basically all of them employ an adaptive step size in order to stay within a certain error range. The method for the solution is automatically chosen taking into account different properties of the problem, but it is mainly based on the evaluation of its stiffness. `NDSolve` returns a function interpolating the values evaluated at the extrema of the steps. Parameterizing the Cauchy problem with respect to $\theta'(0) = K$, with $-40 \leq K \leq 40$, we have determined the values $\theta'(1, K, b)$. The error on these values depends of course on the step size chosen for K . Specifically, by means of the option `AccuracyGoal` of package `NDSolve`, we can control the desired final output up to an (adimensional) absolute error chosen *a priori* (we selected 10^{-8}); this was done for the estimate

of all the quantities involved in the numerical check of the inequalities, i.e. θ , $\sin \theta$ and $\int \sin \theta$.

With $b = 60$, numerical simulations show that there is a solution $\bar{\theta}(s)$ such that $\sin \bar{\theta}$ is non negative in $[0.3, 1]$, with an error (see above) sufficiently small to comfortably allow certainty on the sign at the left extremum of the interval. Since $\bar{\theta}$ appears in this case to be everywhere negative, the previous Proposition 9 tells us that the solution can be a local minimizer. Indeed, since in this case $\frac{\pi^2}{2\lambda^3(2-\lambda)} \approx 107.5$, Proposition 11 implies then that this is a stable configuration of the *Elastica* (not belonging to the primary branch).

The graph of $\sin \bar{\theta}$ is shown in figure 12.

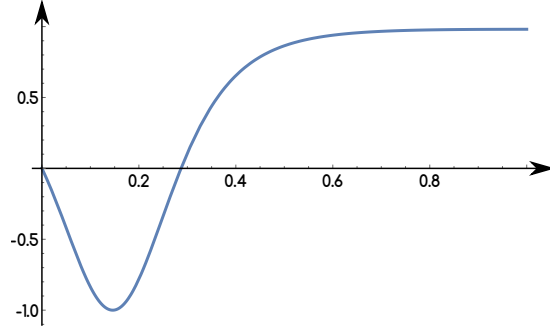


Figure 12: Graph of $\sin \bar{\theta}$ (stationary point for $b = 60$)

With the same value $b = 60$, another solution $\hat{\theta}(s)$ is numerically found, and simulations show that $\sin \hat{\theta}$ is positive in $(0, 0.11)$ and negative in $(0.14, 0.5)$ with an error (see above) sufficiently small to comfortably allow certainty on the sign at the extrema of the intervals (notice that in this case Proposition 9 is not applicable because the solution is not everywhere negative). Numerical results show that $\int_{0.14}^{0.55} |\sin \hat{\theta}(s)| ds$ is not smaller than 0.2. Since in this case the right hand side of the inequality (4.26) is ≈ 53.25 , this means, by the previous Proposition 12, that this solution is not stable.

The graph of $\sin \hat{\theta}$ and of $\int_0^s \sin \hat{\theta} ds$ are shown in Figs. 13 and 14.

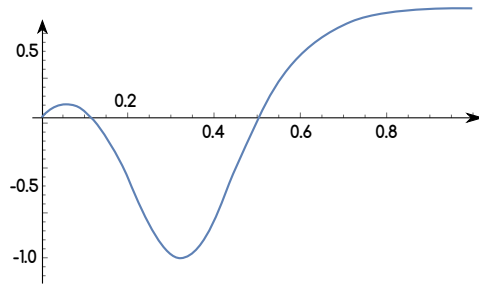


Figure 13: Graph of $\sin \hat{\theta}$ (stationary point for $b = 60$)

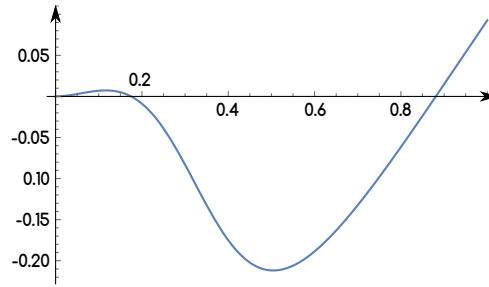


Figure 14: Graph of $\int_0^s \sin \hat{\theta} ds$

Summarizing, with $b = 60$ (above the value $b \approx 41$ given in Fig.6) we have numerical evidence of three solutions, two of which stable and one unstable.

The plot of the deformed shapes of the *Elastica* relative to the three solutions $\bar{\theta}$, $\hat{\theta}$ and $\tilde{\theta}$ are shown in Figs. 15, 16 and 17.

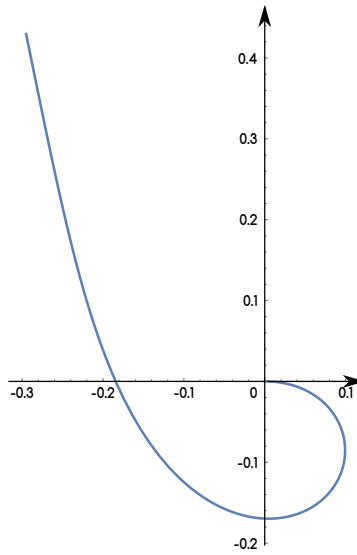


Figure 15: Deformed shape of the *Elastica* corresponding to $\bar{\theta}$

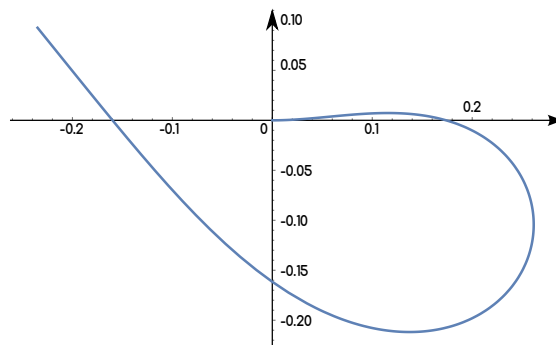


Figure 16: Deformed shape of the *Elastica* corresponding to $\hat{\theta}$

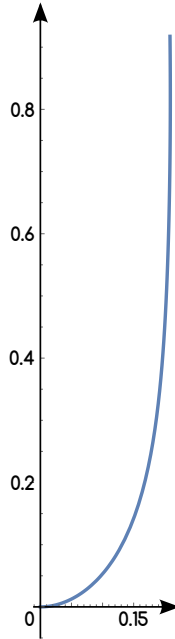


Figure 17: Deformed shape of the *Elastica* corresponding to $\tilde{\theta}$

7. Conclusions

Direct method of calculus of variations provides a natural tool for the analysis of the classical problem of the *Elastica* in the large deformation posed by Euler in 1744. In the present paper, we applied direct method to establish the existence of global and local minimizers of a clamped *Elastica* subjected to uniformly distributed load. We also gave sufficient conditions for stability or instability of particular classes of stationary configurations. In particular, we proved that some equilibrium configurations found by means of numerical simulations are unstable if they exist. It seems to us that structural mechanics could significantly benefit from a wider application of the aforementioned theoretical tools.

Several new questions have been opened within the present research, the final objective being the full characterization of the equilibria of *Elastica* in large deformation under a distributed load.

Acknowledgements. We thank M. Ponsiglione for useful discussions.

References

- [1] Abali, B. E., Mller, W. H., & Eremeyev, V. A. (2015). Strain gradient elasticity with geometric nonlinearities and its computational evaluation. *Mechanics of Advanced Materials and Modern Processes*, 1(1), 1.
- [2] Alibert, J. J., Seppecher, P., & dell’Isola, F. (2003). Truss modular beams with deformation energy depending on higher displacement gradients. *Mathematics and Mechanics of Solids*, 8(1), 51-73.
- [3] Antman, S. S. *Nonlinear Problems of Elasticity*, Springer, 1995.
- [4] Bernoulli, D.. The 26th letter to Euler. In *Correspondence Mathmatique et Physique*, volume 2. P. H. Fuss, October 1742.
- [5] Bernoulli, J. Quadratura curvae, e cujus evolutione describitur inflexae laminae curvatura. *Die Werke von Jakob Bernoulli*, 223-227.
- [6] Max Born. *Untersuchungen uber die Stabilitat der elastischen Linie in Ebene und Raum, under verschiedenen Grenzbedingungen*. PhD thesis, University of Gottingen, 1906.
- [7] Dacorogna, B. (2007). *Direct methods in the calculus of variations (Vol. 78)*. Springer Science & Business Media.
- [8] dell’Isola, F., Giorgio, I., Pawlikowski, M., and Rizzi, N. L. (2016, January). Large deformations of planar extensible beams and pantographic lattices: heuristic homogenization, experimental and numerical examples of equilibrium. In *Proc. R. Soc. A (Vol. 472, No. 2185, p. 20150790)*. The Royal Society.
- [9] dell’Isola, F., Steigmann, D., & Della Corte, A. (2016). Synthesis of Fibrous Complex Structures: Designing Microstructure to Deliver Targeted Macroscale Response. *Applied Mechanics Reviews*, 67(6), 21-pages.
- [10] dell’Isola, F., Lekszycki, T., Pawlikowski, M., Grygoruk, R., & Greco, L. (2015). Designing a light fabric metamaterial being highly macroscopically tough

- under directional extension: first experimental evidence. *Zeitschrift für angewandte Mathematik und Physik*, 66(6), 3473-3498.
- [11] Fonseca, I., & Leoni, G. (2007). *Modern Methods in the Calculus of Variations: L^p Spaces*. Springer Science & Business Media.
- [12] Bisshopp, K. E., & Drucker, D. C. (1945). Large deflection of cantilever beams. *Quarterly of Applied Mathematics*, 3(3), 272-275.
- [13] Leonhard Euler. *Methodus inveniendi lineas curvas maximi minimive proprietate gaudentes, sive solutio problematis isoperimetrici lattissimo sensu accepti*, chapter Additamentum 1. eulerarchive.org E065, 1744.
- [14] Evans, L. C. *Partial differential equations*, The American Mathematical Society, 2010.
- [15] Faulkner, M. G., Lipsett, A. W., & Tam, V. (1993). On the use of a segmental shooting technique for multiple solutions of planar elastica problems. *Computer methods in applied mechanics and engineering*, 110(3-4), 221-236.
- [16] Fertis, D. G. (2006). *Nonlinear structural engineering*. Springer-Verlag Berlin Heidelberg.
- [17] Forest, S., & Sievert, R. (2006). Nonlinear microstrain theories. *International Journal of Solids and Structures*, 43(24), 7224-7245.
- [18] Fried, I. (1981). Stability and equilibrium of the straight and curved elastica-finite element computation. *Computer Methods in Applied Mechanics and Engineering*, 28(1), 49-61.
- [19] Germain, P. (1973). The method of virtual power in continuum mechanics. Part 2: Microstructure. *SIAM Journal on Applied Mathematics*, 25(3), 556-575.
- [20] Jackson, L. K. (1968). Subfunctions and second-order ordinary differential inequalities. *Advances in Mathematics*, 2(3), 307-363.
- [21] Kudrila, Andrew J.; Zabrankin, Michael. *Convex functional analysis*. Springer Science & Business Media, 2006.

- [22] Ladevèze, P. (2012). Nonlinear computational structural mechanics: new approaches and non-incremental methods of calculation. Springer Science & Business Media. ISO 690
- [23] Lagrange, J. L. Mécanique analytique (Vol. 1-2), Mallet-Bachelier, 1853.
- [24] Milton, G. W. (2013). Adaptable nonlinear bimode metamaterials using rigid bars, pivots, and actuators. *Journal of the Mechanics and Physics of Solids*, 61(7), 1561-1568.
- [25] Mindlin, R. D., & Eshel, N. N. (1968). On first strain-gradient theories in linear elasticity. *International Journal of Solids and Structures*, 4(1), 109-124.
- [26] Mora, M. G., & Müller, S. (2004). A nonlinear model for inextensible rods as a low energy Γ -limit of three-dimensional nonlinear elasticity. In *Annales de l'IHP Analyse non linéaire* (Vol. 21, No. 3, pp. 271-293).
- [27] Pideri, C., & Seppecher, P. (1997). A second gradient material resulting from the homogenization of an heterogeneous linear elastic medium. *Continuum Mechanics and Thermodynamics*, 9(5), 241-257.
- [28] Pideri, C., & Seppecher, P. (2006). Asymptotics of a non-planar rod in nonlinear elasticity. *Asymptotic Analysis*, 48(1, 2), 33-54.
- [29] Pipkin, A. C. (1981). Plane traction problems for inextensible networks. *The Quarterly Journal of Mechanics and Applied Mathematics*, 34(4), 415-429.
- [30] Raboud, D. W., Faulkner, M. G., & Lipsett, A. W. (1996). Multiple three-dimensional equilibrium solutions for cantilever beams loaded by dead tip and uniform distributed loads. *International journal of non-linear mechanics*, 31(3), 297-311.
- [31] Rivlin, R. S. (1997). Networks of inextensible cords. In *Collected Papers of RS Rivlin* (pp. 566-579). Springer New York.
- [32] Scerrato, D., Giorgio, I., & Rizzi, N. L. (2016). Three-dimensional instabilities of pantographic sheets with parabolic lattices: numerical investigations. *Zeitschrift für angewandte Mathematik und Physik*, 67(3), 1-19.

- [33] Sullivan, D. Combinatorial invariants of analytic spaces. Proceedings of Liverpool Singularities Symposium I, p. 165. Berlin: Springer (1971).
- [34] Tonelli L., Opere scelte, Vol. II: Calcolo delle variazioni, Edizioni Cremonese, Roma, 1961.
- [35] Turco, E., dell'Isola, F., Cazzani, A., & Rizzi, N. L. (2016). Hencky-type discrete model for pantographic structures: numerical comparison with second gradient continuum models. *Zeitschrift für angewandte Mathematik und Physik*, 67(4), 1-28.