

Brick by Brick Computation of the Gibbs Free Energy of Reaction in Solution Using Quantum Chemistry and COSMO-RS

Arnim Hellweg and Frank Eckert

COSMOlogic GmbH & Co. KG, Imbacher Weg 46, D-51379 Leverkusen, Germany

(Dated: October 9, 2021)

The computational modelling of reactions is simple in theory but can be quite tricky in practice. This article aims at the purpose of providing an assistance to a proper way of describing reactions theoretically and provides rough guidelines to the computational methods involved.

Reactions in liquid phase chemical equilibrium can be described theoretically in terms of the Gibbs free energy of reaction. This property can be divided into a sum of three disjunct terms, namely the gas phase reaction energy, the finite temperature contribution to the Gibbs free energy, and the Gibbs free energy of solvation. The three contributions to the Gibbs free energy of reaction can be computed separately, using different theoretico-chemical calculation methods. While some of these terms can be obtained reliably by computationally cheap methods, for others a high level of theory is required to obtain predictions of quantitative quality.

In order to propose workflows which can strike the balance between accuracy and computational cost, a number of benchmarks assessing the precision of different levels of theory is given.

As an illustrative example, the low-temperature hydrogenation reaction of acetaldehyde to ethanol in solvent toluene is shown.

I. INTRODUCTION

In chemical reactions the change of the Gibbs free energy and thereby the equilibrium constants determines in which direction the reaction is driven. The knowledge of its amount and sign can be helpful for a better understanding of reactions in general, as well as for the analysis of reaction pathways and process optimization.^{1,2} With the power of modern computers and well-established computational procedures, chemical equilibria nowadays can be computed routinely. Nevertheless, an open question that often remains is how well a chemical reaction can be predicted without the use of experimental data, and what effects and contributions need to be taken into account.

What makes this question complicated is the plain fact that actual real-life reactions take place at finite temperatures and quite regularly in solution. The correct description of these conditions calls for appropriate contributions to be included in the theoretical/computational description of a reaction. Reactions in solution typically are treated in terms of a thermodynamical cycle, which computes the free energy contributions of all reacting species separately in the gas phase and in solution (see below). The connection of the gaseous and liquid phase in the thermodynamical cycle is described in terms of the compounds free energy of solvation ΔG_{solv} . The other free energy contributions used in the thermodynamic cycle are: the reaction energy in the gas phase ΔE_{gas} , and the thermodynamics (finite temperature) contribution ΔG_{therm} , which stems from rotational, translational, and vibrational degrees of freedom of the molecules involved.

The calculation of ΔE_{gas} , the reaction energy in the gas phase, is rather straightforward. It is just the energy difference of the gas phase electronic energies of the product compounds and the reactant compounds. These can be computed by *ab initio* quantum mechanics for

isolated molecules at zero Kelvin. In principle, the accuracy of this property is limited by the size of the involved molecules only, as the size determines the level of theory that can be applied to approximate the quantum mechanical Schrödinger equation of the molecule. The level of theory means the combination of the quantum chemical method and the basis set. Both are approximations that can be used as parameters for improvement.^{3,4}

The finite temperature contribution to the Gibbs free energy ΔG_{therm} can also be determined from *ab initio* quantum mechanics. Typically, the harmonic oscillator and ideal gas approximations are applied to obtain molar thermodynamic functions.⁵

While the prediction of gas phase reaction energies is a field where first principles quantum mechanics methods are applied,^{6,7} the computational prediction of the Gibbs free energy of solvation ΔG_{solv} usually is done with (semi-) empirical methods based on heuristic assumptions or regressions. Among the prediction methods used are molecular mechanic force fields in molecular dynamic (MD) or Monte Carlo (MC) simulations, quantitative structure-property relationships (QSPR), COSMO-RS, group contribution methods, or neural networks (for an overview and classification of such methods see Ref. 8 and references therein).

Thus, for the prediction of the overall Gibbs free energy of reaction in solution, methods from both worlds - first principles quantum mechanics and more-or-less empirical prediction methods - have to be combined. It has to be made sure that the expectable accuracies of the different prediction methods used in such a process are somewhat balanced, and that no errors are propagated in the course of the computations. Clearly, this task can be quite challenging for a user common to only one (or neither) of these worlds. This manuscript tries to be a rough guide to these worlds as it tries to clarify some of the confusion that can arise about different *ab initio*

methods or about the different ways to compute and add solvation effects.

II. COMPUTATIONAL PROCEDURES

In this study we used the TURBOMOLE version 7.0⁹ program package for the *ab initio* quantum me-

chanics calculations, and the COSMOtherm version C30-1701 implementation¹⁰ of the COSMO-RS solvation model¹¹⁻¹³ to obtain the free energy of solvation ΔG_{solv} of all reactant and product species involved in the reaction.

The thermodynamic cycle describing a bimolecular reaction in solution can be sketched like this:



The free energy contributions ΔE_{gas} , ΔG_{therm} , and ΔG_{solv} of the reactant species A, B, and product C, depend on the properties of the reactants and the products. Each one has to be computed independently on the same level of theory. This way the resulting ΔG and ΔE energy differences are additive.

$$\Delta E_{gas} = E_{gas}(C) - (E_{gas}(A) + E_{gas}(B)) \quad (1)$$

$$\Delta G_{therm} = G_{therm}(C) - (G_{therm}(A) + G_{therm}(B)) \quad (2)$$

Thus, the full cycle can be divided into three autonomous steps, for which different levels of theory can be applied.

Quantum chemical gas phase energy ΔE_{gas}

In order to obtain electronic energies from quantum mechanics, it is crucial to have a valid structure (3D-geometry) of the molecules. In the best and most well-defined case, the energy is the one of the minimum energy structure from an geometry optimization obtained on the same level of theory. However, optimizations on accurate levels may become computationally expensive, while the structural improvements compared to optimizations on more economic quantum mechanics levels are often small. Due to this observation, it is common practice to combine optimizations on low-cost levels with a single-point calculation on an accurate level.

Thermodynamic Gibbs free energy ΔG_{therm}

For the computation of ΔG_{therm} of a molecule, its structure has to be optimized and the vibrational frequencies have to be evaluated. These calculations have to be performed on the same level of theory, as vibrational frequencies are only defined at stationary points (i.e. global or local minima, or saddle points on the

molecules potential energy surface). The evaluation of vibrational frequencies is computationally quite demanding, but fortunately, low-cost methods already yield results of sufficient quality (see below).

Free energy of solvation ΔG_{solv}

Solvation free energies can be computed with the COSMO-RS solvation model. They can be added individually to each component of the cycle. COSMO-RS is a prediction method for thermodynamic properties of liquids that is based on surface charge descriptors as provided by quantum mechanics calculations, but also involves a small number of fitted parameters specific to the quantum mechanics level used.¹¹⁻¹³ See below for more details on COSMO-RS.

Generally, it is not necessary to use the same computational level for the COSMO-RS calculation of ΔG_{solv} and the *ab initio* quantum mechanics level used for E_{gas} and G_{therm} . As COSMO-RS is adjusted to specific quantum mechanics levels it is sufficient to use computationally cheap density functional (DFT) methods. The application of COSMO-RS in chemical and engineering thermodynamics (e.g. prediction of binary VLE or LLE data, activity coefficients in solution, or vapor pressures) and particularly in reaction modeling typically requires a high quality of property predictions of mixtures of small to medium sized molecules (up to 25 non-hydrogen atoms). The specific methods used in COSMO-RS were chosen according to the prediction quality of the surface charge descriptors used in COSMO-RS. Currently three levels are commonly used and suitable for the purpose of ΔG_{solv} prediction in reaction modeling (see below for definitions of the quantum mechanics levels and basis sets used):

BP-TZVP¹¹: This level is considered to one of the two "high quality" working levels currently offered in COSMO-RS. It uses a COSMO charge surface calculation on a geometry optimized on BP DFT with def-TZVP basis set. The BP-TZVP level is available

in several quantum mechanics program suites, such as TURBOMOLE⁹, Gaussian¹⁴, GAMESS¹⁵, ORCA¹⁶, MOLPRO¹⁷, Q-Chem¹⁸, and some more.

DMOL3-PBE^{12,13}: This level is considered to one of the two "high quality" working levels currently offered in COSMO-RS. It uses surface charge of a PBE DFT optimized structures with numerical DNP basis set. The DMOL3-PBE level is available in the DMOL3¹⁹ quantum mechanics program.

BP-TZVPD-FINE²⁰: This level is considered to be the "best quality" calculation method that is currently offered in COSMO-RS. It uses a single-point COSMO surface charge calculation on BP DFT with def2-TZVPD basis set and a smooth radii-based isosurface cavity, which is done upon a geometry optimized on BP DFT with def-TZVP basis set and COSMO. The BP-TZVPD-FINE level currently is available in the TURBOMOLE⁹ quantum mechanics program.

As the BP-TZVPD-FINE level currently is considered to be the best quality method available within COSMO-RS. It is highly recommended to use this level for all predictions of ΔG_{solv} .

Free energy of reaction in solution ΔG_{solv}

The Gibbs free energy for a reaction in solution can be written

$$\Delta G_{solv} = \Delta E_{gas} + \Delta G_{therm} + \Delta G_{solv}. \quad (3)$$

Each of the three contributions or bricks needed can be decomposed into the time-critical quantum chemical steps, denoted as QM levels the Eqs. (4, 5, 6). Optional levels are given in parentheses.

$$\Delta E_{gas} \subseteq \underbrace{\{\text{geometry optimization}\}}_{\text{QM level 1 gas}} \underbrace{\{(\text{single point energy})\}}_{\text{QM level 2 gas}} \quad (4)$$

$$\Delta G_{therm} \subseteq \underbrace{\{\text{geometry optimization, frequencies}\}}_{\text{QM level 3 gas}} \text{, thermochemistry} \quad (5)$$

$$\Delta G_{solv} \subseteq \underbrace{\{\text{geometry optimization}\}}_{\text{QM level 4 gas and COSMO}} \underbrace{\{(\text{single point energy})\}}_{\text{QM level 5 gas and COSMO}} \text{, COSMO-RS} \quad (6)$$

III. METHODS

Quantum Chemical Methods

Quantum mechanics is a real zoo of methods. We restrict us here to single-reference methods from the fields of *ab initio* wave function theory (WFT) and of density functional theory (DFT).

As WFT methods we used Hartree-Fock (HF), second-order Møller-Plesset perturbation theory (MP2), spin-component scaled MP2 (SCS-MP2), coupled-cluster singles-and-doubles (CCSD), and CCSD with a perturbative correction for connected triples (CCSD(T)). With these methods systematic improvements are possible,³ but they are only applicable, if the HF reference wave function is a good approximation. CCSD is considerably more expensive than MP2 but quite regularly not superior for certain properties. In particular, geometries and reaction energies are usually better on MP2 level. The SCS-MP2 approach is not fully *ab initio* as it includes two empirical parameters. However, it often performs better

than regular MP2 at the same computational costs. It can be recommended to use it in standard applications.²¹

For the DFT studies we used density functionals of different classes. As prototype for functionals in the generalized gradient approximation (GGA) BP,^{22,23} and PBE²⁴ were applied, for hybrid-GGA (HGGA) B3LYP,²⁵ and PBE0²⁶, for meta-GGA (MGGA) TPSS,²⁷ and M06-L²⁸, for hybrid-MGGA (HMGGA) M06,²⁹ and PW6B95³⁰, and for GGA plus dispersion correction with Becke-Johnson (BJ) damping³¹ (GGA-D3(BJ)) B97-D.³²

The pure GGA functionals like BP, PBE, or B97-D are nearly linear scaling and by far the fastest methods if they are combined with the MARI-J approximation³³. The BP and PBE functionals hold almost no empirical assumptions, are very robust, and usually perform well over the whole of the periodic system of elements. Augmenting DFT with the empirical dispersion corrections by Grimme³¹ comes at no additional computational cost. In connection with the functional B97-D good geometries can be obtained, in particular for larger molecules.³² The B3LYP hybrid functional is extremely popular among

chemists. It is well-known for yielding very good results for geometries of organic molecules.³⁴ The PBE0 functional is often a good choice for transition barrier height as well as for excited state calculations.³⁵ TPSS and M06-L are computationally only slightly more demanding than pure GGAs. They are known to give good results for metals, transition metals, and inorganic systems.³⁶ M06 includes non-covalent interactions and was developed for main group and transition metal thermochemistry or organometallics.²⁹ The PW6B95 functional often is a top performer for geometries, reaction energies, and thermochemistry in benchmarks of organic and main group chemistry.³⁷ There are literally tons of papers available that try to assess the performance of density functionals, and many people have very strict opinions about it. One should keep in mind that it could very well be, that there is no functional that works in every case. So, applying an older, well-established functional in a new investigation could yield in less surprises than a very recent, but not fully tested one.

Basis Sets

Basis sets for quantum mechanics calculations are another zoo. We restrict ourselves here to the Karlsruhe segmented contracted Gaussian basis sets of Ahlrichs and co-workers. Popular other choices could be the Pople-style basis sets³⁸⁻⁴¹ or the series of Dunning and co-workers.⁴²⁻⁴⁵

The applied basis set are of split-valence (SV), triple- ζ (TZV), and quadruple- ζ (QZV) valence qualities.⁴⁶⁻⁴⁹ These classes are optimized for a certain quality throughout the periodic table. A suffix P means polarized and PP heavily polarized. The def- or def2- prefixes are used to distinguish which effective core potentials (ECPs) are applied to elements from Rb to Rn. The more recent def2-sets also have some improved polarization functions. For QZVPP the def and def2 are equal. Additional diffuse basis functions are needed for computations involving anions (e.g. the prediction pK_a values), or molecular properties related to electron densities that are not localized in the valence region. Diffuse basis functions are denoted by suffix D.

The resolution-of-the-identity (RI) approximation is used for the SCF^{33,50-53} as well as the MP2 and coupled-cluster calculations.^{53,54} The exploitation of the RI approximation reduces the computational costs by an order of magnitude without the loss of accuracy, but it requires additional so-called auxiliary or fitting basis sets.⁵⁴⁻⁵⁸

In general, DFT is less susceptible to the choice of basis sets than WFT. Nevertheless choosing appropriate basis sets from the beginning reduces the risk of both-ering with inconsistencies and inexplicable artifacts later on. In DFT studies basis set of already SV quality often yield good results for structures, for an energetic assessment TZV quality should be used. In WFT studies basis below TZV quality should only be used for preliminary,

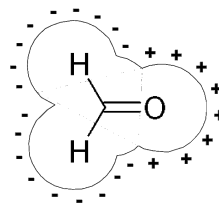


FIG. 1: Thumb-sketch on a cavity for quantum chemical continuum solvation models.

explorational investigations. When in doubt, it may be useful to check if basis set convergence is reached: simply try to use the next larger basis set in the calculation and check if the deviations of the target property vanishes for the different basis set levels. Sometimes a reduced-size model system might be needed, if the calculation gets too demanding for the actual molecule in question.

In the present study, we applied DFT fine grids (m4 in TURBOMOLE notation) and tight convergence criteria, except for the COSMO calculations where we used the default settings.

Solvation Models

In this work we are only considering the COSMO-RS method as prediction tool for the free energy of solvation ΔG_{solv} . COSMO-RS is a theory of interacting molecular surfaces as computed by quantum mechanics methods. COSMO-RS combines an electrostatic theory of locally interacting molecular surface descriptors (which are available from QM calculations) with a statistical thermodynamics methodology.

The quantum chemical basis of COSMO-RS is COSMO, the CONductor-like Screening MOdel,⁵⁹ which belongs to the class of quantum chemical continuum solvation models (CSMs). In general, basic quantum chemical methodology describes isolated molecules at a temperature of $T=0$ K, allowing a realistic description only for molecules in vacuum or in the gas phase. CSMs are an extension of the basic QM methods towards the description of liquid phases. CSMs describe a molecule in solution through a quantum chemical calculation of the solute molecule with an approximate representation of the surrounding solvent as a continuum. Either by solution of the dielectric boundary condition or by solution of the Poisson-Boltzmann equation, the solute is treated as if embedded in a dielectric medium via a molecular surface or cavity that is constructed around the molecule. In Fig. 1 an example of a cavity is sketched. Hereby, normally the macroscopic dielectric constant of the solvent is used. COSMO is a quite popular model based on a slight approximation, which in comparison to other CSMs achieves superior efficiency and robustness of the computational methodology. The COSMO model is available in many quantum chemistry program pack-

ages such as TURBOMOLE⁹, Gaussian¹⁴, GAMESS¹⁵, ORCA¹⁶, MOLPRO¹⁷, and Q-Chem¹⁸. However, as has been shown elsewhere,⁶⁰ that the continuum description of CSMs is based on an erroneous physical concept. In addition, concepts of temperature and mixture are missing in CSMs.

COSMO-RS, the COSMO theory for "real solvents"^{11–13,15} goes far beyond simple CSMs in that it integrates concepts from quantum chemistry, dielectric continuum models, electrostatic surface interactions and statistical thermodynamics. Still, COSMO-RS is based upon the information that is evaluated by QM-COSMO calculations. Basically QM-COSMO calculations provide a discrete surface around a molecule embedded in a virtual conductor.⁵⁹ Of this surface each segment i is characterized by its area a_i and the screening charge density (SCD) σ_i on this segment. The SCD takes into account the electrostatic screening of the solute molecule by its surrounding (which in a virtual conductor is perfect screening) and the back-polarization of the solute molecule. Within COSMO-RS theory a liquid now is considered an ensemble of closely packed ideally screened molecules. Each piece of the molecular surface is in close contact with another one. Assuming that there still is a conducting surface between the molecules, i.e. that each molecule still is enclosed by a virtual conductor, in a contact area the surface segments of both molecules have net SCDs. In reality there is no conductor between the surface contact areas. Thus an electrostatic interaction arises from the contact of two different SCDs. Hydrogen bonding (HB) can also be described by the two adjacent SCDs. In addition, dispersion interactions are taken into account. The link between the microscopic surface interaction energies and the macroscopic thermodynamic properties of a liquid is provided by statistical thermodynamics. Since in the COSMO-RS view all molecular interactions consist of local pair wise interactions of surface segments, the statistical averaging can be done in the ensemble of interacting surface pieces. Such an ensemble averaging is computationally efficient - especially in comparison to the computationally very demanding molecular dynamics (MD) or Monte Carlo (MC) approaches which require averaging over an ensemble of all possible different arrangements of all molecules in a liquid. To describe the composition of the surface segment ensemble with respect to the interactions (which depend on SCDs only), only the probability distribution of the surface charges has to be known for all compounds i . Please consider the original COSMO-RS theory papers^{11–13,15} for more information on this.

The majority of larger and more complex compounds can be existent in more than one conformation, which means that they have relevant metastable energy minima in addition to the global energy minimum. Fortunately, the conformational ambiguity can be disregarded in many cases for the calculation of chemical potentials and phase equilibria with COSMO-RS. This is the case if the SCDs

of the different conformations are very similar, as e.g. for bond-rotation conformations in alkane chains. In such cases the thermodynamic equilibria are unaffected by the conformational ambiguity, and the compound can be well described by its minimum energy conformation. If however, the polarity of the conformations is very different, in particular if intramolecular hydrogen bond is possible in the molecule, the free energy difference may change strongly between a polar solvent such as water and a non-polar solvent or the gas phase. In this case different molecular conformations have to be taken into account in COSMO-RS. A compound i can be represented by a set of SCDs for the conformers. The population of a conformer j in solvent S is calculated according to the Boltzmann distribution between states of different free energy ($G_j^S = E_j^{COSMO} + \mu_j^S$).

Thus, COSMO-RS is able to compute macroscopic thermodynamic properties of liquids, such as the free energy of solvation ΔG_{solv} , with the help of quantum mechanics derived descriptors. COSMO-RS depends on an extremely small number of adjustable parameters (seven basic parameters plus nine dispersion parameters) some of which are physically predetermined. COSMO-RS parameters are not specific of functional groups or molecule types. The parameters have to be adjusted for the QM-COSMO method that is used as a basis for the COSMO-RS calculations only. Hence, the resulting parametrization is completely general and can be used to predict the properties of almost any imaginable compound mixture or system. In this work the COSMO $therm$ ¹⁰ implementation of COSMO-RS was used to compute all thermodynamic properties relevant to the transition from the quantum mechanical gas phase computation to the liquid phase.

The free energy of solvation ΔG_{solv} for the reference state of 1 bar gas and 1 mol liquid is computed as the difference of COSMO-RS predicted chemical potentials of the given compound i in the gas phase and at infinite dilution in a liquid solvent S :

$$\Delta G_{solv,i} = \mu_i^{S,\infty} - \mu_i^{gas} \quad (7)$$

This ΔG_{solv} in the bar to mol reference frame is the one used in reaction ΔG_{soln} calculations. The free energy of solvation in the more commonly used molar reference state of 1 mol/l gas phase and 1 mol/l liquid phase can be obtained from the above with the help of the solvent density ρ_S , the solvent molar weight MW_S , and the molar volume of the ideal gas V_{IG} .

$$\Delta G_{solv,i} = \mu_i^{S,\infty} - \mu_i^{gas} - RT \ln\left(\frac{\rho_S V_{IG}}{MW_S}\right) \quad (8)$$

A property closely related to ΔG_{solv} is the Henry law coefficient k_H . k_H in turn, can be expressed as product of a compounds infinite dilution activity coefficient $\gamma_i^{S,\infty}$ and its pure compound vapor pressure p_i^0 .

$$\Delta k_H = \{\mu_i^{S,\infty} - \mu_i^{gas}\} RT = \gamma_i^{S,\infty} p_i^0 \quad (9)$$

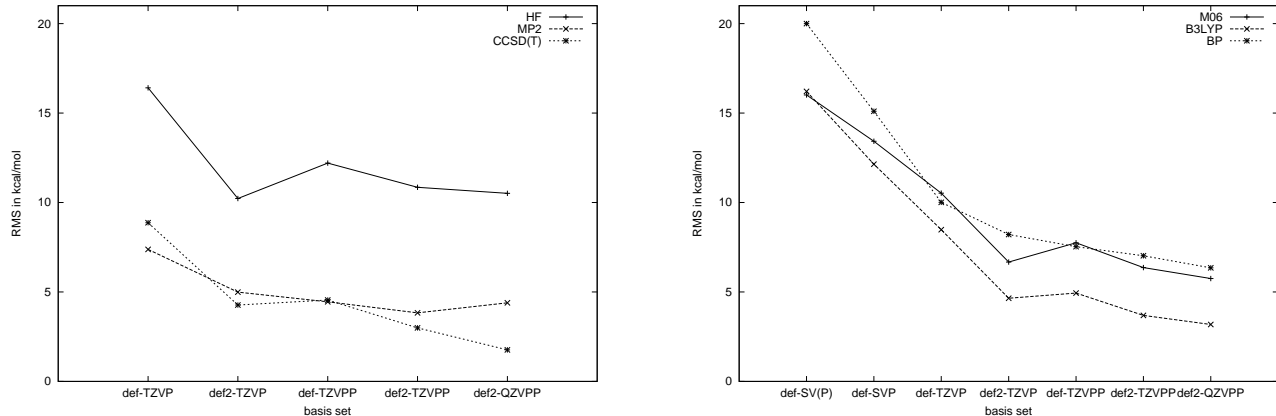


FIG. 2: The basis set convergence of reaction energies ΔE_{gas} of WFT (left) and DFT (right) methods. The RMS error between calculated and experimental values from the GMTKN24/G2RC set is given in kcal/mol.

TABLE I: The RMS error of ΔE_{gas} calculated by electron correlation methods with different basis sets compared to experimental values from the GMTKN24/G2RC set in kcal/mol. With extra. CCSD(T) the values extrapolated by means of Eq. 10 are denoted.

basis set	CCSD(T)	CCSD	SCS-MP2	MP2
def2-QZVPP	1.76	3.83	2.51	4.39
def2-TZVPP	2.99	4.24	2.74	3.83
def-TZVPP	4.55	5.92	3.65	4.45
def2-TZVP	4.27	3.42	4.84	4.99
	extra. CCSD(T)			
def2-QZVPP/def2-TZVPP	1.75			
def2-QZVPP/def-TZVPP	1.72			
def2-QZVPP/def2-TZVP	1.74			

This opens a pathway for a further improvement of the predictions of ΔG_{solv} . Usually COSMO-RS is used to predict both chemical potentials in liquid and in gas $\mu_i^{S,\infty}$ and μ_i^{gas} , corresponding to the prediction of both infinite dilution activity coefficient $\gamma_i^{S,\infty}$ and pure compound vapor pressure p_i^0 . If the pure compound vapor pressure p_i^0 is available experimentally, it is possible to use this experimental value to scale and improve the ΔG_{solv} prediction via Eqs. 9 and 7. Typically, a small to medium improvement of about 0.0 - 0.3 kcal/mol can be achieved by the usage of experimental pure compound vapor pressures in free energy of solvation predictions.

IV. BENCHMARK

We benchmark the three bricks that build up the Gibbs free energy of reaction in solution separately to ensure that the performance of the sum of these is neither biased by error compensation nor error amplification.

A. ΔE_{gas}

Goerigk and Grimme set up the GMTKN24⁷ database, which involves the G2RC subset of 25 experimental values for gas phase reaction energies of selected G2/97⁶¹ small closed-shell molecules. We use this set to assess the accuracy of ΔE_{gas} calculations.

In Fig. 2 the root mean squared (RMS) error of calculated and experimental values in kcal/mol given for different methods and basis sets. The errors of HF are by far the largest and this level of theory can not be recommended for computations, yet it can be interesting to inspect its basis set convergence. A performance difference between the def- and def2-basis set for WFT methods is notable here. The def2-basis performs better due to the improved polarization functions for the elements Al to Ar. On DFT level the effect is less pronounced in this test set, but if heavier elements in connection with ECPs are used, the def2 sets are also expected to give a better description than the def sets.

TABLE II: The RMS error in kcal/mol of ΔE_{gas} for different functionals with def2-TZVP compared to experimental values from the GMTKN24/G2RC set.

	RMS	functional class
BP	8.21	GGA
PBE	9.37	GGA
B3LYP	4.65	HGGA
PBE0	8.70	HGGA
TPSS	10.53	MGGA
M06-L	9.04	MGGA
M06	6.67	HMGGA
PW6B95	5.11	HMGGA
B97-D	7.90	GGA-D3(BJ)

CCSD(T) calculations with small basis sets are a waste of time, because in this case the accuracy is not better than for much cheaper methods. CCSD(T) calculation with large basis sets are, however, very expensive or not feasible at all. One way out of this dilemma is to apply a small-to-large basis extrapolation scheme based on the difference of MP2 and CCSD(T) energies. This approach was applied to the determination of non-covalent interactions by Hobza and co-workers,^{62,63} but recently it has also been benchmarked for reaction energies.⁶

$$E[CCSD(T)/big] = E[MP2/big] + E[CCSD(T)/small] - E[MP2/small] \quad (10)$$

In Table I the accuracy of correlated methods and this extrapolated CCSD(T) approach is shown. It can be seen that the extrapolation scheme performs very well. From the pure methods the SCS-MP2 works best, while it has the same computational cost as MP2.

The performance of different density functionals is quite similar if reasonable basis sets are used, see Table II. B3LYP is a positive outlier on this benchmark set. This may very well be due to the fact that the parameters of the B3LYP functional were fitted on the G2 set of molecules - and the G2RC set used here is a subset of this dataset. However, if larger molecules are investigated, the energetic characterization of B3LYP was not found to be particularly improved in comparison with other functionals.^{64,65}

B. ΔG_{therm}

In order to benchmark the accuracy of ΔG_{therm} computations, we used the G2/97 set,⁶¹ which consists of 55 small, mainly organic molecules. As we are not aware of the existence of reliable experimental data for this property, we used CCSD(T)/def2-QZVPP computations as reference values. This level of theory should be close to methodical convergence and basis set limit.

TABLE III: The basis set convergence on the basis of the RMS error in kcal/mol of ΔG_{therm} for WFT and DFT methods.

basis set	CCSD(T)	MP2	HF	M06	B3LYP	BP
def2-QZVPP	ref	0.29	0.95	0.27	0.24	0.58
def-TZVPP	0.09	0.30	0.95	0.26	0.22	0.61
def-TZVP	0.13	0.39	0.94	0.27	0.24	0.59
def-SVP	0.18	0.40	0.98	0.32	0.28	0.62
def-SV(P)	-	-	0.98	0.35	0.32	0.67

TABLE IV: The RMS error in kcal/mol of ΔG_{therm} for different correlated methods with the def-TZVPP basis set compared to CCSD(T)/def2-QZVPP values and the scaling of computational costs with the system size.

	RMS	scaling
MP2	0.30	$O(N^5)$
SCS-MP2	0.28	$O(N^5)$
CCSD	0.18	$O(N^6)$
CCSD(T)	0.09	$O(N^7)$

It has been argued that the application of empirical scaling factors to vibrational frequencies can improve the prediction quality of IR spectra and ZPE.⁶⁶ However, we did not apply scaling factors in the current work, because such scaling factors are different for each level of theory and not every combination of method and basis set is covered. Moreover, as the fit of the scaling factors depends on experimental data, and different fit sets were used for different method and basis set combinations, the final prediction quality might vary and hence does not allow for an unbiased comparison of the underlying DFT functionals or WFT methods and basis sets.

For an evaluation of ΔG_{therm} , one has to keep in mind that the ZPE and the vibrational partition function are needed. It is crucial that these properties are calculated on a stationary point of the molecule’s potential energy surface for the given level of theory. This means one has to optimize the geometry and run a subsequent frequency calculation with the same functional or method and basis set.

In Table III the basis set convergence is shown. The convergence with increasing basis sets is very shallow in all cases. That means, that economical basis sets are already sufficient to compute the ΔG_{therm} .

The performance of correlated methods in Table IV is compared to the computational scaling of the methods. Here, it can be seen that the gain of going from cheaper to more expensive methods is systematic, but rather small. DFT methods are in the same ballpark as on MP2 level, see Table V. DFT should be here the method of choice, because the vibrational frequency computations can become the time-determining step for larger molecules.

Beside the methodological error, which is shown in the Tables III, IV, and V, there are additional errors, because

TABLE V: Comparison of the performance of different density functionals with def-TZVP by the RMS error in kcal/mol for ΔG_{therm} .

RMS functional class		
BP	0.59	GGA
PBE	0.59	GGA
B3LYP	0.24	HGGA
PBE0	0.33	HGGA
TPSS	0.37	MGGA
M06-L	0.22	MGGA
M06	0.27	HMGGA
PW6B95	0.23	HMGGA
B97-D	0.43	GGA-D3(BJ)

the partition sums and chemical potentials are calculated within the rigid-rotor, harmonic-oscillator, and ideal gas approximations. Taking into account better models is possible though computationally expensive. Such methods are not standard quantum chemistry application and the actual improvement is hard to quantify. In any case, we believe that the errors of ΔG_{therm} generally are the smallest and most well-behaved ones of the three building blocks.

C. ΔG_{solv}

The performance of COSMO-RS for the prediction of solvation free energies recently has been published in a work of Klamt and Diedenhofen⁶⁷.

COSMO-RS free energies of solvation in Fig. 3 have been calculated with the COSMOtherm program using the BP_TZVP_C21.0111 parametrization and the standard conformer treatment outlined above.¹⁰ The experimental values were collected in the SM8 data set⁶⁸, which consists of 2346 neutral compounds at at 25° C. The mean unsigned error (MUE) for this test set is 0.42 kcal/mol with an excellent correlation coefficient. The latest "high quality" BP-TZVP parameterization (BP_TZVP_C30.01701) shows an MUE error of the same quantity. If, as discussed by Klamt and Diedenhofen, data points with experimental or name ambiguities are removed, the MUE of the BP-TZVP level reduces to 0.39 kcal/mol. The prediction results for this cleaned up dataset improve to 0.36 kcal/mol MUE, if the most recent "best quality" BP-TZVPD-FINE level parametrization (BP_TZVPD_FINE_C30.1701) is used. A further improvement to 0.35 kcal/mol MUE is possible if the ΔG_{solv} predictions are scaled by experimental vapor pressures, where they are available.

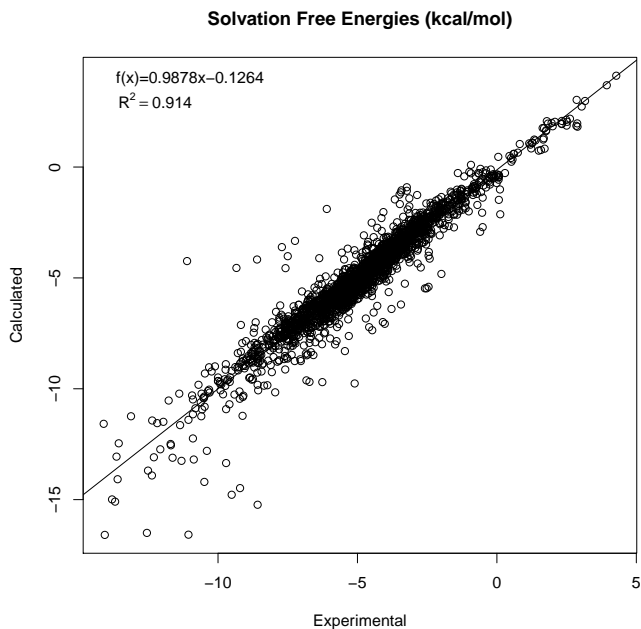
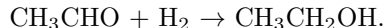


FIG. 3: Comparison experimental values of ΔG_{solv} with calculated ones by COSMO-RS theory. The values are given in kcal/mol.

V. ILLUSTRATIVE EXAMPLE

As guinea pig we use the reaction acetaldehyde (ethanal) and hydrogen to ethanol in toluene:



Following the studies of Peters *et al.*⁶⁹ we calculated the three building blocks of all products and reactants on different level of theory. The experimental data of the reaction free energy in the gas phase ΔG_{gas} and in solvent toluene ΔG_{soln} were taken from Ref. 70 and Ref. 71, respectively.

In Table VI results for the gas phase reaction for a selection of methods is shown. For this reaction PBE0/TZVP is closest to the experimental value. However, the DFT methods span a wider range of error than the WFT methods. The values of ΔE_{gas} vary about 8 kcal/mol, while ΔG_{therm} only varies about 1 kcal/mol. This encourages the use of two-level composite methods, which consist of single-point calculations on a high-level level of theory and geometry optimizations and vibrational analysis with a cheaper method. A sample of such composite methods are given in Table VII. It can be seen, that the use of a larger basis set for the single-point calculation has a much bigger effect than exchanging the method of geometry optimization and vibrational analysis.

Using COSMOtherm with the BP_TZVP_C30.1701 parametrization yields -4.6 kcal/mol, and -3.9 kcal/mol

TABLE VI: Collection of ΔE_{gas} , ΔG_{therm} , and $\Delta G_{gas} = \Delta E_{gas} + \Delta G_{therm}$ for the gas phase acetaldehyde reduction on one specific level of theory. Values are in kcal/mol.

	ΔE_{gas}	ΔG_{therm}	ΔG_{gas}
BP/TZVP	-20.0	15.8	-4.2
PBE/TZVP	-21.5	15.8	-5.7
B3LYP/TZVP	-20.3	16.0	-4.2
PBE0/TZVP	-25.7	16.2	-9.5
TPSS/TZVP	-18.4	15.8	-2.5
M06-L/TZVP	-21.0	16.4	-4.6
M06/TZVP	-22.0	16.6	-5.4
PW6B95/TZVP	-22.2	16.1	-6.1
B97-D/TZVP	-17.8	16.0	-1.8
MP2/TZVPP	-23.8	16.2	-7.6
SCS-MP2/TZVPP	-22.3	16.2	-6.1
CCSD/TZVPP	-24.4	16.2	-8.2
CCSD(T)/TZVPP	-23.4	16.1	-7.3
expt.			-9.3

TABLE VII: Collection of ΔE_{gas} , ΔG_{therm} , and ΔG_{gas} for the gas phase acetaldehyde reduction using a two-level composite scheme. Values are in kcal/mol.

	ΔE_{gas}	ΔG_{therm}	ΔG_{gas}
MP2/TZVPP//BP/TZVP	-23.7	15.8	-7.8
MP2/TZVPP//B3LYPP/TZVP	-23.8	16.0	-7.8
MP2/TZVPP//TPSS/TZVP	-23.6	15.8	-7.8
MP2/TZVPP//M06/TZVP	-23.9	16.6	-7.4
MP2/QZVPP//BP/TZVP	-24.2	15.8	-8.4
MP2/QZVPP//MP2/TZVPP	-24.3	16.2	-8.2
CCSD(T)/TZVPP//BP/TZVP	-23.3	15.8	-7.4
CCSD(T)/QZVPP//BP/TZVP	-23.9	15.8	-8.0
CCSD(T)/QZVPP//MP2/TZVPP	-24.0	16.2	-7.8
expt.			-9.3

with the BP_TZVPD_FINE.C30.1701 parametrization. The differences between the two parametrizations is quite small in this case, but the FINE parametrization should become superior for larger molecules, especially for such that can form hydrogen bonds with the solvent.

The results for the free energy reaction in solution are collected in Table VIII. The experimental values can be reproduced within a few kcal/mol.

VI. CONCLUSION

The calculation of the Gibbs free energy of reactions in solution can be split into three parts according to Hess's law. We have benchmarked the accuracy that can be achieved by different level of theory separately for the three parts. The largest source for improvement for the

TABLE VIII: Collection of $\Delta G_{soln} = \Delta G_{gas} + \Delta G_{soln}$ values in kcal/mol on different level of theory for the acetaldehyde reduction in toluene. For ΔG_{soln1} ΔG_{soln2} from the BP_TZVP_C30.1701 parametrization was used and for ΔG_{soln2} from the BP_TZVPD_FINE.C30.1701 parametrization.

	ΔG_{soln1}	ΔG_{soln2}
BP/TZVP	-8.8	-8.1
PBE/TZVP	-10.3	-9.6
B3LYP/TZVP	-8.8	-8.1
PBE0/TZVP	-14.1	-13.4
TPSS/TZVP	-7.1	-6.4
M06-L/TZVP	-9.2	-8.5
M06/TZVP	-10.0	-9.3
PW6B95/TZVP	-10.7	-10.0
B97-D/TZVP	-6.4	-5.7
MP2/TZVPP	-12.2	-11.5
SCS-MP2/TZVPP	-10.7	-10.0
CCSD/TZVPP	-12.8	-12.1
CCSD(T)/TZVPP	-11.9	-11.2
MP2/TZVPP//BP/TZVP	-12.4	-11.7
MP2/TZVPP//B3LYPP/TZVP	-12.4	-11.7
MP2/TZVPP//TPSS/TZVP	-12.4	-11.7
MP2/TZVPP//M06/TZVP	-12.0	-11.3
MP2/QZVPP//BP/TZVP	-13.0	-12.3
MP2/QZVPP//MP2/TZVPP	-12.8	-12.1
CCSD(T)/TZVPP//BP/TZVP	-12.0	-11.3
CCSD(T)/QZVPP//BP/TZVP	-12.6	-11.9
CCSD(T)/QZVPP//MP2/TZVPP	-12.4	-11.7
expt.		-10.4

total ΔG_{soln} is the choice of method for the calculation of ΔE_{gas} .

With the presented data recommendations for different levels can be made and suitable computational workflow can be set up. An adequate workflow can look like the following.

- TURBOMOLE computations

- Step 1a: Optimize the structures of products and reactants as well as of the solvent molecule using BP/TZVP in the COSMO phase. The resulting .cosmo files will be needed in step 5, if the BP-TZVP level is used.
- Step 1b: Calculate the BP/TZVPD single-point energy on the structures of step 1a in the COSMO phase with a smooth radii-based isosurface cavity. The resulting .cosmo files will be needed in step 5, if the BP-TZVPD-FINE level is used.
- Step 2a: Optimize the structures of products and reac-

tants in the gas phase. The resulting .energy files will be needed in step 5, if the BP-TZVP level is used.

- Step 2b:
Calculate the BP/TZVPD single-point energy on the structures of step 2a in the gas phase. The resulting .energy files will be needed in step 5, if the BP-TZVPD-FINE level is used.
- Step 3:
Calculate the vibrational frequencies for the structures of step 2a using BP/TZVP in the gas phase and afterwards the thermodynamic properties at 1 bar and the desired temperature (e.g. room temperature). The ΔG_{therm} contributions, also denoted chemical potential, to the thermodynamic cycle will be obtained here.
- Step 4:
Run single-point gas phase energy calculation for refinement of ΔE_{gas} for the structures of step 2a using MP2, SCS-MP2, or CCSD(T) with in a TZVPP or QZVPP basis, preferably the highest level which is feasible.

- COSMOtherm computations

- Step 5:
Use the .cosmo and .energy files from step 1 and step 2 as input for a ΔG_{solv} calculation on BP-TZVPD-FINE level (recommended), or on BP-TZVP or DMOL3-PBE level if BP-TZVPD-FINE is not available. The ΔG_{solv} calculations of the reactant and product compounds should be done at infinite dilution in the solvent at the desired temperature using 1 bar gas to 1 mol solvent as reference state.

Adding up all the contributions according to Eq. (3) will then yield the Gibbs free energy of reactions in solution ΔG_{soln} .

Acknowledgments

We thank Michael Diedenhofen for discussions and critically reading the manuscript.

-
- ¹ P. Deglmann, Schäfer, and C. Lennartz, *Int. J. Quantum Chem.* **115**, 107 (2015).
- ² M. F. Eckstein, J. Lembrecht, J. Schumacher, W. Eberhard, A. C. Spiess, M. Peters, C. Roosen, L. Greiner, W. Leitner, and U. Kragl, *Adv. Synth. Catal.* **348**, 1597 (2006).
- ³ T. Helgaker, P. Jørgensen, and J. Olsen, *Molecular Electronic-Structure Theory* (John Wiley & Sons, New York, 2000).
- ⁴ K. L. Bak, P. Jørgensen, J. Olsen, T. Helgaker, and W. Klopper, *J. Chem. Phys.* **112**, 9229 (2000).
- ⁵ *Thermochemistry in Gaussian*, Joseph W. Ochterski, Ph.D., April 19, 2000
<http://www.gaussian.com/g.whitepap/thermo.htm>.
- ⁶ J. Friedrich, *J. Chem. Theory Comput.* **11**, 3596 (2015).
- ⁷ L. Goerigk and S. Grimme, *J. Chem. Theory Comput.* **6**, 107 (2010).
- ⁸ L. Bernazzani, C. Duce, A. Micheli, V. Mollica, A. Sperduti, A. Starita, and M. R. Tiné, *J. Chem. Inf. Model.* **46**, 2030 (2006).
- ⁹ *TURBOMOLE V7.0 2015, a development of University of Karlsruhe and Forschungszentrum Karlsruhe GmbH, 1989-2007, TURBOMOLE GmbH, since 2007; available from*
<http://www.turbomole.com>.
- ¹⁰ F. Eckert and A. Klamt, *COSMOtherm, Version C30, Release 17.01; COSMologic GmbH & Co. KG, Leverkusen, Germany* (2016).
- ¹¹ F. Eckert and A. Klamt, *AICHE* **48**, 369 (2002).
- ¹² A. Klamt and F. Eckert, *Fluid Phase Equilib.* **172**, 43 (2000).
- ¹³ A. Klamt, T. Buerger, V. Jonas, and J. C. Lohrenz, *J. Phys. Chem. A* **102**, 5074 (1998).
- ¹⁴ M. J. Frisch, G. W. Trucks, H. B. Schlegel, G. E. Scuseria, M. A. Robb, J. R. Cheeseman, G. Scalmani, V. Barone, B. Mennucci, G. A. Petersson, et al., *Gaussian 09 Revision E.01*, Gaussian Inc. Wallingford CT 2009.
- ¹⁵ A. Klamt and K. Baldrige, *J. Chem. Phys.* **106**, 66622 (1997).
- ¹⁶ F. Neese, *WIREs Comput Mol Sci* **2**, 73 (2012).
- ¹⁷ H.-J. Werner and P. J. Knowles, *MOLPRO, version 2004.1, with contributions by R. D. Amos, A. Bernhards-son, A. Berning, P. Celani, D. L. Cooper, M. J. O. Deegan, A. J. Dobbyn, F. Eckert, C. Hampel, G. Hetzer, P. J. Knowles, T. Korona, R. Lindh, A. W. Lloyd, S. J. McNicholas, F. R. Manby, W. Meyer, M. E. Mura, A. Nicklass, P. Palmieri, R. Pitzer, G. Rauhut, M. Schütz, U. Schumann, H. Stoll, A. J. Stone, R. Tarroni, T. Thorsteinsson* (2004).
- ¹⁸ *Q-Chem, Version 4.0, Q-Chem, Inc.* (2012).
- ¹⁹ B. Delley, *The PBE/DNP/COSMO model is available in the 2006 version of DMOL3 as implemented in Accelrys Materials Studio 4.3 as well as in all later versions of DMOL3 and Accelrys Materials Studio* (2006).
- ²⁰ A. Klamt, J. Reinisch, and F. Eckert (2017).
- ²¹ S. Grimme, *J. Chem. Phys.* **118**, 9095 (2003).
- ²² A. D. Becke, *Phys. Rev. A* **38**, 3098 (1988).
- ²³ J. P. Perdew, *Phys. Rev. B* **33**, 8822 (1986).
- ²⁴ J. P. Perdew, K. Burke, and M. Ernzerhof, *Phys. Rev. Lett.* **77**, 3865 (1996).
- ²⁵ A. D. Becke, *J. Chem. Phys.* **98**, 5648 (1993).
- ²⁶ J. P. Perdew, K. Burke, and M. Ernzerhof, *J. Chem. Phys.* **105**, 9982 (1996).
- ²⁷ J. Tao, J. P. Perdew, V. N. Staroverov, and G. E. Scuseria, *Phys. Rev. Lett.* **91**, 146401 (2003).
- ²⁸ Y. Zhao and D. G. Truhlar, *J. Chem. Phys.* **125**, 194101

- (2006).
- ²⁹ Y. Zhao and D. G. Truhlar, *Theor. Chem. Acc.* **120**, 215 (2008).
- ³⁰ Y. Zhao and D. G. Truhlar, *J. Phys. Chem. A* **109**, 5656 (2005).
- ³¹ S. Grimme, S. Ehrlich, and L. Goerigk, *J. Comp. Chem.* **32**, 1456 (2011).
- ³² S. Grimme, *J. Chem. Phys.* **27**, 1787 (2006).
- ³³ M. Sierka, A. Hogekamp, and R. Ahlrichs, *J. Chem. Phys.* **118**, 9136 (2003).
- ³⁴ S. F. Sousa, P. A. Fernandes, and M. J. Ramos, *J. Phys. Chem. A* **111**, 10439 (2007).
- ³⁵ D. Jacquemin, V. Wathelet, E. A. Perpète, and C. Adamo, *J. Chem. Theory Comput.* **5**, 2420 (2009).
- ³⁶ F. Furche and J. P. Perdew, *J. Chem. Phys.* **124**, 044103 (2006).
- ³⁷ L. Goerigk and S. Grimme, *Phys. Chem. Chem. Phys.* **13**, 6670 (2011).
- ³⁸ R. Ditchfield, W. J. Hehre, and J. A. Pople, *J. Chem. Phys.* **54**, 724 (1971).
- ³⁹ W. J. Hehre, R. Ditchfield, and J. A. Pople, *J. Chem. Phys.* **56**, 2257 (1972).
- ⁴⁰ J. S. Binkley, J. A. Pople, and W. J. Hehre, *J. Am. Chem. Soc.* **102**, 939 (1980).
- ⁴¹ R. Krishnan, J. S. Binkley, R. Seeger, and J. A. Pople, *J. Chem. Phys.* **72**, 650 (1980).
- ⁴² T. H. Dunning, *J. Chem. Phys.* **90**, 1007 (1989).
- ⁴³ R. A. Kendall, T. H. Dunning, and R. J. Harrison, *J. Chem. Phys.* **96**, 6796 (1992).
- ⁴⁴ D. E. Woon and T. H. Dunning, *J. Chem. Phys.* **98**, 1358 (1993).
- ⁴⁵ D. E. Woon and T. H. Dunning, *J. Chem. Phys.* **100**, 2975 (1994).
- ⁴⁶ A. Schäfer, H. Horn, and R. Ahlrichs, *J. Chem. Phys.* **97**, 2571 (1992).
- ⁴⁷ A. Schäfer, C. Huber, and R. Ahlrichs, *J. Chem. Phys.* **100**, 5829 (1994).
- ⁴⁸ F. Weigend, F. Furche, and R. Ahlrichs, *J. Chem. Phys.* **119**, 12753 (2003).
- ⁴⁹ F. Weigend and R. Ahlrichs, *Phys. Chem. Chem. Phys.* **7**, 3297 (2005).
- ⁵⁰ J. L. Whitten, *J. Chem. Phys.* **58**, 4496 (1973).
- ⁵¹ B. I. Dunlap, J. W. D. Connolly, and J. R. Sabin, *J. Chem. Phys.* **71**, 3396 (1979).
- ⁵² O. Vahtras, J. E. Almlöf, and M. W. Feyereisen, *Chem. Phys. Lett.* **213**, 514 (1993).
- ⁵³ M. W. Feyereisen, G. Fitzgerald, and A. Komornicki, *Chem. Phys. Lett.* **208**, 359 (1993).
- ⁵⁴ F. Weigend, M. Häser, H. Patzelt, and R. Ahlrichs, *Chem. Phys. Lett.* **294**, 143 (1998).
- ⁵⁵ K. Eichkorn, F. Weigend, O. Treutler, and R. Ahlrichs, *Theor. Chem. Acc.* **97**, 119 (1997).
- ⁵⁶ F. Weigend, *Phys. Chem. Chem. Phys.* **8**, 1057 (2006).
- ⁵⁷ C. Hättig, *Phys. Chem. Chem. Phys.* **7**, 59 (2005).
- ⁵⁸ A. Hellweg, C. Hättig, S. Höfener, and W. Klopper, *Theor. Chem. Acc.* **117**, 587 (2007).
- ⁵⁹ A. Klamt and G. Schüürmann, *J. Chem. Soc. Perkin Trans. II* pp. 799–805 (1993).
- ⁶⁰ A. Klamt, *Encyclopedia of Computational Chemistry*, P. v. R. Schleyer and L. Allinger Editors, (Wiley, New York) pp. 604–615 (1998).
- ⁶¹ L. A. Curtiss, K. Raghavachari, P. C. Redfern, and J. A. Pople, *J. Chem. Phys.* **106**, 1063 (1997).
- ⁶² P. Hobza and J. Šponer, *J. Am. Chem. Soc.* **124**, 11802 (2002).
- ⁶³ K. E. Riley and P. Hobza, *WIREs Comput Mol Sci* **1**, 3 (2011).
- ⁶⁴ L. A. Curtiss, K. Raghavachari, P. C. Redfern, and J. A. Pople, *J. Chem. Phys.* **112**, 7374 (2000).
- ⁶⁵ S. Grimme, *J. Phys. Chem. A* **109**, 3067 (2005).
- ⁶⁶ I. M. Alecu, J. Zheng, Y. Zhao, and D. G. Truhlar, *J. Chem. Theory Comput.* **6**, 2872 (2010).
- ⁶⁷ A. Klamt and M. Diedenhofen, *J. Phys. Chem. A* **119**, 5439 (2015).
- ⁶⁸ C. J. Cramer and D. G. Truhlar, *Acc. Chem. Res.* **41**, 760 (2008).
- ⁶⁹ M. Peters, L. Greiner, and K. Leonard, *AIChE J.* **54**, 2729 (2008).
- ⁷⁰ T. E. Daubert and R. P. Danner, *Physical and Thermodynamic Properties of Pure Chemicals* (Taylor & Francis, 1988).
- ⁷¹ H. Adkins, R. M. Eloffson, A. G. Rossow, and C. C. Robinson, *J. Am. Chem. Soc.* **71**, 3622 (1949).