

Multiparticle collision dynamics in porous media

Maciej Matyka

*Faculty of Physics and Astronomy, University of Wrocław, pl. M. Borna 9, 50-204
Wrocław, Poland*

Abstract

Multiparticle collision dynamics (MPCD) is a relatively new algorithm of fluid flow simulations that has been applied mostly to flows around simple objects. One might ask how it behaves in more complex flows. Therefore, we extend MPCD to simulate transport in porous media. For this, a particle-level drag force is introduced into the original algorithm. The force hinders the flow, which results in global resistance to flow and decrease of permeability. The extended algorithm is validated in the flow through a porous channel and compared with an analytical solution. Some basic properties of the solver are investigated.

Keywords: multiparticle collision dynamics, particle-based methods, porous media, Darcy's Law

1. Introduction

Porous media flows are ubiquitous in nature. An example is a flow through porous sediments that occur at the ocean bottom, where sandy sediment is exposed to bottom current flows [1, 2]. There, the transport of the water in porous media is important for many natural processes, including CO₂ storage and denitrification [3]. In-situ experiments in such systems require the usage of complex experimental techniques [4], thus, numerical simulations are often the best option.

Email address: `maciej.matyka@uwr.edu.pl` (Maciej Matyka)

Numerically, porous media are modelled either at the microscopic or macro-
10 scopic level. In microscale the porous matrix exists explicitly as a system of
interconnected void areas (pores) between solids. In this description the system
size is limited mostly by the computer memory required for the numerical mesh.
In the macroscale, the Navier-Stokes equation may be extended by a resistant
term [2] to simulate effect of porous media.

15 In general, fluids are often modelled by integration of the Navier-Stokes
equations discretized using numerical grids. There are many numerical methods
of this type and they require a tedious task of numerical mesh generation that
is limited by both the acceptable time and available computational resources,
especially in complex geometries. Another option is to describe the system at
20 the mesoscopic level with the Lattice Boltzmann Method velocity distribution
function defined on a regular grid. One may also use particles that are driven
by the flow. An example is the multiparticle collision dynamics (MPCD). This
method, originally used for systems that include thermal fluctuations, may be
used for standard hydrodynamics as well [5]. Recently, MPCD was used in
25 hydrodynamical applications, see e.g. vortex shedding in the flow past cylinder
[6], flow over fish-like objects [7], slip and no-slip steady flow past cylinders [8].
The advantage of MPCD over standard solvers is a relative simplicity of its
implementation and no need to use a numerical mesh.

The aim of this work is to utilize advantages of MPCD and extend the
30 original algorithm so as it can be used to simulate flows in macroscopic porous
media (without explicit geometry of pores). We show that after extension of the
standard method with velocity rescaling procedure we are able to obtain correct
numerical profiles in a porous channel. The numerical results are convergent
with decreasing time step in the model. We show that Darcy's Law holds in the
35 model and test the basic numerical properties of the model.

2. The model

In MPCD the fluid is represented by point particles. The simulation consists of two steps: streaming and collision. No explicit particle-particle interaction potential exists, which distinguishes the model from other particle-based methods such like smoothed particle hydrodynamics and molecular dynamics.

In the streaming step, the i -th particle moves at a constant velocity:

$$\vec{r}_i(t+h) = \vec{r}_i(t) + h\vec{v}_i(t), \quad (1)$$

where $\vec{r}_i(t)$ is its position at time t , \vec{v}_i is its velocity assumed to be constant at the time interval h .

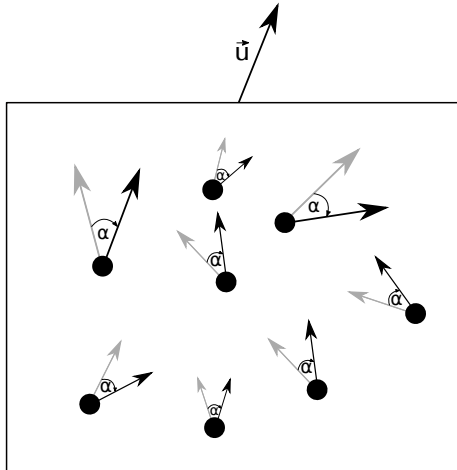


Figure 1: Scheme of MPC collision step. Rotation of velocities of particles grouped in a single cell in the moving frame of reference. The velocity of the frame \vec{u} is an average taken over all particles in the cell. Vectors before rotation are drawn with light gray. All particles are rotated by the same, random angle α .

To perform the collision step particles are grouped into a regular grid. Grid resolution is adjusted, so that on average there are 70 particles in a single cell (particle positions are initialized as random). The velocity of the i -th particle is rotated in the frame of reference moving with the average velocity \vec{u} computed as the average over all its neighbours in the cell (see Fig. 1):

$$\vec{v}_i(t+h) = \vec{u} + s\mathbf{R}(\alpha)(\vec{v}_i - \vec{u}), \quad (2)$$

where $\mathbf{R}(\alpha)$ is the rotation matrix by the angle α and s is the scaling variable
 50 representing a thermostat (which we calculate individually for each cell). For
 MPCD particles of equal unit mass we use the following expression:

$$s = \sqrt{\frac{k_B T d (n-1)}{\sum_{i=1}^n |\vec{v}_i - \vec{u}|^2}}, \quad (3)$$

where k_B is the Boltzmann constant, T is the temperature, d is the number of
 dimensions, n is the number of particles in a single cell, and the sum goes over
 all particles in the cell [9, 10].

55 To ensure the Galilean invariance of the model, the cell borders are shifted
 randomly after each computational step [10]. For this, at each step, we draw
 two random numbers $r_x \in (-r/2, r/2)$ and $r_y \in (-r/2, r/2)$ and use the shifted
 coordinates of cells in the grouping procedure. Here r denotes the width and
 height of a cell in the grid; thus they are shifted by at most half of their linear
 60 size in each direction.

2.1. Porous media

To simulate effect of porous media on the flow, we use a similar approach
 to that reported in [11]. There, velocity of the fluid was locally damped. The
 difference is, however, that in contrast to [11], where the velocity distribution
 65 function is used, our model works on particles and their velocities.

To model porous media we assume that the velocity of the fluid in the pore-
 space is low and the Reynolds number $Re < 1$. In such scenario the following
 drag force acts on each particle:

$$\vec{f}_i = -C\vec{v}_i, \quad (4)$$

where C is the drag coefficient - some function of porosity, geometry and other
 70 parameters of the porous matrix. The discretized equation for the momentum
 change reads:

$$\vec{v}_i = \vec{v}_i(1 - hC) = \lambda\vec{v}_i, \quad (5)$$

where h is the discretization time step. Thus, to include drag, we have to rescale
 the velocity by a single factor $\lambda = 1 - hC$. The time step must be small enough

to ensure that $0 < \lambda < 1$, i.e. $0 < h < 1/C$. The procedure is applied to all
75 particles that flow in the porous domain at each simulation step. In general, the
drag coefficient C may be space and/or time dependent ($C = C(\vec{r}, t)$), which
leads to many applications, including coupled fluid-porous and porous-porous
systems with a variable porosity (not considered in the paper).

3. Results and discussion

80 The velocity scaling described with Eq. (5) modifies the permeability of the
modelled medium. To investigate properties of the permeability, I simulated
the fluid flow in a straight, 2D rectangular channel filled with a homogeneous
porous medium. Such a system may be solved analytically with the damped
Stokes model [11, 12]:

$$\nu \frac{d^2 u}{dx^2} - \alpha u = \frac{1}{\rho} \frac{dp}{dy}. \quad (6)$$

85 The exact solution reads [11]:

$$u(x) = -\frac{1}{\rho \alpha} \frac{dp}{dy} \left[1 - \frac{\cosh[r(x - W/2)]}{\cosh(rW/2)} \right], \quad (7)$$

where x is the horizontal position in the channel, α is a parameter related to
the damping force, r is a free parameter, $\frac{dp}{dy}$ is the pressure gradient along the
vertical direction, and W is the channel width.

We started with a flow through a fully porous channel. We used the no-slip
90 condition at the top and bottom walls. The vertical boundary was periodic.
The gravity was applied to simulate the flow in the vertical direction. We used
a regular grid of 64×64 cells in the collision step. On average, 70 particles are
initially placed in each cell at random positions. In the collision step $\alpha = \pm 160^\circ$
was used. In the thermostat, Eq. (3), we kept $k_B T = 0.01$ [13]. To verify our
95 solutions, we used the least square fitting of Eq. (7) to simulation data.

Our first test was to check the minimum time necessary for the solution to
converge to the stationary state. To this end we measured the total kinetic
energy in our simulation. Because the flow was driven by gravity, we expected
it to converge to the stationary state. The resulting plots revealed that at least

100 10000 time steps are required for $h = 0.001$ to achieve the steady solutions (data not shown). Thus, in all our simulations the total number of 10000 time steps was used in each case. Moreover, we averaged the macroscopic profiles of the velocity starting from step 5000 with the $n = 200$ interval.

In the next numerical test we verified convergence of the numerical solutions
 105 with a decreasing time step h . We simulated the flow in the channel at a fixed drag coefficient $C = 1$. Thus, the scaling factor $\lambda(h)$ varied with h according to Eq. (5). The resulting velocity profiles at varying h are plotted in Fig. 2. From these data the minimum useful time step was estimated as $h = 0.01$ and we used this value in the remaining part of the study.

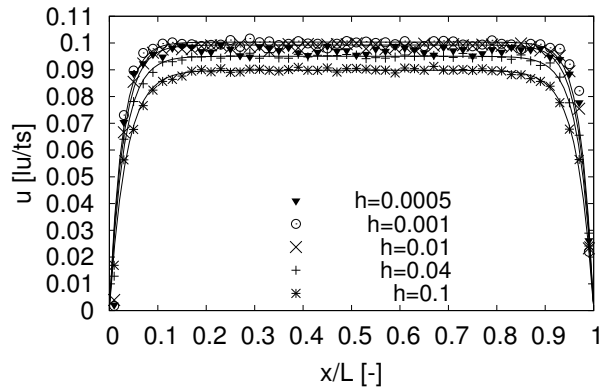


Figure 2: Convergence test of the velocity profiles in a fully porous channel for time steps $h = 0.1, 0.05, 0.01, 0.001$ and 0.0005 . Data points represent our MPCD simulation results, solid lines are the numerical fits of Eq. 7.

110 Next, we investigated the relation between the two main parameters of the model: r and α from Eq. (7). We used the data from the least square fits to the numerical profiles of the velocity. The test was repeated several times for varying λ . Numerical profiles of the velocity profiles with fitted analytical profiles are plotted in Fig. 3. The numerical data agrees with the theoretical
 115 curves well. However, with the decreasing λ , a statistical noise appears. For example, at $\lambda = 0.7$ some points at x/L near 0.2 and 0.65 are laying relatively far from the theoretical profile. The values of r and α corresponding to all

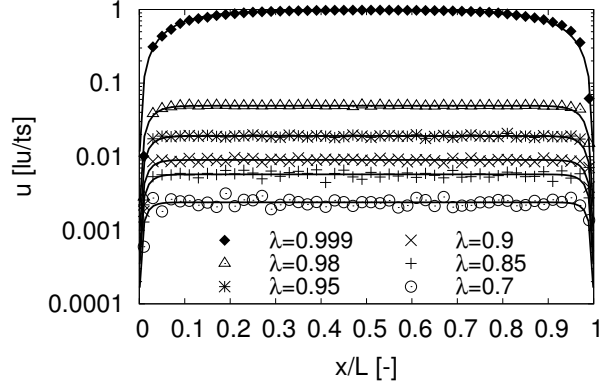


Figure 3: Velocity profiles in the flow through a porous channel. Data points represent MPCD simulation, solid lines are fits to Eq. 7.

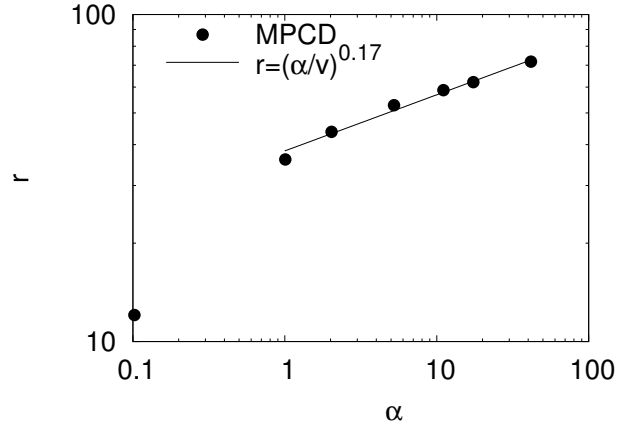


Figure 4: Numerical test on the power law for the basic model parameters from Eq. 7. The outlier at $\alpha = 0.1$ corresponds to $\lambda = 0.999$ which means highly permeable system (Poiseuille flow).

velocity profiles measured in Fig. 3 are plotted in Fig. 4. We found that in our model the power law holds for $\alpha \geq 1$:

$$r \propto (\alpha/\nu)^b, \quad (8)$$

120 where ν is the model viscosity and α is the drag coefficient from Eq. 7. The value $b \approx 0.17$ is smaller than $b = 0.5$ found in a similar study based on the

Lattice-Boltzmann model [11].

To study the permeability in our system we integrated the velocity along the horizontal direction. The resulting plot of the flux q at varying gravity is expected to be linear and, in fact, linearity is seen in almost the whole range of gravity (see Fig. 5).

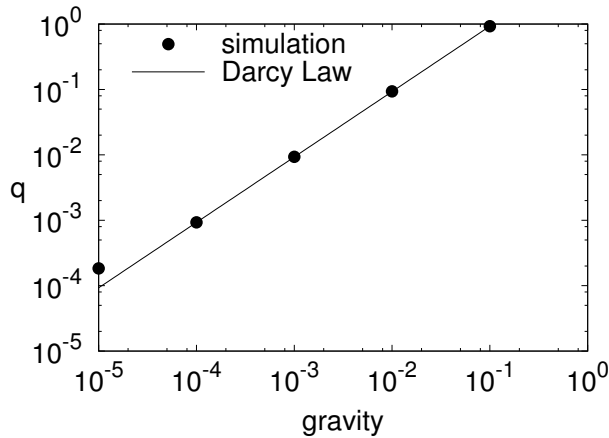


Figure 5: Test of Darcy’s Law $q \propto g$ - the dependency of the numerical flux q on the gravity in the porous channel flow. λ was fixed at 0.99.

To measure the dependency of permeability on λ , we used directly the information hold in profiles in Fig. 3. We integrated the velocity in the profile to get the total flux q . We did this for each λ and plotted the results in Fig. 6. Based on the results in Fig. 3 and the previous observation that Darcy law holds in our system, we may now write that:

$$q \propto (1 - \lambda)^{-1} \propto k. \tag{9}$$

4. Summary

We extended the standard MPCD solver to account for porous media as a source of an additional force acting on a fluid. We confirmed that the extended model can reproduce the analytical solution to the damped Stokes model with the power law correlation between its two main parameters. We showed that

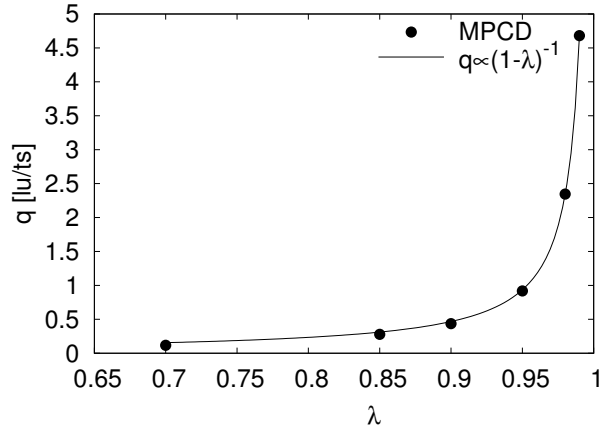


Figure 6: Numerical fit of the numerical MPCD data to the function $k \propto 1/(1 - \lambda)$.

the model correctly recovers the Darcy’s Law. Our work has several interesting consequences. In principle, MPCD allows to include extra particles in the flow using molecular dynamics. Thus, the applications of our model may include
 140 other types of media, i.e. polymer flows, diluted particles transport, all in porous media. Also, due to the possibility of modelling a spatial changes in permeability of the model by varying λ in space, it is possible to simulate various types and shapes of porous structures, i.e. transport through rippled sea bed [1, 14], layered porous media or porous particles [15].

145 **5. Acknowledgment**

I would like to thank Zbigniew Koza, Arzhang Khalili and Jarosław Gołembiewski for reading the first version of the manuscript and providing an useful comments on it.

References

150 **References**

[1] M. Huettel, W. Ziebis, S. Forster, Flow-induced uptake of particulate matter in permeable sediments, *Limnology and Oceanography* 41 (2) (1996) 309–322.

doi:10.4319/lo.1996.41.2.0309.

URL <http://dx.doi.org/10.4319/lo.1996.41.2.0309>

- 155 [2] Z. Guo, T. S. Zhao, Lattice boltzmann model for incompressible flows through porous media,
Phys. Rev. E 66 (2002) 036304. doi:10.1103/PhysRevE.66.036304.
URL <http://link.aps.org/doi/10.1103/PhysRevE.66.036304>
- [3] H. Gao, M. Matyka, B. Liu, A. Khalili, J. E. Kostka, G. Collins,
S. Jansen, M. Holtappels, M. M. Jensen, T. H. Badewien,
160 M. Beck, M. Grunwald, D. de Beer, G. Lavik, M. M. M. Kuypers,
Intensive and extensive nitrogen loss from intertidal permeable sediments of the wadden sea,
Limnology and Oceanography 57 (1) (2012) 185–198.
doi:10.4319/lo.2012.57.1.0185.
URL <http://dx.doi.org/10.4319/lo.2012.57.1.0185>
- 165 [4] D. Lin, E. Eek, A. Oen, Y.-M. Cho, G. Cornelissen, J. Tommerdahl, R. G.
Luthy, Novel probe for in situ measurement of freely dissolved aqueous
concentration profiles of hydrophobic organic contaminants at the sedi-
mentwater interface, Environmental Science & Technology Letters 2 (11)
(2015) 320–324. doi:10.1021/acs.estlett.5b00239.
- 170 [5] E. De Angelis, M. Chinappi, G. Graziani, Flow simulations with multi-
particle collision dynamics, Meccanica 47 (8) (2012) 2069–2077.
- [6] A. Malevanets, R. Kapral, Mesoscopic model for solvent dynamics,
The Journal of Chemical Physics 110 (17) (1999) 8605–8613.
doi:<http://dx.doi.org/10.1063/1.478857>.
175 URL <http://scitation.aip.org/content/aip/journal/jcp/110/17/10.1063/1.478857>
- [7] D. A. P. Reid, H. Hildenbrandt, J. T. Padding, C. K. Hemelrijk,
Flow around fishlike shapes studied using multiparticle collision dynamics,
Phys. Rev. E 79 (2009) 046313. doi:10.1103/PhysRevE.79.046313.
URL <http://link.aps.org/doi/10.1103/PhysRevE.79.046313>

- 180 [8] S. Bedkihal, J. C. Kumaradas, K. Rohlf,
Steady flow through a constricted cylinder by multiparticle collision dynamics,
Biomechanics and Modeling in Mechanobiology 12 (5) (2013) 929–939.
doi:10.1007/s10237-012-0454-z.
URL <http://dx.doi.org/10.1007/s10237-012-0454-z>
- 185 [9] D. S. Bolintineanu, J. B. Lechman, S. J. Plimpton, G. S. Grest,
No-slip boundary conditions and forced flow in multiparticle collision dynamics,
Phys. Rev. E 86 (2012) 066703. doi:10.1103/PhysRevE.86.066703.
URL <http://link.aps.org/doi/10.1103/PhysRevE.86.066703>
- [10] A. Wysocki, C. P. Royall, R. G. Winkler, G. Gompper, H. Tanaka, A. van
190 Blaaderen, H. Lowen, Multi-particle collision dynamics simulations of sed-
imenting colloidal dispersions in confinement, Faraday Discuss. 144 (2010)
245–252. doi:10.1039/B901640F.
- [11] O. Dardis, J. McCloskey, Lattice boltzmann scheme with real numbered solid density for the simulation o
Phys. Rev. E 57 (1998) 4834–4837. doi:10.1103/PhysRevE.57.4834.
195 URL <http://link.aps.org/doi/10.1103/PhysRevE.57.4834>
- [12] K. Balasubramanian, F. Hayot, W. F. Saam,
Darcy’s law from lattice-gas hydrodynamics, Phys. Rev. A 36 (1987)
2248–2253. doi:10.1103/PhysRevA.36.2248.
URL <http://link.aps.org/doi/10.1103/PhysRevA.36.2248>
- 200 [13] Lamura, A., Gompper, G., Ihle, T., Kroll, D. M.,
Multi-particle collision dynamics: Flow around a circular and a square cylinder,
Europhys. Lett. 56 (3) (2001) 319–325. doi:10.1209/epl/i2001-00522-9.
URL <http://dx.doi.org/10.1209/epl/i2001-00522-9>
- 205 [14] A. Kharab, A poiseuille flow past a permeable hill, Comput-
ers & Mathematics with Applications 19 (2) (1990) 9 – 15.
doi:[http://dx.doi.org/10.1016/0898-1221\(90\)90002-2](http://dx.doi.org/10.1016/0898-1221(90)90002-2).
URL <http://www.sciencedirect.com/science/article/pii/0898122190900022>

- [15] K. Kindler, A. Khalili, R. Stocker, Diffusion-limited retention of porous particles at density interfaces, Proceedings of the National Academy of Sciences 107 (51) (2010) 22163–
22168. arXiv:<http://www.pnas.org/content/107/51/22163.full.pdf>,
doi:10.1073/pnas.1012319108.
URL <http://www.pnas.org/content/107/51/22163.abstract>