

Spin-orbital liquids and insulator-metal transitions on the pyrochlore lattice

Nyayabanta Swain,¹ Madhuparna Karmakar,² and Pinaki Majumdar¹

¹*Harish-Chandra Research Institute (A CI of Homi Bhabha National Institute),
Chhatnag Road, Jhansi, Prayagraj 211019, India*

²*Centre for Quantum Science and Technology, Chennai Institute of Technology, Chennai-600037, India.*
(Dated: November 16, 2022)

The two orbital Hubbard model, with the electrons additionally coupled to a complex magnetic background, arises in the pyrochlore molybdates. The background involves local moments Hund's coupled to the electrons, driving double exchange ferromagnetism, and antiferromagnetic (AF) tendency arising from competing superexchange. The key scales include the Hubbard repulsion and the superexchange, both of which can be tuned in these materials. They control the phase transition from a ferromagnetic metal to a spin glass metal and then to a spin glass (Mott) insulator. We provide a comprehensive description of the ground state of this model using an unrestricted Hartree-Fock scheme implemented via a simulated annealing procedure and establish the metal-insulator transition line for varying Hubbard interaction and superexchange. The electrons see an effective disorder, due to orbital frustration, already in the ferromagnetic phase. The disorder is further enhanced by antiferromagnetic coupling and the resulting magnetic disorder. As a result, increasing AF coupling shifts the metal-insulator transition to lower Hubbard interaction and gives it an additional "Anderson" character. We provide detailed results on the magnetic and orbital correlations, the density of states, and the optical conductivity.

I. INTRODUCTION

The most commonly studied Mott problem¹ involves the single band Hubbard model on a bipartite lattice². In such a model, typically, nesting features drive a transition³ to an antiferromagnetic insulating state at arbitrarily weak interaction - masking the 'Mott' effect. One can certainly study frustrated lattices⁴, which suppress magnetic order, and there is much work on the triangular lattice Hubbard model⁵⁻⁹. This is both an important model problem¹⁰ and also a starting point for the layered organics¹¹⁻¹⁵. Other frustrated lattices include the Kagome¹⁶⁻²² in two dimensions (2D) and the FCC and pyrochlore lattices²³⁻²⁶ in 3D. These are all harder problems than the square (or cubic) lattice since there is no longer any obvious magnetic order to simplify the correlated problem. These lattices, overall, provide interesting variation from the bipartite case because (i) the metal-insulator transition could occur in the background of short-range magnetic correlation, and (ii) the deep Mott insulating state itself could be a spin liquid²⁷.

It would be vital to have experimental realisations to test out the predictions of the frustrated Mott studies. While there is significant effort in analysing the quasi 2D κ -BEDT organics¹¹⁻¹⁵ in terms of the triangular lattice, 3D realisations of 'Hubbard physics' on a frustrated structure are rare. Materials like the manganites²⁸ do involve strong correlation effects (and much else) but are on a bipartite structure - with relatively simple magnetic order. The discovery of the rare-earth (R) based pyrochlores, the molybdates²⁹⁻³³, $R_2Mo_2O_7$, and the iridates³⁴⁻³⁷, $R_2Ir_2O_7$, provided a breakthrough. Both these families show a metal-insulator transition as the rare-earth radius r_R is reduced³²⁻³⁵. There are, however, key differences between these two families: (i) in terms of degrees of freedom and couplings, with respect to the

Hubbard model, and (ii) the magnetic state that emerges.

Being 4d and 5d systems, respectively, both molybdates and iridates involve multiple bands. In the molybdate case this can be reduced to one itinerant electron in two degenerate orbitals. These electrons have an inter-orbital Hubbard repulsion and are also Hund's coupled to a $S = 1/2$ local moment at each Mo site³⁸. For the iridates one can motivate the use of an effective single band model which involve strong spin-orbit coupling in addition to the Hubbard interaction^{25,39}. While both families show a 'Mott' transition, for the molybdates this happens in a somewhat spin disordered background, with no long range order in the insulating state^{23,29,30}, while the iridates generally show a transition from a paramagnetic metal to an 'all-in-all-out' magnetic insulator⁴⁰⁻⁴². The frustration in the pyrochlore lattice plays a role in both these materials, but one clearly requires more than the simple Hubbard model to approach the phenomena.

This paper is focused on a detailed study of the model appropriate to the molybdates $R_2Mo_2O_7$. These exhibit ground states that vary from a ferromagnetic metal (FM-M) to a spin glass metal (SG-M) and then a spin glass insulator (SG-I) as the rare earth radius is reduced^{43,44}. Materials with $R = Nd$ and Sm are metallic, $R = Tb$, Dy , Ho , Er , and Y are insulating, and $R=Gd$ is on the verge of the insulator-metal transition^{44,45} (IMT). The highest ferromagnetic T_c is $\sim 100K$, in Nd , while the spin glass transition temperature, T_{SG} is typically⁴⁶⁻⁴⁸ $\sim 20K$. The unusual features in transport include very large residual resistivity, $\sim 10 m\Omega cm$ close to the metal-insulator transition⁴⁵, prominent anomalous Hall effect in metallic samples⁴⁹⁻⁵³, *e.g.* $Nd_2Mo_2O_7$, and magnetic field driven metalization in the weakly insulating samples⁵⁴ *e.g.* $Gd_2Mo_2O_7$. Further, it's been shown that the local structural distortion plays an important role in the stabilization of the ferromagnetic or spin-glass phases⁵⁵.

More recent study of Mn-doping of Gd and Ho molybdates in the form $R_2(\text{Mo}_{1-x}\text{Mn}_x)_2\text{O}_7$ demonstrate the strengthening of the spin-glass behavior in both systems upon doping⁵⁵. On the other hand, Ca-doping of Nd molybdate in the form $(R_{1-x}\text{Ca}_x)_2\text{Mo}_2\text{O}_7$ with $x \leq 0.15$ displays robust canted ferromagnetic state. The stability of the canting angle of the Mo magnetic moments with respect to the doping is a key puzzle in the topological Hall effect observed in this material^{56,57}.

We will discuss the model for the molybdates in detail later, to motivate our study it suffices to mention that the active degrees of freedom include one electron per Mo in a twofold degenerate orbital, Hund's coupled to a $S = 1/2$ moment on the same ion. The electrons have onsite Hubbard repulsion (U) between them while the local moments have a nearest neighbour antiferromagnetic (AF) coupling, J_{AF} . The Hund's coupling drives double exchange (DE) ferromagnetism, opposed by AF superexchange, while Hubbard repulsion promotes a Mott insulating state. Reducing r_R reduces the hopping - weakening DE and also enhancing the effect of Hubbard repulsion, while increasing pressure is supposed to (mainly) affect³³ the antiferromagnetic coupling.

There are several major questions left unresolved by existing work: (1) At ambient pressure the metal-insulator and magnetic 'transition' are simultaneous, is that true with increasing pressure (changing J_{AF}) as well? (2) Is there an 'universal' quantity that dictates the metal-insulator transition (MIT) trajectory over a large pressure window? (3) What is the fate of the coupled spin-orbital state for changing pressure and rare earth radius? (4) What is the low energy spectral behaviour in the vicinity of the MIT as the pressure is varied? (5) What is the quasiparticle character close to the Mott transition? (6) Can we obtain realistic thermal scales for the magnetic transitions?

We employ a real space approach, equivalent to unrestricted Hartree-Fock at zero temperature, that uses a static auxiliary orbital field to handle the Hubbard interaction. We solve the resulting 'electron - local moment - orbital moment' problem via Monte Carlo based simulated annealing on the pyrochlore lattice. Within the limits of our method we address (1)-(4) of the questions posed above, and (5) and (6) elsewhere. Our main results are the following:

- *Phase boundaries:* The proximity of the magnetic transition and MIT in the ambient pressure molybdates is a coincidence - at weak AF coupling the metal and insulator are both ferromagnetic, while at strong AF coupling they are both spin disordered.
- *Physics behind the MIT:* The shift in the critical interaction for the MIT, with applied pressure, can be understood in terms of the kinetic energy suppression driven by growing spin and orbital disorder.
- *Coupled spin-orbital state:* The magnetic state is a spin ferromagnet (S-F) or a spin liquid (S-L), the

orbital state is similarly orbital ferromagnet (O-F) or orbital liquid (O-L). We find that the low J_{AF} state is mainly S-F - O-F while the large J_{AF} state is S-L - O-L.

- *Spectral behaviour near the MIT:* The U_c changes with changing J_{AF} , so we use a normalised frequency scale, $\omega/U_c(J_{AF})$, to compare spectral features. At the MIT the larger J_{AF} systems have more low energy spectral weight than the weak J_{AF} case. Surprisingly, the gap edge states at large J_{AF} are strongly localized, leading to an optical gap that is larger than the density of states gap, revealing the growing Anderson character of the transition with increasing J_{AF} .

The remaining of this paper is structured as follows. In section II we discuss the static auxiliary field based Monte Carlo method in connection with the full fledged determinant quantum Monte Carlo and the unrestricted Hartree-Fock methods. This is followed by a discussion of our results in section III, comprising of the ground state phase diagram, the detailed magnetic and orbital structure factors in the different phases, and the density of states and transport properties across the metal-insulator transition. We propose an effective spin only model for the fermionic system under consideration in section IV and discuss the MIT in the light of this effective model. We conclude in section V with pointers for experiments.

II. MODEL AND METHOD

A. Model

The $R_2\text{Mo}_2\text{O}_7$ structure consists of two interpenetrating pyrochlore lattices, one formed by Mo cations and the other by R. Model Hamiltonian studies ignore the orbitals on R and oxygen, focusing instead on the orbitals on Mo. The Mo atom has octahedral oxygen coordination, the resulting crystal field splits the fivefold degenerate Mo 4d states into doubly degenerate e_g and triply degenerate t_{2g} manifolds, and a trigonal distortion splits the t_{2g} further into a nondegenerate a_{1g} and a doubly degenerate e'_g . The hopping between Mo orbitals at different sites is mediated by the intervening oxygen. The Mo cation is nominally tetravalent and has two electrons on average. The deeper a_{1g} state behaves like a local moment, and the single electron in the two e'_g orbitals is the 'itinerant' degree of freedom³⁸. The e_g state remains unoccupied.

There are additional small scales, related to bond distortions, *etc.*, that are responsible for the spin freezing phenomena^{58,59}. We ignore them for the time being. Also, the moments on R can be relevant when studying effects like spin chirality induced anomalous Hall effect⁴⁹⁻⁵³. We do not include these moments in our model.

We study the following model⁶⁰, in parameter regimes described below:

$$H = \sum_{\langle ij \rangle, \alpha\beta, \sigma} t_{ij}^{\alpha\beta} c_{i\alpha\sigma}^\dagger c_{j\beta\sigma} - J_H \sum_{i, \alpha} \mathbf{S}_i \cdot c_{i\alpha\sigma}^\dagger \vec{\sigma}_{\sigma\sigma'} c_{i\alpha\sigma'} + J_{AF} \sum_{\langle ij \rangle} \mathbf{S}_i \cdot \mathbf{S}_j + \sum_{i, \alpha\beta\alpha'\beta'}^{\sigma, \sigma'} U_{\alpha\beta}^{\alpha'\beta'} c_{i\alpha\sigma}^\dagger c_{i\beta\sigma'}^\dagger c_{i\beta\sigma'} c_{i\alpha\sigma}$$

The first term is the kinetic energy, involving nearest neighbour intra and inter-orbital e'_g hopping. The second term is the Hund's coupling between the a_{1g} local moment \mathbf{S}_i and the e'_g electrons, J_{AF} is the AF superexchange coupling between local moments at neighbouring sites on the pyrochlore lattice, and the U represent onsite e'_g Coulomb matrix elements.

To simplify the computational problem we treat the localized spins \mathbf{S}_i as classical unit vectors, absorbing the size S in the magnetic couplings. We will comment on the limitations of this approximation later. Also, to reduce the size of the Hilbert space we assume that $J_H/t \gg 1$, where t is the typical hopping scale, so that only the locally 'spin aligned' fermion state is retained. In this local basis the hopping matrix elements are dictated by the orientation of the \mathbf{S}_i on neighbouring sites. This leads to the simpler model:

$$H = \sum_{\langle ij \rangle, \alpha\beta} \tilde{t}_{ij}^{\alpha\beta} \tilde{c}_{i\alpha}^\dagger \tilde{c}_{j\beta} + J_{AF} \sum_{\langle ij \rangle} \mathbf{S}_i \cdot \mathbf{S}_j + U \sum_i n_{i\alpha} n_{i\beta}$$

where the fermions are now 'spinless'. $U > 0$ is the inter-orbital Hubbard repulsion. The effective hopping is determined by the orientation of the localized spins $\mathbf{S}_i = (\sin\theta_i \cos\phi_i, \sin\theta_i \sin\phi_i, \cos\theta_i)$, as $t_{ij}^{\alpha\beta} = [\cos\frac{\theta_i}{2} \cos\frac{\theta_j}{2} + \sin\frac{\theta_i}{2} \sin\frac{\theta_j}{2} e^{-i(\phi_i - \phi_j)}] t^{\alpha\beta}$, with $t^{11} = t^{22} = t$ and $t^{12} = t^{21} = t'$. We set $t' = 1.5t$ as is appropriate for these kinds of orbitals³⁸.

The first two terms represent fermions in a classical spin background and the resulting magnetic phase competition has been studied on a pyrochlore⁶¹. While these results are interesting they miss out on the large correlation scale, U , that drives the Mott transition. One option is to treat the model within dynamical mean field theory (DMFT)⁶², but then the spatial character crucial to the pyrochlore lattice is lost.

The current paper is focused on the ground state but we discuss our general strategy for solving the finite temperature problem below. This will describe the simulated annealing scheme for arriving at the ground state.

B. Method

We handle the problem in real space as follows: (i) We use a Hubbard-Stratonovich (HS)^{63–65} transformation that decouples $U n_{i\alpha} n_{i\beta}$ in terms of an auxiliary orbital variable $\mathbf{\Gamma}_i(\tau)$, coupling to the electronic orbital moment $\mathbf{O}_i = \sum_{\mu\nu} c_{i\mu}^\dagger \vec{\sigma}_{\mu\nu} c_{i\nu}$, and a scalar field $\Phi_i(\tau)$ coupling

to the electronic density n_i at each site. The Matsubara frequency versions of these fields are $\mathbf{\Gamma}_{i,n}$ and $\Phi_{i,n}$, where $\Omega_n = 2\pi nT$ is a bosonic frequency. (ii) An exact treatment of the resulting functional integral, see below, requires determinant quantum Monte Carlo (DQMC) - computing a fermion determinant $D(\mathbf{\Gamma}_{i,n}, \Phi_{i,n}, \mathbf{S}_i)$ iteratively as the 'weight factor' for auxiliary field configurations. Fermion Green's functions would be computed on the equilibrium $\{\mathbf{\Gamma}, \Phi, \mathbf{S}\}$ backgrounds.

The DQMC implementation, which we will approximate, takes the following route. The partition function is written as a functional integral over Grassmann fields $\psi_{i\alpha}(\tau)$ and $\bar{\psi}_{i\alpha}(\tau)$:

$$Z = \int \mathcal{D}\psi \mathcal{D}\bar{\psi} \mathcal{D}\mathbf{S} e^{-\int_0^\beta d\tau \mathcal{L}(\tau)}$$

$$\mathcal{L}(\tau) = \sum_{\langle ij \rangle, \alpha\beta} \{ \bar{\psi}_{i\alpha} ((\partial_\tau - \mu) \delta_{ij} \delta_{\alpha\beta} + \tilde{t}_{ij}^{\alpha\beta}) \psi_{j\beta} \} + U \sum_{i, \alpha \neq \beta} \bar{\psi}_{i\alpha} \psi_{i\alpha} \bar{\psi}_{i\beta} \psi_{i\beta} + J_{AF} \sum_{\langle ij \rangle} \mathbf{S}_i \cdot \mathbf{S}_j$$

The quartic term is 'decoupled' exactly via a Hubbard-Stratonovich transformation

$$e^{U \bar{\psi}_{i\alpha} \psi_{i\alpha} \bar{\psi}_{i\beta} \psi_{i\beta}} = \int \frac{d\Phi_i d\mathbf{\Gamma}_i}{4\pi^2 U} e^{(i\Phi_i n_i - \mathbf{\Gamma}_i \cdot \mathbf{O}_i + \frac{\Phi_i^2}{U} + \frac{\mathbf{\Gamma}_i^2}{U})}$$

where $\Phi_i(\tau)$ and $\mathbf{\Gamma}_i(\tau)$ are two auxiliary fields: $\Phi_i(\tau)$ coupling to charge density $n_i = n_{i\alpha} + n_{i\beta}$, and $\mathbf{\Gamma}_i(\tau)$ coupling to the orbital variable $\mathbf{O}_i = \sum_{\mu\nu} \bar{\psi}_{i\mu} \vec{\sigma}_{\mu\nu} \psi_{i\nu}$. This leads to:

$$Z = \int \mathcal{D}\psi \mathcal{D}\bar{\psi} \mathcal{D}\mathbf{S} \prod_i \frac{d\Phi_i d\mathbf{\Gamma}_i}{4\pi^2 U} e^{-\int_0^\beta d\tau \mathcal{L}(\tau)}$$

$$\mathcal{L}(\tau) = \mathcal{L}_0(\tau) + \mathcal{L}_{int}(\tau) + \mathcal{L}_{cl}(\tau)$$

$$\mathcal{L}_0(\tau) = \sum_{\langle ij \rangle, \alpha\beta} \{ \bar{\psi}_{i\alpha} ((\partial_\tau - \mu) \delta_{ij} \delta_{\alpha\beta} + \tilde{t}_{ij}^{\alpha\beta}) \psi_{j\beta} \}$$

$$\mathcal{L}_{int}(\tau) = \sum_i \{ i\Phi_i \bar{\psi}_{i\alpha} \psi_{i\beta} \delta_{\alpha\beta} - \mathbf{\Gamma}_i \cdot \bar{\psi}_{i\alpha} \vec{\sigma}_i \psi_{i\beta} \}$$

$$\mathcal{L}_{cl}(\tau) = \sum_i \{ \frac{\Phi_i^2}{U} + \frac{\mathbf{\Gamma}_i^2}{U} \} + J_{AF} \sum_{\langle ij \rangle} \mathbf{S}_i \cdot \mathbf{S}_j$$

Since the fermions are now quadratic the $\int \mathcal{D}\Psi..$ integrals can be formally performed to generate the effective action for the background fields:

$$Z \sim \int \mathcal{D}\Phi \mathcal{D}\mathbf{\Gamma} \mathcal{D}\mathbf{S} e^{-S_{eff}\{\Phi, \mathbf{\Gamma}, \mathbf{S}\}}$$

$$S_{eff} = \log \text{Det}[\mathcal{G}^{-1}\{\Phi, \mathbf{\Gamma}, \mathbf{S}\}] + \int_0^\beta d\tau \mathcal{L}_{cl}(\tau)$$

In the expression above \mathcal{G} is the electron Green's function in a $\{\Phi, \mathbf{\Gamma}, \mathbf{S}\}$ background.

Now the options. (1) Determinant Quantum Monte Carlo would proceed by using S_{eff} as the 'weight' for the background configurations, and compute electron properties on these after equilibration. (2) Mean field theory

would assume the fields to be time independent, replace them by their mean values, and minimise the free energy. (3) A *static path approximation* to Z again assumes the fields to be time independent, but samples over spatial fluctuations.

We adopt method (3), which is computationally simpler than DQMC but much more sophisticated than MFT at finite temperature. So we (i) neglect the imaginary time dependence of Φ_i and Γ_i , *i.e.*, retain only the zero Matsubara frequency modes of these fields, and (ii) replace Φ_i by its saddle point value $\langle\Phi_i\rangle = (U/2)\langle n_i\rangle = U/2$, since the important low energy fluctuations arise from the Γ_i . The electron is now subject to *static* background fields so the partition function can be written as a trace over an effective ‘Hamiltonian’, rather than require an effective ‘action’. Specifically:

$$H_{eff}\{\Gamma_i, \mathbf{S}_i\} = -\frac{1}{\beta} \log \text{Tr} e^{-\beta H_{el}} + H_{AF} + \frac{1}{U} \sum_i \Gamma_i^2$$

$$H_{el} = \sum_{ij}^{\alpha\beta} \tilde{t}_{ij}^{\alpha\beta} c_{i\alpha}^\dagger c_{j\beta} - \tilde{\mu} \sum_i n_i - \sum_i \Gamma_i \cdot \mathbf{O}_i$$

with $\tilde{\mu} = \mu - U/2$ and H_{AF} the Heisenberg term. For convenience we redefine $\Gamma_i \rightarrow \frac{U}{2}\Gamma_i$, so that the Γ_i is dimensionless. This leads to the effective electronic Hamiltonian used in the text:

$$H_{el} = \sum_{ij}^{\alpha\beta} \tilde{t}_{ij}^{\alpha\beta} c_{i\alpha}^\dagger c_{j\beta} - \tilde{\mu} \sum_i n_i - \frac{U}{2} \sum_i \Gamma_i \cdot \mathbf{O}_i$$

The localized spin and orbital moment configurations follow the distribution

$$P\{\mathbf{S}_i, \Gamma_i\} \propto \text{Tr}_{cc^\dagger} e^{-\beta H_{eff}}$$

This overall approach has been used in the nuclear many body problem^{66,67}, superconductivity^{68–71}, *etc.*, and by us in other studies of the Mott problem before^{72,73}.

There are regimes where some analytic progress can be made, as we discuss later, but our results are based on a Monte Carlo solution of the model above - generating the equilibrium configuration for the $\{\mathbf{S}_i, \Gamma_i\}$ through iterative diagonalisation of H_{eff} . We start with high temperature, $\sim 0.5t$, higher than any transition temperature in the problem, and reduce it to $T = 0.001t$ to access ground state properties. To access large sizes within reasonable time we use a cluster algorithm⁷⁴ for estimating the update cost. Results in this paper are for a $6 \times 6 \times 6$ pyrochlore lattice of ~ 800 atoms.

A couple of comments on the $T \rightarrow 0$ limit of our method which reduces to unrestricted Hartree-Fock in the magnetic channel. Traditionally, Hartree-Fock calculations impose a certain pattern on the order parameter and minimise with respect to the amplitude. On a frustrated geometry it is not clear what pattern to impose so we vary with respect to the full set $\{\mathbf{S}_i, \Gamma_i\}$. The resulting state turns out to be disordered but correlated, and leads to a non trivial electronic spectrum.

C. Observables

From the equilibrium configurations obtained at the end of annealing we calculate the following averaged quantities (angular brackets represent thermal average over MC configurations): (i) Magnetic and orbital structure factors are:

$$S_{mag}(\mathbf{q}) = \frac{1}{N^2} \sum_{ij} \langle \mathbf{S}_i \cdot \mathbf{S}_j \rangle e^{i\mathbf{q} \cdot (\mathbf{r}_i - \mathbf{r}_j)}$$

$$S_{orb}(\mathbf{q}) = \frac{1}{N^2} \sum_{ij} \langle \Gamma_i \cdot \Gamma_j \rangle e^{i\mathbf{q} \cdot (\mathbf{r}_i - \mathbf{r}_j)}$$

(ii) The size distribution of the orbital field is computed as

$$P(\Gamma) = \frac{1}{N} \sum_i \langle \delta(\Gamma - |\Gamma_i|) \rangle$$

(iii) The electronic density of states is,

$$N(\omega) = \frac{1}{N} \sum_n \langle \delta(\omega - \epsilon_n) \rangle$$

where ϵ_n are single particle eigenvalues in an equilibrium configuration.

(iv) The optical conductivity is:

$$\sigma_{xx}(\omega) = \frac{\sigma_0}{N} \left\langle \sum_{n,m} \frac{f(\epsilon_n) - f(\epsilon_m)}{\epsilon_m - \epsilon_n} |J_x^{nm}|^2 \delta(\omega - E_{mn}) \right\rangle$$

where J_x^{nm} is $\langle n | J_x | m \rangle$ and the current operator is given by

$$J_x = -i \sum_{i,\alpha\beta} \left[(\tilde{t}_{i,i+\hat{x}}^{\alpha\beta} c_{i,\alpha}^\dagger c_{i+\hat{x},\beta} - \text{hc}) \right]$$

$E_{mn} = \epsilon_m - \epsilon_n$, $f(\epsilon_n)$ is the Fermi function, ϵ_n and $|n\rangle$ are the single particle eigenvalues and eigenstates of H_{el} respectively. The conductivity is in units of $\sigma_0 = e^2/(\hbar a_0)$, where a_0 is the lattice constant. (v) The d.c. conductivity is obtained as a low frequency average of the optical conductivity over a window $\Omega = 0.05t$.

$$\sigma_{dc} = \frac{1}{\Omega} \int_0^\Omega d\omega \sigma_{xx}(\omega)$$

and the resistivity $\rho = 1/\sigma_{dc}$.

III. RESULTS

A. Phase diagram

Fig.1(a) shows the ground state of the model for varying U/t and J_{AF}/t , while Fig.1(b) shows $N(0)$, the density of states at the Fermi level, over the same parameter space.

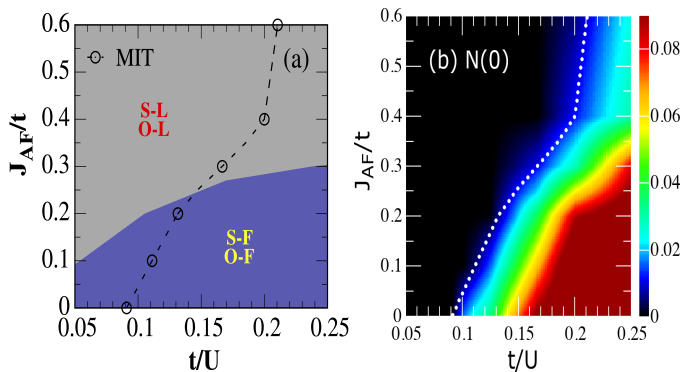


FIG. 1. (a) Ground state phase diagram showing the metal-insulator transition (MIT) boundary in the t/U , and J_{AF}/t plane. We label the various magnetic phases as spin-ferromagnet (S-F) and spin liquid (S-L). The two orbital phases are labeled as orbital-ferromagnet (O-F) and orbital liquid (O-L). The detailed characterisation of these phases is mentioned in the text. Panel (b) shows the density of states at the Fermi level, $N(0)$, for varying t/U and J_{AF}/t . The dotted line corresponds to MIT. $N(0)$ vanishes in the insulating phase at weak J_{AF}/t . However, it retains a small non-zero value at large J_{AF}/t , an indication of frustration induced Anderson localization behavior (discussed later).

First the notation: we characterise phases in terms of their spin and orbital character, S-L is spin-liquid and S-F is a spin ferromagnet. Similarly, O-L is orbital-liquid, *etc.* These phases also need to be specified in terms of their transport character. To avoid a cluttered picture we have simply shown the metal-insulator boundary in the $t/U - J_{AF}/t$ plane, the metal/insulator aspect can be inferred from it. The metal-insulator transition can be located from the vanishing of $N(0)$, and also from a calculation of the d.c conductivity.

When $J_{AF} = 0$ there is a metal-insulator transition at $U_c \sim 11t$ from a ferromagnetic metal to a *ferromagnetic insulator*. When the superexchange is moderate, $J_{AF} \sim 0.2t$, there is strong competition between ferromagnetism (S-F, mediated by double-exchange) and antiferromagnetic tendency. As a result there is a crossover from S-F to spin disordered (S-L) behaviour with increasing U/t roughly around the MIT, although weak ferromagnetism survives in the insulator. For strong superexchange, $J_{AF} \gtrsim 0.5t$, the antiferromagnetic tendency suppresses ferromagnetism completely and, as we will show, there is no magnetisation at any U/t . We have a spin liquid (S-L) state at all U/t . In this large J_{AF} limit, a relatively weak Hubbard repulsion, $U \sim 5t$, is enough to drive the metal-insulator transition.

B. The magnetic state

A detailed understanding of the magnetic state is provided by the magnetic structure factor $S_{mag}(\mathbf{q})$ computed in the optimised background. It highlights not

only long range order, in terms of prominent peaks in \mathbf{q} space, but also possible correlations in the disordered state when there is no long range order.

Fig.2 shows $S_{mag}(\mathbf{q})$ for three different superexchange couplings and for three U 's in each case. The U 's are chosen so that they capture the metal, insulator, and crossover regime for all three values of J_{AF} .

For $J_{AF} = 0$ there is no magnetic phase competition. At $U = 4t$, $S_{mag}(\mathbf{q})$ has dominant weight at $\mathbf{q} = (0, 0, 0)$ describing the ferromagnetic order promoted by double-exchange. The magnetisation is $\gtrsim 0.95$ (limited by our annealing process) and the structure factor peak is $\sim 0.9 \sim M^2$. As the column shows, this result does not depend on U , suggesting that even deep in the Mott insulator one would obtain a saturated ferromagnetic state. The T_c 's would of course differ, since the stiffness of the FM state depends on the kinetic energy - which is U dependent.

For $J_{AF} = 0.2t$, $S_{mag}(\mathbf{q})$ has a large weight at $\mathbf{q} = (0, 0, 0)$ at $U = 4t$, as in the first row, but at $U = 8t$ the peak, although still at $(0, 0, 0)$, has diminished weight, ~ 0.1 . The metal-insulator transition occurs around $U \sim 8t$ and by the time $U = 12.5t$ (last row) S_{mag} does not have any prominent peaks at any \mathbf{q} . The superexchange coupling overcomes the kinetic energy gain from DE but the pyrochlore structure prevents AF ordering.

For $J_{AF} = 0.6t$, $S_{mag}(\mathbf{q})$ the weight is spread over all \mathbf{q} but in a correlated manner, indicative of a spin liquid phase.

C. The orbital state

To have an idea of the underlying orbital state, we calculate the orbital structure factor $S_{orb}(\mathbf{q})$. Fig.3 shows the structure factor for the three superexchange couplings. For $J_{AF} = 0$ we see $S_{orb}(\mathbf{q})$ has dominant weight at $\mathbf{q} = (0, 0, 0)$ describing the orbital-ferro (O-F) ordering. For $J_{AF} = 0.2t$, $S_{orb}(\mathbf{q})$ has dominant weight at $\mathbf{q} = (0, 0, 0)$ for $U = 4t$ and $8t$ (O-F ordering), and an orbital liquid state for $U = 12.5t$. For $J_{AF} = 0.6t$, $S_{orb}(\mathbf{q})$ has weight spread over all \mathbf{q} indicating an orbital liquid state.

D. Density of states

Fig.4 shows the ground state density of states (DOS) for various interaction strengths for the three regimes of superexchange interaction of our phase-diagram. We can see that for $U < U_c$, the DOS has a finite weight at the Fermi energy, and for $U \geq U_c$, the DOS has a gap in the spectrum. As $U \rightarrow U_c$, the DOS develops a prominent dip at the Fermi energy, a signature of the pseudogap (PG) phase. We can understand this in the following way. The band ($U = 0$) limit of this model is a metal, with finite DOS and a peak at the Fermi level. Inclusion of the inter-orbital interaction (U) leads

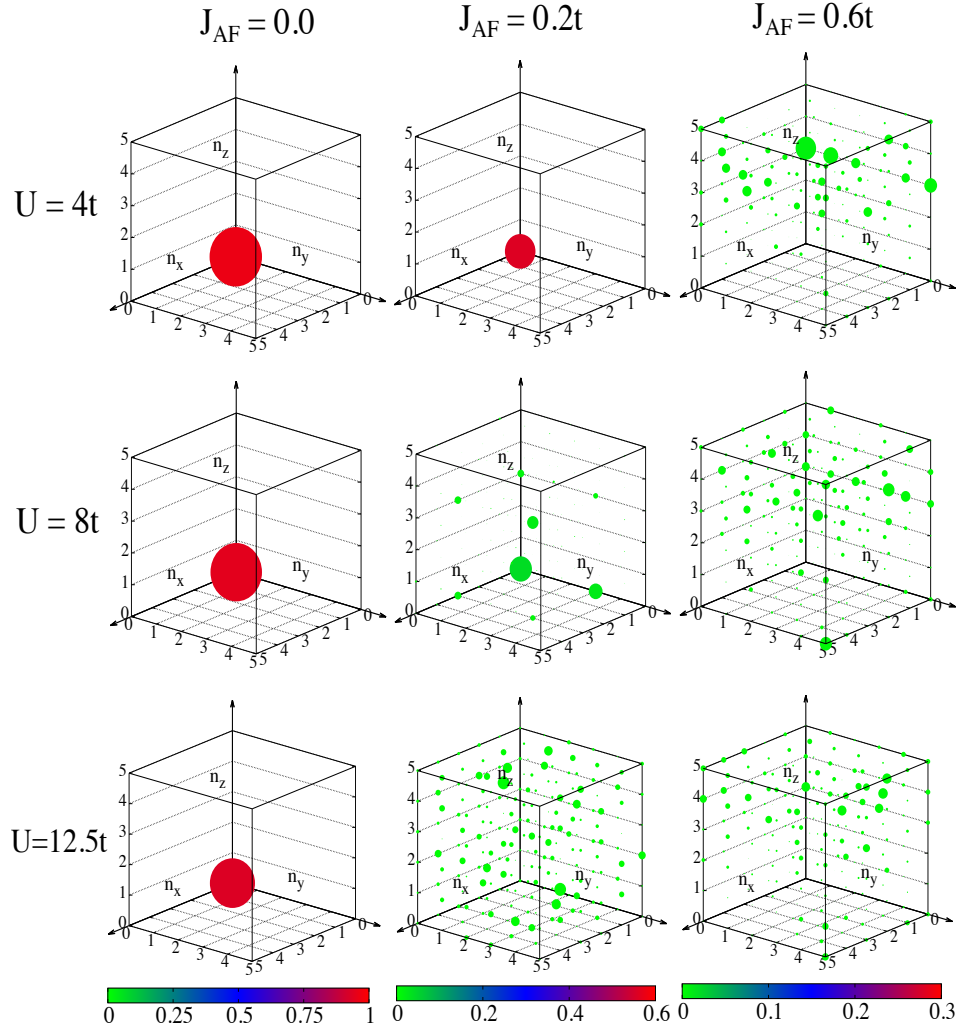


FIG. 2. Spin structure factor $S_{mag}(\mathbf{q})$ at $T = 0$ for $U/t = 4, 8$ and 12.5 for each of $J_{AF}/t = 0$ (left column), 0.2 (middle column) and 0.6 (right column). We use the notation $\mathbf{q} = \frac{2\pi}{L}(n_x, n_y, n_z)$, where n_i 's are integers and $0 \leq n_i < L$. In our calculation $L = 6$. The size of a dot signifies relative weight at a given \mathbf{q} while its color represents the actual magnitude of $S_{mag}(\mathbf{q})$. The presence of dominant weight at some $\mathbf{q} = (0, 0, 0)$ indicates magnetic order phase, while the 'random' but correlated patterns indicate a spin liquid.

to the emergence of orbital moments $\mathbf{\Gamma}_i$, with the size of the orbital moment $|\mathbf{\Gamma}_i|$ determined by the strength of U . For $U < U_c$, we have $|\mathbf{\Gamma}_i| \ll \Gamma_{sat} = 1$. (see fig.8, discussed later) The presence of these orbital moments reduce the DOS at the Fermi level. As $U \rightarrow U_c$, $|\mathbf{\Gamma}_i|$ increases monotonically and for $U \gg U_c$ it saturates to the atomic value $|\mathbf{\Gamma}_i| = 1$. The presence of large orbital moments for $U \geq U_c$ leads to the opening of a gap in the DOS. From our calculation, we estimate that for $J_{AF} = 0$, $U_c = 11.0t$, for $J_{AF} = 0.2t$, $U_c = 7.6t$ and for $J_{AF} = 0.6t$, $U_c = 5.0t$. The superexchange interaction favors the Mott-insulating phase.

The lower set of panels in Fig.4 show the DOS near the MIT for fixed ratios of $U/U_c(J_{AF})$. Within each panel the J_{AF} is varied to probe if the spectral behaviour changes with changing AF coupling, after factoring out the effect of U_c change by normalising the frequency axis

by U_c . Our primary observation is that increasing J_{AF} leads to enhanced low energy DOS for a fixed ratio U/U_c . We attribute this to the increased spin and orbital disorder in the larger J_{AF} situation - leading to an increasing 'Anderson-Mott' character of the metal-insulator transition. We have computed the inverse participation ratio (IPR) for states as J_{AF} is increased and find increasing localization. We discuss those results later.

E. Optics and transport

Fig.5 shows the optical conductivity, $\sigma(\omega)$, in the ground state for various interaction strengths and three regimes of superexchange interaction of our phase diagram.

The band ($U = 0$) limit of the model has finite DOS

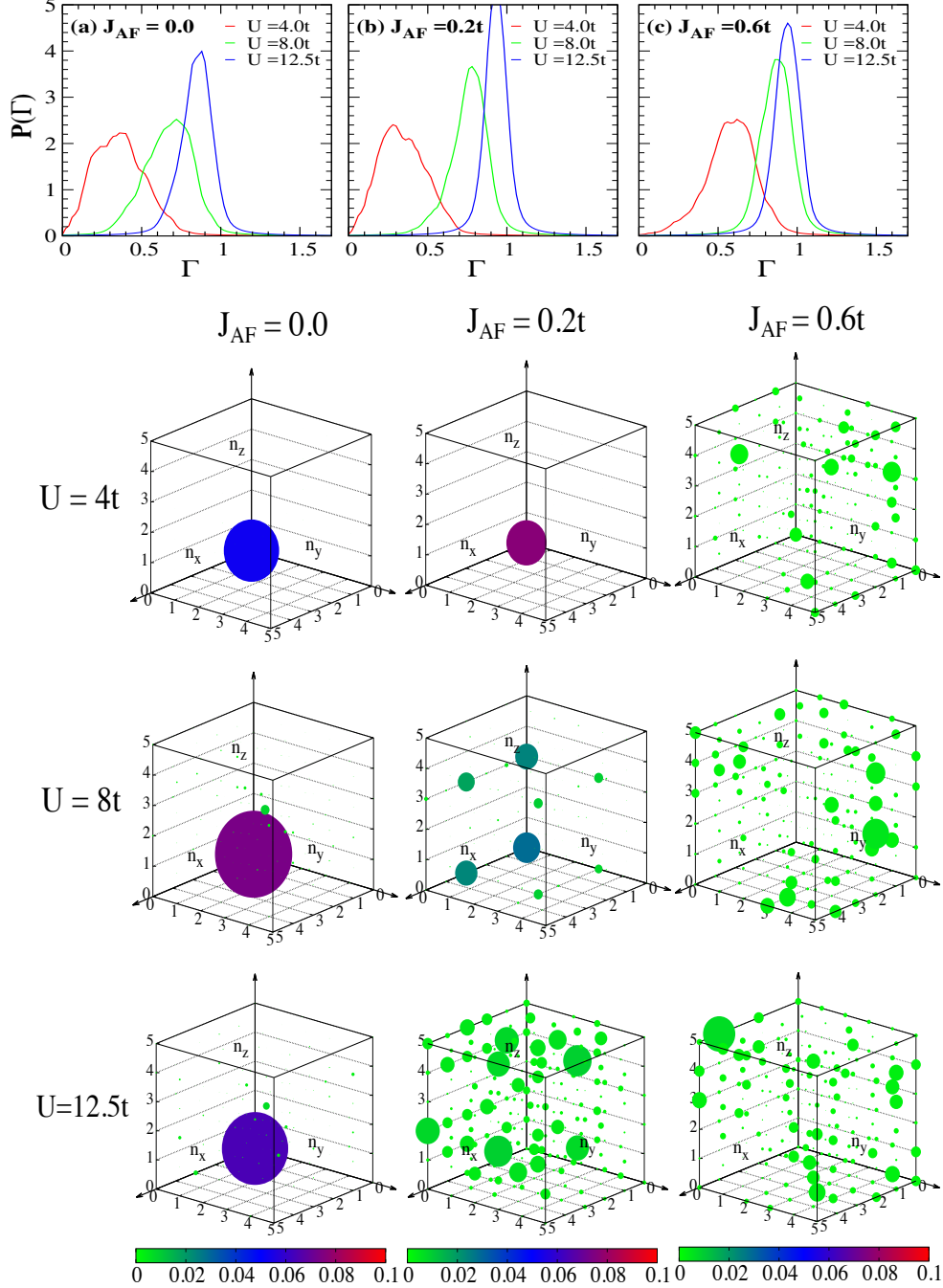


FIG. 3. (Top row) Ground state size distribution of the orbital field $P(\Gamma)$ for $J_{AF} = 0, 0.2t$ and $0.6t$ for indicated U values. (Remaining rows) Orbital structure factor at $T = 0$ for $U/t = 4, 8$ and 12.5 for each of $J_{AF}/t = 0$ (left column), 0.2 (middle column) and 0.6 (right column). We use the same convention as described in Fig. 2. The size of a dot signifies relative weight at a given \mathbf{q} while its color represents the actual magnitude of $S_{orb}(\mathbf{q})$. The presence of dominant weight at some \mathbf{q} , indicates an orbital ordered phase, otherwise a disordered phase.

at the Fermi level. As a result $\sigma(\omega)$ shows a Drude peak in this limit. Inter-orbital interaction (U) leads to the emergence of orbital moments $\mathbf{\Gamma}_i$. For $U < U_c$, we have $|\mathbf{\Gamma}_i| \ll \Gamma_{sat} = 1$. Increasing size of these orbital moments leads to a suppressed Drude response, and $\sigma(\omega)$ peak shifts to higher frequencies, indicating an increase in the

insulating tendency of the system.

$|\mathbf{\Gamma}_i|$ increases monotonically with increasing U and for $U \gg U_c$ it saturates to the atomic value $|\mathbf{\Gamma}_i| = 1$. Beyond U_c there is an optical gap in $\sigma(\omega)$. From our calculation, we find that the U_c 's for different superexchange scales are consistent with those obtained from the DOS results.

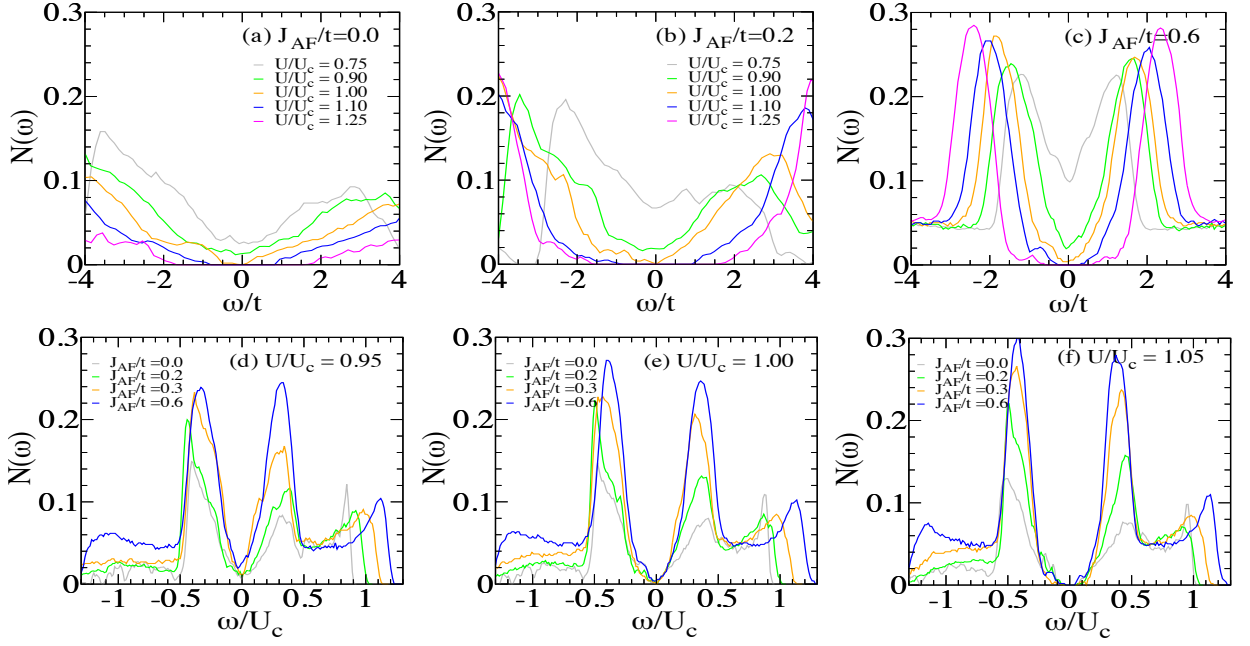


FIG. 4. (a)-(c) Ground state density of states (DOS) for $J_{AF} = 0, 0.2t$ and $0.6t$ for different U/U_c . (d)-(f) Ground state DOS for $U/U_c = 0.95, 1.0$ and 1.05 , on a normalised frequency scale, for the indicated J_{AF} values.

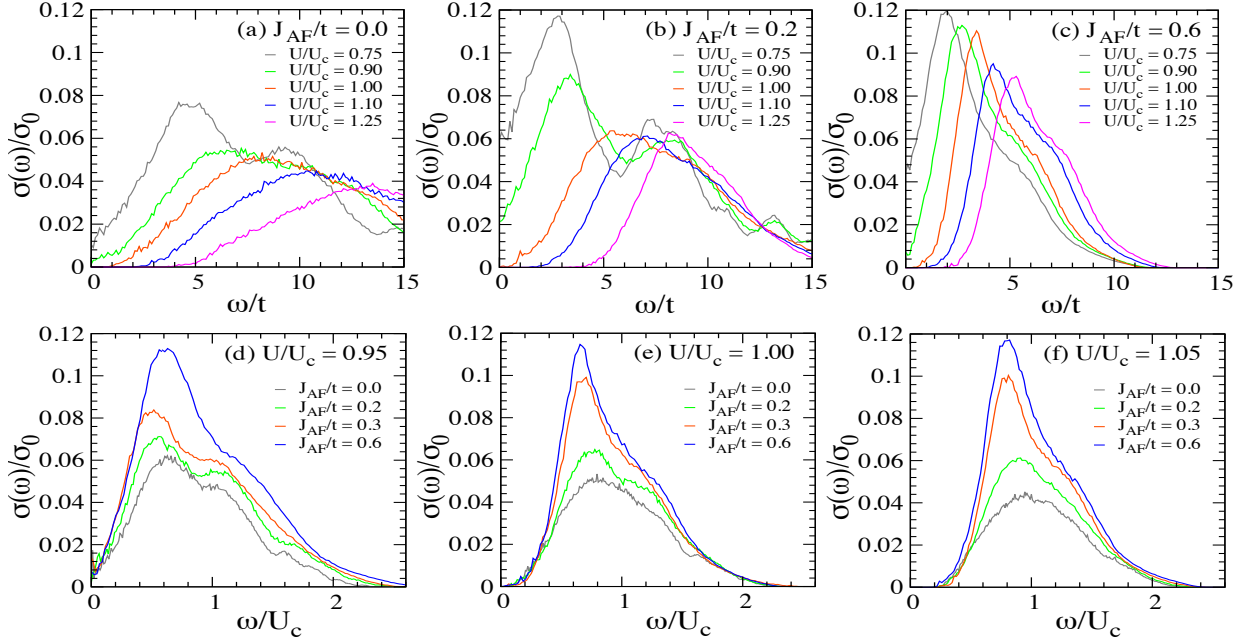


FIG. 5. (a)-(c) Ground state optical conductivity for $J_{AF} = 0, 0.2t$ and $0.6t$ for different U/U_c . (d)-(f) Ground state optical conductivity for $U/U_c = 0.95, 1.0$ and 1.05 , on a normalised frequency scale, for the indicated J_{AF} values.

The lower set of panels in Fig. 5 show the optical conductivity near the MIT for fixed ratios of $U/U_c(J_{AF})$. Within each panel the J_{AF} is varied to probe if $\sigma(\omega)$ changes with changing AF coupling, after factoring out the effect of U_c change by normalising the frequency axis by U_c . Our primary observation is the increase in the low frequency spectral weight at a fixed U/U_c as J_{AF} , and the associated background disorder, increases.

We show the optical gap Δ in Fig. 6(a). It is clearly seen that $\Delta = 0$ for $U < U_c$ and it increases monotonically for $U \geq U_c$. Fig. 6(b) shows the variation of residual dc resistivity, $\rho(T = 0)$ with U/t for different superexchange values. The finite $\rho(0)$ for $U < U_c$ can be understood by the scattering of electrons from the (small) orbital moments. For $U \geq U_c$, the (large) orbital moments lead to an opening of a Mott-gap which man-

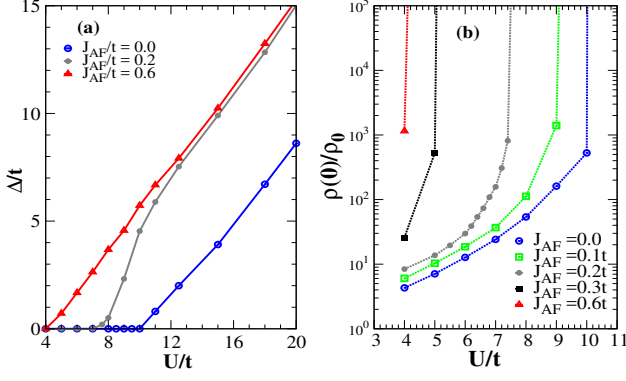


FIG. 6. (a) Variation of optical gap (Δ/t) with U/t for different J_{AF}/t values. Panel (b) shows the variation of residual resistivity $\rho(T=0)$ with U/t for different J_{AF}/t values. The normalizing scale is $\rho_0 = \hbar/e^2$.

ifests as $\rho(0) \rightarrow \infty$. These behaviors are seen in figure 6.

Fig. 7 shows the dc conductivity σ_{dc} from our calculation in the t/U - J_{AF}/t plane. We observe σ_{dc} vanishing as, $U \geq U_c$. This also allows us to roughly estimate the MIT boundary.

In Fig. 8(a), we highlight the behavior of the magnetisation (M) in the ground state. We find that at $J_{AF} = 0$ the system has saturated magnetisation, ($M = 1$) at all U values, irrespective of the metallic or insulating character. On the other hand, for $J_{AF} \gtrsim 0.5t$, the magnetisation is vanishingly small, ($M \sim 0$) for the entire U range probed in our study. For intermediate J_{AF} values, the magnetisation displays a rapid crossover around a scale $U_{mag}(J_{AF})$ that is close to but not quite the metal-insulator transition point $U_c(J_{AF})$. This is an indication of distinct energy scales governing the magnetic transition and the Mott transition in our model.

In Fig. 8(b), we show the behavior of average orbital moment $\Gamma_{avg} = 1/N \sum_i |\Gamma_i|$ in the ground state. For $U/t \rightarrow \infty$, the orbital moment $\rightarrow 1$, as one expects in the atomic limit. The approach to this asymptote is faster at larger J_{AF} values. On the other hand, the $U \rightarrow 0$ behaviour is dictated by the electronic bandstructure, and change in the magnetic state with J_{AF} . In Fig. 8(c)-(d), we show the overall variation of M and Γ_{avg} in the ground state, in the J_{AF}/t and t/U plane. It can be seen that the boundary separating the ferromagnetic and spin-liquid phases, and the MIT boundary separating the metallic and insulating regimes are distinct ones. We discuss the detailed nature of this interplay next.

IV. DISCUSSION

To get a feel for the changing magnetic state and the shifting MI transition point, it is useful to examine an approximate effective ‘spin only’ model. Consider the bond kinetic energy in a spin configuration $\{\mathbf{S}_i\}$. It is

the product of an electronic average and a modulated hopping both of which depend on $\{\mathbf{S}_i\}$. The dependence of the spin overlap factor is explicit, it is simply: $\sqrt{(1 + \mathbf{S}_i \cdot \mathbf{S}_j)/2}$. The electronic average does not have an obvious expression in terms of the spins but, as a starting approximation, we can replace $\langle c_{i\alpha}^\dagger c_{j\beta} \rangle$ by its thermal average⁷⁵. The thermal average, please note, is not a spin configuration dependent quantity.

Under this assumption the kinetic energy term can be approximated as below, and added to the AF term.

$$H_{eff}\{\mathbf{S}\} \approx \sum_{ij} D_{ij} \sqrt{(1 + \mathbf{S}_i \cdot \mathbf{S}_j)/2} + J_{AF} \sum_{\langle ij \rangle} \mathbf{S}_i \cdot \mathbf{S}_j$$

$$D_{ij} = \sum_{\alpha\beta} t_{ij}^{\alpha\beta} \langle c_{i\alpha}^\dagger c_{j\beta} \rangle + h.c$$

The role of the Hubbard interaction, acting through the orbital moment, is implicit in the model above. The D_{ij} are supposed to be computed in backgrounds that include the Γ_i as well as the AF coupling. Since the dependence of D_{ij} on the magnetic and orbital state is not known the model above does not have much predictive value. However, the thermally (and system) averaged D_{ij} , which we call just D , can serve to identify the origin of the changing magnetic character (see figure 9). It can also be related to direct measurables, *e.g.* (i) the spin stiffness (spin wave velocity), since the D and J_{AF} dictate this quantity, and (ii) the integrated optical weight, via the f -sum rule

$$\sum_{ij} D_{ij} \sqrt{(1 + \mathbf{S}_i \cdot \mathbf{S}_j)/2} \propto \int_0^\infty \sigma(\omega) d\omega \equiv n_{eff}$$

where n_{eff} , the integrated optical weight, is related to the effective carrier density. This can be roughly simplified to $D\sqrt{1+m^2} \propto n_{eff}$, where we have approximated the spin average by m^2 . The physics content of this is simple - reducing magnetisation reduces the hopping (D) and the combination determines n_{eff} .

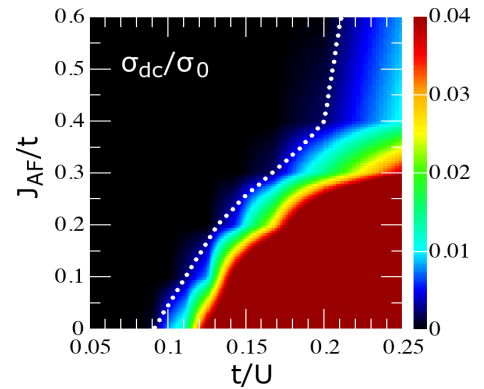


FIG. 7. Ground state d.c. conductivity, σ_{dc} , for varying t/U and J_{AF}/t . The normalizing scale is $\sigma_0 = e^2/\hbar$. The MIT boundary can be thought of as the vanishing of σ_{dc} , with increasing U/t values.

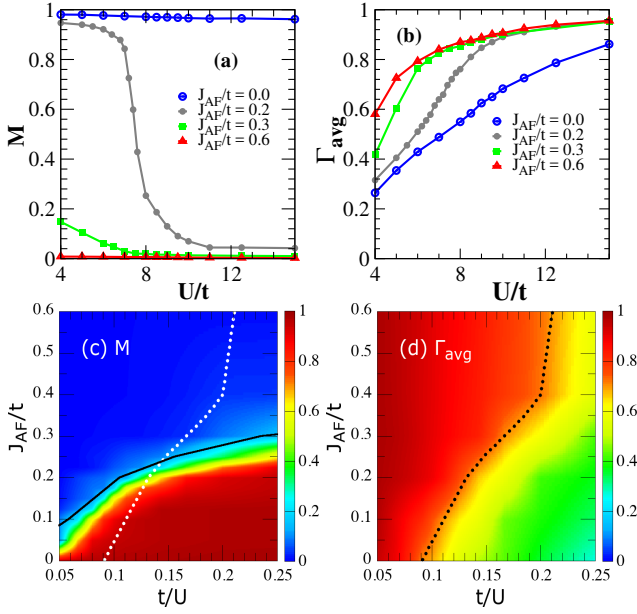


FIG. 8. Magnetisation (M) and average orbital moment (Γ_{avg}) in the ground state. (a) U/t dependence of M at $J_{AF} = 0$ indicates that the system has $M = 1$ at all U , irrespective of metal/insulator character, and for $J_{AF} \gtrsim 0.5t$, $M \sim 0$ for the entire U window probed. At intermediate J_{AF} , M shows a rapid crossover around a scale $U_{mag}(J_{AF})$ that is close to but not quite the metal-insulator transition point $U_c(J_{AF})$. (b) For $U/t \rightarrow \infty$, the orbital moment, $\Gamma_{avg} \rightarrow 1$, as expected in the atomic limit. The approach to this asymptote is faster at larger J_{AF} . The $U \rightarrow 0$ behaviour is dictated by the bandstructure, and change in the magnetic state with J_{AF} . (c)-(d) Overall variation of M and Γ_{avg} in the J_{AF}/t and t/U plane. The dashed line is the MIT boundary separating the metallic and insulating regimes.

1. The metal-insulator transition line

The role of J_{AF} is to generate magnetic phase competition and reduce the ferromagnetic tendency by suppressing the kinetic energy. To set a convenient reference, the effective bond resolved kinetic energy, D , at $J_{AF} = 0$ and $U \rightarrow 0$ is $\sim -t$. That allows us to set up three regimes.

(a). When $J_{AF} \ll D$, we essentially have a weakly renormalised FM ground state and U_c is only modestly suppressed with respect to the $J_{AF} = 0$ value. For us this happens when $J_{AF} \lesssim 0.1t$. (b). In the interval $0.1t < J_{AF} < 0.4t$ the U_c changes quickly, at $J_{AF} = 0.4t$ it is roughly half the value at $J_{AF} = 0$. (c). For $J_{AF} \gtrsim 0.4t$ the U_c does not reduce any further since the magnetic ground state is completely disordered and the magnetisation cannot be suppressed any further. This shows up as the vertical asymptote of the MIT line in Fig. 1.

2. The ferromagnet to ‘spin liquid’ transition

The ferromagnet to spin liquid ‘transition’ occurs along a line that we call $U_{mag}(J_{AF})$. There is some ambiguity in locating this line since within our parameter space the magnetisation is always finite, if small. We set $M = 0.05$ as the S-F to S-L transition. Just as U_c is dictated roughly by the competition between U and D , U_{mag} is decided by the competition between J_{AF} and D .

3. Anderson character of the Mott insulating phase

Increasing superexchange leads to disordered spin and orbital backgrounds. As shown in Fig. 4 (e) and 5 (e), the optical gap survives even when the single particle spectral gap closes via spectral weight accumulation at the Fermi level. Furthermore, a closer examination of the states near the fermi-energy in this regime shows that the low-energy states are localized, as characterised by significantly large values of inverse participation ratio (see appendix). These localized states are responsible for a Mott insulating phase with finite optical gap, but no spectral gap. We attribute this behaviour to the onset of the “Anderson-like” character of the Mott insulating phase. As expected this behaviour is prominent for $J_{AF} \neq 0$, where the geometry of the pyrochlore lattice plays a crucial in the localization of states. With further increasing $U > U_c$, a gap appears in the density of states. However, the optical gap continues to remain larger than the spectral gap, and the localized states still survive near the gap edges. Thus the Mott insulating phase in our model is essentially of Anderson-Mott character.

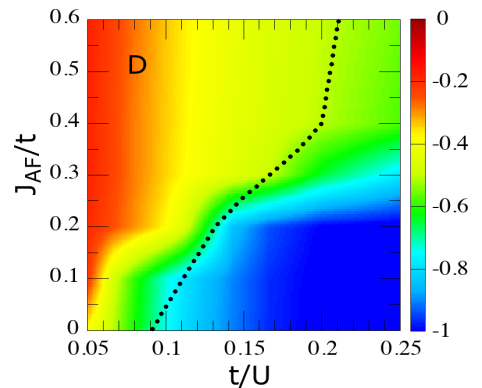


FIG. 9. The effective ferromagnetic exchange, D , at $T = 0$ for varying t/U and J_{AF}/t . The calculation and significance of this quantity is explained in the text. The MIT boundary is shown by dotted lines and coincides with change from large to small values of D .

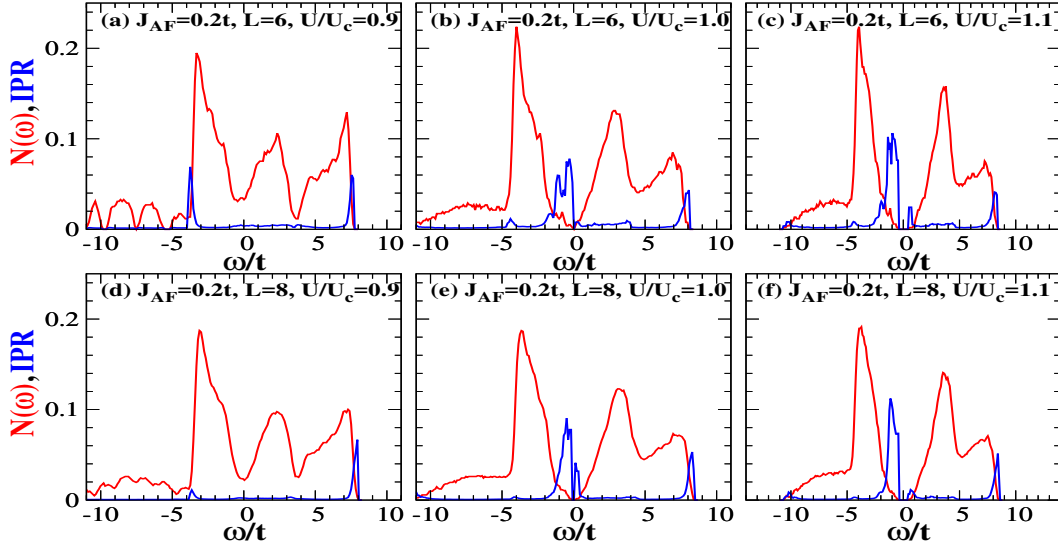


FIG. 10. Single particle DOS ($N(\omega)$) and inverse participation ratio (IPR) at $T = 0$ for system sizes $L = 6$ ((a)-(c)) and $L = 8$ ((d)-(f)), for a selected choice of $J_{AF} = 0.2t$ for $U = 0.9U_c$, U_c and $1.1U_c$, respectively.

V. CONCLUSION

In this paper we have studied the ground state properties of two orbital Hubbard model with the electrons additionally strongly coupled to a background local moment - and the moments interacting antiferromagnetically amongst themselves. This Hubbard-double exchange-superexchange scenario, on the pyrochlore lattice, is the minimal model for the rare earth molybdates. We map out the ground state phase diagram via a simulated annealing based unrestricted Hartree-Fock calculation and establish the metal-insulator and ferromagnet-spin liquid transition boundaries. We provide the detailed structure factors, the density of states across the metal-insulator transition, and the optical conductivity, pointing out an increasing Anderson character to the notional ‘Mott’ transition as the antiferromagnetic superexchange is increased. This effect should be readily observable in the high pressure experiments.

VI. ACKNOWLEDGMENT

We acknowledge use of the High Performance Computing cluster at Harish Chandra Research Institute, Prayagraj (Allahabad), India.

VII. APPENDIX

Our measurement of spectral and optical gaps at the Fermi level reveals that unlike the naive expectation of them being equal, in the present system the magnitude of the optical gap exceeds that of the spectral gap. The ob-

servation can be attributed to “disorder free” Anderson-Mott localization, wherein the geometric frustration of the lattice gives rise to localization of the electrons. The corresponding single particle DOS exhibits accumulation of spectral weight at the gap edges, thereby reducing the spectral gap.

In order to ascertain the localizing tendency of the moments we have calculated the inverse participation ratio (IPR) defined as,

$$IPR = \sum_{i,\alpha,\sigma} |u_{\alpha,\sigma}^i|^4 \quad (1)$$

where, $u_{\alpha,\sigma}^i$ is the eigenvector corresponding to the eigenvalue ϵ_α . For an eigenstate $\psi_{i,\alpha}$ the localization length (ξ_{loc}) is related to the IPR as, $IPR \propto 1/\xi_{loc}^2$. Thus, an increase in localization leads to reduced ξ_{loc} and increase in IPR. In Figure 10 we show the single particle DOS along with the corresponding IPR for a selected $J_{AF} = 0.2t$, as a function of increasing U/t (normalized with respect to U_c , corresponding to the MIT at $J_{AF} = 0$). Further, we have compared our results at two different system sizes which shows that our observations are robust against finite system size effects. Note that access to still larger system sizes is restricted by the computational expense.

Based on Figure 10 we infer that for $U \gtrsim U_c$, the opening of the Mott gap at the Fermi level is accompanied by a progressive increase in IPR close to the gap edges. We quantify the observed localization in terms of the fraction of localized states, which is the ratio between the number of localized states and the total number of states. As a function of increasing U/U_c the fraction of localized states for $L = 6$, varies as, 0.165, 0.174 and 0.211 for $U = 0.9U_c$, U_c and $1.1U_c$, respectively. For $L = 8$, the fraction of localized states changes to, 0.154, 0.179 and 0.217 for $U = 0.9U_c$, U_c and $1.1U_c$, respectively. This

indicates that U/t favors the localizing tendency of the moments.

Our result suggests the possibility of disorder free localization of single particle eigenstates aided by geometric frustration of the underlying lattice. It must however be noted that our current numerical framework doesn't take into account the effect of quantum fluctuations, which can lead to dephasing of the single particle states.

An analysis of the effect of quantum fluctuations on such frustration aided single particle localization is beyond the scope of this work. It is however expected that signatures of such localized states will survive at finite temperatures as well and will provide a possible mechanism to resolve the experimentally observed inequality between the spectral and optical gaps in geometrically frustrated pyrochlore lattices undergoing Mott transition.

-
- ¹ N. F. Mott, Proc. Roy. Soc. A **62**, 416 (1949); *Metal-Insulator Transitions*, Taylor and Francis (London) (1990).
 - ² M. Imada, A. Fujimori, and Y. Tokura, Rev. Mod. Phys. **70**, 1039 (1998).
 - ³ J. E. Hirsch, Phys. Rev. B **31**, 4403 (1985).
 - ⁴ L. Balents, Nature (London) **464**, 199 (2010).
 - ⁵ Y. Imai and N. Kawakami, Phys. Rev. B **65**, 233103 (2002).
 - ⁶ O. Parcollet, G. Biroli, and G. Kotliar, Phys. Rev. Lett. **92**, 226402 (2004).
 - ⁷ B. Kyung and A.-M. S. Tremblay, Phys. Rev. Lett. **97**, 046402 (2006).
 - ⁸ T. Ohashi, T. Momoi, H. Tsunetsugu, and N. Kawakami, Phys. Rev. Lett. **100**, 076402 (2008).
 - ⁹ A. Wietek, et al. Phys. Rev. X **11**, 041013 (2021).
 - ¹⁰ P. W. Anderson, Mater. Res. Bull. **8**, 153 (1973).
 - ¹¹ Y. Shimizu, et al. Phys. Rev. Lett. **91**, 107001 (2003).
 - ¹² M. Yamashita, et al. Nature Phys. **5**, 44 (2009).
 - ¹³ K. Kanoda and R. Kato, Annu. Rev. Condens. Matter Phys. **2**, 167 (2011).
 - ¹⁴ B. J. Powell and R. H. McKenzie, Rep. Prog. Phys. **74**, 056501 (2011).
 - ¹⁵ S. Imajo, et al. Phys. Rev. B **105**, 125130 (2022).
 - ¹⁶ Y. Imai, N. Kawakami, and H. Tsunetsugu, Phys. Rev. B **68**, 195103 (2003).
 - ¹⁷ N. Bulut, W. Koshibae, and S. Maekawa, Phys. Rev. Lett. **95**, 037001 (2005).
 - ¹⁸ T. Ohashi, N. Kawakami, and H. Tsunetsugu, Phys. Rev. Lett. **97**, 066401 (2006).
 - ¹⁹ A. Yamada, K. Seki, R. Eder, and Y. Ohta Phys. Rev. B **83**, 195127 (2011).
 - ²⁰ T. Kita, T. Ohashi, and N. Kawakami, Phys. Rev. B **87**, 155119 (2013).
 - ²¹ R.-Y. Sun and Z. Zhu, Phys. Rev. B **104**, L121118 (2021).
 - ²² J. Kaufmann, K. Steiner, R. T. Scalettar, K. Held, and O. Janson, Phys. Rev. B **104**, 165127 (2021).
 - ²³ J. S. Gardner, M. J. P. Gingras, and J. E. Greedan, Rev. Mod. Phys. **82**, 53 (2010).
 - ²⁴ W. Witczak-Krempa, G. Chen, Y. B. Kim, and L. Balents, Annu. Rev. Condens. Matter Phys. **5**, 57 (2014).
 - ²⁵ J. G. Rau, E. K.-H. Lee, and H.-Y. Kee, Annu. Rev. Condens. Matter Phys. **7**, 195 (2016).
 - ²⁶ J. G. Rau and M. J. P. Gingras Annu. Rev. Condens. Matter Phys. **10**, 357 (2019).
 - ²⁷ P. A. Lee, Journal of Physics: Conference Series **529**, 012001 (2014).
 - ²⁸ M. B. Salamon and M. Jaime, Rev. Mod. Phys. **73**, 583 (2001).
 - ²⁹ B. D. Gaulin, J. N. Reimers, T. E. Mason, J. E. Greedan, and Z. Tun, Phys. Rev. Lett. **69**, 3244 (1992).
 - ³⁰ M. J. P. Gingras, C. V. Stager, N. P. Raju, B. D. Gaulin, and J. E. Greedan, Phys. Rev. Lett. **78**, 947 (1997).
 - ³¹ Y. Taguchi and Y. Tokura, Phys. Rev. B **60**, 10280 (1999).
 - ³² I. Kezsmarki, et al., Phys. Rev. B **73**, 125122 (2006).
 - ³³ S. Iguchi, et al., Phys. Rev. Lett. **102**, 136407 (2009).
 - ³⁴ D. Yanagishima and Y. Maeno, J. Phys. Soc. Jpn. **70**, 2880 (2001).
 - ³⁵ K. Matsuhira, M. Wakeshima, Y. Hinatsu, and S. Takagi, J. Phys. Soc. Jpn. **80**, 094701 (2011).
 - ³⁶ M. Sakata, et al., Phys. Rev. B **83**, 041102 (2011).
 - ³⁷ F. F. Tafti, J. J. Ishikawa, A. McCollam, S. Nakatsuji, and S. R. Julian, Phys. Rev. B **85**, 205104 (2012).
 - ³⁸ I. V. Solovyev, Phys. Rev. B **67**, 174406 (2003).
 - ³⁹ B. J. Kim, et al., Phys. Rev. Lett. **101**, 076402 (2008).
 - ⁴⁰ K. Tomiyasu, et al., J. Phys. Soc. Jpn. **81**, 034709 (2012).
 - ⁴¹ H. Sagayama, et al., Phys. Rev. B **87**, 100403(R) (2013).
 - ⁴² S. M. Disseler, Phys. Rev. B **89**, 140413(R) (2014).
 - ⁴³ J. E. Greedan, et al., J. Solid State Chem. **68**, 300 (1987).
 - ⁴⁴ K. Miyoshi, et al., J. Magn. Magn. Mater. **226**, 898 (2001).
 - ⁴⁵ I. Kezsmarki, et al., Phys. Rev. Lett. **93**, 266401 (2004).
 - ⁴⁶ N. Ali, et al., J. Solid State Chem. **83**, 178 (1989).
 - ⁴⁷ N. Ali, et al., J. Alloys Compd. **181**, 281 (1992).
 - ⁴⁸ Y. Taguchi and Y. Tokura, Phys. Rev. B **60**, 10280 (1999).
 - ⁴⁹ T. Katsufuji, H.Y. Hwang and S.W. Cheong, Phys. Rev. Lett. **84**, 1998 (2000).
 - ⁵⁰ Y. Taguchi, et al., Science **291**, 2573 (2001).
 - ⁵¹ Y. Taguchi, et al., Phys. Rev. Lett. **90**, 257202 (2003).
 - ⁵² S. Iguchi, N. Hanasaki, and Y. Tokura, Phys. Rev. Lett. **99**, 077202 (2007).
 - ⁵³ K. Ueda, et al., Phys. Rev. Lett. **108**, 156601 (2012).
 - ⁵⁴ N. Hanasaki, et al., Phys. Rev. Lett. **96**, 116403 (2006).
 - ⁵⁵ C. Castellano et al., J Alloys Compounds **723**, 327 (2017).
 - ⁵⁶ Max Hirschberger et al., Phys. Rev. B **104**, 024436 (2021).
 - ⁵⁷ Max Hirschberger et al., Phys. Rev. B, **103**, L041111 (2021).
 - ⁵⁸ T. E. Saunders and J. T. Chalker, Phys. Rev. Lett. **98**, 157201 (2007).
 - ⁵⁹ H. Shinaoka, Y. Tomita, and Y. Motome, Phys. Rev. Lett. **107**, 047204 (2011), Phys. Rev. B **90**, 165119 (2014).
 - ⁶⁰ Y. Motome and N. Furukawa, J. Phys.: Conf. Ser. **320**, 12060 (2011).
 - ⁶¹ Y. Motome and N. Furukawa, Phys. Rev. Lett. **104**, 106407 (2010), Phys. Rev. B **82**, 060407(R) (2010).
 - ⁶² A. Georges, et al., Rev. Mod. Phys. **68**, 13 (1996).
 - ⁶³ J. Hubbard, Phys. Rev. Lett. **3**, 77 (1959).
 - ⁶⁴ J. Hubbard, Phys. Rev. B **19**, 2626 (1979).
 - ⁶⁵ H. J. Schulz, Phys. Rev. Lett. **65**, 2462 (1990).
 - ⁶⁶ P. Arve, G. Bertsch, B. Lauritzen, and G. Puddu, Ann. Phys. **183**, 309 (1988).
 - ⁶⁷ B. Lauritzen, P. Arve, and G. F. Bertsch, Phys. Rev. B **61**, 2835 (1988).
 - ⁶⁸ M. Mayr, G. Alvarez, C. Sen, and E. Dagotto, Phys. Rev. Lett. **94**, 217001 (2005).

- ⁶⁹ Y. Dubi, Y. Meir, and Y. Avishai, *Nature*, **449**, 876 (2007).
- ⁷⁰ M. Karmakar and P. Majumdar, *Phys. Rev. A* **93**, 053609 (2016).
- ⁷¹ N. Swain and M. Karmakar, *Phys. Rev. Research*, **2**, 023136 (2020).
- ⁷² R. Tiwari and P. Majumdar, *Europhys. Lett.* **108**, 27007 (2014).
- ⁷³ N. Swain, R. Tiwari, and P. Majumdar, *Phys. Rev. B* **94**, 155119 (2016).
- ⁷⁴ S. Kumar and P. Majumdar, *Eur. Phys. J. B*, **50**, 571 (2006).
- ⁷⁵ S. Kumar and P. Majumdar, *Eur. Phys. J. B*, **46**, 315 (2005).