

Blockage induced condensation controlled by a local reaction

Emilio N.M. Cirillo,^{1,*} Matteo Colangeli,² and Adrian Muntean³

¹*Dipartimento di Scienze di Base e Applicate per l'Ingegneria,
Sapienza Università di Roma, via A. Scarpa 16, I-00161, Roma, Italy.*

²*Gran Sasso Science Institute, Viale F. Crispi 7, 00167 L'Aquila, Italy.[†]*

³*Department of Mathematics and Computer Science, Karlstad University, Sweden.[‡]*

We consider the set-up of stationary Zero Range models and discuss the onset of condensation induced by a local blockage on the lattice. We show that the introduction of a local feedback on the hopping rates allows to control the particle fraction in the condensed phase. This phenomenon results in a current vs. blockage parameter curve characterized by two non-analyticity points.

Keywords: Non-equilibrium stationary states; condensation; blockage effect; Zero Range models.

The effect of local perturbations of stationary states is a fascinating problem in statistical mechanics. At equilibrium, far from phase transitions, local perturbations typically induce local effects, whereas in non-equilibrium stationary states even global effects can be observed, for instance on the stationary currents.

This phenomenon is well known for the totally asymmetric Zero Range process (ZRP) on the torus with time-independent and homogeneous rates [1, 2], where the local perturbation (hereafter called *blockage*) is the reduction of the rate at which a single *defect site* of the one-dimensional lattice is updated. If the blockage perturbation is small, then no effect persists in the large volume limit – computed by keeping constant the ratio between the number of particles and the volume of the lattice – and the macroscopic stationary current is unaffected. Instead, when the perturbation becomes larger, the current decreases as a result of the condensation of particles at the defect site. In particular, the current is found to depend non-analytically on the intensity of the blockage perturbation.

Condensation phenomena in Zero Range models have been thoroughly investigated in the recent literature, cf. e.g. [3], where a detailed analysis of the literature is provided. The effect of the blockage, on the other hand, has also been widely studied in the framework of the totally asymmetric simple exclusion process [4, 5, 12] and in its parallel counterpart [6]. These cases are particularly relevant since the behavior of the current cannot be explained in terms of the condensation, due to the imposed exclusion constraint. The main issue tackled there was, indeed, to understand whether the decrease of the current takes place as soon as the rate on the defect site is modified or, alternatively, only when a certain criti-

cal value of the intensity of the blockage perturbation is reached. Related results have been also proved in [7]. It is also worth mentioning that in the recent literature, in different framework as non-Markovian process and traffic models, ZRP with modified blockage rules have been considered [8–11].

In this paper, we consider the totally asymmetric Zero Range model and investigate the possibility to compensate the blockage effect via a local feedback mechanism. This is realized by keeping the rate on the defect site constant until the occupation number on that site reaches an a priori fixed *activation threshold*. For larger occupation numbers, the rate increases proportionally to the occupation number itself. We show, both numerically and with analytic arguments, that such a “local reaction” allows to contrast the condensate formation, in that it maintains the particle fraction in the condensed phase constant for large values of the intensity of the blockage perturbation. We also point out that, with such a mechanism, the current vs. blockage intensity curve exhibits two non-analyticity points.

For the Zero Range models the idea of the activation threshold has been introduced in [13–15], where different interpretations, ranging from pedestrian dynamics to the thermodynamical theory of phase transitions, have been considered. As for the pedestrian motion interpretation, the results discussed in this paper can be rephrased as follows: particles are regarded as pedestrians moving on a lane and the blockage corresponds to the presence of a bottleneck or to a lack of visibility (dark, smoke, etc.). In this context, particle condensation can be interpreted as pedestrian jamming on the blocked spot. The feedback mechanism we consider in this paper, see also [13, 14], can, on the other hand, be interpreted as follows: when

the number of pedestrian on the defect spot exceeds the “activation threshold” value, the ability of pedestrians to displace coherently increases thanks to information exchange, which becomes significant as soon as the number of people on the spot is large enough. In this perspective, our results indicate that the jamming effect caused by the bottleneck can be compensated by an effective information exchange mechanism.

We now define the ZRP to be studied in this Letter, and borrow the notation from [2]. We consider the positive integers L, N , the finite torus $\Lambda = \{1, \dots, L\}$, and the finite *state* or *configuration space* $\Omega_{L,N}$ made of the states $n = (n_1, \dots, n_L) \in \{0, \dots, N\}^\Lambda$ such that $\sum_{x=1}^L n_x = N$. Given $n \in \Omega_{L,N}$ the integer n_x is called *number of particle* at site $x \in \Lambda$ in the *state* or *configuration* n . The integer $1 \leq T \leq N$ and the real $0 < q \leq 1$ are respectively called *activation threshold* and *blockage parameter*. Note that for q close to one the intensity of the blockage perturbation is small, whereas it is large for q close to zero. For any site $x \in \Lambda$, the hopping rate $u_x : \mathbb{N} \rightarrow \mathbb{R}_+$ is defined as follows: $u_x(0) = 0$ for $x = 1, \dots, L$, $u_1(k) = q$ for $1 \leq k \leq T$ and $u_1(k) = q(k - T + 1)$ for $T + 1 \leq k \leq N$, and $u_x(k) = 1$ for $x = 2, \dots, L$ and $1 \leq k \leq N$. The ZRP

considered in this context is the continuous time Markov process $n(t) \in \Omega_{L,N}$, $t \geq 0$, such that each site x is updated with a rate $u_x(n_x(t))$ and, once a site x is chosen, a particle is moved to the neighboring site $x + 1$ (recall that periodic boundary conditions are imposed).

Note also that when $q = 1$ and $T = N$ the model reduces to the standard Zero Range process whose states can be mapped into those of the simple exclusion process. If $T = N$ and $q < 1$ the site at $x = 1$ is partially blocked. The effect of this kind of blockage is well known, see [1, Section V.1] and [2, Section 5.2]; here we investigate the case $q < 1$ and $T < N$ and show that, thanks to the local feedback acting on the site 1, the system is able to react to the condensation effect.

It can be proven, see e. g. [2, equation (15)], that the *invariant* or *stationary measure* of the ZRP process is

$$\mu_{L,N}(n) = \frac{1}{Z_{L,N}} \times \begin{cases} 1 & \text{if } n_1 = 0 \\ 1/[u_1(1) \cdots u_1(n_1)] & \text{otherwise} \end{cases} \quad (1)$$

for any $n \in \Omega_{L,N}$, where the *partition function* $Z_{L,N}$ is the normalization constant

$$Z_{L,N} = \sum_{k=0}^T q^{-k} \binom{L+N-k-2}{N-k} + \sum_{k=T+1}^N \frac{q^{-k}}{(k-T+1)!} \binom{L+N-k-2}{N-k}. \quad (2)$$

The main results discussed in the sequel will be deduced in the thermodynamic limit $N, L \rightarrow \infty$, with $N/L = \rho$ being the *global constant density* and $T/N = \alpha$. The use of sistem-size dependent hopping rates, cf. also [16, 17], is motivated here by the fact that we want to introduce the reaction effect as mildly as possible, in the sense that the local rate at site 1 starts to increase with the number of particles only if the local occupation number exceeds an amount proportional to N . At the end of the paper, we shall also comment on the dramatic effects observed if the threshold is chosen independent of N .

The main quantity of interest in our study is the *stationary current* representing the average number of particles crossing a bond between two given sites in unit time. More precisely, since periodic boundary conditions are imposed, the current does not depend on the chosen

bond and is given by

$$J_{L,N} = \mu_{L,N}[u_x] = Z_{L,N-1}/Z_{L,N}. \quad (3)$$

The first equality defines the current, whereas the second one is proven in [2, equation (11)]. Another relevant quantity is the stationary *particle fraction* at the defect site $\nu_{L,N} = \mu_{L,N}[n_1]/N$. When discussing the thermodynamic limit, we shall drop the subscripts L and N from the notation and write J and ν for the stationary current and particle fraction at site 1, respectively.

To evaluate the behavior of the partition function in the above limit, it is useful to introduce the function $I(k)$ by rewriting (2) as $Z_{L,N} = \sum_{k=0}^N \exp\{LI(k)\}$. To understand where the maxima of $I(k)$ are located, we express $I(k+1) - I(k)$ as

$$I(k+1) - I(k) = \frac{1}{L} \left[\log \frac{N-k}{(L+N-k-2)q} \right]$$

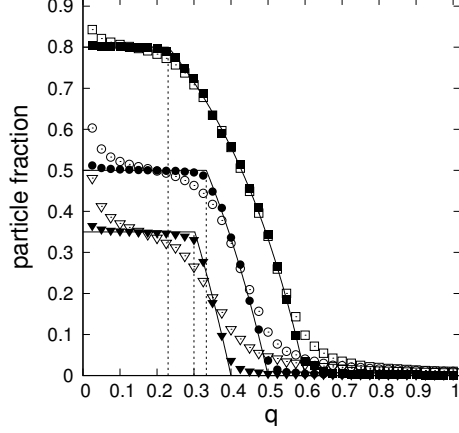


FIG. 1. Stationary particle fraction ν (at the defect site) vs. q . Open and solid symbols refer to $L = 100$ and $L = 1000$ respectively. Circles, squares, and triangles refer, respectively, to $\rho = 1$ and $\alpha = 0.5$ (\circ and \bullet , $q_\alpha = 0.33$, $q_\rho = 0.50$), $\rho = 1.5$ and $\alpha = 0.8$ (\square and \blacksquare , $q_\alpha = 0.23$, $q_\rho = 0.60$), and $\rho = 2/3$ and $\alpha = 0.35$ (∇ and \blacktriangledown , $q_\alpha = 0.30$, $q_\rho = 0.40$). Solid lines indicate the analytically predicted behavior in the thermodynamic limit. Dotted lines represent the values of q_α .

for $0 \leq k \leq T - 1$ and

$$I(k+1) - I(k) = \frac{1}{L} \left[\log \frac{N-k}{(L+N-k-2)(k-T+2)q} \right]$$

for $T \leq k \leq N - 1$. By using the two formulas above we can prove that, for large L , the function $I(k)$ has a single maximum attained in k^* , with $k^* = 1$ for $q > q_\rho = \rho/(1+\rho)$, $k^* = L[(\rho - q(1+\rho))/(1-q)]$ for $q_\rho > q > q_\alpha = \rho(1-\alpha)/[1+\rho(1-\alpha)]$, $k^* = \alpha N$ for $q_\alpha > q > q_\alpha/2$, and k^* is given by the smallest solution of the equation

$$q[L(1+\rho) - k - 2](k - \alpha\rho L + 2) = \rho L - k$$

for $q_\alpha/2 > q > 0$. The explicit expression of k^* in the latter case is rather lengthy and will be omitted here. The only property we rely on is the fact that, in the thermodynamic limit, k^*/N tends to α .

The computation of the partition function for the case $q > q_\alpha$ follows the scheme adopted in [2, Section 5.2]. Indeed, here the terms of the second sum in (2) can be neglected. In particular, for $q > q_\rho$ and L large, by ex-

panding the binomials in (2) for $k \sim O(1)$, one finds

$$Z_{L,N} = \binom{L+N}{N} \frac{1}{1+\rho} \frac{q}{q(1+\rho) - \rho},$$

which, using (3), yields $J = q_\rho$. Moreover, by computing the average occupation number on the defect site, one

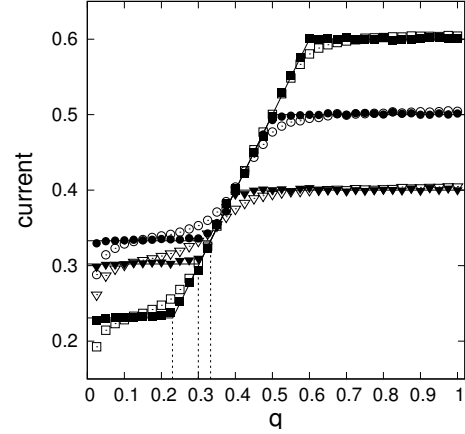


FIG. 2. Stationary current vs. q . Symbols are as in Figure 1.

finds $\rho/(q(1+\rho) - \rho)$, so that in the thermodynamic limit the particle fraction ν at site 1 vanishes. Instead, if $q_\alpha < q < q_\rho$, the system undergoes condensation. In this case, using the Stirling's approximation and computing the resulting Gaussian integral, one finds

$$Z_{L,N} = (1-q)^{-L-1} q^{-N}.$$

Hence, (3) implies $J = q$ and, by computing the mean value of n_1 , one obtains $\nu = 1 - q/[(1-q)\rho]$. Thus, in this particular regime, the particle fraction on the defect site is finite (i.e. condensation occurs) and the current is found to decrease linearly when q decreases (i.e., the intensity of the blockage perturbation increases).

To treat the case $0 < q < q_\alpha$, one has to consider that, for large L , the function $I(k)$ attains its maximum at αN . It is then useful to rewrite the partition function (2) by performing the changes of variables $h = T - k$ and $h = k - T$ in the first and in the second sum, respectively. Then, one can expand the binomials for $h \sim O(1)$ to find

$$Z_{L,N} = \frac{q^{-T}}{[1+\rho(1-\alpha)]^2} \binom{L+N-T}{N-T} \left[\sum_{h=0}^T \lambda^h + \sum_{h=1}^{N-T} \frac{1}{\lambda^h (h+1)!} \right]$$

where we have set $\lambda = q/q_\alpha < 1$, so that both the two series are converging. This expression of the partition function allows to compute the stationary current via (3), which leads to $J = q_\alpha$. Moreover, by computing the mean of the occupation number at site 1 and taking the thermodynamic limit one obtains $\nu = \alpha$.

This result is the answer to our initial question: it shows that the local reaction term affecting the rate at the defect site balances, although it does not cancel, the effect of the blockage which originates the condensation. Note that, along this interplay between blockage and local reaction, the phenomenon of condensation is not inhibited: below the critical value q_α , the particle fraction in the condensed phase stays constant and equal to α . Moreover, for $0 < q < q_\alpha$, the stationary current is also constant. This means that the behavior of the current versus the blockage parameter q reveals two non-analyticity points: one corresponds to the onset of condensation at $q = q_\rho$, while the second one, at $q = q_\alpha$, points out the value of the blockage parameter at which the reaction term becomes so effective to stop the rise of the particle fraction in the condensed phase.

Our analytical results are plotted in Figures 1 and 2 together with the results of Monte Carlo simulations. The model has been simulated as follows: call $n(t)$ the configuration at time t , (i) a number τ is picked up at random with exponential distribution of parameter $\sum_{x=1}^L u_x(n_x(t))$ and time is update to $t + \tau$, (ii) a site is chosen at random on the lattice with probability $u_x(n_x(t))/\sum_{x=1}^L u_x(n_x(t))$, and (iii) a particle is then moved from that site to the neighboring site on the right. The results shown in the figures reveal a very good match between the analytical prediction and the numerical measures. We stress that the agreement improves when the lattice size L increases. Therefore, the numerical simulations fully confirm our description of the main features of the model.

We recall that the threshold in the reaction term has been chosen proportional to N to let the reaction effect be weak enough (the activation threshold diverges in the thermodynamic limit). Yet, by setting the threshold equal to a constant, the description of the model changes dramatically.

The Monte Carlo simulations plotted in Figure 3 confirm that, in this case, the reaction term does inhibit the condensation. Indeed, the plot of the current vs.

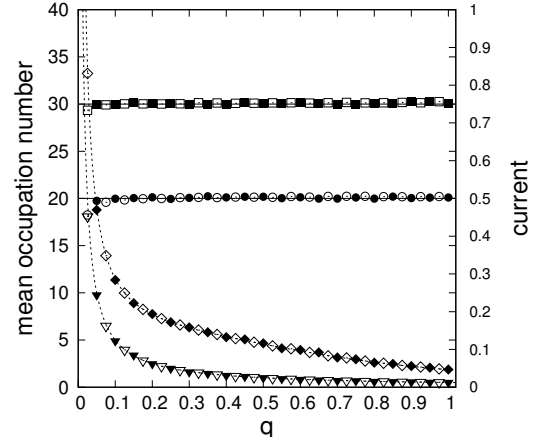


FIG. 3. Stationary occupation number at the defect site and current vs. q . Open and solid symbols refer to $L = 100$ and $L = 1000$, respectively. Circles and squares denote the current at $\rho = 1$ and $T = 1$ (\circ and \bullet , value of the current 0.5) and at $\rho = 3$ and $T = 5$ (\square and \blacksquare , value of the current 0.75), whereas triangles and diamonds denote the occupation number at site 1 at $\rho = 1$ and $T = 1$ (∇ and \blacktriangledown) and at $\rho = 3$ and $T = 5$ (\diamond and \blacklozenge), respectively. Solid and dashed lines indicate, respectively, the analytically predicted behavior of the current and the occupation number in the thermodynamic limit.

the blockage parameter q (scale on the right side of the bounding box) is constant, namely, for any value of q the current is equal to the one in which no blockage perturbation is considered. This happens since no condensation is induced in the system, as it can be remarked by looking at the plot of the mean occupation number at the defect site (scale on the left side of the bounding box). In such a case, indeed, the mean occupation number at site 1 is of order one for any value of $q > 0$, so that the particle fraction ν tends to zero in the thermodynamic limit.

This occurs because the local feedback mechanism overwhelms the blockage effect and prevents the condensation. Indeed, the first sum in (2) is finite and can be estimated by expanding the binomial considering $k \sim O(1)$. For the second sum, after performing the change of variables $h = k - T$, one observes that, for large L , the sum concentrates on the terms $h \sim O(1)$ and, by accordingly expanding the binomials, one finds

$$Z_{L,N} = \binom{L+N}{N} \frac{1}{(1+\rho)^2} \left[\frac{1-\sigma^{T+1}}{1-\sigma} + \sigma^{T-1}(e^\sigma - \sigma - 1) \right]$$

with $\sigma = q_\rho/q$. Hence, (3) yields $J = q_\rho$. By computing the average occupation number at site 1, for L large and

$N = \rho L$, one obtains

$$\frac{1}{\binom{L+N}{N}} Z_{L,N} (1 + \rho)^2 \mu_{L,N}[n_1] \sim \frac{\sigma}{(1 - \sigma)^2} [-(T + 1)\sigma^T(1 - \sigma) + 1 - \sigma^{T+1}] + (T - 1)\sigma^{T-1}(e^\sigma - \sigma - 1) + \sigma^T(e^\sigma - 1)$$

A comparison between numerical data and analytical prediction is given in Figure 3, where the mean occupation number at site 1 was used in place of the particle fraction, because the latter is, in this case, a vanishing quantity.

Acknowledgements The authors thank E. Presutti, A. De Masi, B. Scoppola, D. Gabrielli and C. Landim for many discussions and clarifying remarks.

* emilio.cirillo@uniroma1.it

† matteo.colangeli@gssi.infn.it

‡ adrian.muntean@kau.se

- [1] M.R. Evans, Brazilian Journal of Physics **30**, 42–57 (2000).
- [2] M.R. Evans, T. Hanney, J. Phys. A: Math. Gen. **38**, R195–R240 (2005).
- [3] C. Godr che, J.M. Luck, Journ. Stat. Mech.: Theory and Experiment, P12012 (2012).
- [4] S.A. Janowsky, J.L. Lebowitz, Journ. Stat. Phys. **77**, 35–51 (1994).
- [5] O. Costin, J.L. Lebowitz, E.R. Speer, A. Troiani, Bulletin of the Institute of Mathematics Academia Sinica

(New Series) **8**, 49–72 (2013).

- [6] B. Scoppola, C. Lancia, R. Mariani, Journ. Stat. Phys. **161**, 843–858 (2015).
- [7] R. Basu, V. Sidoravicius, A. Sly, arXiv:1408.3464v3.
- [8] O. Hirschberg, D. Mukamel, G.M. Sch tz, “Correlated Zero-Range Dynamics,” Phys. Rev. Lett. **103**, 90602 (2009).
- [9] O. Hirschberg, D. Mukamel, G.M. Sch tz, J. Stat. Mech. Theory Exp. P08014 (2012).
- [10] M. Cavallaro, R.J. Mondrag n, R.J. Harris, Phys. Rev. E **92**, 22137 (2015).
- [11] J. Kaupu s, R. Mahnke, R.J. Harris, Phys. Rev. E **72**, 56125 (2005).
- [12] S.A. Janowsky, J.L. Lebowitz, Physic. Rev. A **45**, 618–625 (1992).
- [13] E.N.M. Cirillo, M. Colangeli, A. Muntean, Comptes Rendus Mecanique **344**, 19–23 (2016).
- [14] E.N.M. Cirillo, M. Colangeli, A. Muntean, Multiscale Model. Simul. **14**, 906–922 (2016).
- [15] E.N.M. Cirillo, M. Colangeli, A. Muntean, J. Non-Equilib. Thermodyn. **41**, 99–106 (2016).
- [16] P. Chleboun, S. Grosskinsky, J. Phys. A: Math. Theor. **48**, 055001 (12pp) (2015).
- [17] S. Grosskinsky, G.M. Sch tz, J. Stat. Phys. **132**, 77–108 (2008).