

Modification of the Porter-Thomas distribution by rank-one interaction

E. Bogomolny

CNRS, Université Paris-Sud, UMR 8626

Laboratoire de Physique Théorique et Modèles Statistiques, 91405 Orsay, France

(Dated: March 9, 2022)

Abstract

The Porter-Thomas (PT) distribution of resonance widths is one of the oldest and simplest applications of statistical ideas in nuclear physics. Previous experimental data confirmed it quite well but recent and more careful investigations show clear deviations from this distribution. To explain these discrepancies the authors of Ref. [12], [PRL **115**, 052501 (2015)], argued that to get a realistic model of nuclear resonances is not enough to consider one of the standard random matrix ensembles which leads immediately to the PT distribution but it is necessary to add a rank-one interaction which couples resonances to decay channels. The purpose of the paper is to solve this model analytically and to find explicitly the modifications of the PT distribution due to such interaction. Resulting formulae are simple, in a good agreement with numerics, and could explain experimental results.

I. INTRODUCTION

Random matrix (RM) theory has undeniable success in describing nuclear physics data, in particular statistical properties of nuclear resonances and the distribution of their widths (see e.g. reviews [1]–[3] and references therein). One of the simplest and widely used RM predictions is the statement that resonance widths are distributed as modulus square of RM eigenfunctions. For large dimensional invariant ensembles the latter are described by the Gaussian distribution which leads to the famous Porter-Thomas (PT) law [4]

$$P_1(x) = \frac{1}{\sqrt{2\pi lx}} \exp\left(-\frac{x}{2l}\right). \quad (1)$$

In nuclear physics x is reduced resonance width and in RM theory $x = N|\Psi|^2$ where Ψ is any eigenfunction component and N is the matrix dimension. This expression is valid for time-symmetric systems (denoted below by index $\beta = 1$ or GOE). For time-non-invariant systems (denoted by index $\beta = 2$ or GUE) real and imaginary parts of RM eigenfunctions are independent Gaussian random variables which gives

$$P_2(x) = \frac{1}{l} \exp\left(-\frac{x}{l}\right). \quad (2)$$

Constant l equals the mean value of x . Standard choice is $\langle x \rangle = 1$ and $l = 1$.

In RM theory the PT law is a theorem for invariant ensembles in the limit $N \rightarrow \infty$ (see e.g. [5]). For physical problems like nuclear resonances its applicability is not guaranteed and requires experimental verification. Older experiments (cf. [1], [2]) were in reasonable good agreement with this law. Nevertheless, recent experimental results and more careful treatment of old results demonstrate a clear disagreement with the Thomas-Porter distribution [6]–[8]. As RM theory is one of cornerstones of quantum chaos in nuclear physics, it is important to understand the origin of the discrepancy. Different scenarios had been proposed so far (see [9]–[12] among others).

After a careful analysis the authors of Ref. [12] came to the conclusion that a realistic model of nuclear s -wave resonances should include in addition to RM term a rank-one interaction which couples resonances to decay channels and they argued that the effective Hamiltonian matrix can be chosen in the form

$$M_{ij} = G_{ij}^{(\beta)} + Z\delta_{i1}\delta_{j1}. \quad (3)$$

Here $G_{ij}^{(\beta)}$ is either a $N \times N$ real symmetric random matrix ($\beta = 1$) or a complex Hermitian one ($\beta = 2$) with the Gaussian distribution

$$P(G_{ij}) \sim \exp\left(-\frac{\beta}{4\sigma^2}\text{Tr}(G G^\dagger)\right). \quad (4)$$

To get a nontrivial limit it is assumed that the ratio of the coupling constant Z to the mean level density

$$\kappa = \frac{Z}{\sigma\sqrt{N}} \quad (5)$$

remains constant when $N \rightarrow \infty$.

Let E_α and $\Psi_i(\alpha)$ be eigenvalues and corresponding eigenvectors of matrix M_{ij} . In Ref. [12] it was noted that for $\beta = 1$ the distribution of the quantity

$$x_\alpha = N|\Psi_1(\alpha)|^2 \quad (6)$$

does deviate from the PT law. But this conclusion was based only on numerical calculations and no clear physical picture had emerged.

The purpose of this work is to demonstrate that the eigenfunction distribution of matrix (3) can be found analytically for large N . The main result of the paper is that random variable x given by Eq. (6) has the same functional form as the PT distribution (Eqs. (1) and (2)) but with important difference that l (and, consequently, the mean value of x) in these expressions is not an universal constant but a certain function of state energy E and dimensionless coupling constant κ (see Eq. (45)).

The plan of the paper is the following. In Section II general formulae useful for rank-one perturbation are briefly discussed for completeness. Section III is devoted to the derivation of exact joint distribution of eigenvalues and eigenfunctions of matrix M in Eq. (3). It is demonstrated that for any rank-one perturbation such distribution equals the unperturbed joint distribution of invariant matrix G without the confinement term (4). It is the change of the confinement potential which mixes eigenvalues and eigenfunctions and makes the problem rotational non-invariant. Section IV contains the determination of eigenfunction distributions in the limit $N \rightarrow \infty$. The cases $\kappa^2 < 1$ and $\kappa^2 > 1$ are treated separately as in the latter a collective state appears whose eigenfunction square for large N has a macroscopic (i.e. independent on N) value. In the both cases the main modification of the Thomas-Porter distribution due to the rank-one interaction consists in appearance of energy depended $l(E)$ in Eqs. (1) and (2). Such simple Gaussian-like character of the resulting distribution is

valid only for eigenfunctions with energies lying in a small window. The distribution of eigenfunctions in a large window is not Gaussian and is calculated in Section V. Section VI summarises the obtained results and shortly discusses possible experimental applications.

II. RANK-ONE PERTURBATION

Let two Hermitian matrices G and M be related by a rank-one term

$$M_{ij} = G_{ij} + v_i^* v_j. \quad (7)$$

To describe matrix (3)

$$v_j = \sqrt{Z}(1, 0, \dots, 0). \quad (8)$$

Eigenvalues and eigenfunctions of these two matrices are ($\alpha = 1, \dots, N$)

$$\sum_{j=1}^N G_{ij} \Phi_j(\alpha) = e_\alpha \Phi_i(\alpha), \quad \sum_{j=1}^N M_{ij} \Psi_j(\alpha) = E_\alpha \Psi_i(\alpha). \quad (9)$$

All eigenfunctions are assumed to be orthogonal.

Eigenfunctions of new matrix M can be expanded into a series of eigenfunctions of matrix G

$$\Psi_j(\alpha) = \sum_{\beta=1}^N C_{\alpha\beta} \Phi_j(\beta), \quad \Phi_j(\alpha) = \sum_{\beta=1}^N C_{\alpha\beta}^{-1} \Psi_j(\beta). \quad (10)$$

Substituting this expansions to Eq. (9) one gets

$$C_{\alpha\beta} = \frac{a_\alpha b_\beta^*}{E_\alpha - e_\beta}, \quad b_\beta = \sum_{j=1}^N v_j \Phi_j(\beta), \quad a_\alpha = \sum_{\beta} C_{\alpha\beta} b_\beta. \quad (11)$$

The last relation gives the quantisation condition

$$\sum_{\beta} \frac{|b_\beta|^2}{E_\alpha - e_\beta} = 1. \quad (12)$$

It is plain that eigenvalues E_α and e_α are intertwined.

Exactly in the same way one obtains complementary relations

$$C_{\alpha\beta}^{-1} = \frac{\tilde{a}_\alpha \tilde{b}_\beta^*}{E_\beta - e_\alpha}, \quad \tilde{b}_\beta = \sum_{j=1}^N v_j \Psi_j(\beta), \quad \tilde{a}_\alpha = \sum_{\beta} C_{\alpha\beta}^{-1} \tilde{b}_\beta^*, \quad \sum_{\beta} \frac{|\tilde{b}_\beta|^2}{e_\alpha - E_\beta} = -1. \quad (13)$$

From Eqs. (13) and (11) it follows that $\tilde{b}_\beta = a_\alpha$ and $\tilde{a}_\alpha = b_\alpha$.

The above quantisation conditions can be solved for the numerators. Using the Cauchy determinant formula or contour integration as in Appendix of Ref. [13] one concludes that

$$|b_\alpha|^2 = \frac{\prod_\gamma (E_\gamma - e_\alpha)}{\prod_{\gamma \neq \alpha} (e_\gamma - e_\alpha)}, \quad |a_\alpha|^2 = -\frac{\prod_\gamma (e_\gamma - E_\alpha)}{\prod_{\gamma \neq \alpha} (E_\gamma - E_\alpha)}. \quad (14)$$

With such values of a_α and b_α matrix (13) is automatically unitary, $C C^\dagger = 1$.

Many different relations can be derived for the above coefficients. In particular

$$\sum_\beta |b_\beta|^2 = \sum_\beta |a_\beta|^2 = \sum_\beta (E_\beta - e_\beta). \quad (15)$$

III. PROBABILITY DISTRIBUTIONS

By construction eigenvalues e_α and eigenfunctions $\Phi_1(\alpha)$ of matrix G^β are distributed as in standard random matrix ensembles [5]

$$P(\{e_\alpha\}, \{r_\alpha\}) \sim \prod_{\alpha < \gamma} |e_\gamma - e_\alpha|^\beta \prod_\alpha r_\alpha^{\beta/2-1} \delta\left(\sum_\alpha r_\alpha - 1\right) \exp(-V(\{e_\alpha\})). \quad (16)$$

Here r_α is the modulus square of eigenfunction $\Phi_1(\alpha)$, $r_\alpha = |\Phi_1(\alpha)|^2$ (of course, the same is valid for other components as well) and $V(\{e_\alpha\})$ is a confinement term. For standard Gaussian ensembles (4)

$$V(\{e_\alpha\}) = \frac{\beta}{4\sigma^2} \sum_\alpha e_\alpha^2. \quad (17)$$

The mean density of matrix eigenvalues when $N \rightarrow \infty$ is given by the Wigner semicircle law (see e.g. [5])

$$\rho_W(E) = \frac{1}{2\pi\sigma^2} \sqrt{4N\sigma^2 - E^2}. \quad (18)$$

For vector v_j as in Eq. (8) coefficients $b_\alpha \equiv \sum_j v_j \Phi_j(\alpha)$ are proportional to $\Psi_1(\alpha)$, $b_\alpha = \sqrt{Z} \Phi_1(\alpha)$.

According to Eq. (12) after the rank-one perturbation new eigenvalues are determined from the equation

$$Z \sum_\beta \frac{r_\beta}{E_\alpha - e_\beta} = 1. \quad (19)$$

Our purpose is to find the distribution of $\Psi_1(\alpha)$ elements. Using Eq. (11) one gets

$$\Psi_1(\alpha) = \sum_\beta C_{\alpha\beta} \Phi_1(\beta) = \frac{1}{\sqrt{Z}} \sum_\beta C_{\alpha\beta} b_\beta = \frac{a_\alpha}{\sqrt{Z}} \sum_\beta \frac{|b_\beta|^2}{E_\alpha - e_\beta} = \frac{a_\alpha}{\sqrt{Z}}. \quad (20)$$

Therefore the distribution of $\Psi_1(\alpha)$ coincides with distribution of a_α/\sqrt{Z} . Denote

$$z_\alpha = |\Psi_1(\alpha)|^2. \quad (21)$$

From Eq. (14) it follows that

$$z_\alpha = \frac{\prod_\gamma (E_\alpha - e_\gamma)}{Z \prod_{\gamma \neq \alpha} (E_\alpha - E_\gamma)}. \quad (22)$$

The joint distribution of the old eigenvalues e_α and the new ones E_α without the confinement term (17) (its absence is indicated below by a tilde) had been calculated in Ref. [14]

$$\tilde{P}(\{e_\alpha\}, \{E_\alpha\}) \sim \frac{\prod_{\gamma > \alpha} (e_\gamma - e_\alpha)(E_\gamma - E_\alpha)}{\prod_{\gamma, \alpha} |e_\gamma - E_\alpha|^{\beta/2-1}} \delta\left(\sum_\alpha (E_\alpha - e_\alpha) - Z\right). \quad (23)$$

The joint distribution of new eigenvalues E_α and new eigenfunctions $z_\alpha \equiv |\Psi_1(\alpha)|^2$ is given by the expression

$$\tilde{P}(\{E_\alpha\}, \{z_\alpha\}) = \prod_\alpha \delta\left(z_\alpha - \frac{\prod_\gamma (E_\alpha - e_\gamma)}{Z \prod_{\gamma \neq \alpha} (E_\alpha - E_\gamma)}\right) P(\{e_\alpha\}, \{E_\alpha\}). \quad (24)$$

One has N variables z_α and N variables e_α . It is plain that

$$\frac{\partial z_\alpha}{\partial e_\beta} = \frac{z_\alpha}{E_\alpha - e_\beta}. \quad (25)$$

Using the Cauchy determinant one obtains

$$\begin{aligned} \det\left(\frac{\partial z_\alpha}{\partial e_\beta}\right) &= \left(\prod_\alpha z_\alpha\right) \det\left(\frac{1}{E_\alpha - e_\beta}\right) = \left(\prod_\alpha z_\alpha\right) \frac{\prod_{\alpha < \beta} (E_\alpha - E_\beta)(e_\beta - e_\alpha)}{\prod_{\alpha, \beta} (E_\alpha - e_\beta)} \\ &= \frac{1}{Z^N} \prod_{\alpha < \beta} \frac{(e_\beta - e_\alpha)}{(E_\alpha - E_\beta)}. \end{aligned} \quad (26)$$

Finally

$$\tilde{P}(\{E_\alpha\}, \{z_\alpha\}) \sim \frac{\prod_{\gamma > \alpha} (E_\gamma - E_\alpha)^2}{\prod_{\gamma, \alpha} |e_\gamma - E_\alpha|^{\beta/2-1}} \delta\left(\sum_\alpha (E_\alpha - e_\alpha) - Z\right). \quad (27)$$

Because

$$\prod_{\alpha, \gamma} (E_\alpha - e_\gamma) = \prod_\alpha z_\alpha \left(\prod_{\alpha < \gamma} (E_\alpha - E_\gamma)\right)^2, \quad \sum_\alpha z_\alpha = \frac{1}{Z} \sum_\alpha (E_\alpha - e_\alpha) \quad (28)$$

one comes to the conclusion that

$$\tilde{P}(\{E_\alpha\}, \{z_\alpha\}) \sim \prod_{\alpha < \gamma} |E_\gamma - E_\alpha|^\beta \prod_\alpha z_\alpha^{\beta/2-1} \delta\left(\sum_\alpha z_\alpha - 1\right). \quad (29)$$

It means that after a rank-one perturbation the joint distribution of new eigenvalues and eigenfunctions has the same form as the distribution of initial quantities (cf. Eq. (23))

$$\begin{aligned} & \prod_{\alpha < \gamma} |e_\gamma - e_\alpha|^\beta \prod_{\alpha} r_\alpha^{\beta/2-1} \delta \left(\sum_{\alpha} r_\alpha - 1 \right) \prod_{\alpha} de_\alpha dr_\alpha = \\ & = \prod_{\alpha < \gamma} |E_\gamma - E_\alpha|^\beta \prod_{\alpha} z_\alpha^{\beta/2-1} \delta \left(\sum_{\alpha} z_\alpha - 1 \right) \prod_{\alpha} dE_\alpha dz_\alpha. \end{aligned} \quad (30)$$

It seems that this key identity has been overlooked in previous studies. This result could be anticipated without calculations when one notices that Eq. (7) can be written in the symmetric form $G_{ij} = M_{ij} - v_i^* v_j$ which interchanges $e_\alpha \leftrightarrow -E_\alpha$ but Eq. (23) is symmetric under this transformation.

But this symmetry is valid only without the confinement term (17). Using the representation $M_{ij} = \sum_{\alpha} E_\alpha \Psi_i(\alpha) \Psi_j^*(\alpha)$ and calculating $\text{Tr } G^2 = \text{Tr} (M - Z \delta_{i1} \delta_{j1})^2$ (or from the direct calculations as in Appendix of Ref. [13]) one concludes that

$$\sum_{\alpha} e_\alpha^2 = \sum_{\alpha} E_\alpha^2 - 2Z \sum_{\alpha} E_\alpha z_\alpha + Z^2. \quad (31)$$

Therefore the total joint distribution of new eigenvalues E_α and new eigenvectors, $z_\alpha \equiv |\Psi_1(\alpha)|^2$, is the following

$$\begin{aligned} P(\{E_\alpha\}, \{z_\alpha\}) & \sim \prod_{\alpha < \beta} |E_\beta - E_\alpha|^\beta \prod_{\alpha} z_\alpha^{\beta/2-1} \delta \left(\sum_{\alpha} z_\alpha - 1 \right) \\ & \times \exp \left[-\frac{\beta}{4\sigma^2} \left(\sum_{\alpha} E_\alpha^2 - 2Z \sum_{\alpha} E_\alpha z_\alpha \right) \right]. \end{aligned} \quad (32)$$

For the initial distribution eigenvalues and eigenvectors were independent but after a rank-one perturbation the distribution of eigenvectors depends on eigenvalues due to the term $\sum_{\alpha} E_\alpha z_\alpha$ in the exponent.

IV. ASYMPTOTIC CALCULATIONS

Expression (32) is exact. In this Section only the most interesting case of large N is considered though for $\beta = 2$ certain analytical calculations are possible for finite N [16].

A. Mean spectral density

The simplest characteristic of the problem (3) is its mean spectral density. Though it is not necessary for further discussion, its derivation is presented for completeness. According to Ref. (33) the averaged Green function for matrix M , $\bar{G}(E) = \frac{1}{N} \langle \text{Tr}(E - M)^{-1} \rangle$ in the limit $N \rightarrow \infty$ obeys the equation

$$\bar{G}(E) = \frac{1}{N} \frac{1}{E - Z - \sigma^2 N \bar{G}(E)} + \frac{N-1}{N} \frac{1}{E - \sigma^2 N \bar{G}(E)}. \quad (33)$$

Its solution in 2 lowest orders in N^{-1} is

$$\bar{G}(E) = \bar{G}_0(E) \left(1 + \frac{Z \bar{G}_0(E)}{N(1 - Z \bar{G}_0(E))} \right) \quad (34)$$

where $\bar{G}_0(E)$ is the mean Green function for standard RM ensembles which is determined from the equation

$$\bar{G}_0(E) = \frac{1}{E - \sigma^2 N \bar{G}_0(E)}, \quad \bar{G}_0(E) = \frac{E - \sqrt{E^2 - 4\sigma^2 N}}{2\sigma^2 N}. \quad (35)$$

When $\kappa^2 < 1$ the mean level density is proportional to the imaginary part of $\bar{G}(E)$ which comes only from the square root in $\bar{G}_0(E)$ and exists when $-2\sigma\sqrt{N} < E < 2\sigma\sqrt{N}$. The dominant term, of course, is the Wigner semicircle law (18) (as it is evident from the intertwining of eigenvalues) but there is a correction term due to interaction. It is convenient to denote $E = 2\sigma\sqrt{N} \cos \phi$ then the mean level density is

$$\rho(\phi) = \left(\frac{N}{2\pi} + \frac{2\kappa(2 \cos \phi - \kappa)}{\pi(\kappa^2 - 2\kappa \cos \phi + 1)} \right) \sin^2 \phi. \quad (36)$$

For $\kappa^2 < 1$ the integral $\int_0^\pi \rho(\phi) d\phi = N$ as it should be but for $\kappa^2 > 1$ this integral equals $N - 1 + 1/\kappa^2$. The reason of it is well known and is related with the formation for $\kappa^2 > 1$ of one collective state well separated from the bulk with highest (when $Z > 0$) or smallest (when $Z < 0$) energy. This state manifests itself as an additional pole Eq. (33) whose position, E_c for large N is determined by the zero of the denominator of the second term, $1 - Z \bar{G}_0(E_c) = 0$ (which is simply the mean value of Eq. (12)). When $\kappa^2 > 1$ the solution of this equation is

$$E_c = \sigma\sqrt{N} \left(\kappa + \frac{1}{\kappa} \right). \quad (37)$$

In a vicinity of this energy $\bar{G}(E) \approx \bar{G}_0(E) + \delta G(E)$ where $\delta G(E)$ is determined from the first term of Eq. (33)

$$\delta G(E) = \frac{1}{N \left(\frac{\kappa^2}{\kappa^2 - 1} (E - E_c) - \sigma^2 N \delta G(E) \right)}. \quad (38)$$

The imaginary part of this solution exists when $|E - E_c| < 2\sigma(1 - \kappa^{-2})$ and it determines the additional level density

$$\delta\rho(E) = \frac{1}{\pi\sigma a} \sqrt{a^2 - (E - E_c)^2}, \quad a = 2\sigma(1 - \kappa^{-2}). \quad (39)$$

When $\kappa^2 > 1$ the level density is non zero in two distinct regions. One corresponds to energy $|E| < 2\sigma\sqrt{N}$ where the density is given by Eq. (36). The integral of density over this region equals $N - 1 + k^{-2}$. The second part of the density is non-zero in the region $|E - E_c| < 2\sigma(1 - \kappa^{-2})$ and the integral over such interval is $1 - k^{-2}$. The sum of the both regions equals N as it should be.

B. $\kappa^2 < 1$

In the case $\kappa^2 < 1$ and $N \gg 1$ components $z_\alpha = |\Psi_1(\alpha)|^2$ for all energies are of the order of N^{-1} and the condition $\sum_\alpha z_\alpha = 1$ can be taken into account as usual by the introduction of Lagrange multiplier

$$\delta \left(\sum_\alpha z_\alpha - 1 \right) \longrightarrow \exp \left(-\mu \left(\sum_\alpha z_\alpha - 1 \right) \right). \quad (40)$$

After this substitution the probability distribution (32) factors and different z_α become independent, each $z_\alpha \equiv z(E_\alpha)$ being distributed as follows

$$P(z, E) = \left(\mu - \frac{Z}{2\sigma^2} E \right)^{\beta/2} (\pi z)^{\beta/2-1} \exp \left(- \left(\mu - \frac{\beta Z}{2\sigma^2} E \right) z \right). \quad (41)$$

The value of μ has to be calculated from the requirement that the mean value of $\sum_\alpha z_\alpha$ equals 1. It leads to

$$\sum_\alpha \int_0^\infty z P(z, E_\alpha) dz = 1 \quad \longrightarrow \quad \frac{\beta Z}{2} \sum_\alpha \frac{1}{\mu - \frac{\beta Z}{2\sigma^2} E_\alpha} = 1. \quad (42)$$

The sum in this equation can be expressed through the mean unperturbed Green function, $\bar{G}_0(E)$, given by Eq. (35). After simple algebra one finds that when $\kappa^2 < 1$

$$\mu = \beta N \frac{\kappa^2 + 1}{2}. \quad (43)$$

Consequently, the eigenfunction distribution of perturbed problem has the same functional form as the PT distribution Eqs. (1), (2)

$$P_\beta(x) = \frac{1}{(2\pi x)^{1-\beta/2} (l(E))^{\beta/2}} \exp \left(- \frac{\beta x}{2l(E)} \right) \quad (44)$$

but the mean value of $x = N|\Psi_1(E)|^2$ depends on the energy and the coupling constant

$$l(E) \equiv N\langle |\Psi_1(E)|^2 \rangle = \left(\kappa^2 + 1 - \frac{\kappa}{\sigma\sqrt{N}}E \right)^{-1}. \quad (45)$$

C. $\kappa^2 > 1$

When $\kappa^2 > 1$ one collective state becomes separated from other levels. All states except the collective one have values of z_α of the order of N^{-1} and their probability distributions are calculated as in the previous Section. The only difference is that their normalisation is

$$\sum_{\alpha=1}^{N-1} z_\alpha = 1 - z_c \quad (46)$$

where it is anticipated that z_c for the collective state remains constant when $N \rightarrow \infty$.

Performing the same calculations as above one finds that the distribution of all z_α (except the collective state) has the same form as Eq. (41) but instead of (43) μ is given by the expression (valid provided $|k|(1 - z_c) < 1$)

$$\mu(z_c) = \frac{\beta N}{2} \left(\kappa^2(1 - z_c) + \frac{1}{1 - z_c} \right). \quad (47)$$

The knowledge of these distributions permits to find the distribution of the both $E \equiv E_c$ and $r \equiv z_c$ by integrating Eq. (32) over z_α

$$\begin{aligned} P(E, r) &\sim \prod_{\alpha} |E - E_\alpha|^\beta \left(\mu(r) - \frac{\beta\sqrt{N}\kappa}{2\sigma} E_\alpha \right)^{-\beta/2} \\ &\times \exp \left(-\frac{\beta}{4\sigma^2} E^2 + \frac{\beta\sqrt{N}\kappa}{2\sigma} Er - (1 - r)\mu(r) \right) \sim e^{-N\beta F(E, r)} \end{aligned} \quad (48)$$

where the corresponding exponent is

$$\begin{aligned} F(E, r) &= -\frac{1}{N} \sum_{\alpha} \ln(E - E_\alpha) + \frac{1}{4\sigma^2 N} E^2 + \frac{1}{2N} \sum_{\alpha} \ln \left(\nu(r) - \frac{\kappa}{2\sigma\sqrt{N}} E_\alpha \right) \\ &- \frac{\kappa}{2\sigma\sqrt{N}} Er - (1 - r)\nu(r), \quad \nu(r) = \frac{1}{2} \left(\kappa^2(1 - r) + \frac{1}{1 - r} \right). \end{aligned} \quad (49)$$

In the limit $N \rightarrow \infty$ values of E and r are determined from the saddle point equations

$$\frac{\partial F(E, r)}{\partial E} = -\frac{1}{N} \sum_{\alpha} \frac{1}{E - E_\alpha} + \frac{1}{2\sigma^2 N} E - \frac{\kappa}{2\sigma\sqrt{N}} r = 0, \quad (50)$$

$$\frac{\partial F(E, r)}{\partial r} = \frac{1}{2N} \sum_{\alpha} \frac{1}{\nu(r) - \frac{\kappa}{2\sigma\sqrt{N}} E_\alpha} \frac{\partial \nu(r)}{\partial r} - \frac{\kappa}{2\sigma\sqrt{N}} E - \frac{\partial[(1 - r)\nu(r)]}{\partial r} = 0. \quad (51)$$

As all arguments in sums over E_α are outside the spectrum, it is legitimate in the leading order to use instead of these sums their mean value (35). It leads to the system of equations

$$\sqrt{E^2 - 4\sigma^2 N} - \sigma\sqrt{N}\kappa r = 0, \quad (1-r)\left(-\kappa^2 + \frac{1}{(1-r)^2}\right) - \frac{\kappa}{\sigma\sqrt{N}}E + 2\kappa^2(1-r) = 0 \quad (52)$$

whose solution gives the following values for saddles

$$E_c = \sigma\sqrt{N}\left(\kappa + \frac{1}{\kappa}\right), \quad r_c = 1 - \frac{1}{\kappa^2}. \quad (53)$$

Substituting $r_c = 1 - \kappa^{-2}$ to Eq. (47) one concludes that for $\kappa^2 > 1$ the modified PT distribution has exactly the same form as for $\kappa^2 < 1$ and is given by Eq. (44).

V. LARGE WINDOW DISTRIBUTION

The obtained simple Gaussian-like formulae correspond to distribution of eigenfunctions with fixed energy or, more precisely, in small energy intervals $|\delta E| \ll \sigma\sqrt{N}$. For practical reasons it is important to know the distribution of eigenfunctions $z_\alpha = N|\Psi_1(\alpha)|^2$ whose energies E_α are in a finite interval $E_1 < E_\alpha < E_2$. The above results stipule that the moments of the resulting distribution have to be calculated from the expression

$$\langle z_\alpha^q \rangle_{[E_2, E_1]} = \frac{c_\beta(q)}{\delta N} \int_{E_1}^{E_2} \rho_W(E) \left(\kappa^2 + 1 - \frac{\kappa}{\sigma\sqrt{N}}E \right)^{-q} dE, \quad \delta N = \int_{E_1}^{E_2} \rho_W(E) dE \quad (54)$$

where $\rho_W(E)$ is the Wigner spectral density (18) and $c_\beta(q)$ are the Gaussian moments

$$c_1(q) = \frac{2^q \Gamma(q + 1/2)}{\sqrt{\pi}}, \quad c_2(q) = \Gamma(q + 1). \quad (55)$$

Similarly, the full distribution in a finite interval is the weighted integral of Eq. (44)

$$\mathcal{P}_\beta(x) = \frac{1}{\delta N} \int_{E_1}^{E_2} \frac{\rho_W(E)}{(2\pi x)^{1-\beta/2} (l(E))^{\beta/2}} \exp\left(-\frac{\beta x}{2l(E)}\right) dE, \quad l(E) = \frac{1}{\kappa^2 + 1 - \frac{\kappa}{\sigma\sqrt{N}}E}. \quad (56)$$

In particular, when all states (except the collective one, if any) are taken into account $E_1 = -2\sigma\sqrt{N}$ and $E_2 = 2\sigma\sqrt{N}$. Straightforward calculations show that for $\beta = 1$

$$\mathcal{P}_1(x) = P_1(x) \mathcal{F}_1(x), \quad \mathcal{F}_1(x) = \frac{2}{\pi} \int_0^\pi d\phi \sin^2 \phi \sqrt{\kappa^2 + 1 - 2\kappa \cos \phi} e^{-\frac{1}{2}(\kappa^2 - 2\kappa \cos \phi)x}, \quad (57)$$

and for $\beta = 2$

$$\mathcal{P}_2(x) = P_2(x) \mathcal{F}_2(x), \quad \mathcal{F}_2(x) = \frac{I_1(2\kappa x)}{\kappa x} e^{-\kappa^2 x}. \quad (58)$$

Here $P_{1,2}(x)$ are the normalised PT distributions (1), (2) with $l = 1$ and $I_1(x)$ is the modified Bessel function.

For small values of κ one can use the series expansion in power of κ

$$\mathcal{F}_1(x) = 1 + \frac{\kappa^2}{8}(x^2 - 6x + 3) + \frac{\kappa^4}{192}(x^4 - 16x^3 + 54x^2 - 24x - 3) + \mathcal{O}(\kappa^6), \quad (59)$$

$$\mathcal{F}_2(x) = 1 + \frac{\kappa^2}{2}(x^2 - 2x) + \frac{\kappa^4}{12}(x^4 - 6x^3 + 6x^2) + \mathcal{O}(\kappa^6). \quad (60)$$

These series give good results for $\kappa < .5$ and $x < 10$. In principle one can also approximate the above expression by series in the Hermite polynomials as for nearly Gaussian distributions but simplicity of the results makes approximate formulae unnecessary.

To illustrate the obtained results, numerical diagonalization of matrices (3) with dimension $N = 1000$ and $\sigma = 1$ has been performed. In Fig. 1 average values of variable $x = \sqrt{N}\Psi_1(E)$ for real symmetric matrices ($\beta = 1$) calculated numerically are presented for different coupling constants κ . States with energies in two large intervals $I_1 = [-\sqrt{N}/2, \sqrt{N}/2]$ and $I_2 = [\sqrt{N}/2, 3\sqrt{N}/2]$ were chosen. For each value of κ one calculates the average over all states in each interval and for 50 realisations of random matrices. The numerical results are compared with two predictions for this quantity, Eq. (45) valid for small intervals and more accurate Eq. (54) for large intervals. In Eq. (45) the interval centre is used as E . For interval I_1 these two predictions are practically indistinguishable but, as expected, for interval I_2 the second formula works better. It is clearly seen that agreement between analytical formulae and numerics is excellent.

To check the distribution shape the histograms of $x = \sqrt{N}\Psi_1(E)$ for real symmetric matrices ($\beta = 1$ case) are presented in Fig. 2. The PT representation (1) due to singularity is less sensitive to small deviations than the distribution of $\sqrt{N}\Psi_1(E_\alpha)$. In Fig. 3 the distributions of the real and imaginary parts of $\sqrt{N}\Psi_1(E)$ are presented for complex Hermitian matrices (with $\beta = 2$) with $\kappa = 0.6$ when the energy are selected in the interval $I_1 = [-\sqrt{N}/2, \sqrt{N}/2]$ and in Fig. 4 the same quantities but for the interval $I_2 = [\sqrt{N}/2, 3\sqrt{N}/2]$ are plotted. In all cases Gaussian fit perfectly fit the data and its width agrees well with predictions.

VI. CONCLUSION

The standard PT distribution stipules that eigenvectors of large random matrix are independent identically distributed random variables whose probability density for $x = N|\Psi|^2$

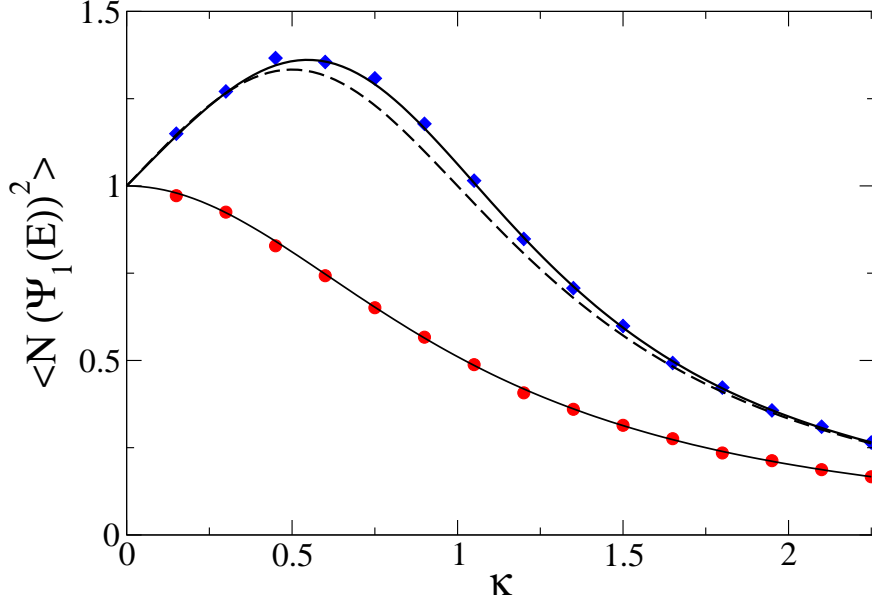


FIG. 1. Mean values of $N\langle(\Psi_1(E))^2\rangle$ for different κ . Lower (red) circles are mean values for states with energies in the interval $[-\sqrt{N}/2, \sqrt{N}/2]$. Upper (blue) diamonds are the same but for energies in the interval $[\sqrt{N}/2, 3\sqrt{N}/2]$. Solid black lines represent theoretical predictions for these quantities given by Eq. (54). Dashed black line is the prediction Eq. (45) for mean value in a small interval. In calculations $N = 1000$ and each point is averaged over 50 random realisations.

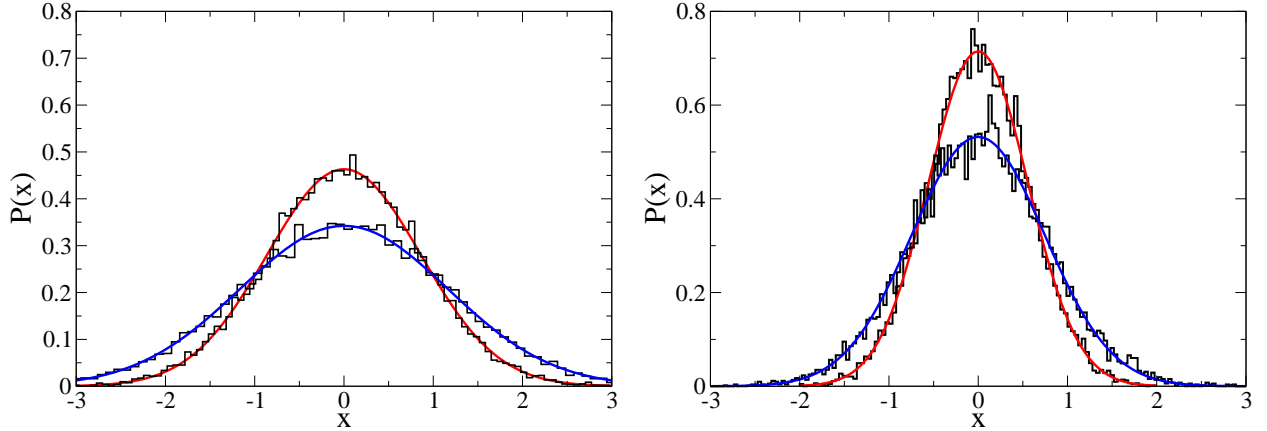


FIG. 2. Left: Distribution of $x = \sqrt{N}\Psi_1(E)$ for $\beta = 1$ and $\kappa = 0.6$ for states with energies in $[-\sqrt{N}/2, \sqrt{N}/2]$ (lower curve) and $[\sqrt{N}/2, 3\sqrt{N}/2]$ (upper curve). Right: the same but for $\kappa = 1.5$. Solid lines are the Gaussian fits whose parameter agree well with theoretical predictions.

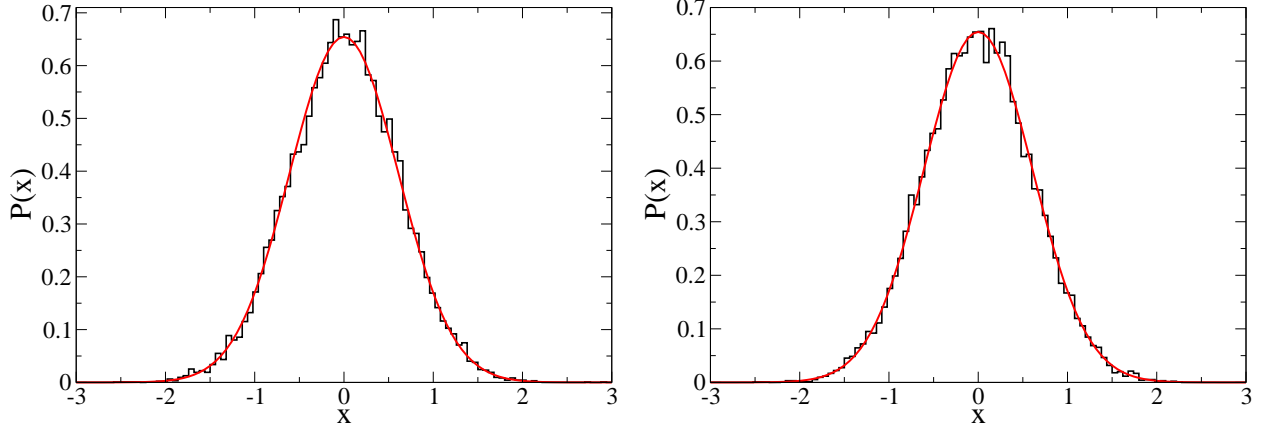


FIG. 3. Left: Distribution of real parts of eigenfunctions, $x = \sqrt{N} \operatorname{Re} \Psi_1(E)$ for complex Hermitian random matrices with $\kappa = 0.6$ for energies in interval $[-\sqrt{N}/2, \sqrt{N}/2]$. Right: The same but for imaginary parts, $x = \sqrt{N} \operatorname{Im} \Psi_1(E)$. Solid red lines are Gaussian fits.

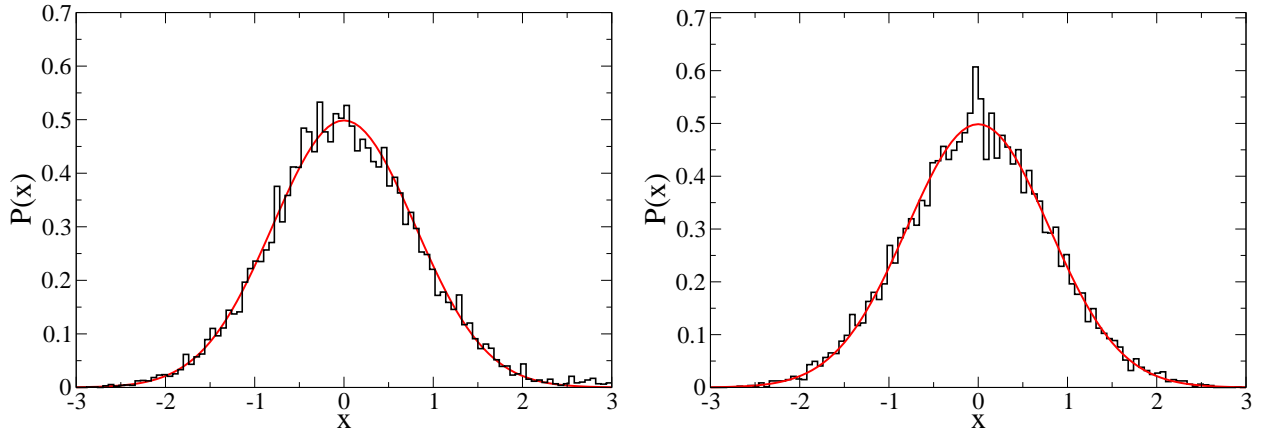


FIG. 4. The same as in Fig. 3 but for states with energies in $[\sqrt{N}/2, 3\sqrt{N}/2]$.

are given by Eqs. (1) and (2) with $l = 1$. This distribution is universal and has no adjustable parameters.

The main conclusion of the paper is that when ensemble of standard random matrices with Gaussian distribution (4) is perturbed by a rank-one perturbation $Z\delta_{1i}\delta_{1j}$, the distribution of $x = N|\Psi_1(E)|^2$ has the same functional form as the PT distribution but parameter l entered Eqs. (1) and (2) is not an universal constant but depends on energy E and the

coupling constant $\kappa = Z/(\sigma\sqrt{N})$

$$l(E) \equiv \langle N |\Psi_1(E)|^2 \rangle = \left(\kappa^2 + 1 - \frac{\kappa}{\sigma\sqrt{N}} E \right)^{-1}. \quad (61)$$

This expression is valid for $\kappa^2 < 1$ as well as for $\kappa^2 > 1$. In the latter case there exists one collective state whose mean energy is $E_c = \sigma\sqrt{N}(\kappa + \kappa^{-1})$. The modulus square of the corresponding eigenvector is not of the order of N^{-1} as all other components but is independent on N . More precisely, $\langle |\Psi_c|^2 \rangle = 1 - \kappa^{-2}$. The Gaussian character of the obtained distributions is valid only for eigenfunctions in small energy intervals. When all eigenfunctions from a large energy interval are considered their distribution is not Gaussian but is given by an integral over Gaussian functions (56). In the limit $N \rightarrow \infty$ all other components of eigenfunctions (except $\Psi_1(E)$) remain distributed according to the usual PT distribution. The considered model is a rare example of non-invariant matrix models whose eigenfunction distribution is derived analytically.

The important difference between the calculated distribution and the PT one is that the latter is universal but the former is not. The interaction couples eigenfunctions with eigenenergies and forces the distribution to depend on coupling constant, state energy, and the form of confinement potential. For different resonances (e.g. for different nuclei) these quantities may and will be different. The simplest way to check these idea experimentally is to fit a width distribution for a particular resonance in a small energy window to the PT formula (1) and find the corresponding $l(E)$ from the fit. The absence of a priori restrictions on the dependence $l(E)$ on energy (it may have e.g. a power dependence or singularities) makes this approach quite flexible to describe various experimental data. Taking into account together different resonances with different energies as it is often done to increase statistics is not a sensitive way to investigate this phenomenon.

An interesting feature of the considered model (3) is that the introduction of rank-one interaction does not change local spectral statistics [16], [17]. Irrespective of the interaction strength statistical properties of eigenvalues at the scale of mean level density remain the same as for non-perturbed matrix (i.e. GOE or GUE) as it can be seen from the joint eigenvalue distribution (32). Experimentally it was observed that the Δ_3 statistics of nuclear resonances at small distances does agree well with RM prediction but becomes to deviates from it at distances of the order of 40-70 mean level spacings [7]. Large distance deviations from RM formulae are typical for dynamical systems [18] and, in general, is not an argument

against applicability of RM theory.

ACKNOWLEDGMENTS

The author is grateful to D. Savin for pointing out Ref. [12] and to ICTP, Trieste, for hospitality during the visit where the paper has been written.

-
- [1] C. E. Porter, *Statistical Theories of Spectra: Fluctuations*, Academic, New York (1965).
 - [2] H. A. Weidenmüller and G. E. Mitchell, *Random matrices and chaos in nuclear physics: Nuclear structure*, Rev. Mod. Phys. **81**, 539 (2009).
 - [3] Y. V. Fyodorov, *Random matrix theory of resonances: an overview*, arXiv: 1606.03124 (2016).
 - [4] C. E. Porter and R. G. Thomas, *Fluctuations of nuclear reaction widths*, Phys. Rev. **104**, 483 (1956).
 - [5] M. L. Mehta, *Random matrices*, Third edition, Elsevier (2004).
 - [6] P. E. Koehler, F. Bečbár, M. Krtička, J. A. Harvey, and K. H. Guber, *Anomalous fluctuations of s-wave reduced neutron widths of ^{192,194}Pt resonances*, Phys. Rev. Lett. **105**, 072502 (2010).
 - [7] P. E. Koehler, F. Bečbár, M. Krtička, K. H. Guber, and J. L. Ullmann, *Neutron resonance data exclude random matrix theory*, Fortschritte Phys. **61**, 80 (2013).
 - [8] P. E. Koehler, *Reduced neutron widths in the nuclear data ensemble: experiment and theory do not agree*, Phys. Rev. C **84**, 034312 (2011).
 - [9] H. A. Weidenmüller, *Distribution of partial neutron widths for nuclei close to a maximum of the neutron strength function*, PRL **105**, 232501 (2010).
 - [10] , G. L. Celardo, N. Auerbach, F. M. Izrailev, and V. G. Zelevinsky, *Distribution of resonance widths and dynamics of continuum coupling*, PRL **106**, 042501 (2011).
 - [11] Y. V. Fyodorov and D. V. Savin, *Resonance width distribution in RMT: weak-coupling regime beyond Porter-Thomas*, EPL, **110**, 40006 (2015).
 - [12] A. Volya, H. A. Weidenmüller, and V. Zelevinsky, *Neutron resonance widths and the Porter-Thomas distribution*, Phys. Rev. Lett. **115**, 052501 (2015).
 - [13] E. Bogomolny, O. Giraud, and C. Schmit, *Integrable random matrix ensembles*, Nonlinearity **24**, 317 (2011).

- [14] I. L. Aleiner and K. A. Matveev, *Shifts of random energy levels by a local perturbation*, PRL **80**, 814 (1998).
- [15] L. A. Pastur, *On the spectrum of random matrices*, Theor. Math. Phys. **10**, 67 (1972).
- [16] E. Brezin and S. Hikami, *Correlations of nearby levels induced by a random potential*, Nucl. Phys. B **479**, 697 (1996).
- [17] E. Bogomolny, P. Leboeuf, and C. Schmit, *Spectral statistics of chaotic systems with a point like scatterer*, Phys. Rev. Lett. **85**, 2486 (2000).
- [18] M. V. Berry, *Semiclassical theory of spectral rigidity*, Proc. R. Soc. London A, **400**, 229 (1985).