

# On the Resistance of Nearest Neighbor To Random Noisy Labels

Wei Gao and Bin-Bin Yang and Zhi-Hua Zhou\*

*National Key Laboratory for Novel Software Technology  
Nanjing University, Nanjing 210023, China*

---

## Abstract

Nearest neighbor has always been one of the most appealing non-parametric approaches in machine learning, pattern recognition, computer vision, etc. Previous empirical studies partly shows that nearest neighbor is resistant to noise, yet there is a lack of deep analysis. This work presents the finite-sample and distribution-dependent bounds on the consistency of nearest neighbor in the random noise setting. The theoretical results show that, for asymmetric noises,  $k$ -nearest neighbor is robust enough to classify most data correctly, except for a handful of examples, whose labels are totally misled by random noises. For symmetric noises, however,  $k$ -nearest neighbor achieves the same consistent rate as that of noise-free setting, which verifies the resistance of  $k$ -nearest neighbor to random noisy labels. Motivated by the theoretical analysis, we propose the Robust  $k$ -Nearest Neighbor ( $RkNN$ ) approach to deal with noisy labels. The basic idea is to make unilateral corrections to examples, whose labels are totally misled by random noises, and classify the others directly by utilizing the robustness of  $k$ -nearest neighbor. We verify the effectiveness of the proposed algorithm both theoretically and empirically.

*Keywords:* Classification, nearest neighbor, random noise, consistency

---

## 1. Introduction

The nearest neighbor (Cover and Hart, 1967; Fix and Hodges, 1951) has been one of the oldest and most intuitive approaches in pattern recognition,

---

\*Email: zhouzh@lamda.nju.edu.cn

machine learning, computer vision, etc. The basic idea is to classify each unlabeled instance by the label of its nearest neighbor (1-NN) or by the majority labels of  $k$  nearest neighbors ( $k$ -NN). Despite of simplicity, nearest neighbor takes good performance in real applications, and makes good explanations of predictions with theoretical guarantee (Berlind and Urner, 2015; Biau and Devroye, 2015; Dasgupta, 2012; Kontorovich et al., 2017; Kontorovich and Weiss, 2014; Kpotufe, 2011; Kulkarni and Posner, 1995; Shalev-Shwartz and Ben-David, 2014; Wagner, 1971). Empirical studies partially demonstrate the resistance of  $k$ -nearest neighbor to noise (Kusner et al., 2014; Tarlow et al., 2013), whereas there is a paucity of deep understanding.

This work focuses on binary classification in the presence of random classification noises (Angluin and Laird, 1988), that is, each observed label has been flipped with certain probability instead of seeing the ground-truth label, and training data of each class are contaminated by samples from the other class. Generally speaking, noisy data may disturb learning process, increase sample and model complexities, and deteriorate effectiveness and quality of learned classifiers. For example, the random noise defeats all convex potential boosters (Long and Servedio, 2010), and support vector machines (SVMs) are sensitive to noisy labels. Many practical algorithms have been developed to tackle noisy labels (Angluin and Laird, 1988; Kearns, 1993; Lawrence and Schölkopf, 2001; Liu and Tao, 2016; Natarajan et al., 2013; Xu et al., 2006), most working with parametric classifiers, yet relatively few studies focus on non-parametric classifiers.

This work presents a theoretical and empirical understanding on the resistance of nearest neighbor to random noisy labels, and the main contributions can be summarized as follows:

- We provide the finite-sample and distribution-dependent bounds on the consistency of nearest neighbor. Our theoretical results show that, for asymmetric noises,  $k$ -nearest neighbor is robust enough to classify most data correctly, except for a handful of totally misled examples. For symmetric noises, however,  $k$ -nearest neighbor achieves the same consistent rate as that of noise-free setting, which verifies the resistance of  $k$ -nearest neighbor. We also prove the inconsistency of 1-nearest neighbor even for symmetric noises.
- Motivated by the theoretical analysis, we propose the Robust  $k$ -Nearest Neighbor (R $k$ NN) approach to deal with noisy labels with theoretical guarantee. The basic idea is to make unilateral corrections to examples

whose labels are misled totally by random noise, and classify the others simultaneously by utilizing the robustness of  $k$ -nearest neighbor. Our approach also makes use of nearest neighbor to estimate noise from corrupted datasets.

- Extensive experiments show the effectiveness of our  $Rk$ NN algorithm on benchmark datasets, and theoretical results are also verified empirically on synthetic dataset.

### Related Work

The random noise model (Angluin and Laird, 1988) has motivated a series of follow-up studies in the theoretical community. The finite VC-dimension has been used to characterize the learnability in (Aslam and Decatur, 1996; Cesa-Bianchi et al., 1999), and Ben-David et al. (2009) showed the equivalence between Littlestone dimension and learnability of online mistake bound. Kearns (1993) proposed the famous statistical query (SQ) model by capturing global statistical properties of large samples rather than individual example. Kalai and Servediob (2005) made theoretical analysis of boosting algorithms in the presence of random noise.

Various practical approaches have been developed to deal with noisy data during the past decades, e.g., outlier detection (Barandela and Gasca, 2000; Brodley and Friedl, 1999), re-weights of training instances (Liu and Tao, 2016; Rebbapragada and Brodley, 2007; Wang et al., 2017a), perceptron-style algorithms (Bylander, 1994; Crammer et al., 2006; Dredze et al., 2008), robust losses (Denchev et al., 2012; Masnadi-Shirazi and Vasconcelos, 2009; Xu et al., 2006), unbiased losses (Gao et al., 2016; Natarajan et al., 2013), etc. The interested readers are also referred to the survey (Frenay and Verleysen, 2014, reference therein).

Nearest neighbor has attracted much attention during the past decades (Beygelzimer et al., 2006; Cover and Hart, 1967; Fix and Hodges, 1951; Kontorovich et al., 2016; Kontorovich and Weiss, 2015; Kulkarni and Posner, 1995; Samworth, 2012; Wagner, 1971; Wang et al., 2017b). The asymptotic consistency of nearest neighbor has been studied in (Cover and Hart, 1967; Dasgupta, 2012; Devroye et al., 1994, 1996; Fix and Hodges, 1951; Stone, 1977). It is well-known that the classification error converges to Bayes error  $R^*$  for  $k_n$ -nearest neighbor when  $k_n = o(n) \rightarrow \infty$ , and to  $R^* + O(1/\sqrt{k})$  for  $k$ -nearest neighbor, and is at most  $2R^*$  for 1-nearest neighbor. The consistency analysis based on finite sample has also explored in the works of (Chaudhuri and Dasgupta, 2014; Shalev-Shwartz and Ben-David, 2014).

The rest of this paper is organized as follows. Section 2 presents some preliminaries. Section 3 provides theoretical analysis. Section 4 develops the Robust  $k$ -Nearest Neighbor (RkNN) approach. Section 5 presents detailed proofs for our main results. Section 6 conducts empirical studies. Section 7 concludes this work with future work.

## 2. Preliminaries

Let  $\mathcal{X} = [0, 1]^d$  and  $\mathcal{Y} = \{0, 1\}$  denote the instance and label space, respectively. Suppose that  $\mathcal{D}$  is an (unknown) underlying distribution over the product space  $\mathcal{X} \times \mathcal{Y}$ . Let  $\mathcal{D}_{\mathcal{X}}$  be the marginal distribution over  $\mathcal{X}$ . Denote by  $\eta(\mathbf{x}) = \Pr[y = +1|\mathbf{x}]$  conditional probability with respect to distribution  $\mathcal{D}$ . In this work, we assume that  $\eta(\mathbf{x})$  is  $L$ -Lipschitz for some constant  $L > 0$ , that is,

$$|\eta(\mathbf{x}) - \eta(\mathbf{x}')| \leq L\|\mathbf{x} - \mathbf{x}'\|.$$

Intuitively, this assumption implies that two instances are likely to have similar labels if they are close to each other, and such assumption has been taken in classification (Cover and Hart, 1967; Shalev-Shwartz and Ben-David, 2014). For a hypothesis  $h: \mathcal{X} \rightarrow \mathcal{Y}$ , we define the classification error with respect to distribution  $\mathcal{D}$  as

$$R_{\mathcal{D}}(h) = \Pr_{(\mathbf{x}, y) \sim \mathcal{D}}[h(\mathbf{x}) \neq y] = E_{(\mathbf{x}, y) \sim \mathcal{D}}[I[h(\mathbf{x}) \neq y]].$$

Here,  $I[\cdot]$  denotes the indicator function, which returns 1 if the argument is true and 0 otherwise. It is well-known (Devroye et al., 1996) that the Bayes classifier, which minimizes classification error, is given by  $h_{\mathcal{D}}^*(\mathbf{x}) = I[\eta(\mathbf{x}) \geq 1/2]$ , and the Bayes error is given by  $R_{\mathcal{D}}^* = E_{\mathbf{x}}[\min\{\eta(\mathbf{x}), 1 - \eta(\mathbf{x})\}]$ .

Let  $S_n = \{(\mathbf{x}_1, y_1), (\mathbf{x}_2, y_2), \dots, (\mathbf{x}_n, y_n)\}$  be a training data, where each example is drawn i.i.d. from distribution  $\mathcal{D}$ . In the random noise model, we can not observe the true labels  $y_i$  ( $i \in [n]$ ), and instead, each label has been flipped with a certain probability instead of seeing the true label, i.e., each label  $y_i$  is corrupted by random noise with proportions  $\tau_+$  and  $\tau_-$ . Here

$$\tau_+ = \Pr[\hat{y}_i = -1|y_i = +1] \quad \text{and} \quad \tau_- = \Pr[\hat{y}_i = +1|y_i = -1].$$

Throughout this work, we assume  $\tau_+ + \tau_- < 1$  as in (Blum and Mitchell, 1998). Let  $\hat{S}_n = \{(\mathbf{x}_1, \hat{y}_1), (\mathbf{x}_2, \hat{y}_2), \dots, (\mathbf{x}_n, \hat{y}_n)\}$  be the corrupted data, and

$\hat{\mathcal{D}}$  denotes the corrupted distribution from true distribution  $\mathcal{D}$  by random noises with proportions  $\tau_+$  and  $\tau_-$ . Let  $\hat{\eta}(\mathbf{x}) = \Pr[\hat{y} = +1|x]$  be the corrupted conditional probability w.r.t. distribution  $\hat{\mathcal{D}}$ . It is easy to get the relationship between  $\eta(\mathbf{x})$  and  $\hat{\eta}(\mathbf{x})$  as follows:

$$\hat{\eta}(\mathbf{x}) = (1 - \tau_+ - \tau_-)\eta(\mathbf{x}) + \tau_-. \quad (1)$$

We further have  $|\hat{\eta}(\mathbf{x}) - \hat{\eta}(\mathbf{x}')| = (1 - \tau_+ - \tau_-)|\eta(\mathbf{x}) - \eta(\mathbf{x}')|$ , and if  $\eta(\mathbf{x})$  is  $L$ -Lipschitz, then  $\hat{\eta}(\mathbf{x})$  is  $(1 - \tau_+ - \tau_-)L$ -Lipschitz, i.e.,

$$|\hat{\eta}(\mathbf{x}) - \hat{\eta}(\mathbf{x}')| \leq (1 - \tau_+ - \tau_-)L\|\mathbf{x} - \mathbf{x}'\|. \quad (2)$$

It is interesting to discuss the Tsybakov noise condition (Tsybakov, 2004), i.e., for some finite  $C_0 > 0$  and  $\lambda > 0$ , we have

$$\Pr[|\eta(\mathbf{x}) - 1/2| \leq t] \leq C_0 t^\lambda,$$

which presents faster convergence rate (Tsybakov, 2004) in noise-free setting. It is noteworthy that this assumption is over true distribution  $\mathcal{D}$ , while the random noise setting does not make any assumption over  $\mathcal{D}$ . From Eqn. (1), we have the corrupted conditional probability  $\hat{\eta}(\mathbf{x})$  such that

$$\Pr[|\hat{\eta}(\mathbf{x}) - 1/2 + (\tau_+ - \tau_-)/2| \leq t] \leq C_0 t^\lambda / (1 - \tau_+ - \tau_-)^\lambda$$

if the Tsybakov noise condition holds for distribution  $\mathcal{D}$ . This implies that Tsybakov noise condition can not be guaranteed for asymmetric noise even if the true distribution  $\mathcal{D}$  does. We consider the general random noise model without assumption over distribution  $\mathcal{D}$  in this work, and it is interesting to study random noise model for distribution  $\mathcal{D}$  with Tsybakov noise condition.

Let  $[n] = \{1, 2, \dots, n\}$  for integer  $n \geq 0$ . Denote by  $B(p)$  a Bernoulli distribution of parameter  $p \in [0, 1]$ , and  $y \sim B(p)$  represents that random variable  $y$  is drawn from Bernoulli distribution  $B(p)$ . We do not know the true data  $S_n$ , noise proportions  $\tau_+$  and  $\tau_-$ , and distributions  $\mathcal{D}$  and  $\hat{\mathcal{D}}$  in practice, and what we can observe is a corrupted data  $\hat{S}_n$ . The goal of this work is to learn a hypothesis  $h_{\hat{S}_n}$  with lower classification error over true distribution  $\mathcal{D}$ , but it is trained on the corrupted data  $\hat{S}_n$ .

### 3. Theoretical Analysis

Given corrupted training data  $\hat{S}_n$  and instance  $\mathbf{x} \in \mathcal{X}$ , let

$$\pi_1(\mathbf{x}), \pi_2(\mathbf{x}), \dots, \pi_n(\mathbf{x})$$

be a reordering of  $\{1, 2, \dots, n\}$  according to their distances to  $\mathbf{x}$ , that is,  $\|\mathbf{x} - \mathbf{x}_{\pi_i(\mathbf{x})}\| \leq \|\mathbf{x} - \mathbf{x}_{\pi_{i+1}(\mathbf{x})}\|$  for  $i < n$ . For  $k$ -nearest neighbor algorithm, the output hypothesis is given by

$$h_{\hat{S}_n}^k(\mathbf{x}) = \begin{cases} 1 & \text{for } \sum_{i=1}^k \hat{y}_{\pi_i(\mathbf{x})} \geq k/2, \\ 0 & \text{otherwise.} \end{cases}$$

Let  $\mathcal{E}^b = \{\mathbf{x} \in \mathcal{X} : \eta(\mathbf{x}) = 1/2\}$  denote the boundary set of Bayes's classifier with respect to distribution  $\mathcal{D}$ , and we further introduce, for  $\Delta \geq 0$ ,

$$\begin{aligned} \mathcal{E}_\Delta^+ &= \{\mathbf{x} \in \mathcal{X} : \eta(\mathbf{x}) > 1/2, \hat{\eta}(\mathbf{x}) \geq 1/2 + \Delta\}, \\ \mathcal{E}_\Delta^- &= \{\mathbf{x} \in \mathcal{X} : \eta(\mathbf{x}) < 1/2, \hat{\eta}(\mathbf{x}) \leq 1/2 - \Delta\}, \end{aligned}$$

where  $\mathcal{E}_\Delta^+$  and  $\mathcal{E}_\Delta^-$  show the most correctly predictive sets of positive and negative instances in the noise setting, respectively. Denote by

$$\mathcal{A}_\Delta = \mathcal{X} \setminus (\mathcal{E}_\Delta^+ \cup \mathcal{E}_\Delta^- \cup \mathcal{E}^b)$$

where the labels are relatively hard to be predicted correctly. It is important to introduce the set

$$\mathcal{A}_0 = \mathcal{X} \setminus (\mathcal{E}_0^+ \cup \mathcal{E}_0^- \cup \mathcal{E}^b) = \{\mathbf{x} \in \mathcal{X} : (\eta(\mathbf{x}) - 1/2)(\hat{\eta}(\mathbf{x}) - 1/2) < 0\}, \quad (3)$$

where the labels are totally misled by random noise. We first present the consistency analysis of  $k$ -nearest neighbour in the random noise setting.

**Theorem 1.** *Let  $\hat{S}_n$  be a corrupted sample with noise proportions  $\tau_-$  and  $\tau_+$ . Let  $h_{\hat{S}_n}^k$  be the output hypothesis of applying  $k$ -nearest neighbor to  $\hat{S}_n$ . We have*

$$\begin{aligned} E_{\hat{S}_n \sim \hat{\mathcal{D}}^n} [R_{\mathcal{D}}(h_{\hat{S}_n}^k)] &\leq R_D^* + \Pr_{\mathbf{x} \sim \mathcal{D}_X} [\mathbf{x} \in \mathcal{A}_\Delta] \\ &\quad + \frac{1}{\sqrt{k}} + 2 \left( (1 - \tau_+ - \tau_-) L / \sqrt{d} \right)^{\frac{d}{1+d}} \left( \frac{k}{n} \right)^{\frac{1}{1+d}} \end{aligned}$$

where  $\Delta = \max \left\{ 2\sqrt{d} \left( (1 - \tau_+ - \tau_-) L \right)^{\frac{d}{1+d}} (k\sqrt{d}/n)^{\frac{1}{1+d}}, \sqrt{\log k/k} \right\}$ .

Notice that the hypothesis  $h_{\hat{S}_n}^k$  of  $k$ -nearest neighbor is trained on the corrupted sample  $\hat{S}_n$ , while  $R_{\mathcal{D}}(h_{\hat{S}_n}^k) = \Pr_{(\mathbf{x}, y) \sim \mathcal{D}} [h_{\hat{S}_n}^k(\mathbf{x}) \neq y]$  denotes the

classification error over the true distribution  $\mathcal{D}$ . The detailed proof is given in Section 5.1. Based on this theorem, we have

$$E_{\hat{S}_n \sim \hat{\mathcal{D}}^n} [R_{\mathcal{D}}(h_{\hat{S}_n}^k)] \leq R_{\mathcal{D}}^* + \Pr_{\mathbf{x} \sim \mathcal{D}_X} [\mathbf{x} \in \mathcal{A}_0] \quad (4)$$

for  $k = k(n) \rightarrow \infty$  and  $k/n \rightarrow 0$  as  $n \rightarrow \infty$ .

As can be seen, the classification error of  $k$ -nearest neighbor is biased at most  $\Pr_{\mathbf{x} \sim \mathcal{D}_X} [\mathbf{x} \in \mathcal{A}_0]$  from the Bayes error  $R_{\mathcal{D}}^*$  in the asymptotic convergence. Hence,  $k$ -nearest neighbor is robust enough to classify most examples correctly, except for examples in  $\mathcal{A}_0$ , whose labels are totally misled. This motivates us to design effective strategy to tackle  $\mathcal{A}_0$ , which will be shown in Section 4.

For symmetric noises  $\tau_+ = \tau_-$ , we have  $\mathcal{A}_0 = \emptyset$  from Eqn. (1), which proves the consistency of  $k$ -nearest neighbor. Actually, we can further provide a stronger theorem, and the detailed proof is presented in Section 5.2.

**Theorem 2.** *For  $k \geq 8$  and  $\tau_- = \tau_+ = \tau$ , we have*

$$E_{\hat{S}_n \sim \mathcal{D}^n} [R(h_{\hat{S}_n}^k)] \leq R_{\mathcal{D}}^* + \frac{2R_{\mathcal{D}}^*}{\sqrt{k}} + \frac{2\tau}{(1-2\tau)\sqrt{k}} + 5 \max\{L, \sqrt{L}\} \sqrt{d} \left(\frac{k}{n}\right)^{\frac{1}{1+d}}.$$

This theorem shows that

$$E_{\hat{S}_n \sim \mathcal{D}^n} [R(h_{\hat{S}_n}^k)] \rightarrow R_{\mathcal{D}}^* \text{ for } k = k(n) \rightarrow \infty \text{ and } k/n \rightarrow 0 \text{ as } n \rightarrow \infty;$$

and we also have

$$E_{\hat{S}_n \sim \mathcal{D}^n} [R(h_{\hat{S}_n}^k)] \rightarrow R_{\mathcal{D}}^* + O(1/\sqrt{k}) \text{ for constant } k \text{ as } n \rightarrow \infty.$$

Hence, the consistent rate of  $k$ -nearest neighbors in the symmetric noise setting are the same as that of noise-free setting (Biau and Devroye, 2015; Chaudhuri and Dasgupta, 2014; Dasgupta, 2012; Devroye, 1981; Fix and Hodges, 1951; Shalev-Shwartz and Ben-David, 2014; Stone, 1977), which proves the resistance of  $k$ -nearest neighbor, particularly for large  $k$ .

From Theorem 2, we present consistency analysis for  $k$ -nearest neighbor in the noise-free setting:

**Corollary 1.** *For  $k \geq 8$  and  $\tau_0 = \tau_+ = 0$ , we have*

$$E_{S_n \sim \mathcal{D}^n} [R(h_{S_n}^k)] \leq R_{\mathcal{D}}^* + \frac{2R_{\mathcal{D}}^*}{\sqrt{k}} + 5 \max\{L, \sqrt{L}\} \sqrt{d} \left(\frac{k}{n}\right)^{\frac{1}{1+d}}.$$

This corollary improves the work of (Shalev-Shwartz and Ben-David, 2014, Theorem 19.5), which can be written (with our notations) as

$$E_{S_n \sim \mathcal{D}^n}[R(h_{S_n}^k)] \leq R_{\mathcal{D}}^* + \frac{2\sqrt{2}R_{\mathcal{D}}^*}{\sqrt{k}} + \frac{6L\sqrt{d} + k}{n^{\frac{1}{1+d}}} \text{ for } k \geq 10.$$

As can be seen, the above shows the consistency of nearest neighbor as  $k/n^{1/(1+d)} \rightarrow 0$ , while Corollary 1 presents tighter consistent rate of nearest neighbor as  $k/n \rightarrow 0$ .

We finally study the inconsistency of 1-nearest neighbor even for symmetric noise as follows.

**Theorem 3.** *Let  $h_{\hat{S}_n}^1$  be the output hypothesis of applying 1-nearest neighbor to  $\hat{S}_n$ . For  $\tau_- = \tau_+ = \tau$ , we have*

$$(1-2\tau)\left(R_{\mathcal{D}}^* - \frac{3L\sqrt{d}}{2n^{1/(d+1)}}\right) \leq E_{\hat{S}_n \sim \hat{\mathcal{D}}^n}[R_{\mathcal{D}}(h_{\hat{S}_n}^1)] - \tau \leq (1-2\tau)\left(2R_{\mathcal{D}}^* + \frac{3L\sqrt{d}}{2n^{1/(d+1)}}\right).$$

The proof is presented in Section 5.3. We also notice that the inconsistency of 1-nearest neighbor has been well-studied in the noise-free setting (Biau and Devroye, 2015; Cover and Hart, 1967; Shalev-Shwartz and Ben-David, 2014). Theorem 3 is easier to show the influence of random noises from

$$R_{\mathcal{D}}^* + (1 - 2R_{\mathcal{D}}^*)\tau \leq E_{\hat{S}_n \sim \hat{\mathcal{D}}^n}[R_{\mathcal{D}}(h_{\hat{S}_n}^1)] \leq 2R_{\mathcal{D}}^* + (1 - 4R_{\mathcal{D}}^*)\tau \text{ as } n \rightarrow \infty.$$

#### 4. The RkNN Approach

Motivated from the preceding theoretical analysis,  $k$ -nearest neighbor is robust enough to tackle most data except for examples in  $\mathcal{A}_0$ , whose labels are totally misled by random noises. Therefore, our basic idea is to develop effective strategies to classify examples in  $\mathcal{A}_0$  correctly, and classify the others simultaneously by utilizing the robustness of  $k$ -nearest neighbor.

From Eqns. (1) and (3), we have

$$\mathcal{A}_0 = \{\mathbf{x} \in \mathcal{X} : (\eta(\mathbf{x}) - 1/2)(\hat{\eta}(\mathbf{x}) - 1/2) < 0\},$$

and

$$\hat{\eta}(\mathbf{x}) - 1/2 = (1 - \tau_+ - \tau_-)(\eta(\mathbf{x}) - 1/2) + (\tau_- - \tau_+)/2.$$

For  $\tau_- > \tau_+$ , this follows that

$$\mathcal{A}_0 = \{\mathbf{x} \in \mathcal{X} : 0 < \hat{\eta}(\mathbf{x}) - 1/2 < \tau_-/2 - \tau_+/2\}$$



because we have  $0 < \hat{\eta}(\mathbf{x}) - 1/2 < \tau_-/2 - \tau_+/2$  if  $\eta(\mathbf{x}) < 1/2$  and  $\mathbf{x} \in \mathcal{A}_0$ ; we also have  $\hat{\eta}(\mathbf{x}) > 1/2$  if  $\eta(\mathbf{x}) > 1/2$ , which implies  $\mathbf{x} \notin \mathcal{A}_0$ . In a similar manner, we have, for  $\tau_- < \tau_+$ ,

$$\mathcal{A}_0 = \{\mathbf{x} \in \mathcal{X} : \tau_-/2 - \tau_+/2 < \hat{\eta}(\mathbf{x}) - 1/2 < 0\}.$$

This motivates us to make unilateral corrections to corrupted labels in  $\mathcal{A}_0$ . Specifically, we predict the label as 0 for instance  $\mathbf{x} \in \mathcal{X}$  if  $\tau_- > \tau_+$  and  $\hat{\eta}(\mathbf{x}) - 1/2 \in (0, \tau_-/2 - \tau_+/2)$ ; and predict as 1 for instance  $\mathbf{x} \in \mathcal{X}$  if  $\tau_- < \tau_+$  and  $\hat{\eta}(\mathbf{x}) - 1/2 \in (\tau_-/2 - \tau_+/2, 0)$ .

The conditional probability  $\hat{\eta}(\mathbf{x})$  is unknown in practice, and what we can observe is a training data  $\hat{S}_n$ . Let  $(\mathbf{x}_{\pi_1(\mathbf{x})}, \hat{y}_{\pi_1(\mathbf{x})}), \dots, (\mathbf{x}_{\pi_k(\mathbf{x})}, \hat{y}_{\pi_k(\mathbf{x})})$  be  $k$  nearest neighbors of instance  $\mathbf{x}$ , and we approximate  $\hat{\eta}(\mathbf{x}) \approx \sum_{i=1}^k \hat{y}_{\pi_i(\mathbf{x})}/k$ , where  $k$  is called *predictive* parameter.

We call such method Robust  $k$ -Nearest Neighbor (RkNN). Under the prior knowledge of noise proportions  $\tau_+$  and  $\tau_-$ , we can prove the consistency of RkNN as follows.

**Theorem 4.** *Let  $\hat{S}_n$  be a corrupted sample with noise proportions  $\tau_-$  and  $\tau_+$ . Let  $h_{\hat{S}_n}^{rk}$  be the output hypothesis of applying our RkNN approach to  $\hat{S}_n$ . For constant  $k$ , we have*

$$E_{\hat{S}_n \sim \hat{\mathcal{D}}^n} [R_{\mathcal{D}}(h_{\hat{S}_n}^{rk})] \rightarrow R_D^* + O(1/\sqrt{k})$$

as  $n \rightarrow \infty$ ; we also have, for  $k = k(n) \rightarrow \infty$  and  $k/n \rightarrow 0$  as  $n \rightarrow \infty$ ,

$$E_{\hat{S}_n \sim \hat{\mathcal{D}}^n} [R_{\mathcal{D}}(h_{\hat{S}_n}^{rk})] \rightarrow R_D^*.$$

As we can see, the RkNN approach achieves the same consistent rate as that of traditional  $k$ -nearest neighbor in the noise-free setting. Notice that the prior knowledge of  $\tau_+$  and  $\tau_-$  is also necessary for the proof of consistency of ERMs as in the work of (Natarajan et al., 2013). The detailed proof is presented in Section 5.4.

How to estimate noise proportions  $\tau_+$  and  $\tau_-$  from a corrupted sample has been an interesting and well-studied problem (Liu and Tao, 2016; Menon et al., 2015; Ramaswamy et al., 2016; Scott et al., 2013). We follow the idea of conditional probability as in (Liu and Tao, 2016; Menon et al., 2015), but introduce another  $k'$ -nearest neighbor rather than learning the corrupted conditional distribution.

---

**Algorithm 1** Robust  $k$ -Nearest Neighbor (RkNN)

---

**Input:** Corrupted sample  $\hat{S}_n = \{(\mathbf{x}_1, \hat{y}_1), \dots, (\mathbf{x}_n, \hat{y}_n)\}$ , new instance  $\mathbf{x} \in \mathcal{X}$ , predictive parameter  $k$  and noise parameter  $k'$

- 1: Calculate  $\hat{\eta}(\mathbf{x}_j) \approx \sum_{i=0}^{k'} \hat{y}_{\pi_i(\mathbf{x}_j)} / (k' + 1)$  for  $j \in [n]$  by  $k'$ -nearest neighbor
- 2: Estimate noise proportions  $\hat{\tau}_+$  and  $\hat{\tau}_-$  from Eqn. (5)
- 3: Calculate  $\hat{\eta}(\mathbf{x}) \approx \sum_{i=1}^k \hat{y}_{\pi_i(\mathbf{x})} / k$ , where  $\mathbf{x}_{\pi_1(\mathbf{x})}, \dots, \mathbf{x}_{\pi_k(\mathbf{x})}$  are the  $k$  nearest neighbors of  $\mathbf{x}$
- 4: Set  $y = I[\hat{\eta}(\mathbf{x}) \geq 1/2]$
- 5: **if**  $\hat{\tau}_- > \hat{\tau}_+$  and  $\hat{\eta}(\mathbf{x}) - 1/2 \in (0, \hat{\tau}_-/2 - \hat{\tau}_+/2)$  **then**
- 6:   Update  $y = 0$
- 7: **end if**
- 8: **if**  $\hat{\tau}_- < \hat{\tau}_+$  and  $\hat{\eta}(\mathbf{x}) - 1/2 \in (\hat{\tau}_-/2 - \hat{\tau}_+/2, 0)$  **then**
- 9:   Update  $y = 1$
- 10: **end if**

**Output:** the predicted label  $y$

---

Specifically, let  $(\mathbf{x}_{\pi_1(\mathbf{x}_j)}, \hat{y}_{\pi_1(\mathbf{x}_j)}), \dots, (\mathbf{x}_{\pi_{k'}(\mathbf{x}_j)}, \hat{y}_{\pi_{k'}(\mathbf{x}_j)})$  be the  $k'$  nearest neighbors of example  $(\mathbf{x}_j, \hat{y}_j)$ . We approximate  $\hat{\eta}(\mathbf{x}_j) \approx \sum_{i=0}^{k'} \hat{y}_{\pi_i(\mathbf{x}_j)} / (k' + 1)$ , where  $\hat{y}_{\pi_0(\mathbf{x}_j)} = \hat{y}_j$  and  $k'$  is called *noise* parameter. As in the works of (Liu and Tao, 2016; Menon et al., 2015), the estimated noise proportions  $\hat{\tau}_+$  and  $\hat{\tau}_-$  can be given, respectively, by

$$\hat{\tau}_+ = \min_{j \in [n]} \{\hat{\eta}(\mathbf{x}_j)\} \quad \text{and} \quad \hat{\tau}_- = \min_{j \in [n]} \{1 - \hat{\eta}(\mathbf{x}_j)\}. \quad (5)$$

Algorithm 1 presents the detailed description of the proposed RkNN method, and it can be further simplified to be traditional  $k$ -nearest neighbor classification when  $\hat{\tau}_+ = \hat{\tau}_-$ .

## 5. Proofs

This section present the detailed proofs for our main results.

### 5.1. Proof of Theorem 1

The proof techniques are partially inspired by the works of (Chaudhuri and Dasgupta, 2014; Shalev-Shwartz and Ben-David, 2014). By the union

bounds, we have

$$\begin{aligned}
& \Pr_{(\mathbf{x}, y) \sim \mathcal{D}} [h_{\hat{S}_n}^k(\mathbf{x}) \neq y] \\
&= \Pr_{(\mathbf{x}, y) \sim \mathcal{D}} [h_{\hat{S}_n}^k(\mathbf{x}) \neq y, \mathbf{x} \in \mathcal{A}_\Delta] + \Pr_{(\mathbf{x}, y) \sim \mathcal{D}} [h_{\hat{S}_n}^k(\mathbf{x}) \neq y, \mathbf{x} \notin \mathcal{A}_\Delta] \\
&\leq \Pr_{\mathbf{x} \sim \mathcal{D}_\mathcal{X}} [\mathbf{x} \in \mathcal{A}_\Delta] + \Pr_{(\mathbf{x}, y) \sim \mathcal{D}} [h_{\hat{S}_n}^k(\mathbf{x}) \neq y, \mathbf{x} \notin \mathcal{A}_\Delta]. \tag{6}
\end{aligned}$$

Fixed  $\mu > 0$ , let  $C_1, \dots, C_r$  be the cover of  $\mathcal{X} = [0, 1]^d$  with boxes of length  $\mu$ , and we have  $r = (1/\mu)^d$ . Denote by two random events

$$\begin{aligned}
\Gamma_1(\mathbf{x}, \mathbf{x}') &= \{\text{there exists some } C_i \text{ such that } \mathbf{x} \in C_i \text{ and } \mathbf{x}' \in C_i\}, \\
\Gamma_2(\mathbf{x}, \mathbf{x}') &= \{\text{we have } \mathbf{x} \notin C_i \text{ or } \mathbf{x}' \notin C_i \text{ for every } C_i\}.
\end{aligned}$$

Based on total probability theorem, we have

$$\begin{aligned}
& \Pr_{(\mathbf{x}, y) \sim \mathcal{D}} [h_{\hat{S}_n}^k(\mathbf{x}) \neq y, \mathbf{x} \notin \mathcal{A}_\Delta] \\
&= \Pr_{(\mathbf{x}, y) \sim \mathcal{D}} [h_{\hat{S}_n}^k(\mathbf{x}) \neq y, \mathbf{x} \notin \mathcal{A}_\Delta | \Gamma_2(\mathbf{x}, \mathbf{x}_{\pi_k(\mathbf{x})})] \Pr_{(\mathbf{x}, y) \sim \mathcal{D}} [\Gamma_2(\mathbf{x}, \mathbf{x}_{\pi_k(\mathbf{x})})] \\
&\quad + \Pr_{(\mathbf{x}, y) \sim \mathcal{D}} [h_{\hat{S}_n}^k(\mathbf{x}) \neq y, \mathbf{x} \notin \mathcal{A}_\Delta | \Gamma_1(\mathbf{x}, \mathbf{x}_{\pi_k(\mathbf{x})})] \Pr_{(\mathbf{x}, y) \sim \mathcal{D}} [\Gamma_1(\mathbf{x}, \mathbf{x}_{\pi_k(\mathbf{x})})] \\
&\leq \Pr_{(\mathbf{x}, y) \sim \mathcal{D}} [\Gamma_2(\mathbf{x}, \mathbf{x}_{\pi_k(\mathbf{x})})] + \Pr_{(\mathbf{x}, y) \sim \mathcal{D}} [h_{\hat{S}_n}^k(\mathbf{x}) \neq y, \mathbf{x} \notin \mathcal{A}_\Delta | \Gamma_1(\mathbf{x}, \mathbf{x}_{\pi_k(\mathbf{x})})] \tag{7}
\end{aligned}$$

According to Lemma 1, the first term in the above can be upper bounded by

$$E_{\hat{S}_n \sim \hat{\mathcal{D}}^n} \left[ \Pr_{(\mathbf{x}, y) \sim \mathcal{D}} [\Gamma_2(\mathbf{x}, \mathbf{x}_{\pi_k(\mathbf{x})})] \right] \leq 2rk/n. \tag{8}$$

For the second term, we fix  $\mathbf{x}_1, \mathbf{x}_2, \dots, \mathbf{x}_n$  and  $\mathbf{x} \notin \mathcal{A}_\Delta$ . Assume that  $\mathbf{x}_1, \dots, \mathbf{x}_k$  are  $k$ -nearest neighbors of  $\mathbf{x}$ . Let  $\hat{\eta}(\mathbf{x}_1), \dots, \hat{\eta}(\mathbf{x}_k)$  be conditional probabilities w.r.t. corrupted distribution  $\hat{\mathcal{D}}$ , and set  $\hat{p} = \sum_{i=1}^k \hat{\eta}(\mathbf{x}_i)/k$ .

If  $\mathbf{x} \in \mathcal{E}^b$ , then we have

$$\Pr_{y \sim B(\eta(\mathbf{x}))} [h_{\hat{S}_n}^k(\mathbf{x}) \neq y] = 1/2 = \min\{\eta(\mathbf{x}), 1 - \eta(\mathbf{x})\}.$$

If  $\mathbf{x} \in \mathcal{E}_\Delta^-$ , then we set  $\Delta = 2(1 - \tau_+ - \tau_-)L\mu\sqrt{d}$ , and have

$$\hat{p} < 1/2 - \Delta/2 \tag{9}$$

from  $|\hat{\eta}(\mathbf{x}) - \hat{p}| \leq \Delta/2$  by Eqn. (2). We also have

$$\begin{aligned} & \Pr_{y \sim \mathcal{B}(\eta(\mathbf{x}))} [h_{\hat{\mathcal{S}}_n}^k(\mathbf{x}) \neq y] \\ &= \eta(\mathbf{x}) I[h_{\hat{\mathcal{S}}_n}^k(\mathbf{x}) = 0] + (1 - \eta(\mathbf{x})) I[h_{\hat{\mathcal{S}}_n}^k(\mathbf{x}) = 1] \\ &= \eta(\mathbf{x}) + (1 - 2\eta(\mathbf{x})) I[h_{\hat{\mathcal{S}}_n}^k(\mathbf{x}) = 1]. \end{aligned}$$

For  $k$ -nearest neighbor, it holds that

$$I[h_{\hat{\mathcal{S}}_n}^k(\mathbf{x}) = 1] = I\left[\sum_{i=1}^k \frac{\hat{y}_i}{k} > 1/2\right].$$

Combining with Eqn. (9) and Chernoff's bounds, we have

$$\Pr_{\hat{y}_1 \sim \mathcal{B}(\hat{\eta}(\mathbf{x}_1)), \dots, \hat{y}_k \sim \mathcal{B}(\hat{\eta}(\mathbf{x}_k))} \left[ \sum_{i=1}^k \frac{\hat{y}_i}{k} - \hat{p} > \frac{1}{2} - \hat{p} \right] \leq \exp(-k\Delta^2/2).$$

This follows that

$$E_{\hat{y}_1 \sim \mathcal{B}(\hat{\eta}(\mathbf{x}_1)), \dots, \hat{y}_k \sim \mathcal{B}(\hat{\eta}(\mathbf{x}_k))} \left[ \Pr_{y \sim \mathcal{B}(\eta(\mathbf{x}))} [I[h_{\hat{\mathcal{S}}_n}^k(\mathbf{x}) \neq y]] \right] \leq \eta(\mathbf{x}) + \exp(-k\Delta^2/2),$$

and it is noteworthy of  $\eta(\mathbf{x}) = \min\{\eta(\mathbf{x}), 1 - \eta(\mathbf{x})\}$  for  $\mathbf{x} \in \mathcal{E}_\Delta^-$ .

Similarly, we prove that, for  $\mathbf{x} \in \mathcal{E}_\Delta^+$ ,

$$\begin{aligned} & E_{\hat{y}_1 \sim \mathcal{B}(\hat{\eta}(\mathbf{x}_1)), \dots, \hat{y}_k \sim \mathcal{B}(\hat{\eta}(\mathbf{x}_k))} \left[ \Pr_{y \sim \mathcal{B}(\eta(\mathbf{x}))} [I[h_{\hat{\mathcal{S}}_n}^k(\mathbf{x}) \neq y]] \right] \\ & \leq 1 - \eta(\mathbf{x}) + \exp(-k\Delta^2/2), \quad (10) \end{aligned}$$

and it is noteworthy of  $1 - \eta(\mathbf{x}) = \min\{\eta(\mathbf{x}), 1 - \eta(\mathbf{x})\}$  for  $\mathbf{x} \in \mathcal{E}_\Delta^+$ .

Combining with Eqns. (6)-(10), we have

$$\begin{aligned} & E_{\hat{\mathcal{S}}_n \sim \hat{\mathcal{D}}^n} [R(h_{\hat{\mathcal{S}}_n}^k)] \\ &= E_{\hat{\mathcal{S}}_n \sim \hat{\mathcal{D}}^n} \left[ \Pr_{(\mathbf{x}, y) \sim \mathcal{D}} [h_{\hat{\mathcal{S}}_n}^k(\mathbf{x}) \neq y] \right] \\ &\leq \Pr_{\mathbf{x} \sim \mathcal{D}_X} [\mathbf{x} \in \mathcal{A}_\Delta] + \exp(-k\Delta^2/2) + R_{\mathcal{D}}^* + 2rk/n \end{aligned}$$

where  $\Delta = 2(1 - \tau_+ - \tau_-)L\mu\sqrt{d}$ . From  $r = 1/\mu^d$ , we set

$$\mu = \max \left\{ \frac{\sqrt{\log k/k}}{2(1 - \tau_+ - \tau_-)L\sqrt{d}}, \left( \frac{k\sqrt{d}}{n(1 - \tau_+ - \tau_-)L} \right)^{\frac{1}{d+1}} \right\}$$

which completes the proof of Theorem 1 by simple calculations.  $\square$

**Lemma 1.** (Shalev-Shwartz and Ben-David, 2014, Lemma 19.6) Denote by  $C_1, C_2, \dots, C_r$  a collection of subsets over some domain  $\mathcal{X}$ . Let  $S$  be a data of  $m$  samples drawn i.i.d. according to distribution  $\mathcal{D}$ . Then, for every  $k \geq 2$ , we have  $E_{S \sim \mathcal{D}^m} [\sum_{i: |C_i \cap S| < k} \Pr[C_i]] \leq 2rk/m$ .

### 5.2. Proofs of Theorem 2

Fixed  $\mu > 0$ , let  $C_1, \dots, C_r$  be the cover of instance space  $\mathcal{X}$  using boxes of length  $\mu$ , as the proof in Section 5.1. We have  $r = (1/\mu)^d$ , and denote by the events

$$\begin{aligned} \Gamma_1(\mathbf{x}, \mathbf{x}') &= \{\text{there exists a } C_i \text{ such that } \mathbf{x} \in C_i \text{ and } \mathbf{x}' \in C_i\}, \\ \Gamma_2(\mathbf{x}, \mathbf{x}') &= \{\text{we have } \mathbf{x} \notin C_i \text{ or } \mathbf{x}' \notin C_i \text{ for every } C_i\}. \end{aligned}$$

Based on the total probability theorem, we have

$$\begin{aligned} &\Pr_{(\mathbf{x}, y) \sim \mathcal{D}} [h_{\hat{S}_n}^k(\mathbf{x}) \neq y] \\ &= \Pr_{(\mathbf{x}, y) \sim \mathcal{D}} \left[ h_{\hat{S}_n}^k(\mathbf{x}) \neq y \mid \Gamma_1(\mathbf{x}, \mathbf{x}_{\pi_k(\mathbf{x})}) \right] \Pr_{(\mathbf{x}, y) \sim \mathcal{D}} [\Gamma_1(\mathbf{x}, \mathbf{x}_{\pi_k(\mathbf{x})})] \\ &\quad + \Pr_{(\mathbf{x}, y) \sim \mathcal{D}} \left[ h_{\hat{S}_n}^k(\mathbf{x}) \neq y \mid \Gamma_2(\mathbf{x}, \mathbf{x}_{\pi_k(\mathbf{x})}) \right] \Pr_{(\mathbf{x}, y) \sim \mathcal{D}} [\Gamma_2(\mathbf{x}, \mathbf{x}_{\pi_k(\mathbf{x})})] \\ &\leq \Pr_{(\mathbf{x}, y) \sim \mathcal{D}} \left[ h_{\hat{S}_n}^k(\mathbf{x}) \neq y \mid \Gamma_1(\mathbf{x}, \mathbf{x}_{\pi_k(\mathbf{x})}) \right] + \Pr_{(\mathbf{x}, y) \sim \mathcal{D}} [\Gamma_2(\mathbf{x}, \mathbf{x}_{\pi_k(\mathbf{x})})]. \end{aligned}$$

This follows that

$$\begin{aligned} &E_{\hat{S}_n \sim \hat{\mathcal{D}}^n} [R_{\mathcal{D}}(h_{\hat{S}_n}^k)] \\ &= E_{\hat{S}_n \sim \hat{\mathcal{D}}^n} \left[ \Pr_{(\mathbf{x}, y) \sim \mathcal{D}} [h_{\hat{S}_n}^k(\mathbf{x}) \neq y] \right] \\ &\leq \frac{2rk}{n} + E_{\hat{S}_n \sim \hat{\mathcal{D}}^n} \left[ \Pr_{(\mathbf{x}, y) \sim \mathcal{D}} \left[ I[h_{\hat{S}_n}^k(\mathbf{x}) \neq y] \mid \Gamma_1(\mathbf{x}, \mathbf{x}_{\pi_k(\mathbf{x})}) \right] \right], \quad (11) \end{aligned}$$

where the inequality holds from the following inequality, by Lemma 1,

$$E_{\hat{S}_n \sim \hat{\mathcal{D}}^n} \left[ \Pr_{(\mathbf{x}, y) \sim \mathcal{D}} [\Gamma_2(\mathbf{x}, \mathbf{x}_{\pi_k(\mathbf{x})})] \right] = E_{\hat{S}_n \sim \hat{\mathcal{D}}^n} \left[ \sum_{i: C_i \cap \hat{S}_n = \emptyset} P[C_i] \right] \leq \frac{2rk}{n}.$$

To upper bound Eqn.(11), we first fix the training instances  $\mathbf{x}_1, \mathbf{x}_2, \dots, \mathbf{x}_n$  and instance  $\mathbf{x}$ , and assume that  $\mathbf{x}_1, \dots, \mathbf{x}_k$  are the  $k$ -nearest neighbors,

i.e.,  $\|\mathbf{x}_i - \mathbf{x}\| \leq \mu\sqrt{d}$  for  $i \in [k]$ . Let  $\eta(\mathbf{x}_1), \dots, \eta(\mathbf{x}_k)$  be the conditional probability w.r.t. distribution  $\mathcal{D}$ , and let  $\hat{\eta}(\mathbf{x}_1), \dots, \hat{\eta}(\mathbf{x}_k)$  be the conditional probability w.r.t. the corrupted distribution  $\mathcal{D}$ . We set  $p = \sum_{i=1}^k \eta(\mathbf{x}_i)/k$  and  $\hat{p} = \sum_{i=1}^k \hat{\eta}(\mathbf{x}_i)/k$ . This follows

$$(1 - 2\tau)p = \hat{p} - \tau \quad (12)$$

because  $\hat{\eta}(\mathbf{x}_i) = \eta(\mathbf{x}_i)(1 - \tau) + \tau(1 - \eta(\mathbf{x}_i)) = \eta(\mathbf{x}_i) + \tau - 2\tau\eta(\mathbf{x}_i)$  for every  $i \in [k]$ . We also have

$$\begin{aligned} & \Pr_{y \sim \mathcal{B}(\eta(\mathbf{x}))} [h_{\hat{S}_n}^k(\mathbf{x}) \neq y] \\ &= \eta(\mathbf{x})I[h_{\hat{S}_n}^k(\mathbf{x}) \neq 1] + (1 - \eta(\mathbf{x}))I[h_{\hat{S}_n}^k(\mathbf{x}) \neq 0] \\ &\leq pI[h_{\hat{S}_n}^k(\mathbf{x}) \neq 1] + (1 - p)I[h_{\hat{S}_n}^k(\mathbf{x}) \neq 0] + |\eta(\mathbf{x}) - p| \\ &\leq \Pr_{y \sim \mathcal{B}(p)} [I[h_{\hat{S}_n}^k(\mathbf{x}) \neq y]] + |\eta(\mathbf{x}) - p|. \end{aligned} \quad (13)$$

This follows that, from Lemma 5 and Eqn. (12),

$$\begin{aligned} & E_{\hat{y}_1 \sim \mathcal{B}(\hat{\eta}(\mathbf{x}_1)), \dots, \hat{y}_k \sim \mathcal{B}(\hat{\eta}(\mathbf{x}_k))} \left[ \Pr_{y \sim \mathcal{B}(p)} [h_{\hat{S}_n}^k(\mathbf{x}) \neq y] \right] \\ &\leq \left( 1 + \sqrt{\frac{2}{k}} \right) \Pr_{y \sim \mathcal{B}(p)} [y \neq I[\hat{p} > 1/2]] + \frac{\sqrt{2}\tau}{\sqrt{k}(1 - 2\tau)} \\ &= \left( 1 + \sqrt{\frac{2}{k}} \right) \Pr_{y \sim \mathcal{B}(p)} [y \neq I[p > 1/2]] + \frac{\sqrt{2}\tau}{\sqrt{k}(1 - 2\tau)} \end{aligned} \quad (14)$$

where the last equality holds from Lemma 2. We further have

$$\Pr_{y \sim \mathcal{B}(p)} [y \neq I[p > 1/2]] = \min\{p, 1 - p\} \leq \min\{\eta(\mathbf{x}), 1 - \eta(\mathbf{x})\} + |p - \eta(\mathbf{x})|,$$

which implies, by combining with Eqns. (11), (13) and (14),

$$\begin{aligned} & E_{\hat{S}_n \sim \hat{\mathcal{D}}^n} [R_{\mathcal{D}}(h_{\hat{S}_n}^k)] \\ &\leq \left( 1 + \sqrt{\frac{2}{k}} \right) R_{\mathcal{D}}^* + \frac{\sqrt{2}\tau}{\sqrt{k}(1 - 2\tau)} + \frac{2rk}{n} + \left( 2 + \sqrt{\frac{2}{k}} \right) |p - \eta(\mathbf{x})| \\ &\leq \left( 1 + \sqrt{\frac{2}{k}} \right) R_{\mathcal{D}}^* + \frac{\sqrt{2}\tau}{\sqrt{k}(1 - 2\tau)} + \frac{2k\mu^{-d}}{n} + \left( 2 + \sqrt{\frac{2}{k}} \right) L\mu\sqrt{d}. \end{aligned}$$

By setting  $\mu = \left(2k\sqrt{d}/(nL(2 + \sqrt{2/k}))\right)^{\frac{1}{1+d}}$ , this follows that

$$\begin{aligned} E_{\hat{S}_n \sim \hat{\mathcal{D}}^n}[R_{\mathcal{D}}(h_{\hat{S}_n}^k)] &\leq \left(1 + \sqrt{\frac{2}{k}}\right) R_{\mathcal{D}}^* + \frac{\sqrt{2}\tau}{\sqrt{k}(1-2\tau)} \\ &\quad + \left(2 + \sqrt{\frac{2}{k}}\right) L\sqrt{d} \left(1 + \frac{1}{d}\right) \left(\frac{2\sqrt{d}k}{(2 + \sqrt{2/k})nL}\right)^{\frac{1}{1+d}}. \end{aligned}$$

From Lemma 3, we have

$$\begin{aligned} &\left(2 + \sqrt{\frac{2}{k}}\right) L\sqrt{d} \left(1 + \frac{1}{d}\right) \left(\frac{2\sqrt{d}k}{(2 + \sqrt{2/k})nL}\right)^{\frac{1}{1+d}} \\ &\leq \left(4 + 2\sqrt{\frac{2}{k}}\right) L\sqrt{d} \left(\frac{2k}{(2 + \sqrt{2/k})nL}\right)^{\frac{1}{1+d}} \\ &\leq 5L\sqrt{d} \left(\frac{k}{nL}\right)^{\frac{1}{1+d}} \leq 5 \max\{L, \sqrt{L}\} \sqrt{d} \left(\frac{k}{n}\right)^{\frac{1}{1+d}} \end{aligned}$$

for  $d \geq 1$  and  $k \geq 8$ . This completes the proof of Theorem 2.  $\square$

**Lemma 2.** For  $p, \hat{p} \in [0, 1]$  and  $\tau \in [0, 1/2)$ , let  $\hat{p} = p + \tau - 2p\tau$ . We have

$$p < 1/2 \quad \text{if and only if} \quad \hat{p} < 1/2$$

**Lemma 3.** For  $t \geq 1$ , we have

$$(1 + 1/t) t^{\frac{1}{2(t+1)}} \leq 2.$$

*Proof:* Let  $g(t) = (1 + 1/t) t^{\frac{1}{2(t+1)}}$ , and this follows that

$$g'(t) = -t^{\frac{1}{2(t+1)}} \left(\frac{1}{2t^2} + \frac{\ln t}{2t(t+1)}\right) < 0 \text{ for } t \geq 1.$$

Therefore,  $g(t)$  is a decreasing function, and  $g(t) \leq g(1) = 2$  for  $t \geq 1$ . This completes the proof as desired.  $\square$

**Lemma 4.** For  $k \geq 8$  and  $\hat{p} \in [0, 1/2]$ , we have

$$(1 - 2\hat{p})e^{k(\frac{1}{2}-\hat{p})+\frac{k}{2}\log 2\hat{p}} \leq \sqrt{2}\hat{p}/\sqrt{k}.$$

*Proof:* We first write

$$f(\hat{p}) = (1 - 2\hat{p})e^{k(\frac{1}{2}-\hat{p})+\frac{k}{2}\log 2\hat{p}}/2\hat{p} = (1 - 2\hat{p})e^{\frac{k}{2}(1-2\hat{p})}(2\hat{p})^{\frac{k}{2}-1}$$

and the derivative is given by

$$f'(\hat{p}) = \frac{2k}{\hat{p}} \left( \hat{p}^2 - \hat{p} + \frac{1}{4} - \frac{1}{2k} \right) e^{\frac{k}{2}(1-2\hat{p})}(2\hat{p})^{\frac{k}{2}-1}.$$

Solving  $f'(\hat{p}) = 0$  gives the optimal solution

$$\hat{p}^* = \frac{1}{2} \left( 1 - \sqrt{\frac{2}{k}} \right) \quad \text{for } \hat{p}^* \in [0, 1/2].$$

It is easy to find that

$$f(\hat{p}) \leq \max_{\hat{p} \in [0, 1/2]} f(\hat{p}) = \max\{f(0), f(1/2), f(\hat{p}^*)\} = f(\hat{p}^*) \quad (15)$$

because  $f(\hat{p})$  is continuous for  $\hat{p} \in [0, 1/2]$ . We further have

$$f(\hat{p}^*) = \sqrt{\frac{2}{k}} \left( 1 - \sqrt{\frac{2}{k}} \right)^{\frac{k}{2}-1} \exp\left(\frac{\sqrt{2k}}{2}\right) = \sqrt{\frac{2}{k}} \exp(g(k))$$

where

$$g(k) = \sqrt{\frac{2}{k}} + \left(\frac{k}{2} - 1\right) \ln\left(1 - \sqrt{\frac{2}{k}}\right) \leq 2\sqrt{\frac{2}{k}} - \sqrt{\frac{k}{2}} \leq -1$$

where we use the facts  $\ln(1-x) \leq -x$  and  $k \geq 8$ . Therefore, we have

$$f(\hat{p}^*) \leq \sqrt{2}/e\sqrt{k} \leq \sqrt{2}/2\sqrt{k}$$

This lemma follows by combining with Eqn. (15).  $\square$

Based on Lemma 4, we have

**Lemma 5.** For  $k \geq 8$ , let  $Z = \sum_{i=1}^k Z_i/k$ , where  $Z_1, Z_2, \dots, Z_k$  are independent Bernoulli random variables with parameters  $\hat{p}_1, \hat{p}_2, \dots, \hat{p}_k$ , respectively, i.e.,  $Z_i \sim B(\hat{p}_i)$  for  $i \in [k]$ . We set  $\hat{p} = \sum_{i=1}^k \hat{p}_i/k$ ,  $p = (\hat{p} - \tau)/(1 - 2\tau)$ , and let Bernoulli random variable  $y \sim B(p)$ . We have

$$\begin{aligned} & E_{Z_1, \dots, Z_k} \Pr_{y \sim B(p)}[y \neq I[Z > 1/2]] \\ & \leq \left( 1 + \sqrt{\frac{2}{k}} \right) \Pr_{y \sim B(p)}[y \neq I[\hat{p} > 1/2]] + \frac{\sqrt{2}\tau}{\sqrt{k}(1-2\tau)}. \end{aligned}$$



*Proof:* We will present detailed proof for  $\hat{p} \leq 1/2$ , and similar consideration could be proceeded for  $\hat{p} > 1/2$ . For  $\hat{p} \leq 1/2$ , we have

$$\Pr_{y \sim \mathcal{B}(p)} [y \neq I[\hat{p} > 1/2]] = p$$

and

$$\begin{aligned} E_{Z_1, \dots, Z_k} \Pr_{y \sim \mathcal{B}(p)} [y \neq I[Z > 1/2]] &= p \Pr[Z \leq 1/2] + (1-p) \Pr[Z > 1/2] \\ &= p(1 - \Pr[Z > 1/2]) + (1-p) \Pr[Z > 1/2] = p + (1-2p) \Pr[Z > 1/2]. \end{aligned}$$

Based on the Chernoff's bound, we have

$$\Pr[Z > 1/2] = \Pr[Z - \hat{p} > 1/2 - \hat{p}] \leq e^{k(\frac{1}{2} - \hat{p}) + \frac{k}{2} \log 2\hat{p}}.$$

For  $k \geq 8$ , we have

$$\begin{aligned} (1-2p) \Pr[Z > 1/2] &= \frac{1-2\hat{p}}{1-2\tau} \Pr[Z > 1/2] \\ &\leq \frac{1-2\hat{p}}{1-2\tau} e^{k(\frac{1}{2} - \hat{p}) + \frac{k}{2} \log 2\hat{p}} \leq \frac{\sqrt{2}\hat{p}}{(1-2\tau)\sqrt{k}} \end{aligned}$$

where the first equality holds from  $1-2p = (1-2\hat{p})/(1-2\tau)$ , and the last inequality holds from Lemma 4. We complete the proof from the fact  $\hat{p} = p + \tau - 2p\tau$ .  $\square$

### 5.3. Proof of Theorem 3

From the definition  $R_{\mathcal{D}}(h_{\hat{S}_n}) = E_{(\mathbf{x}, y) \sim \mathcal{D}} [I[h_{\hat{S}_n}(\mathbf{x}) \neq y]]$ , we first observe that  $E_{\hat{S}_n \sim \hat{\mathcal{D}}^n} [R_{\mathcal{D}}(h_{\hat{S}_n})]$  is the probability of training sample  $\hat{S}_n \sim \hat{\mathcal{D}}^n$  and  $(\mathbf{x}, y) \sim \mathcal{D}$  such that  $\hat{y}_{\pi_1(\mathbf{x})}$  is different from  $y$ . We have

$$\begin{aligned} E_{\hat{S}_n \sim \hat{\mathcal{D}}^n} [R_{\mathcal{D}}(h_{\hat{S}_n})] &= E_{\hat{S}_n \sim \hat{\mathcal{D}}^n} [E_{(\mathbf{x}, y) \sim \mathcal{D}} [I[h_{\hat{S}_n}(\mathbf{x}) \neq y]]] \\ &= E_{\mathbf{x}, \mathbf{x}_1, \dots, \mathbf{x}_n \sim \mathcal{D}_{\mathcal{X}}^{n+1}, y \sim \mathcal{B}(\eta(\mathbf{x})), \hat{y} \sim \mathcal{B}(\hat{\eta}(\mathbf{x}_{\pi_1(\mathbf{x})}))} [I[\hat{y} \neq y]] \\ &= E_{\mathbf{x}, \mathbf{x}_1, \dots, \mathbf{x}_n \sim \mathcal{D}_{\mathcal{X}}^{n+1}} \left[ \Pr_{y \sim \mathcal{B}(\eta(\mathbf{x})), \hat{y} \sim \mathcal{B}(\hat{\eta}(\mathbf{x}_{\pi_1(\mathbf{x})}))} [I[\hat{y} \neq y]] \right]. \end{aligned}$$

where  $\hat{y} \sim \hat{\eta}(\mathbf{x}_{\pi_1(\mathbf{x})})$  from corrupted distribution  $\hat{\mathcal{D}}$ . Given any two instances  $\mathbf{x}$  and  $\mathbf{x}'$ , we have

$$\begin{aligned}
& \Pr_{y \sim \text{B}(\eta(\mathbf{x})), \hat{y}' \sim \text{B}(\hat{\eta}(\mathbf{x}'))}[y \neq \hat{y}'] \\
&= \eta(\mathbf{x})(1 - \hat{\eta}(\mathbf{x}')) + \hat{\eta}(\mathbf{x}')(1 - \eta(\mathbf{x})) \\
&= \eta(\mathbf{x}) + \hat{\eta}(\mathbf{x}')(1 - 2\eta(\mathbf{x})) \\
&= \eta(\mathbf{x}) + \eta(\mathbf{x})(1 - 2\eta(\mathbf{x})) + (\hat{\eta}(\mathbf{x}') - \eta(\mathbf{x}))(1 - 2\eta(\mathbf{x})) \\
&= 2\eta(\mathbf{x})(1 - \eta(\mathbf{x})) + (\hat{\eta}(\mathbf{x}') - \eta(\mathbf{x}))(1 - 2\eta(\mathbf{x})).
\end{aligned}$$

For noisy label  $\hat{y}'$ , we have

$$\hat{\eta}(\mathbf{x}') = \eta(\mathbf{x}')(1 - \tau) + (1 - \eta(\mathbf{x}'))\tau = \eta(\mathbf{x}')(1 - 2\tau) + \tau,$$

which implies

$$\hat{\eta}(\mathbf{x}') - \eta(\mathbf{x}) = (\eta(\mathbf{x}') - \eta(\mathbf{x}))(1 - 2\tau) + \tau(1 - 2\eta(\mathbf{x})).$$

This follows that

$$\begin{aligned}
& \Pr_{y \sim \text{B}(\eta(\mathbf{x})), \hat{y} \sim \text{B}(\hat{\eta}(\mathbf{x}_{\pi_1(\mathbf{x})}))}[y \neq \hat{y}] \\
&= \tau + (2 - 4\tau)\eta(\mathbf{x})(1 - \eta(\mathbf{x})) + (\eta(\mathbf{x}_{\pi_1(\mathbf{x})}) - \eta(\mathbf{x}))(1 - 2\eta(\mathbf{x}))(1 - 2\tau).
\end{aligned}$$

Therefore, we have

$$E_{\hat{S}_n \sim \hat{\mathcal{D}}^n}[R_{\mathcal{D}}(h_{\hat{S}_n})] = \tau + (1 - 2\tau)E_{\mathbf{x} \sim \mathcal{D}_{\mathcal{X}}}[2\eta(\mathbf{x})(1 - \eta(\mathbf{x}))] \quad (16)$$

$$+ E_{\mathbf{x}, \mathbf{x}_1, \dots, \mathbf{x}_n \sim \mathcal{D}_{\mathcal{X}}^{n+1}}[(\eta(\mathbf{x}_{\pi_1(\mathbf{x})}) - \eta(\mathbf{x}))(1 - 2\eta(\mathbf{x}))(1 - 2\tau)]. \quad (17)$$

For Eqn. (16), we have  $\eta(\mathbf{x})(1 - \eta(\mathbf{x})) \leq \min\{\eta(\mathbf{x}), 1 - \eta(\mathbf{x})\}$  from  $\eta(\mathbf{x}) \in [0, 1]$ , and

$$\begin{aligned}
2\eta(\mathbf{x})(1 - \eta(\mathbf{x})) &= 2 \min\{\eta(\mathbf{x}), 1 - \eta(\mathbf{x})\}(1 - \min\{\eta(\mathbf{x}), 1 - \eta(\mathbf{x})\}) \\
&= \min\{\eta(\mathbf{x}), 1 - \eta(\mathbf{x})\}(2 - 2 \min\{\eta(\mathbf{x}), 1 - \eta(\mathbf{x})\}) \\
&\geq \min\{\eta(\mathbf{x}), 1 - \eta(\mathbf{x})\}
\end{aligned}$$

where the last inequality holds from  $\min\{\eta(\mathbf{x}), 1 - \eta(\mathbf{x})\} \leq 1/2$ . This follows

$$R_{\mathcal{D}}^* \leq E_{\mathbf{x} \sim \mathcal{D}_{\mathcal{X}}}[2\eta(\mathbf{x})(1 - \eta(\mathbf{x}))] \leq 2R_{\mathcal{D}}^*. \quad (18)$$

For Eqn. (17), we have

$$\begin{aligned}
& |E_{\mathbf{x}, \mathbf{x}_1, \dots, \mathbf{x}_n \sim \mathcal{D}_{\mathcal{X}}^{n+1}} [(\eta(\mathbf{x}_{\pi_1(\mathbf{x})}) - \eta(\mathbf{x}))(1 - 2\eta(\mathbf{x}))(1 - 2\tau)]| \\
& \leq E_{\mathbf{x}, \mathbf{x}_1, \dots, \mathbf{x}_n \sim \mathcal{D}_{\mathcal{X}}^{n+1}} [ |(\eta(\mathbf{x}_{\pi_1(\mathbf{x})}) - \eta(\mathbf{x}))(1 - 2\eta(\mathbf{x}))(1 - 2\tau)| ] \\
& \leq (1 - 2\tau)L E_{\mathbf{x}, \mathbf{x}_1, \dots, \mathbf{x}_n \sim \mathcal{D}_{\mathcal{X}}^{n+1}} [ \|\mathbf{x}_{\pi_1(\mathbf{x})} - \mathbf{x}\| ] \\
& = (1 - 2\tau)L E_{\mathbf{x}, \hat{S}_n} [ \|\mathbf{x}_{\pi_1(\mathbf{x})} - \mathbf{x}\| ] \tag{19}
\end{aligned}$$

where the last inequality holds from  $|1 - 2\eta(\mathbf{x})| \leq 1$  and the  $L$ -Lipschitz assumption of  $\eta(\mathbf{x})$ . This remains to bound  $E_{\mathbf{x}, \hat{S}_n} [ \|\mathbf{x}_{\pi_1(\mathbf{x})} - \mathbf{x}\| ]$ , and we proceed exactly as in (Shalev-Shwartz and Ben-David, 2014). Fixed  $\mu > 0$ , and let  $C_1, \dots, C_r$  be the cover of instance space  $\mathcal{X}$  using boxes of length  $\mu$ , where  $r = (1/\mu)^d$ . We have  $\|\mathbf{x} - \mathbf{x}_{\pi_1(\mathbf{x})}\| \leq \sqrt{d}\mu$  for  $\mathbf{x}$  and  $\mathbf{x}_{\pi_1(\mathbf{x})}$  in the same box; otherwise,  $\|\mathbf{x} - \mathbf{x}_{\pi_1(\mathbf{x})}\| \leq \sqrt{d}$ . This follows that

$$\begin{aligned}
& E_{\mathbf{x}, \hat{S}_n} [ \|\mathbf{x}_{\pi_1(\mathbf{x})} - \mathbf{x}\| ] \\
& \leq E_{\hat{S}_n} \left[ \sum_{i=1}^r \Pr[C_i] (\sqrt{d}\mu I[\hat{S}_n \cap C_i \neq \emptyset] + \sqrt{d} I[\hat{S}_n \cap C_i = \emptyset]) \right].
\end{aligned}$$

From the fact that

$$P(C_i) E_{\hat{S}_n} [ I[\hat{S}_n \cap C_i = \emptyset] ] = P(C_i) (1 - P(C_i))^n \leq 1/ne,$$

we have

$$E_{\mathbf{x}, \hat{S}_n} [ \|\mathbf{x}_{\pi_1(\mathbf{x})} - \mathbf{x}\| ] \leq \sqrt{d}(\mu + r/ne) = \sqrt{d}(\mu + 1/ne\mu^d)$$

which implies that, by setting  $\mu = (d/ne)^{1/(d+1)}$  and from Lemma 6,

$$E_{\mathbf{x}, \hat{S}_n} [ \|\mathbf{x}_{\pi_1(\mathbf{x})} - \mathbf{x}\| ] \leq \sqrt{d} \left( 1 + \frac{1}{d} \right) \left( \frac{d}{ne} \right)^{\frac{1}{d+1}} \leq \frac{3\sqrt{d}}{2n^{\frac{1}{1+d}}}.$$

From Eqn. (19), we have

$$|E_{\mathbf{x}, \mathbf{x}_1, \dots, \mathbf{x}_n \sim \mathcal{D}_{\mathcal{X}}^{n+1}} [(\eta(\mathbf{x}_{\pi_1(\mathbf{x})}) - \eta(\mathbf{x}))(1 - 2\eta(\mathbf{x}))(1 - 2\tau)]| \leq 3\sqrt{d}(1 - 2\tau)L/2n^{\frac{1}{1+d}}.$$

By combining the above with Eqns. (16)-(18), we complete the proof.  $\square$

**Lemma 6.** *For integer  $d \geq 1$ , we have*

$$\left( 1 + \frac{1}{d} \right) \left( \frac{d}{e} \right)^{\frac{1}{d+1}} \leq \frac{3}{2}$$

*Proof:* Let  $g(d) = (1 + 1/d)(d/e)^{\frac{1}{d+1}}$ . We have

$$g'(d) = \frac{1 - \ln d}{d(1+d)} \left(\frac{d}{e}\right)^{\frac{1}{d+1}}.$$

By setting  $g'(d) = 0$ , we have  $d = e$  and  $g(d) \leq g(e) \leq 3/2$ . This completes the proof.  $\square$

#### 5.4. Proof of Theorem 4

The proof is similar to that of Theorem 1 in Section 5.1, whereas the boundary of corrupted conditional probability changes from  $1/2$  to  $(1 + \tau_- - \tau_+)/2$ . Recall  $\mathcal{E}^b = \{\mathbf{x} \in \mathcal{X} : \eta(\mathbf{x}) = 1/2\}$ , and it is necessary to introduce two sets as follows

$$\begin{aligned} \mathcal{E}_\Delta^{r+} &= \{\mathbf{x} \in \mathcal{X} : \eta(\mathbf{x}) > 1/2, \hat{\eta}(\mathbf{x}) \geq (1 + \tau_- - \tau_+)/2 + \Delta\}, \\ \mathcal{E}_\Delta^{r-} &= \{\mathbf{x} \in \mathcal{X} : \eta(\mathbf{x}) < 1/2, \hat{\eta}(\mathbf{x}) \leq (1 + \tau_- - \tau_+)/2 - \Delta\}, \end{aligned}$$

for  $\Delta > 0$ . We denote by

$$\begin{aligned} \mathcal{A}_\Delta^r &= \mathcal{X} \setminus (\mathcal{E}_\Delta^{r+} \cup \mathcal{E}_\Delta^{r-} \cup \mathcal{E}^b) \\ \mathcal{A}_0^r &= \mathcal{X} \setminus (\mathcal{E}_0^{r+} \cup \mathcal{E}_0^{r-} \cup \mathcal{E}^b) \\ &= \{\mathbf{x} \in \mathcal{X} : (\eta(\mathbf{x}) - \frac{1}{2})(\hat{\eta}(\mathbf{x}) - (1 + \tau_- - \tau_+)/2) < 0\}. \end{aligned} \quad (20)$$

We now present a general theorem for the consistency of the proposed RkNN algorithm as follows:

**Theorem 5.** *Let  $\hat{S}_n$  be a corrupted sample with noise proportions  $\tau_-$  and  $\tau_+$ . Let  $h_{\hat{S}_n}^{rk}$  be the output hypothesis of applying our RkNN algorithm to  $\hat{S}_n$ . We have*

$$\begin{aligned} E_{\hat{S}_n \sim \hat{\mathcal{D}}^n} [R_{\mathcal{D}}(h_{\hat{S}_n}^{rk})] &\leq R_D^* + \Pr_{\mathbf{x} \sim \mathcal{D}_X} [\mathbf{x} \in \mathcal{A}_\Delta^r] \\ &\quad + \frac{1}{\sqrt{k}} + 2((1 - \tau_+ - \tau_-)L/\sqrt{d})^{\frac{d}{1+d}} \left(\frac{k}{n}\right)^{\frac{1}{1+d}} \end{aligned}$$

where  $\Delta = \max\{2\sqrt{d}((1 - \tau_+ - \tau_-)L)^{\frac{d}{1+d}}(k\sqrt{d}/n)^{\frac{1}{1+d}}, \sqrt{\log k/k}\}$ .

This theorem is similar to Theorem 1, whereas the boundary of corrupted conditional probability  $\hat{\eta}(\mathbf{x})$  changes from  $1/2$  to  $(1 + \tau_- - \tau_+)/2$  by random noise. Based on Theorem 5, we have

$$E_{\hat{S}_n \sim \hat{\mathcal{D}}^n} [R_{\mathcal{D}}(h_{\hat{S}_n}^{rk})] - R_D^* \rightarrow \Pr_{\mathbf{x} \sim \mathcal{D}_X} [\mathbf{x} \in \mathcal{A}_0^r]$$

if  $k = k(n) \rightarrow \infty$  and  $k/n \rightarrow 0$  as  $n \rightarrow \infty$ ; we also have

$$E_{\hat{S}_n \sim \hat{\mathcal{D}}^n} [R_{\mathcal{D}}(h_{\hat{S}_n}^{rk})] - R_D^* \rightarrow \Pr_{\mathbf{x} \sim \mathcal{D}_{\mathcal{X}}} [\mathbf{x} \in \mathcal{A}_0^r] + 1/\sqrt{k}$$

for constant  $k$  as  $n \rightarrow \infty$ . From Eqn. (20), we have

$$\begin{aligned} \mathcal{A}_0^r &= \{\mathbf{x} \in \mathcal{X} : (\eta(\mathbf{x}) - 1/2)(\hat{\eta}(\mathbf{x}) - (1 + \tau_- - \tau_+)/2) < 0\} \\ &= \{\mathbf{x} \in \mathcal{X} : (1 - \tau_- - \tau_+)(\eta(\mathbf{x}) - 1/2)^2 < 0\} = \emptyset \end{aligned}$$

which implies  $\Pr_{\mathbf{x} \sim \mathcal{D}_{\mathcal{X}}} [\mathbf{x} \in \mathcal{A}_0^r] = 0$ . This completes the proof of Theorem 4.

*Proof of Theorem 5* Without loss of generality, we assume  $\tau_- \neq \tau_+$ . Based on the total probability theorem, we have

$$\begin{aligned} &\Pr_{(\mathbf{x}, y) \sim \mathcal{D}} [h_{\hat{S}_n}^{rk}(\mathbf{x}) \neq y] \\ &= \Pr_{\mathbf{x} \sim \mathcal{D}_{\mathcal{X}}} [h_{\hat{S}_n}^{rk}(\mathbf{x}) \neq y, \mathbf{x} \in \mathcal{A}_{\Delta}^r] + \Pr_{(\mathbf{x}, y) \sim \mathcal{D}} [h_{\hat{S}_n}^{rk}(\mathbf{x}) \neq y, \mathbf{x} \notin \mathcal{A}_{\Delta}^r] \\ &\leq \Pr_{\mathbf{x} \sim \mathcal{D}_{\mathcal{X}}} [\mathbf{x} \in \mathcal{A}_{\Delta}^r] + \Pr_{(\mathbf{x}, y) \sim \mathcal{D}} [h_{\hat{S}_n}^{rk}(\mathbf{x}) \neq y, \mathbf{x} \notin \mathcal{A}_{\Delta}^r]. \end{aligned} \quad (21)$$

Fixed  $\mu > 0$ , let  $C_1, \dots, C_r$  be the cover of  $\mathcal{X} = [0, 1]^d$  with boxes of length  $\mu$ , and we have  $r = (1/\mu)^d$ . Denote by two random events

$$\begin{aligned} \Gamma_1(\mathbf{x}, \mathbf{x}') &= \{\text{there exists some } C_i \text{ such that } \mathbf{x} \in C_i \text{ and } \mathbf{x}' \in C_i\}, \\ \Gamma_2(\mathbf{x}, \mathbf{x}') &= \{\text{for each } C_i, \text{ we have either } \mathbf{x} \notin C_i \text{ or } \mathbf{x}' \notin C_i\}. \end{aligned}$$

By total probability theorem, we have

$$\begin{aligned} &\Pr_{(\mathbf{x}, y) \sim \mathcal{D}} [h_{\hat{S}_n}^{rk}(\mathbf{x}) \neq y, \mathbf{x} \notin \mathcal{A}_{\Delta}^r] \\ &= \Pr_{(\mathbf{x}, y) \sim \mathcal{D}} [h_{\hat{S}_n}^{rk}(\mathbf{x}) \neq y, \mathbf{x} \notin \mathcal{A}_{\Delta}^r | \Gamma_2(\mathbf{x}, \mathbf{x}_{\pi_k(\mathbf{x})})] \Pr_{(\mathbf{x}, y) \sim \mathcal{D}} [\Gamma_2(\mathbf{x}, \mathbf{x}_{\pi_k(\mathbf{x})})] \\ &\quad + \Pr_{(\mathbf{x}, y) \sim \mathcal{D}} [h_{\hat{S}_n}^{rk}(\mathbf{x}) \neq y, \mathbf{x} \notin \mathcal{A}_{\Delta}^r | \Gamma_1(\mathbf{x}, \mathbf{x}_{\pi_k(\mathbf{x})})] \Pr_{(\mathbf{x}, y) \sim \mathcal{D}} [\Gamma_1(\mathbf{x}, \mathbf{x}_{\pi_k(\mathbf{x})})] \\ &\leq \Pr_{(\mathbf{x}, y) \sim \mathcal{D}} [\Gamma_2(\mathbf{x}, \mathbf{x}_{\pi_k(\mathbf{x})})] + \Pr_{(\mathbf{x}, y) \sim \mathcal{D}} [h_{\hat{S}_n}^{rk}(\mathbf{x}) \neq y, \mathbf{x} \notin \mathcal{A}_{\Delta}^r | \Gamma_1(\mathbf{x}, \mathbf{x}_{\pi_k(\mathbf{x})})] \end{aligned} \quad (22)$$

From Lemma 1, the first term in the above can be upper bounded by

$$E_{\hat{S}_n \sim \hat{\mathcal{D}}^n} \left[ \Pr_{(\mathbf{x}, y) \sim \mathcal{D}} [\Gamma_2(\mathbf{x}, \mathbf{x}_{\pi_k(\mathbf{x})})] \right] \leq 2rk/n. \quad (23)$$

For the second term, we fix  $\mathbf{x}_1, \mathbf{x}_2, \dots, \mathbf{x}_n$  and  $\mathbf{x} \notin \mathcal{A}_\Delta^r$ . Assume that  $\mathbf{x}_1, \dots, \mathbf{x}_k$  are  $k$ -nearest neighbors of  $\mathbf{x}$ . Let  $\hat{\eta}(\mathbf{x}_1), \dots, \hat{\eta}(\mathbf{x}_k)$  be conditional probabilities w.r.t. corrupted distribution  $\hat{\mathcal{D}}$ , and set  $\hat{p} = \sum_{i=1}^k \hat{\eta}(\mathbf{x}_i)/k$ . If  $\mathbf{x} \in \mathcal{E}^b$ , then we have

$$\Pr_{y \sim \mathcal{B}(\eta(\mathbf{x}))} [h_{\hat{\mathcal{S}}_n}^{rk}(\mathbf{x}) \neq y] = 1/2 = \min\{\eta(\mathbf{x}), 1 - \eta(\mathbf{x})\}.$$

If  $\mathbf{x} \in \mathcal{E}_\Delta^{r-}$ , then we set  $\Delta = 2(1 - \tau_+ - \tau_-)L\mu\sqrt{d}$ , and have

$$\hat{p} < (1 + \tau_- - \tau_+)/2 - \Delta/2 \quad (24)$$

from  $|\hat{\eta}(\mathbf{x}) - \hat{p}| \leq \Delta/2$  by Eqn. (2). We also have

$$\begin{aligned} & \Pr_{y \sim \mathcal{B}(\eta(\mathbf{x}))} [h_{\hat{\mathcal{S}}_n}^{rk}(\mathbf{x}) \neq y] \\ &= \eta(\mathbf{x})I[h_{\hat{\mathcal{S}}_n}^{rk}(\mathbf{x}) = 0] + (1 - \eta(\mathbf{x}))I[h_{\hat{\mathcal{S}}_n}^{rk}(\mathbf{x}) = 1] \\ &= \eta(\mathbf{x}) + (1 - 2\eta(\mathbf{x}))I[h_{\hat{\mathcal{S}}_n}^{rk}(\mathbf{x}) = 1]. \end{aligned}$$

For our  $Rk$ NN algorithm, it holds that, for  $\tau_- > \tau_+$

$$I[h_{\hat{\mathcal{S}}_n}^{rk}(\mathbf{x}) = 1] = I\left[\sum_{i=1}^k \frac{\hat{y}_i}{k} \geq \frac{1}{2}\right] - I\left[\frac{1}{2} < \sum_{i=1}^k \frac{\hat{y}_i}{k} \leq \frac{1 + \tau_- - \tau_+}{2}\right];$$

and for  $\tau_- < \tau_+$

$$I[h_{\hat{\mathcal{S}}_n}^{rk}(\mathbf{x}) = 1] = I\left[\sum_{i=1}^k \frac{\hat{y}_i}{k} \geq \frac{1}{2}\right] + I\left[\frac{1 + \tau_- - \tau_+}{2} \leq \sum_{i=1}^k \frac{\hat{y}_i}{k} < \frac{1}{2}\right].$$

This implies that

$$I[h_{\hat{\mathcal{S}}_n}^{rk}(\mathbf{x}) = 1] \leq I\left[\sum_{i=1}^k \frac{\hat{y}_i}{k} \geq \frac{1 + \tau_- - \tau_+}{2}\right].$$

Combining with Eqn. (24) and Chernoff's bounds, we have

$$\Pr_{\hat{y}_1 \sim \mathcal{B}(\hat{\eta}(\mathbf{x}_1)), \dots, \hat{y}_k \sim \mathcal{B}(\hat{\eta}(\mathbf{x}_k))} \left[ \sum_{i=1}^k \frac{\hat{y}_i}{k} - \hat{p} \geq \frac{1 + \tau_- - \tau_+}{2} - \hat{p} \right] \leq \exp(-k\Delta^2/2).$$

This follows that

$$E_{\hat{y}_1 \sim B(\hat{\eta}(\mathbf{x}_1)), \dots, \hat{y}_k \sim B(\hat{\eta}(\mathbf{x}_k))} \left[ \Pr_{y \sim B(\eta(\mathbf{x}))} [I[h_{\hat{S}_n}^{rk}(\mathbf{x}) \neq y]] \right] \leq \eta(\mathbf{x}) + \exp(-k\Delta^2/2), \quad (25)$$

and it is noteworthy of  $\eta(\mathbf{x}) = \min\{\eta(\mathbf{x}), 1 - \eta(\mathbf{x})\}$  for  $\mathbf{x} \in \mathcal{E}_\Delta^-$ .

Similarly, we prove that, for  $\mathbf{x} \in \mathcal{E}_\Delta^+$ ,

$$E_{\hat{y}_1 \sim B(\hat{\eta}(\mathbf{x}_1)), \dots, \hat{y}_k \sim B(\hat{\eta}(\mathbf{x}_k))} \left[ \Pr_{y \sim B(\eta(\mathbf{x}))} [I[h_{\hat{S}_n}^{rk}(\mathbf{x}) \neq y]] \right] \leq 1 - \eta(\mathbf{x}) + \exp(-k\Delta^2/2), \quad (26)$$

and it is noteworthy of  $1 - \eta(\mathbf{x}) = \min\{\eta(\mathbf{x}), 1 - \eta(\mathbf{x})\}$  for  $\mathbf{x} \in \mathcal{E}_\Delta^+$ .

Combining with Eqns. (21)-(26), we have

$$\begin{aligned} E_{\hat{S}_n \sim \hat{\mathcal{D}}^n} [R(h_{\hat{S}_n}^{rk})] &= E_{\hat{S}_n \sim \hat{\mathcal{D}}^n} \left[ \Pr_{(\mathbf{x}, y) \sim \mathcal{D}} [h_{\hat{S}_n}^{rk}(\mathbf{x}) \neq y] \right] \\ &\leq \Pr_{\mathbf{x} \sim \mathcal{D}_\mathcal{X}} [\mathbf{x} \in \mathcal{A}_\Delta^r] + \exp(-k\Delta^2/2) + R_{\mathcal{D}}^* + 2rk/n. \end{aligned}$$

where  $\Delta = 2(1 - \tau_+ - \tau_-)L\mu\sqrt{d}$ . From  $r = 1/\mu^d$ , we set

$$\mu = \max \left\{ \frac{\sqrt{\log k/k}}{2(1 - \tau_+ - \tau_-)L\sqrt{d}}, \left( \frac{k\sqrt{d}}{n(1 - \tau_+ - \tau_-)L} \right)^{\frac{1}{d+1}} \right\}$$

which completes the proof by simple calculations.  $\square$

## 6. Experiments

This section verifies theoretical results on synthetic dataset in Section 6.1, and shows the effectiveness of RkNN on benchmark datasets in Section 6.2, followed by parameter analysis in Section 6.3.

### 6.1. Synthetic Dataset

We consider the instance space  $\mathcal{X} = [0, 1]^2$ , which is similar to synthetic dataset in (Berlind and Urner, 2015). Let  $\mathcal{D}_\mathcal{X}$  be a uniform distribution over  $\mathcal{X}$ , and  $\eta(x_1, x_2) = (1 - \sin(2\pi x_1) \sin(2\pi x_2))/2$ . We select 8000 and 7000 examples (i.i.d) for training and testing, respectively. Given noise proportions  $(\tau_+, \tau_-)$ , the labels of training data are flipped accordingly and independently

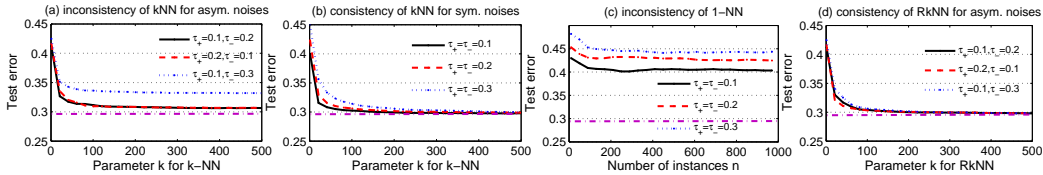


Figure 1: (a) Convergence of  $k$ -nearest neighbor for asymmetric noises. (b) Convergence of  $k$ -nearest neighbor for symmetric noises. (c) Convergence of 1-nearest neighbor for symmetric noises. (d) Convergence of our RkNN for asymmetric noises.

for 20 times with different random seeds, and the average classification error is calculated on test data without noise corruptions.

Figure 1(a) shows that, for asymmetric noises, test error of  $k$ -nearest neighbor does not converge to Bayes error as  $k$  increases, which is nicely in agreement with Theorem 1. Figure 1(b) shows the consistency of  $k$ -nearest neighbor for symmetric noises and large  $k$ , as expected in Theorem 2. Figure 1(c) shows the inconsistency of 1-nearest neighbor for symmetric noises as the sample size increases, which verifies Theorem 3 empirically. Figure 1(d) shows the consistency of our RkNN approach for asymmetric noises, which presents good supports to Theorem 4.

## 6.2. Comparisons on Benchmark Datasets

We present empirical studies on twenty benchmark datasets<sup>1</sup>, and the details are summarized in Table 1. Most datasets have been used for learning with noisy labels, and the features have been scaled to  $[-1, 1]$  for all datasets. Multi-class datasets have been transformed into binary ones by randomly partitioning classes into two groups, where each group contains the same cardinality of classes. We consider three groups of true noise proportions, that is,  $(\tau_-, \tau_+) \in \{(0.1, 0.2), (0.3, 0.1), (0.4, 0.4)\}$ , and training labels are flipped accordingly with different random seeds.

We evaluate the performance of our RkNN approach with traditional  $k$ -nearest neighbor kNN, as well as six state-of-the-art approaches on learning with noisy labels as follows.

- IR-KSVM: An importance-reweighting algorithm by kernel hinge-loss method (Liu and Tao, 2016);

<sup>1</sup><http://www.ics.uci.edu/~mlern/MLRepository.html>



Table 1: Benchmark datasets

datasets	#inst	#feat	datasets	#inst	#feat
heart	270	13	segment	2,310	19
ionosphere	351	34	landsat	6,435	36
housing	506	13	mushroom	8,124	112
cancer	683	10	usps	9,298	256
diabetes	768	8	pendigits	10,992	16
vehicle	846	18	letter	15,000	16
fourclass	862	2	magic04	19,020	10
german	1,000	24	w8a	49,749	300
splice	1,000	60	shuttle	58,000	9
optdigits	1,143	42	acoustic	78,823	50

- IR-LLog: An importance-reweighting algorithm by linear logistic-loss method (Liu and Tao, 2016)<sup>2</sup>;
- LD-KSVM: A label-dependent algorithm by kernel hinge-loss method (Natarajan et al., 2013);
- UE-LLog: An unbiased-estimator algorithm by linear logistic-loss method (Natarajan et al., 2013);
- AROW: An adaptive regularization of weights (Crammer et al., 2009);
- NHERD: A normal (Gaussian) herd algorithm (Crammer and Lee, 2010).

For our  $Rk$ NN approach, four-fold cross validation is executed to select predictive parameter  $k \in [5 : 5 : 100]$  and noise parameter  $k' \in [5 : 5 : 100]$ . For IR-KSVM and IR-LLog, we take the default parameters as in (Liu and Tao, 2016). For LD-KSVM, we adopt the Gaussian kernels with best width trained by traditional SVM on noise-free data, as introduced in Natarajan et al. (2013). For UE-LLog, AROW and NHERD, four-fold cross validation is also executed for parameter selections.

Notice that we directly take the true noise proportions as priors in the implementations of the first four algorithms IR-KSVM, IR-LLog, LD-KSVM and UE-LLog. For  $Rk$ NN approach, however, we use  $k'$ -nearest neighbor to

---

<sup>2</sup>The codes of IR-KSVM and IR-LLog are taken from <http://tongliangliu.esy.es>

Table 2: Comparison of test accuracy (mean±std.) on benchmark datasets. ●/○ indicates that RkNN is significantly better/worse than the corresponding method (frequent pairwise  $t$ -tests at 95% significance level).

datasets	( $\tau_+$ , $\tau_-$ )	Our RkNN	IR-KSVM	IR-LLog	LD-KSVM	UE-LLog	AROW	NHERD	kNN
heart	(0.1, 0.2)	.8544±.0452	.7941±.0318●	.7088±.1302●	.8000±.0362●	.8029±.0533●	.7721±.0451●	.7721±.0525●	.8353±.0458●
	(0.3, 0.1)	.8706±.0403	.8279±.0505●	.6853±.1395●	.8265±.0474●	.8088±.0500●	.7456±.0654●	.7338±.0954●	.8029±.0267●
	(0.4, 0.4)	.7471±.0706	.5515±.1299●	.6471±.1226●	.6368±.1304●	.6735±.0917●	.6750±.0691●	.6074±.1397●	.7000±.0305●
ionosphere	(0.1, 0.2)	.8818±.0229	.8966±.0281○	.8205±.0363●	.8875±.0323	.8091±.0374●	.8227±.0409●	.7670±.0611●	.8318±.0450●
	(0.3, 0.1)	.8705±.0289	.8795±.0216	.8284±.0353●	.8841±.0232○	.8045±.0404●	.7818±.0386●	.7341±.1170●	.8545±.0271●
	(0.4, 0.4)	.7705±.0730	.6727±.1025●	.6989±.1025●	.7341±.1137●	.6727±.0923●	.7102±.0981●	.6227±.1653●	.7932±.0246○
housing	(0.1, 0.2)	.8664±.0181	.8661±.0246	.8701±.0145	.8780±.0179○	.8677±.0257	.8701±.0201	.8622±.0197	.8513±.0223
	(0.3, 0.1)	.8693±.0250	.8583±.0445	.8693±.0433	.8677±.0356	.8654±.0357	.8751±.0355	.8614±.0347	.8409±.0151●
	(0.4, 0.4)	.8157±.0428	.7756±.0476●	.7874±.0609●	.7173±.0687●	.7976±.0393	.7787±.0489●	.7063±.1412●	.8085±.0631
cancer	(0.1, 0.2)	.9731±.0114	.9673±.0133	.9661±.0132	.9690±.0126	.9567±.0146●	.9696±.0134	.9690±.0110	.9754±.0076
	(0.3, 0.1)	.9760±.0125	.9661±.0120	.9561±.0181●	.9655±.0164	.9503±.0223●	.9345±.0308●	.9444±.0362●	.9719±.0151
	(0.4, 0.4)	.9006±.1031	.9345±.0324○	.8953±.0370	.8819±.0642●	.8725±.0670●	.9072±.0425	.8830±.0499●	.9135±.0877○
diabetes	(0.1, 0.2)	.7531±.0276	.7641±.0382○	.7464±.0379	.7651±.0258○	.7578±.0368	.7603±.0227	.7500±.0256	.7354±.0203●
	(0.3, 0.1)	.7429±.0361	.7255±.0430●	.7307±.0449	.7448±.0358	.7505±.0332	.7115±.0342●	.7376±.0434	.7250±.0419●
	(0.4, 0.4)	.6923±.0659	.6411±.1044●	.6771±.0641	.6682±.0905●	.6807±.0874	.6914±.0769	.7089±.0403	.6896±.0709
vehicle	(0.1, 0.2)	.9615±.0211	.9624±.0186	.8725±.1157●	.9615±.0177	.9330±.0382●	.9459±.0319●	.8734±.1009●	.9450±.0183●
	(0.3, 0.1)	.9505±.0230	.9275±.0285●	.6789±.2000●	.9284±.0255●	.9028±.0426●	.9064±.0538●	.8275±.0915●	.9468±.0364
	(0.4, 0.4)	.8394±.0514	.7864±.1495●	.6358±.1104●	.7908±.1154●	.7523±.0852●	.8202±.0729●	.7743±.1212●	.8037±.0724●
fourclass	(0.1, 0.2)	.9968±.0038	.8130±.0236●	.7528±.0273●	.8074±.0303●	.7583±.0281●	.6926±.0293●	.7204±.0169●	.9907±.0046
	(0.3, 0.1)	.9977±.0024	.8167±.0304●	.7597±.0282●	.8194±.0298●	.7639±.0261●	.6912±.0259●	.7144±.0461●	.9887±.0065●
	(0.4, 0.4)	.8194±.0556	.7093±.0580●	.6769±.1031●	.7347±.0755●	.7361±.0468●	.7056±.0285●	.7139±.0317●	.8128±.0589
german	(0.1, 0.2)	.7552±.0197	.6692±.0259●	.7603±.0259	.6836±.0299●	.7584±.0267	.6932±.0302	.6644±.0234●	.7592±.0290
	(0.3, 0.1)	.7460±.0300	.6932±.0278●	.7340±.0309	.7056±.0375●	.7388±.0358	.6784±.0279●	.6424±.0412●	.7040±.0311●
	(0.4, 0.4)	.6704±.0523	.6100±.0326●	.6696±.0302	.5752±.0330●	.6648±.0315	.6128±.0415●	.5824±.0563●	.6944±.0122○
splice	(0.1, 0.2)	.7812±.0357	.7812±.0273	.7612±.0388●	.8080±.0318○	.7592±.0221●	.6812±.0248●	.6648±.0230●	.7638±.0276●
	(0.3, 0.1)	.7720±.0240	.7384±.0307●	.7524±.0355●	.7764±.0315	.7448±.0404●	.7000±.0362●	.6840±.0293●	.6488±.0296●
	(0.4, 0.4)	.6708±.0270	.6180±.0287●	.6428±.0318●	.6180±.0271●	.6288±.0460●	.6012±.0356●	.5740±.0392●	.6587±.0344
optdigits	(0.1, 0.2)	.9990±.0017	.9969±.0020	.9899±.0058●	.9969±.0026	.9612±.0121●	.9969±.0020	.9871±.0168●	.9993±.0016
	(0.3, 0.1)	.9958±.0022	.9948±.0081	.9720±.0140	.9969±.0035	.9483±.0191●	.9657±.0146●	.9476±.0391●	.9916±.0019
	(0.4, 0.4)	.9745±.0269	.9587±.0461●	.8084±.1398●	.9682±.0204●	.8517±.0502●	.9269±.0402●	.7892±.1281●	.9685±.0231
segment	(0.1, 0.2)	.8690±.0109	.8649±.0136	.7543±.0150●	.8626±.0160	.7576±.0171●	.7604±.0178●	.7159±.0555●	.8654±.0093
	(0.3, 0.1)	.8663±.0108	.8600±.0191	.7356±.0143●	.8561±.0173●	.7526±.0225●	.7543±.0189●	.7104±.0556●	.8526±.0105●
	(0.4, 0.4)	.8123±.0269	.7469±.0493●	.7057±.0192●	.7804±.0271●	.7067±.0157●	.7145±.0269●	.6249±.0752●	.7941±.0268
landsat	(0.1, 0.2)	.9213±.0074	.9183±.0076	.8656±.0159●	.9208±.0038	.8711±.0119●	.8485±.0129●	.8210±.0382●	.9231±.0066
	(0.3, 0.1)	.9134±.0070	.9119±.0139	.8340±.0159●	.9149±.0059	.8683±.0078●	.8428±.0099●	.7798±.0569●	.9075±.0105●
	(0.4, 0.4)	.8701±.0132	.6608±.1223●	.7342±.0633●	.8738±.0099	.7937±.0243●	.8112±.0137●	.6291±.1047●	.8680±.0091
mushroom	(0.1, 0.2)	.9985±.0012	.9975±.0023	.9980±.0018	.9983±.0019	.9900±.0040	.9975±.0017	.9923±.0077	.9987±.0014
	(0.3, 0.1)	.9982±.0013	.9922±.0079	.9976±.0029	.9981±.0015	.9891±.0072●	.9976±.0018	.9839±.0192●	.9969±.0021
	(0.4, 0.4)	.9750±.0093	.9570±.0280●	.9554±.0261●	.9860±.0086○	.9401±.0090●	.9794±.0081	.7800±.1429●	.9647±.0099
usps	(0.1, 0.2)	.9680±.0054	.9775±.0034○	.9007±.0099●	.9782±.0027○	.8993±.0096●	.8889±.0074●	.7896±.0531●	.9720±.0048
	(0.3, 0.1)	.9604±.0038	.9692±.0053○	.8699±.0108●	.9724±.0039○	.8843±.0080●	.8530±.0137●	.6725±.1158●	.9514±.0052●
	(0.4, 0.4)	.8988±.0160	.7388±.0227●	.7437±.0342●	.9005±.0124	.7889±.0298●	.8148±.0149●	.6118±.0634●	.9154±.0123
pendigits	(0.1, 0.2)	.9927±.0010	.9965±.0008	.8360±.0039●	.9974±.0007	.8398±.0042●	.8371±.0040●	.8081±.0228●	.9926±.0010
	(0.3, 0.1)	.9910±.0023	.9942±.0014	.8194±.0083●	.9955±.0013	.8359±.0049●	.8338±.0057●	.8089±.0207●	.9893±.0021
	(0.4, 0.4)	.9472±.0127	.8505±.0416●	.6813±.0518●	.9523±.0092	.8086±.0123●	.8198±.0053●	.6606±.0586●	.9369±.0156
letter	(0.1, 0.2)	.9290±.0052	.7805±.0049●	.6754±.0068●	.7647±.0049●	.6748±.0046●	.6723±.0076●	.6686±.0109●	.9284±.0066
	(0.3, 0.1)	.9219±.0058	.7743±.0066●	.6822±.0080●	.7593±.0055●	.6771±.0075●	.6229±.0108●	.6426±.0152●	.9161±.0054
	(0.4, 0.4)	.7712±.0099	.6673±.0438●	.5862±.0547●	.7085±.0142●	.6663±.0100●	.6671±.0096●	.6298±.0345●	.7689±.0071
magic04	(0.1, 0.2)	.8315±.0054	.8136±.0073●	.7904±.0051●	.8171±.0076●	.7921±.0040●	.7935±.0054●	.7909±.0075●	.8291±.0049
	(0.3, 0.1)	.8180±.0044	.8091±.0030	.7723±.0045●	.8121±.0035	.7902±.0039●	.7741±.0045●	.7619±.0199●	.8082±.0023●
	(0.4, 0.4)	.7767±.0089	.7340±.0118●	.7444±.0186●	.7666±.0239	.7813±.0109	.7493±.0104●	.7536±.0290●	.7823±.0078
w8a	(0.1, 0.2)	.9805±.0015	.9706±.0015●	.9845±.0006	.9786±.0015	.9588±.0135●	.8852±.0030●	.8695±.0132●	.9805±.0014
	(0.3, 0.1)	.9807±.0008	.9708±.0011●	.9825±.0012	.9781±.0016	.9614±.0127●	.8897±.0025●	.8829±.0089●	.9803±.0015
	(0.4, 0.4)	.9769±.0073	.9696±.0012	.9774±.0012	.9720±.0011	.9152±.0524●	.8377±.0087●	.7451±.0349●	.9528±.0065●
shuttle	(0.1, 0.2)	.9967±.0006	.9559±.0060●	.9200±.0117●	.9307±.0035●	.8108±.0042●	.8370±.0060●	.8402±.0140●	.9968±.0008
	(0.3, 0.1)	.9958±.0006	.9335±.0029●	.8339±.0155●	.9252±.0032●	.8099±.0044●	.8290±.0039●	.8385±.0285●	.9952±.0008
	(0.4, 0.4)	.9550±.0310	.8415±.0030●	.8056±.0030●	.8451±.0119●	.8005±.0119●	.7987±.0109●	.8273±.0250●	.9696±.0046○
acoustic	(0.1, 0.2)	.7770±.0012	.7663±.0033●	.7547±.0039●	.7638±.0036●	.7619±.0033●	.7536±.0028●	.7151±.0629●	.7726±.0016●
	(0.3, 0.1)	.7700±.0031	.7629±.0030	.7477±.0058●	.7609±.0030	.7620±.0025	.7141±.0043●	.6553±.0769●	.7579±.0028●
	(0.4, 0.4)	.7575±.0061	.7396±.0034●	.6079±.0998●	.7445±.0042●	.7560±.0034	.7532±.0034	.5470±.0888●	.7111±.0083●
win/tie/loss			35/20/5	45/15/0	28/25/7	47/13/0	49/11/0	53/7/0	23/33/4

Table 3: The counts of win/tie/loss of our RkNN and compared methods.

our RkNN	IR-KSVM	IR-LLog	LD-KSVM	UE-LLog	AROW	NHERD	kNN
win/tie/loss	39/16/5	46/12/2	32/20/8	48/12/0	51/8/1	53/7/0	30/25/5

make estimations of noise proportions  $\hat{\tau}_+$  and  $\hat{\tau}_-$  from the corrupted training datasets. Obviously, it is an unfair comparison for RkNN. The performances of the compared methods are evaluated by 10 trials of 4-fold cross validation with different random seeds, where the test accuracy is obtained by averaging over 40 runs, as summarized in Table 2.

It is evident that RkNN is better than other four non-kernel algorithms IR-LLog, UE-LLog, AROW and NHERD. The win/tie/loss counts show that RkNN is clearly superior to these non-kernel algorithms, as it wins for most times and never loses. It is also observable that RkNN is highly competitive to two kernel methods IR-KSVM and LD-KSVM on most datasets, and RkNN takes relatively stable performance while two kernel methods drop drastically as noise proportions increase. These observations validate the effectiveness of RkNN, and the intuitive explanation is that RkNN makes local corrections on a handful of totally misled examples, whereas the other methods on learning with noisy labels take global adjustments on loss functions, which may be sensitive to random noise. In comparisons with traditional kNN, our RkNN achieves better performance for asymmetric noises, and takes comparable performance for symmetric noise as expected.

Besides the frequent pairwise t-test shown in Table 2, we also consider Bayesian t-test (Wang and Liu, 2016) to compare the performance of various algorithms, because our derivations of main results are based on a Bayesian framework. According to Bayesian t-test, the counts of win/tie/loss of our RkNN and compared methods are shown in Table 3. As we can see, Bayesian t-test takes better statistical support than frequent pairwise t-test to verify our proposed RkNN algorithm.

Table 4 shows the average noise proportions estimated by RkNN on benchmark datasets. As we can see, the trend of true difference  $\tau_+ - \tau_-$  can be observed from the estimated difference  $\hat{\tau}_+ - \hat{\tau}_-$  in some way, though RkNN seldom makes precise estimation on noise proportions  $\tau_+$  and  $\tau_-$ , particularly for large datasets and small noise proportions. It is also noticed that the RkNN approach achieves good performance, as shown in Table 2, even for rather rough estimation on noise proportions. Those observations

Table 4: Average estimated noise proportions ( $\hat{\tau}_+, \hat{\tau}_-$ ) according to  $k'$ -nearest neighbor in Algorithm 1.

$(\tau_+, \tau_-)$	heart	ionosphere	housing	cancer	diabetes
(0.1, 0.2)	(.050, .143)	(.009, .251)	(.036, .081)	(.013, .091)	(.003, .201)
(0.3, 0.1)	(.258, .039)	(.154, .115)	(.173, .003)	(.132, .000)	(.142, .098)
(0.4, 0.4)	(.232, .257)	(.177, .282)	(.200, .198)	(.184, .183)	(.181, .211)
$(\tau_+, \tau_-)$	vehicle	fourclass	german	splice	optdigits
(0.1, 0.2)	(.005, .053)	(.004, .028)	(.123, .151)	(.107, .157)	(.000, .007)
(0.3, 0.1)	(.126, .020)	(.152, .000)	(.363, .015)	(.292, .025)	(.146, .000)
(0.4, 0.4)	(.196, .225)	(.195, .185)	(.243, .191)	(.215, .180)	(.160, .188)
$(\tau_+, \tau_-)$	segment	landsat	mushroom	usps	pendigits
(0.1, 0.2)	(.001, .020)	(.000, .014)	(.000, .008)	(.000, .011)	(.000, .015)
(0.3, 0.1)	(.093, .000)	(.082, .000)	(.071, .000)	(.083, .000)	(.095, .000)
(0.4, 0.4)	(.168, .134)	(.108, .093)	(.112, .104)	(.117, .112)	(.084, .084)
$(\tau_+, \tau_-)$	letter	magic04	w8a	shuttle	acoustic
(0.1, 0.2)	(.000, .008)	(.001, .009)	(.060, .105)	(.001, .017)	(.000, .055)
(0.3, 0.1)	(.104, .000)	(.093, .002)	(.220, .000)	(.195, .001)	(.128, .000)
(0.4, 0.4)	(.093, .087)	(.081, .070)	(.275, .251)	(.094, .113)	(.135, .130)

further validate the robustness of the  $Rk$ NN approach.

### 6.3. Parameter Influence

We investigate the influence of parameters in this section. Figure 2 shows that  $Rk$ NN is not sensitive to the values of predictive parameter  $k$  given that it is not set smaller than 10, and we'd better take large  $k$  when tackle large datasets and high noise proportions. Figure 3 shows that the noise parameter  $k'$  should not be set to value smaller than 20, and there is a relative big range between 20 and 100 where  $Rk$ NN achieves better performance. Figure 4 shows the convergence of performance as sample size increases, which illustrates that  $Rk$ NN takes stable and convergent performance as expected. Relevant analysis also shows the robustness of  $Rk$ NN. Here, we present empirical analysis of parameters on four datasets, while the trends are similar on other datasets.

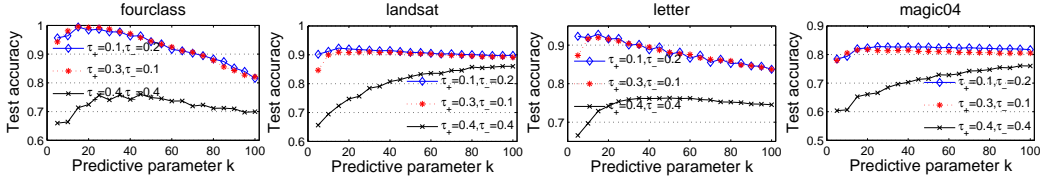


Figure 2: Influence of predictive parameter  $k$

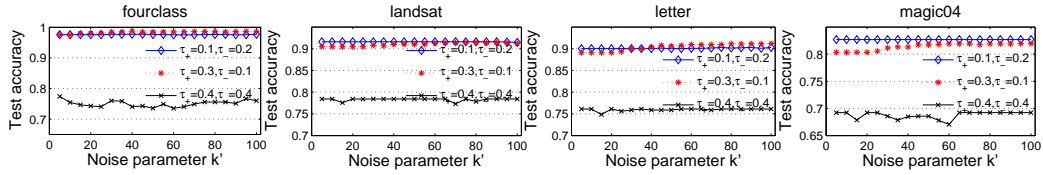


Figure 3: Influence of noise parameter  $k'$

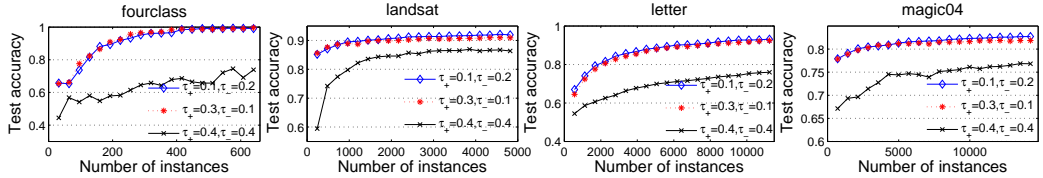


Figure 4: Influence of sample size

## 7. Conclusion

This work presents the finite-sample and distribution-dependent bounds on the consistency of nearest neighbor. The theoretical results show that, for asymmetric noises,  $k$ -nearest neighbor is robust enough to classify most data correctly, except for a handful of examples, whose labels are totally misled by random noises. For symmetric noises, however,  $k$ -nearest neighbor achieves the same consistent rate as that of noise-free setting, which verifies the resistance of  $k$ -nearest neighbor. Motivated from theoretical analysis, we propose the Robust  $k$ -Nearest Neighbor ( $RkNN$ ) approach to deal with noisy labels. The basic idea is to make unilateral corrections to examples, whose labels are totally misled by random noises, and classify the others directly by utilizing the robustness of  $k$ -nearest neighbor. Extensive experiments validate the effectiveness of the proposed  $RkNN$  method. An interesting future work is to develop robust  $k$ -nearest neighbor for large-scale and high-dimensional datasets in the random noise setting.

## References

- Angluin, D. and Laird, P. (1988). Learning from noisy examples. *Machine Learning*, 4(2):343–370.
- Aslam, J. and Decatur, S. (1996). On the sample complexity of noise-tolerant learning. *Information Processing Letters*, 57(4):189–195.
- Barandela, R. and Gasca, E. (2000). Decontamination of training samples for supervised pattern recognition methods. In *Joint IAPR International Workshops on Statistical Techniques in Pattern Recognition and Structural and Syntactic Pattern Recognition*, pages 621–630, Alicante, Spain.
- Ben-David, S., Pál, D., and Shalev-Shwartz, S. (2009). Agnostic online learning. In *Proceedings of the 22nd Conference on Learning Theory*, Montreal, Canada.
- Berlind, C. and Uner, R. (2015). Active nearest neighbors in changing environments. In *Proceeding of the the 32nd International Conference on Machine Learning*, pages 1870–1879, Lille, France.
- Beygelzimer, A., Kakade, S., and Langford, J. (2006). Cover trees for nearest neighbor. In *Proceedings of the 23rd International Conference on Machine Learning*, pages 97–104, New York, NY.
- Biau, G. and Devroye, L. (2015). *Lectures on the Nearest Neighbor Method*. Springer, New York.
- Blum, A. and Mitchell, T. (1998). Combining labeled and unlabeled data with co-training. In *Proceedings of the 11st Annual Conference on Computational Learning Theory*, pages 92–100, Madison, WI.
- Brodley, C. and Friedl, M. (1999). Identifying mislabeled training data. *Journal of Artificial Intelligence Research*, 11:131–167.
- Bylander, T. (1994). Learning linear threshold functions in the presence of classification noise. In *Proceeding of the 7th Conference on Learning Theory*, New York, NY.
- Cesa-Bianchi, N., Dichterman, E., Fischer, P., Shamir, E., and Simon, H. (1999). Sample-efficient strategies for learning in the presence of noise. *Journal of the ACM*, 46(5):684–719.

- Chaudhuri, K. and Dasgupta, S. (2014). Rates of convergence for nearest neighbor classification. In Ghahramani, Z., Welling, M., Cortes, C., Lawrence, N., and Weinberger, K., editors, *Advances in Neural Information Processing Systems 27*, pages 3437–3445. MIT Press, Cambridge, MA.
- Cover, T. and Hart, P. (1967). Nearest neighbor pattern classification. *IEEE Transactions on Information Theory*, 13(1):21–27.
- Crammer, K., Dekel, O., Keshet, J., Shalev-Shwartz, S., and Singer, Y. (2006). Online passive-aggressive algorithms. *Journal of Machine Learning Research*, 7:551–585.
- Crammer, K., Kulesza, A., and Dredze, M. (2009). Adaptive regularization of weight vectors. In *Advances in Neural Information Processing Systems 22*, pages 414–42. MIT Press, Cambridge, MA.
- Crammer, K. and Lee, D. (2010). Learning via gaussian herding. In *Advances in Neural Information Processing Systems 23*, pages 451–459. MIT Press, Cambridge, MA.
- Dasgupta, S. (2012). Consistency of nearest neighbor classification under selective sampling. In *Proceedings of the 25th Annual Conference on Learning Theory*, pages 18.1–18.15, Edinburgh, Scotland.
- Denchev, V., Ding, N., Neven, H., and Vishwanathan, S. (2012). Robust classification with adiabatic quantum optimization. In *Proceedings of the 29th International Conference on Machine Learning*, pages 863–870, Edinburgh, Scotland.
- Devroye, L. (1981). On the inequality of cover and hart in nearest neighbor discrimination. *IEEE Transactions on Pattern Analysis and Machine Intelligence*, 3(1):75–78.
- Devroye, L., Györfi, L., Krzyżak, A., and Lugosi, G. (1994). On the strong universal consistency of nearest neighbor regression function estimates. *Annals of Statistics*, 22:1371–1385.
- Devroye, L., Györfi, L., and Lugosi, G. (1996). *A Probabilistic Theory of Pattern Recognition*. Springer, New York.

- Dredze, M., Crammer, K., and Pereira, F. (2008). Confidence-weighted linear classification. In *Proceedings of the 25th International Conference on Machine Learning*, pages 264–271, Helsinki, Finland.
- Fix, E. and Hodges, J. (1951). Discriminatory analysis, nonparametric discrimination. *USAF School of Aviation Medicine, Randolph Field, Texas. Project 21-49-004, Report 4, Contract AD41(128)-31.*
- Frenay, B. and Verleysen, M. (2014). Classification in the presence of label noise: a survey. *IEEE Transactions on Neural Networks and Learning Systems*, 25(5):845–869.
- Gao, W., Wang, L., Li, Y.-F., and Zhou, Z.-H. (2016). Risk minimization in the presence of label noise. In *Proceedings of the 30 AAAI Conference on Artificial Intelligence*, pages 1575–1581, Phoenix, Arizona.
- Kalai, A. and Servediob, R. (2005). Boosting in the presence of noise. *Journal of Computer and System Sciences*, 71:266–290.
- Kearns, M. (1993). Efficient noise-tolerant learning from statistical queries. In *Proceedings of the 25th Annual ACM Symposium on Theory of Computing*, pages 392–401, San Diego, CA.
- Kontorovich, A., Sabato, S., and Urner, R. (2016). Active nearest-neighbor learning in metric spaces. In *Advances in Neural Information Processing Systems 29*, pages 856–864. MIT Press, Cambridge, MA.
- Kontorovich, A., Sabato, S., and Weiss, R. (2017). Nearest-neighbor sample compression: Efficiency, consistency, infinite dimensions. In *Advances in Neural Information Processing Systems 30*, pages 1572–1582. MIT Press, Cambridge, MA.
- Kontorovich, A. and Weiss, R. (2014). Maximum margin multiclass nearest neighbors. In *Proceedings of the 31st International Conference on Machine Learning*, pages 892–900, Beijing, Chian.
- Kontorovich, A. and Weiss, R. (2015). A bayes consistent 1-nn classifier. In *Proceedings of the 18th International Conference on Artificial Intelligence and Statistics*, pages 480–488, Las Vegas, NV.



- Kpotufe, S. (2011).  $k$ -nn regression adapts to local intrinsic dimension. In Shawe-Taylor, J., Zemel, R., Bartlett, P., Pereira, F., and Weinberger, K., editors, *Advances in Neural Information Processing Systems 19*, pages 729–737. MIT Press, Cambridge, MA.
- Kulkarni, S. and Posner, S. (1995). Rates of convergence of nearest neighbor estimation under arbitrary sampling. *IEEE Transactions on Information Theory*, 41(4):1028–1039.
- Kusner, M., Tyree, S., Weinberger, K., and Agrawal, K. (2014). Stochastic neighbor compression. In *Proceedings of the 31st International Conference on Machine Learning*, pages 622–630, Beijing, China.
- Lawrence, N. and Schölkopf, B. (2001). Estimating a kernel fisher discriminant in the presence of label noise. In *Proceedings of the 8th International Conference on Machine Learning*, pages 306–313, Williamstown, MA.
- Liu, T. and Tao, D. (2016). Classification with noisy labels by importance reweighting. *IEEE Transactions on Pattern Analysis and Machine Intelligence*, 38(3):447–461.
- Long, P. and Servedio, R. (2010). Random classification noise defeats all convex potential boosters. *Machine Learning*, 78(3):287–304.
- Masnadi-Shirazi, H. and Vasconcelos, N. (2009). On the design of loss functions for classification: Theory, robustness to outliers, and savageboost. In *Advances in Neural Information Processing Systems 22*, pages 1049–1056. MIT Press, Cambridge, MA.
- Menon, A., Rooyen, B., Ong, C., and Williamson, B. (2015). Learning from corrupted binary labels via class-probability estimation. In *Proceedings of the 32nd International Conference on Machine Learning*, pages 125–134, Lille, France.
- Natarajan, N., Dhillon, I., Ravikumar, P., and Tewari, A. (2013). Learning with noisy labels. In *Advances in Neural Information Processing Systems 26*, pages 1196–1204. MIT Press, Cambridge, MA.
- Ramaswamy, H., Scott, C., and Tewari, A. (2016). Mixture proportion estimation via kernel embeddings of distributions. In *Proceedings of the 33rd*

- International Conference on Machine Learning*, pages 2052–2060, New York, NY.
- Rebbapragada, U. and Brodley, C. (2007). Class noise mitigation through instance weighting. In *Proceedings of the 18th European Conference on Machine Learning*, pages 708–715, Warsaw, Poland.
- Samworth, R. (2012). Optimal weighted nearest neighbour classifiers. *Annals of Statistics*, 40(5):2733–2763.
- Scott, C., Blanchard, G., and Handy, G. (2013). Classification with asymmetric label noise: Consistency and maximal denoising. In *Proceedings of the 26th Annual Conference on Computational Learning Theory*, pages 489–511.
- Shalev-Shwartz, S. and Ben-David, S. (2014). *Understanding Machine Learning: From Theory to Algorithms*. Cambridge University Press, Cambridge.
- Stone, C. (1977). Consistent nonparametric regression. *Annals of Statistics*, 5:595–645.
- Tarlow, D., Swersky, K., Swersky, K., Charlin, L., Sutskever, I., and Zemel, R. (2013). Stochastic  $k$ -neighborhood selection for supervised and unsupervised learning. In *Proceedings of the 30th International Conference on Machine Learning*, pages 199–207, Atlanta, GA.
- Tsybakov, A. (2004). Optimal aggregation of classifiers in statistical learning. *Annals of Statistics*, 32(1):135–166.
- Wagner, T. (1971). Convergence of the nearest neighbor rule. *IEEE Transactions on Information Theory*, 17(5):566–571.
- Wang, M. and Liu, G. (2016). A simple two-sample Bayesian t-test for hypothesis testing. *American Statistician*, 70(2):195–201.
- Wang, R., Liu, T., and Tao, D. (2017a). Multiclass learning with partially corrupted labels. *IEEE Transactions on Neural Networks and Learning Systems*, 99:1–13.
- Wang, Y., Jha, S., and Chaudhuri, K. (2017b). Analyzing the robustness of nearest neighbors to adversarial examples. *CoRR/abstract*, 1706.03922.

Xu, L., Crammer, K., and Schuurmans, D. (2006). Robust support vector machine training via convex outlier ablation. In *Proceedings of the 21st Conference on Artificial Intelligence*, pages 536–542, Boston, MA.