

# Information Projection and Approximate Inference for Structured Sparse Variables

Rajiv Khanna<sup>1</sup>, Joydeep Ghosh<sup>1</sup>, Russell Poldrack<sup>2</sup>, and Oluwasanmi  
Koyejo<sup>2</sup>

<sup>1</sup>Department of Electrical and Computer Engineering  
The University of Texas at Austin

{rajivak, jghosh}@utexas.edu

<sup>2</sup>Department of Psychology

Stanford University

{poldrack, sanmi}@stanford.edu

January 1, 2022

## Abstract

Approximate inference via information projection has been recently introduced as a general-purpose approach for efficient probabilistic inference given sparse variables. This manuscript goes beyond classical sparsity by proposing efficient algorithms for approximate inference via information projection that are applicable to any structure on the set of variables that admits enumeration using a *matroid*. We show that the resulting information projection can be reduced to combinatorial submodular optimization subject to matroid constraints. Further, leveraging recent advances in submodular optimization, we provide an efficient greedy algorithm with strong optimization-theoretic guarantees. The class of probabilistic models that can be expressed in this way is quite broad and, as we show, includes group sparse regression, group sparse principal components analysis and sparse canonical correlation analysis, among others. Moreover, empirical results on simulated data and high dimensional neuroimaging data highlight the superior performance of the information projection approach as compared to established baselines for a range of probabilistic models.

# 1 Introduction

Parsimonious Bayesian models are being increasingly used for improving both robustness and generalization performance in applications involve large amounts of data and variables. They are especially well-suited to incorporating domain knowledge by attuning the prior design to apriori knowledge and constraints at hand. For instance, sparsity constraints and associated models have gained eminence in several fields where apriori knowledge corresponding to sparsity constraints may be incorporated via the use of sparsity inducing priors.

A natural extension to the classical notion of sparsity is *structured* sparsity – where the sparse selection of variable dimensions includes additional information. Some examples of structured sparsity include *smoothness* [12, 8], group sparsity [23, 7, 13, 18], *tree/graph* sparsity [6] and so on. While there is a significant body of literature on classically sparse probabilistic models, including [2, 12, 22, 17, 8] probabilistic models for structured sparsity have been far less studied. Our work seeks to bridge this gap for a large family of information projection based techniques.

The information projection of a distribution to a constraint set is given by the argument that minimizes the Kullback-Leibler (KL) divergence while satisfying the constraints. The use of information projection for probabilistic inference with structured variables was recently proposed by Koyejo et al. [12]. While information projection is a general approach, its application requires the design of efficient algorithms that are specific to pre-specified structural constraints of interest. Koyejo et al. [12] focused on the case of sparsity, where the constraint structure is given by the union of sparse supports. For this case, they proposed approximate inference by information projection to the support that captures the largest probability mass. They showed that the resulting KL minimization can be reduced to a combinatorial submodular optimization problem, and then applied a greedy algorithm for efficient approximate inference. Subsequently, a similar mechanism was developed for sparse principal components analysis (sparse PCA) [8].

This manuscript goes beyond sparsity by proposing efficient algorithms for approximate inference via information projection that are applicable to any *structured sparse* variable settings which admits enumeration using a *matroid*. The class of probabilistic models that can be expressed in this way is quite broad, and as we show, includes group sparse regression, group sparse principal components analysis and sparse canonical correlation analysis, among others. While, the original algorithm for the classic case of sparse variables is recovered as a special case, the generalized framework introduced in this paper is not a simple extension, but rather involves new techniques and results.

Specifically, our main contributions are as follows:

- we present a framework for approximate inference via information projection

for any constraint that can be enumerated as a matroid.

- we present an efficient scheme for this inference using a greedy algorithm. For general matroids, an approximation of  $1/2$  to the best possible approximation is guaranteed. However, for some special cases such as cardinality constraints (classical sparsity), and group sparsity, stronger guarantees of  $1 - 1/e$  are available.
- we show that the special cases of information projection under group sparsity and multi-view sparsity are submodular with knapsack constraint and partition matroid constraints respectively. These constraints are applied to develop new algorithms for sparse principal components analysis (PCA), and sparse canonical correlation analysis (CCA).
- we present empirical results on high dimensional neuroimaging data that highlight the performance of the information projection approach as compared to established baselines for a range of probabilistic models.

We also apply our framework to group-sparse regression. Its development and experiments on simulated data are presented in the supplement.

## 2 Notation and Background

We begin by outlining some notation. We represent vectors as small letter bolds e.g.  $\mathbf{u}$ . Matrices are represented by capital bolds e.g.  $\mathbf{X}, \mathbf{T}$ . Matrix transposes are represented by superscript  $\cdot^\top$ . Identity matrices of size  $s$  are represented by  $\mathbf{I}_s$ .  $\mathbf{1}(\mathbf{0})$  is a column vector of all ones (zeroes). The  $i^{\text{th}}$  row of a matrix  $\mathbf{M}$  is indexed as  $\mathbf{M}_{i,\cdot}$ , while  $j^{\text{th}}$  column is  $\mathbf{M}_{\cdot,j}$ . We use  $p(\cdot), q(\cdot)$  to represent probability densities over random variables which may be scalar, vector, or matrix valued which shall be clear from context. Sets are represented by sans serif fonts e.g.  $S$ , complement of a set  $S$  is  $S^c$ . For a vector  $\mathbf{u} \in \mathbb{R}^d$ , and a set  $S$  of support dimensions with  $|S| = k, k \leq d$ ,  $\mathbf{u}_S \in \mathbb{R}^k$  denotes subvector of  $\mathbf{u}$  supported on  $S$ . Similarly, for a matrix  $\mathbf{X} \in \mathbb{R}^{n \times d}$ ,  $\mathbf{X}_S \in \mathbb{R}^{n \times k}$  denotes the submatrix supported on  $S$ . We denote  $\{1, 2, \dots, d\}$  as  $[d]$ . Let  $\mathbf{p}(d)$  be the power set of  $[d]$ .

**Relative Entropy:** Let  $X$  be a measurable set, and  $p(\cdot)$  be a probability density defined on  $X$ . Let  $E_{X \sim p}[f]$  is the expectation of the function  $f$  with respect to  $p$ . The relative entropy, or Kullback-Leibler (KL) divergence between the density  $q$  and  $p$  is given by  $\text{KL}(q||p) = E_q[\log q - \log p]$ . The relative entropy is jointly convex in both arguments.

**Information Projection:** Let  $\mathcal{F}_S$  be the set of all densities supported on  $S \subset X$ . The information projection of a base density  $p(\cdot)$  onto a constraint (measurable) set  $S \subset X$  is defined as:

$$q_* = \underset{q \in \mathcal{F}_S}{\operatorname{argmin}} \text{KL}(q||p)$$

$\mathcal{F}_S$  is closed and bounded for all cases of interest in this manuscript, so that  $q_*$  exists.

**Submodular functions:** Let  $f : \mathfrak{p}(d) \rightarrow \mathbb{R}$  be a set function.  $f$  is a *submodular* function if for all sets  $x, y$  in its domain  $f(x \cup y) + f(x \cap y) \leq f(x) + f(y)$ . Further,  $f$  is *normalized* if  $f(\emptyset) = 0$ .  $f$  is *monotone* if for  $x \subset y$ ,  $f(x) \leq f(y)$ . Submodular functions are of special interest because greedy algorithm and its simple variants achieve provable approximation guarantees for several otherwise NP-Hard combinatorial optimization problems [16, 20, 4].

**Matroids:** A matroid is a structure  $(N, E)$ , where  $N$  is the *ground set*, and  $E \subset \mathfrak{p}(N)$  is a family of *independent* sets that satisfies: (i)  $B \in E, A \subset B \implies A \in E$ , and, (ii)  $A \in E, B \in E, |A| < |B| \implies \exists x \in B - A$  s.t.  $A \cup x \in E$ . A *uniform* matroid has  $E$  as the set of all possible  $k$  and lesser sized subsets of  $N$ , and thus induces the  $k$ -cardinality constraint. Similarly, a knapsack constraint can be encoded by a matroid which has each candidate solution in  $E$  as a set of possible groups, each with an associated cost, such that the total cost of each candidate solution in  $E$  is less than or equal to the knapsack value. A *partition* matroid partitions  $N$  into subsets  $\{X_1, X_2, \dots, X_r\}$ , with  $E = \{A \mid A \subset N, |A \cap X_i| \leq k_i \forall i \in [r]\}$  for given  $\{k_1, k_2, \dots, k_r\}$ .

## 2.1 Information Projection for Sparse Variables

A  $d$  dimensional variable  $\mathbf{x}$  is  $k$ -sparse if it is non-zero on at most  $k$  dimensions. The support of the variable  $\mathbf{x} \in \mathbb{R}^d$  is defined as  $\text{supp}(\mathbf{x}) := \{i \in [d] \mid \mathbf{x}_i \neq 0\}$ . Similarly, a  $d$  dimensional probability density  $p$  is  $k$ -sparse if all random variables  $\mathbf{x} \sim p$  are  $k$ -sparse. Let  $A$  be the set of all  $\frac{d!}{k!(d-k)!}$   $k$ -sparse support sets. The information projection of  $p$  onto  $\mathcal{F}_A$  is equivalent to restriction of  $p$  onto  $A$  [12], which is a natural approach for constructing a sparse prior. Unfortunately, this information projection is generally intractable. Instead, Koyejo et al. [12] propose the following approximation:

$$\min_{S \subset A} \min_{q \in \mathcal{F}_S} \text{KL}(q \parallel p). \quad (1)$$

This information projection searches for the subset  $S$  that captures most of the mass of  $p$  as measured by  $\min_{q \in \mathcal{F}_S} \text{KL}(q \parallel p)$ . The inner optimization over  $\mathcal{F}_S$  can be solved in closed form [12] as  $\min_{q \in \mathcal{F}_S} \text{KL}(q \parallel p) = -\log p(\mathbf{x}_{S^c} = 0)$ . Define the function  $J : \mathfrak{p}(d) \rightarrow \mathbb{R}$  as  $J(S) := \log p(\mathbf{x}_{S^c} = 0)$ , and the function  $\tilde{J} : \mathfrak{p}(d) \rightarrow \mathbb{R}$  as  $\tilde{J}(S) := J(S) - J(\emptyset)$ . The optimization problem (1) is equivalent to

$$\max_{|S|=k} \tilde{J}(S) \quad (2)$$

Note that the cardinality constraint is a uniform matroid constraint. While (2) is combinatorial, the following theorem ensures a good approximation by greedy support selection.

**Theorem 1** (Koyejo et al. [12]).  $\tilde{J}(S)$  is normalized monotone submodular.

Thus, a simple greedy algorithm achieves a  $(1 - \frac{1}{e})$  approximate solution [16].

### 3 Approximate Inference via Information Projection for Structured Sparse Variables

In this section, we generalize the cardinality constrained information projection in two ways. First, we consider information projection subject to *group* sparsity, and show that the resulting combinatorial problem of selecting the *most relevant* groups is monotone submodular subject to a knapsack constraint. Secondly, we consider general matroid constraints for structured sparsity, and present an algorithm that greedily selects from the enumeration of the matroid constraint. We consider the special case of partition matroid constraint where sets of variables are pre-grouped into *views*, and seek to select variables subject to constraints on the maximum number of variables selected from each view. We leverage the research in submodular optimization to present the respective variants of the greedy algorithm that provably guarantee constant factor approximations.

**Approximate Inference:** Let  $p_0$  be the prior distribution and  $l$  be the likelihood, and  $A$  represent a structured subset of the domain of  $p_0$ . Restriction of the prior  $p_0$  to the subset  $A$  given by  $p_{A,0} \propto p_0(X)1_{[X \in A]}$  is an effective approach for constructing a prior for the structured subset  $A$ . Unfortunately, this restriction is generally intractable. We consider approximate inference by fixing  $p$  as the posterior distribution  $p(X) \propto p_0(X)l(X)$ , and with  $A = \{S_i\}$  as the set of subsets satisfying the constraint structure. e.g. for classical sparse modeling with  $d$  variables, each  $S_i \in [d]$  is a  $k$ -sparse subset, and  $A$  is the set of all such  $\binom{d}{k}$  subsets. In this case, the information projection to a subset  $S \in A$  is designed to approximate Bayesian inference with respect to intractable restricted prior as  $p_A(X) \propto p_{A,0}(X)l(X)$ . We note that just as in standard variational inference, the posterior projection can be implemented using  $p_0$  and  $l(\cdot)$  without explicitly computing the unrestricted posterior  $p$  (useful when the  $p$  is itself intractable). The proposed approach for approximate inference differs from standard approaches such as mean field variational inference, as we take advantage of the combinatorial nature of the desired structure. As such, the proposed approximate inference is most accurate when the posterior mass is well captured by the optimal subset  $S^* \in A$ . The approximate posterior is given by the information projection of  $p$  onto  $\mathcal{F}_{S^*}$ , and is in fact equivalent to the projection

of the restricted posterior  $p_A$  onto  $\mathcal{F}_{S^*}$ . We refer the interested reader to [12] for additional details.

### 3.1 General Structured Sparsity Constraints

Structured sparsity extends classic sparsity constraints with additional information on the sparse subsets. For example, the sparsity could be constrained by a tree structure so that selection of a parent node implicitly selects all its children as well. The structural constraint can be encoded as a matroid  $(N, E)$  where  $N$  are the base set of dimensions, and  $E$  represents the set of all possible candidate solutions under the given constraint. General structured sparsity is challenging to model using standard prior design techniques. Instead, one may consider Bayesian inference using the structured prior distribution recovered by restricting the base prior to the union of all possible structured subsets. As in the classic sparsity case, we consider an approximation of the resulting posterior based on the variable set which captures the maximum posterior mass. The resulting  $(N, E)$ -matroid constrained information projection of a density  $p$  is simply given by:

$$\min_{S \in E} \min_{\text{supp}(q) \in S} \text{KL}(q||p) \quad (3)$$

A simple greedy algorithm on the enumeration of the matroid as outlined in Algorithm 1 can be used for support selection under general matroid constraints. Note that the greedy selection algorithm for the classic sparsity case [12] is a special case of Algorithm 1 with a uniform matroid. For the more general matroid constraints, greedy selection on the enumeration admits slightly weaker guarantees. Improved approximation guarantees can be achieved by randomized algorithms [4].

**Theorem 2** (Calinescu et al. [4]). *Algorithm 1 guarantees a constant factor approximation of  $1/2$  for (3).*

**Multi view sparsity.** A special case of structured sparsity is the multi view sparsity. The base set of dimensions are divided into  $v$  views/groups. Also given is a set of maximum number of allowed selections from each view  $\{k_1, k_2, \dots, k_v\}$ . In other words, no more than  $k_i$  selections can be made from the  $i^{\text{th}}$  view/group. It should be straightforward to see that the multi view sparsity constraint induces a partition matroid structure defined in Section 2, and as such Algorithm 1 is applicable. Algorithm 1 can be easily re-written for the partition sparsity constraint to avoid exhaustive enumeration of the set  $E$  as Algorithm 2. The  $1/2$  factor approximation guarantee carries over for Algorithm 2. We shall see in the sequel that this particular algorithm leads to an efficient inference algorithm for sparse Probabilistic CCA.

---

**Algorithm 1:** GreedyMatroid( $N, E$ )

---

```

1: Input: Matroid ( $N, E$ )
2:  $A \leftarrow \emptyset$ 
3: while  $N$  is not empty do
4:    $s^* \leftarrow$ 
      $\arg \max_{s \in N} J(A \cup \{s\}) - J(A)$ 
5:   if  $A \cup \{s^*\} \in E$  then
6:      $A = A \cup \{s^*\}$ 
7:   end if
8:    $N = N - \{s^*\}$ 
9: end while
10: Return  $A$ 

```

---



---

**Algorithm 2:** GreedyMultiView( $k_1, k_2, \dots, k_v, m(\cdot)$ )

---

```

1: Input :  $N$ , Sparsities  $\{k_1, k_2, \dots, k_v\}$ ,
   mapping function  $m : [d] \rightarrow [v]$ .
2:  $A \leftarrow \emptyset$ 
3:  $\text{selected}[i]=0, \forall i \in [v]$ 
4: while  $N$  is not empty do
5:    $s^* \leftarrow$ 
      $\arg \max_{s \in N} J(A \cup \{s\}) - J(A)$ 
6:   if  $\text{selected}[m(s^*)] < k_i$  then
7:      $A = A \cup \{s^*\}$ 
8:      $\text{selected}[m(s^*)] += 1$ 
9:   end if
10:   $N = N - \{s^*\}$ 
11: end while
12: Return  $A$ 

```

---

### 3.2 Group Sparsity Constraints

Group sparsity involves selecting variables from  $r$  groups subject to the constraint that if a group is selected, all the variables within the group must be selected, but no more than  $k$  variables can be selected in all. Let  $G = \{G_1, G_2, \dots, G_r\}$  represent the set of  $r$  groups, so that  $\forall i, G_i \subset [d]$  and  $\forall i \neq j, G_i \cap G_j = \emptyset$ . As in the classic sparse case, information projection to the set of all group sparse subsets of  $[d]$  is intractable in general. Instead, we propose approximate inference by seeking the projection to the set which maximizes the captured mass of  $p$ . The resulting group sparsity constrained information projection of a density  $p$  is given by:

$$\min_{S \subset [r]} \min_{\{q \mid \text{supp}(q) \subset \bigcup_{i \in S} G_i, \sum_{i \in S} |G_i| \leq k\}} \text{KL}(q \parallel p) \quad (4)$$

**Theorem 3.** *The group selection problem (4) is equivalent to a normalized monotone submodular maximization problem with a knapsack constraint.*

The proof is provided in the supplement. We present a re-weighted greedy algorithm with partial enumeration in Algorithm 3 to solve (4). The re-weighting ensures that the greedy step chooses the best possible myopic marginal gain. However, with the re-weighting alone the approximation factor can be arbitrarily bad. To bound it to a constant factor, partial enumeration is required. We also note that Algorithm 3 is *not* a special case of Algorithm 1, as it exploits the special

structure of group sparsity to construct a scheme with improved optimization-theoretic guarantees. The following theorem establishes the optimization guarantee of Algorithm 3.

**Theorem 4** (Sviridenko [20]). *Algorithm 3 with  $m = 3$  guarantees a constant factor approximation of  $(1 - \frac{1}{e})$  for (4).*

---

**Algorithm 3:** GreedyPartialEnum  
( $G, k, c(\cdot)$ )

---

```

1: Input: Set of groups  $G$ , Total max
   sparsity  $k$ , parameter  $m$ , cost function
    $c(\cdot)$ 
2:  $S_1 \leftarrow \arg \max_{s \subset G, |s| < m, c(s) \leq k} \tilde{J}(s)$ 
3:  $S_2 \leftarrow \emptyset$ 
4: for all  $s \subset G, |s| = m, c(s) \leq k$  do
5:    $S_3 \leftarrow \text{ReweightedGreedy}(G,$ 
      $k - m - 1, c(\cdot), s)$ 
6:   if  $\tilde{J}(S_2) \leq \tilde{J}(S_3)$  then
7:      $S_2 \leftarrow S_3$ 
8:   end if
9: end for
10: Return  $\arg \max\{\tilde{J}(S_1), \tilde{J}(S_2)\}$ 

```

---



---

**Algorithm 4:** ReweightedGreedy ( $\bar{G},$   
 $\bar{k}, c(\cdot), \bar{S}_2$ )

---

```

1: Input: Set of groups  $\bar{G}$ , Total max sparsity
    $\bar{k}$ , cost function  $c(\cdot)$ , Init groups  $\bar{S}_2$ 
2:  $A \leftarrow \bar{S}_2$ 
3: while  $\bar{G} \setminus A \neq \emptyset$  do
4:    $s^* \leftarrow \max_{s \in \bar{G} \setminus A} \frac{J(A \cup s) - J(A)}{c(s)}$ 
5:   if  $c(A \cup s^*) \leq k$  then
6:      $A = A \cup s^*$ 
7:   end if
8:    $\bar{G} = \bar{G} - s^*$ 
9: end while
10: Return  $A$ 

```

---

## 4 Applications: Probabilistic Models with Matroid Constrained Variables

While the class of probabilistic models that admit a representation via matroid constraints is quite broad, we consider special cases in detail (i) group sparse principal components analysis, (ii) sparse canonical correlation analysis, and (iii) group sparse regression (in the supplement). The framework developed in Section 3 readily yields efficient greedy solutions for feature selection for all three cases.

### 4.1 Group Sparse Probabilistic Principal Components Analysis

Probabilistic PCA aims to factorize a matrix  $\mathbf{T} \in \mathbb{R}^{n \times d}$  as  $\mathbf{T} \approx \mathbf{x}\mathbf{w}^\top$ , where  $\mathbf{x} \in \mathbb{R}^n$  is a deterministic vector, and  $\mathbf{w} \in \mathbb{R}^d$  is a random variable. For simplicity, we only consider the rank 1 case i.e. where  $\mathbf{x}, \mathbf{w}$  are vectors. The general matrix case follows using standard deflation techniques for multiple factors [8, 21, 9]. The generative model for the observed data matrix is  $\mathbf{T} = \mathbf{x}\mathbf{w}^\top + \epsilon$ , where  $\epsilon \sim \mathcal{N}(0, \sigma^2)$ . We



consider the case where the prior  $\mathbf{w} \sim \mathcal{N}(\mathbf{0}, \mathbf{C})$ , and in addition,  $\mathbf{w}$  is assumed be sparse. Let  $\theta = \{\mathbf{x}, \sigma\}$  represent the set of deterministic parameters.

The underlying  $\mathbf{x}$ ,  $\mathbf{w}$  may be estimated by maximizing the log likelihood using Expectation Maximization (EM), which optimizes for  $\mathbf{x}$  and  $\mathbf{w}$  in an alternating manner in the M-step and the E-step respectively. The algorithm can be interpreted as minimizing *free energy* cost function [15] given by:

$$\mathcal{F}(\mathbf{q}(\mathbf{w}), \theta) = -\text{KL}(\mathbf{q}(\mathbf{w}) \parallel \mathbf{p}(\mathbf{w}|\mathbf{T}; \theta)) + \log \mathbf{p}(\mathbf{T}; \theta),$$

where  $\log \mathbf{p}(\mathbf{T}; \theta)$  is the marginal log-likelihood. The M-step is a search over the parameter space, keeping the latent random variable  $\mathbf{w}$  fixed. Similarly, the E-step is the search over the space of distribution  $\mathbf{q}$  of the latent variables  $\mathbf{w}$ , keeping the parameters  $\theta$  fixed

$$\text{M-step: } \max_{\theta} \mathcal{F}(\mathbf{q}(\mathbf{w}), \theta), \quad \text{E-step: } \max_{\mathbf{q}} \mathcal{F}(\mathbf{q}(\mathbf{w}), \theta).$$

This view of the EM algorithm provides the flexibility to design algorithms with any E and M steps that monotonically increase  $\mathcal{F}$ . When the search space of  $\mathbf{q}$  in the E-step is unconstrained, E-step outputs the posterior  $\mathbf{p}(\mathbf{w}|\mathbf{T}; \theta)$ . Constraining the search space of  $\mathbf{q}$  leads to a *variational E-step*. In this section, we consider a restriction which approximates the combinatorial space of group sparse distributions using the framework developed in Section 3.2.

We now derive the explicit equations to apply Algorithm 3. The posterior  $\mathbf{p}(\mathbf{w}|\mathbf{T}; \theta)$  is Gaussian with  $\mathbf{p} \sim \mathcal{N}(\boldsymbol{\mu}, \boldsymbol{\Sigma})$ , where  $\boldsymbol{\Sigma}^{-1} = \mathbf{C}^{-1} + \frac{\|\mathbf{x}\|_2^2}{\sigma^2}$ , and  $\boldsymbol{\mu} = \frac{1}{\sigma^2} \boldsymbol{\Sigma} \mathbf{T}^\top \mathbf{x}$ . Define  $\mathbf{r} := \boldsymbol{\Sigma}^{-1} \boldsymbol{\mu}$ . Expanding the KL divergence for information projection from (4), simple algebra yields that the support selection requires the following submodular maximization problem:

$$\max_{\{S \subset [r], S = \bigcup_{i \in S} G_i, |S| \leq k\}} \mathbf{r}_S^\top [\boldsymbol{\Sigma}^{-1}]_S \mathbf{r}_S - \log \det[\boldsymbol{\Sigma}^{-1}]_S.$$

The resulting approximate posterior is given by the respective conditional  $\mathbf{q}^*(\mathbf{w}) = \mathbf{p}(\mathbf{w}|\mathbf{w}_{S^c} = 0)$  (c.f. [8]). The M-step equations for  $\mathbf{x}$  and  $\sigma^2$  are also easily obtained as closed form updates (c.f. [8]).

## 4.2 Sparse Probabilistic Canonical Correlation Analysis (Sparse PCCA)

Probabilistic CCA [3, 10, 1] is a multi-view generalization of Probabilistic PCA i.e.. multiple *views* of the data are observed. Hence, we observe  $n$  samples of  $d_1, d_2, \dots, d_v$  as matrices  $\mathbf{T}_1, \mathbf{T}_2, \dots, \mathbf{T}_v$  each of which are one of the  $v$  views of the observed. The generative model assumes an underlying parameter  $\mathbf{x} \in \mathbb{R}^n$

shared among all the views, and the random variables  $\{\mathbf{w}_i \in \mathbb{R}^{d_i}, \forall i \in [v]\}$ . As in Section 4.1, we note that  $\mathbf{x}, \{\mathbf{w}_i\}$  can be matrices in general. For clarity, we focus on modeling for the top-1 component. The framework is easily extended to multiple factors using deflation techniques. The random variables are drawn from Gaussian distributions  $\mathbf{w}_i \sim \mathcal{N}(\mathbf{0}, \mathbf{C}_i), \forall i \in [v]$ , and each of the view is generated as  $\mathbf{T}_i = \mathbf{x}\mathbf{w}_i^\top + \epsilon, \forall i \in [v]$ , where the noise  $\epsilon \sim \mathcal{N}(0, \sigma^2)$ . Further, we wish to infer sparse  $\mathbf{w}_i$  so that  $\forall i \in [v], |\text{supp}(\mathbf{w}_i)| \leq k_i$  for the supplied  $k_i$ . The parameters are optimized using an EM algorithm. The variational E-step can be formulated to honor the sparsity constraints on the random variables. We next show that the variational E-step solves a submodular maximization problem subject to a partition matroidal constraint.

We now map the sparse PCCA problem to the partition matroidal constrained optimization. Let  $\mathbf{T} = [\mathbf{T}_1, \mathbf{T}_2, \dots, \mathbf{T}_v]$  be the matrix of size  $n \times (\sum_i d_i)$  constructed by stacking all the observed views column-wise. Similarly,  $\mathbf{w} = [\mathbf{w}_1; \mathbf{w}_2; \dots; \mathbf{w}_v]$  be the vector obtained by end-to-end concatenation of random variable vectors of all views. Define  $\mathbf{C} \in \mathbb{R}^{(\sum_i d_i) \times (\sum_i d_i)}$  as the block diagonal matrix with  $\mathbf{C}_i$  as its block. The generative model of PCCA can now be equivalently and succinctly encoded as  $\mathbf{T} = \mathbf{x}\mathbf{w}^\top + \epsilon$  where  $\mathbf{w} \sim \mathcal{N}(\mathbf{0}, \mathbf{C})$ , and,  $\epsilon \sim \mathcal{N}(0, \sigma^2)$ . Further, the partition matroid is easy to construct with  $N = [\sum_i d_i]$ , and  $A_i$  to be the respective index set of  $\mathbf{w}_i$  in  $\mathbf{w}$ . Again, proceeding as in Section 4.1, the submodular maximization problem can be written as:

$$\max_{\{S \in E, \text{Matroid}(N, E)\}} \mathbf{r}_s^\top [\Sigma^{-1}]_s \mathbf{r}_s - \log \det[\Sigma^{-1}]_s.$$

Hence, Algorithm 1 or equivalently Algorithm 2 can be used for sparse inference. We focus on sparse CCA for this manuscript. However, it should be easy to see that further extension to group sparse CCA is straightforward by modifying the constraining partition matroid appropriately.

## 5 Experiments

We now present empirical results comparing the proposed information projection based support selection technique to established baselines for 2 applications for real world datasets, namely group sparse PCA, and sparse CCA. For model verification, additional experiments on simulated data for group regression are presented in the supplement. We implement our method in Python using Numpy and Scipy libraries. The greedy selection is parallelized by Message Passing Interface using `mpi4py`. We make use of Woodbury matrix inversion identity in the cost function to greedily build up the cost function. This avoids taking explicit inverses that can lead to inconsistencies.

## 5.1 fMRI data

**Neurovault data** A key question in functional neuroimaging is the extent to which task brain measurements incorporate distributed regions in the brain. One way to tackle this hypothesis is to decompose a collection of task statistical maps and examine the shared factors. Smith et al. [19] considered a similar question using the brain map database decomposed via ICA, showing correspondence between task activation factors and resting state factors. Following their approach, we downloaded 1669 fMRI task statistical maps from neurovault<sup>1</sup>. Each image in the collection represents a standardized statistical map of univariate brain voxel activation in response to an experimental manipulation. The statistical maps were downsampled from  $2mm^3$  voxels to  $3mm^3$  voxels using the nilearn python package<sup>2</sup>. We then applied the standard brain mask, removing voxels outside of the grey matter, resulting in  $d=65598$  variables. We incorporate smoothness via spatial precision matrix  $C^{-1}$  on the prior on  $W$  which is generated by using the adjacency matrix of the three dimensional brain image voxels. This directly corresponds to the observation that nearby voxels tend to have similar functional behavior.

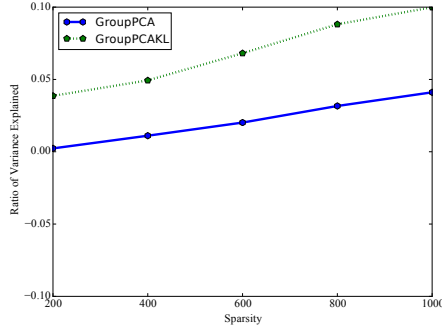
While our greedy algorithm can easily scale to dimensionality of size 65598, the matlab implementation of the baseline is not as scalable. We cluster the original set of dimensions to  $d = 10000$  dimensions using the spatially constrained Ward hierarchical clustering approach of Michel et al. [14]. We further apply the same hierarchical clustering to group the dimensions into 500 groups, with group sizes ranging from 1 to 1500 with average group size close to 20. We apply our information projection based Group Sparse PCA algorithm (GroupPCA<sub>KL</sub>) developed in Section 4.1. The group sparse constraint specifies that each group can be either wholly included or completely discarded from the model. Our algorithm adheres to this specification. It is possible to have a soft version of the constraint which allows for sparsity within each chosen group. This is typically imposed as a regularization trade-off between sparsity across and within groups. We compare against the Structured Sparse PCA algorithm (GroupPCA) of Jenatton et al. [7], which is considered state of the art algorithm for group sparse PCA. We report the ratio of variance explained by the top  $k$ -sparse eigenvector at different values of  $k$  and show superior performance of GroupPCA<sub>KL</sub> in Figure 1a.

**Human Connectome Project** Another interesting question that the neuroscientists are interested to address is about the association of human brain function to human behavior. The brain function and the human behavior can be thought of as two *views* of underlying latent traits. This intuition suggests possible application of the CCA based approaches (Section 4.2). We make use of the Human Connectome

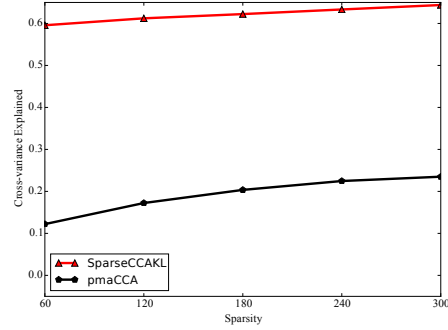
---

<sup>1</sup><http://neurovault.org/>

<sup>2</sup><http://nilearn.github.io/>



(a) Group Sparse PCA performance on the Neurosynth data



(b) Sparse CCA performance on n-back task Human Connectome Project data

Project data (HCP) [5] for this purpose. It consists of large number of samples of high quality brain imaging and behavioral information collected from several healthy adults. We specifically use two datasets of different tasks - 2K (2 Back vs 0 Back contrast, measures working memory), and REL-match (REL vs MATCH contrast, measures relational processing)<sup>3</sup>. We download and extract brain statistical maps (a statistical map is a summary of each voxel in the brain in response to externally applied controlled stimulus) and respective behavioral variances from 497 adult subjects. Each subject has 380 behavioral variables, 27000 downsampled voxels. Further details on the task are available in the HCP documentation [5]. On the extracted maps, we perform the standard preprocessing for motion correction, and image registration to the MNI template for consistency of comparisons across subjects. The resulting maps we downsampled in the similar way as the Neurosynth data.

As before, to incorporate smoothness we use the spatial correlation matrix as the prior on the factors of view of statistical map. For the view of behavioral data, we use an identity matrix as the respective prior covariance matrix. We apply our Information Projection based Sparse CCA (SparseCCA-KL) approach and compare it against the Sparse CCA algorithm developed by Witten et al. [23] (pmdCCA) which is used in its original or slightly modified form as state of the art in many neuroscience and biomedical applications. For quantitative comparison, we use the n-back task dataset to report the cross-variance explained which is defined as follows. If  $\mathbf{X}, \mathbf{Y}$  are the two views, and  $\mathbf{u}, \mathbf{v}$  are respective CCA (possible sparse) factors, the cross-variance is defined as :  $\frac{\mathbf{u}^\top \mathbf{X}^\top \mathbf{Y} \mathbf{v}}{|\mathbf{u}^\top \mathbf{X} \mathbf{u}| |\mathbf{v}^\top \mathbf{Y} \mathbf{v}|}$ . We show strong performance of SparseCCA-KL on the metric in Figure 1b.

<sup>3</sup><https://wiki.humanconnectome.org/display/PublicData/Task+fMRI+Contrasts>

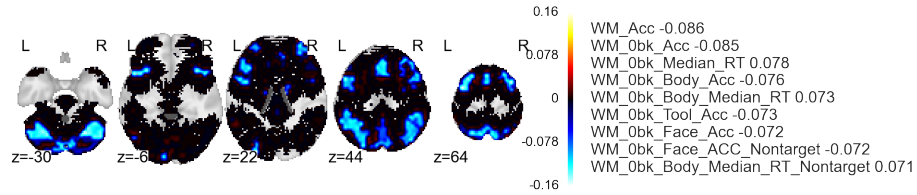


Figure 1: The first factor from 2-back task. Neural support is seen in a number of frontal and parietal regions and cerebellum, consistent with cognitive control systems usually engaged by the task. Behavioral correlates including both reaction time and accuracy on the task, showing greater neural engagement associated with slower and less accurate performance.

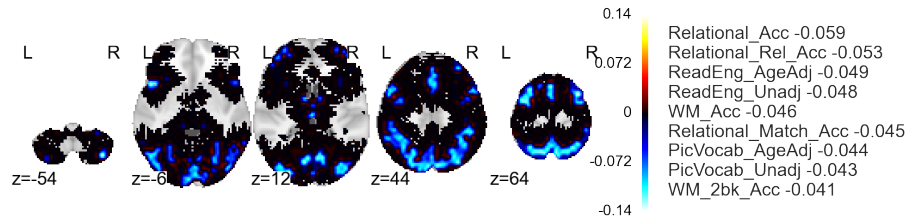


Figure 2: The first factor from relational reasoning task. Neural support is observed in frontal, parietal, and occipital cortex. Behavioral correlates captured both performance on this particular task, as well as independent measures related to higher cognitive functions including working memory capacity, vocabulary, and reading.

## 6 Conclusion and Future Work

This manuscript proposes efficient algorithms for approximate inference via information projection that are applicable to any structure on the set of variables which admits enumeration using a matroid. The class of probabilistic models that can be expressed in this way is quite broad. In particular, we highlight the special cases of group sparse regression, group sparse principal components analysis and sparse canonical correlation analysis. We also presented empirical evidence of strong performance compared to established baselines of respective models on simulated and two real world fMRI datasets. Our strong results motivates us to further study the theoretical properties of the information projection framework, including sparsistency and robustness.

## References

- [1] Cédric Archambeau and Francis Bach. Sparse probabilistic projections. In *NIPS*, pages 73–80, 2008.
- [2] Cédric Archambeau and Francis R. Bach. Sparse probabilistic projections. In D. Koller, D. Schuurmans, Y. Bengio, and L. Bottou, editors, *Advances in Neural Information Processing Systems 21*, pages 73–80. Curran Associates, Inc., 2009.
- [3] Francis R. Bach and Michael I. Jordan. A probabilistic interpretation of canonical correlation analysis. Technical report, UC Berkeley, 2005.
- [4] Gruia Calinescu, Chandra Chekuri, Martin Pál, and Jan Vondrák. Maximizing a monotone submodular function subject to a matroid constraint. *SIAM Journal on Computing*, 40(6):1740–1766, 2011.
- [5] David C. Van Essen, Stephen M. Smith, Deanna M. Barch, Timothy E.J. Behrens, Essa Yacoub, and Kamil Ugurbil. The wu-minn human connectome project: An overview. *NeuroImage*, 80:62 – 79, 2013. ISSN 1053-8119. Mapping the Connectome.
- [6] Chinmay Hegde, Piotr Indyk, and Ludwig Schmidt. A nearly-linear time framework for graph-structured sparsity. In Francis R. Bach and David M. Blei, editors, *ICML*, volume 37 of *JMLR Proceedings*, pages 928–937. JMLR.org, 2015.
- [7] R. Jenatton, G. Obozinski, and F. Bach. Structured sparse principal component analysis. In *AISTATS*, 2010.
- [8] Rajiv Khanna, Joydeep Ghosh, Russell A. Poldrack, and Oluwasanmi Koyejo. Sparse submodular probabilistic PCA. In *AISTATS*, 2015.
- [9] Rajiv Khanna, Joydeep Ghosh, Russell A. Poldrack, and Oluwasanmi Koyejo. A deflation method for probabilistic pca. In *NIPS workshop on Advances in Approximate Bayesian Inference*, 2015.
- [10] Arto Klami and Samuel Kaski. Local dependent components. In *Proceedings of the 24th International Conference on Machine Learning, ICML ’07*, pages 425–432, New York, NY, USA, 2007. ACM.
- [11] Oluwasanmi Koyejo and Joydeep Ghosh. Constrained Bayesian inference for low rank multitask learning. *UAI*, 2013.

- [12] Oluwasanmi Koyejo, Rajiv Khanna, Joydeep Ghosh, and Poldrack Russell. On prior distributions and approximate inference for structured variables. In *NIPS*, 2014.
- [13] Jun Liu, Shuiwang Ji, and Jieping Ye. Slep: Sparse learning with efficient projections, 2010.
- [14] Vincent Michel, Alexandre Gramfort, Gaël Varoquaux, Evelyn Eger, Christine Keribin, and Bertrand Thirion. A supervised clustering approach for fmri-based inference of brain states. *Pattern Recognition*, 45(6):2041–2049, 2012.
- [15] Radford Neal and Geoffrey E. Hinton. A view of the EM algorithm that justifies incremental, sparse, and other variants. In *Learning in Graphical Models*, pages 355–368. Kluwer Academic Publishers, 1998.
- [16] George L Nemhauser, Laurence A Wolsey, and Marshall L Fisher. An analysis of approximations for maximizing submodular set functions—i. *Mathematical Programming*, 14(1):265–294, 1978.
- [17] A. Sheikh, J. A Shelton, and J. Lücke. A truncated variational EM approach for spike-and-slab sparse coding. <http://arxiv.org/abs/1211.3589>, 2012.
- [18] Noah Simon, Jerome Friedman, Trevor Hastie, and Rob Tibshirani. A sparse-group lasso. *Journal of Computational and Graphical Statistics*, 2013.
- [19] Stephen M Smith, Peter T Fox, Karla L Miller, David C Glahn, P Mickle Fox, Clare E Mackay, Nicola Filippini, Kate E Watkins, Roberto Toro, Angela R Laird, et al. Correspondence of the brain’s functional architecture during activation and rest. *Proceedings of the National Academy of Sciences*, 106(31):13040–13045, 2009.
- [20] Maxim Sviridenko. A note on maximizing a submodular set function subject to a knapsack constraint. *Operations Research Letters*, 2004.
- [21] Michael E Tipping and Christopher M Bishop. Probabilistic principal component analysis. *Journal of the Royal Statistical Society: Series B (Statistical Methodology)*, 61(3):611–622, 1999.
- [22] David P Wipf and Srikantan S Nagarajan. A new view of automatic relevance determination. In *Advances in Neural Information Processing Systems*, pages 1625–1632, 2007.
- [23] Daniela M. Witten, Trevor Hastie, and Robert Tibshirani. A penalized matrix decomposition, with applications to sparse principal components and canonical correlation analysis. *Biostatistics*, 2009.



## A Proof of Theorem 3

*Proof.* We prove by mapping (4) to an equivalent problem by performing a variable change.

Let  $G_S := \bigcup_{i \in S} G_i$ . Note that the inner optimization  $\min_{|G_S| \leq k, q \in \mathcal{F}_{G_S}} \text{KL}(q \| p) = -\log p(\mathbf{x}_{G \setminus G_S})$  [12].

Define the function  $J : \mathcal{P}(r) \rightarrow \mathbb{R}$  as  $J(S) := \log p(\mathbf{x}_{G \setminus G_S} = 0)$ , and the function  $\tilde{J} : \mathcal{P}(r) \rightarrow \mathbb{R}$  as  $\tilde{J}(S) := J(S) - J(\emptyset)$ .

Define the costs associated with picking  $G_i$  as  $c_i = |G_i| \forall i \in [r]$ . The cost function of a set  $s \subset G$  can thus be written as  $c(s) := \sum_{\forall i \text{ s.t. } G_i \in s} c_i$ . The optimization problem 4 is then equivalent to  $\max_{\sum_{i \in S} c_i \leq k} \tilde{J}(S)$ .

The result follows from Theorem 1.  $\square$

## B Application: Group Sparse Linear Regression

Consider a generative model for  $n$  samples given by a linear model and an additive Gaussian noise:  $\mathbf{y} = \mathbf{Z}\boldsymbol{\beta} + \boldsymbol{\epsilon}$ , where  $y \in \mathbb{R}^n$  is the response,  $\mathbf{Z} \in \mathbb{R}^{n \times d}$  is the feature matrix, and  $\boldsymbol{\beta} \in \mathbb{R}^d$  is the vector of regression weights. The weights have an associated normal prior,  $\boldsymbol{\beta} \sim \mathcal{N}(\mathbf{0}, \mathbf{C})$  for a known  $\mathbf{C}$ . The noise  $\boldsymbol{\epsilon}$  is drawn from a Gaussian  $\boldsymbol{\epsilon} \sim \mathcal{N}(\mathbf{0}, \sigma^2 \mathbf{I})$ . The posterior distribution of  $\boldsymbol{\beta}$  is also a Gaussian,  $p(\boldsymbol{\beta} | \mathbf{y}) \sim \mathcal{N}(\boldsymbol{\mu}, \boldsymbol{\Sigma})$  and can be written in closed form by standard Bayes theorem with  $\boldsymbol{\Sigma}^{-1} = \mathbf{C}^{-1} + \frac{1}{\sigma^2} \mathbf{Z}^\top \mathbf{Z}$ , and,  $\boldsymbol{\mu} = \frac{1}{\sigma^2} \boldsymbol{\Sigma} \mathbf{Z}^\top \mathbf{y}$ .

Let  $G = \{G_1, G_2, \dots, G_r\}$  be the given set of groups so that  $\forall i \in [r], G_i \subset [d]$ , and  $\forall i \neq j, G_i \cap G_j = \emptyset$ . The optimization problem for sparse group selection is then given by (4). For the spacial case where  $p$  is Gaussian, the information projection to any structured subset remains in the Gaussian family [11]. Thus, the search for  $q$  in (4) can be restricted to Gaussians. Define  $\mathbf{r} = \frac{1}{\sigma^2} \mathbf{Z}^\top \mathbf{y}$ . It is easy to show by expanding the KL that (4) for group sparse linear regression is equivalent to the submodular maximization problem:

$$\max_{\{S \subset [r], S = \bigcup_{i \in S} G_i, |S| \leq k\}} \mathbf{r}_S^\top [\boldsymbol{\Sigma}^{-1}]_S \mathbf{r}_S - \log \det[\boldsymbol{\Sigma}^{-1}]_S. \quad (5)$$

Once the support  $s$  is selected, the respective approximate posterior  $q^*$  can be obtained as the respective conditional  $q^*(\mathbf{x}) = p(\mathbf{x} | \mathbf{x}_{S^c} = 0)$ .

### B.1 Experiment: Simulated data

We compare the proposed approach for group sparsity against the sparse-group lasso [18] implemented in the package SLEP [13] which is used in practice

as state of the art. We fix the ambient dimension to be  $d = 1000$ . We generate an arbitrary fixed weight vector  $\beta \in \mathbb{R}^d$  with all but  $k = 20$  dimensions zeroed out, arbitrarily separated into 5 groups of 4 each. We sample from the  $d$ -variate normal distribution with identity covariance  $n = 1000$  times to get the feature matrix  $\mathbf{X} \in \mathbb{R}^{n \times d}$ . Finally we obtain the response vector  $\mathbf{y} = \mathbf{X}\beta + \epsilon$ , where  $\epsilon \sim \mathcal{N}(0, \sigma^2)$  with  $\sigma^2$  being set with varying values of the Signal-to-Noise ratio (SNR) so that  $\text{SNR} = \{10000, 1000, 100, 10, 1, 0.1\}$  to generate 6 datasets. Note that  $\text{SNR} < 1$  implies variance of the noise is more than that of the signal. We split the data 50 – 10 – 40 into training, validation and test sets. We compare performance of GroupGreedyKL (group selection based on KL projection) and GroupLasso [18] on two metrics - the AUC of the support recovered, and  $R^2$  on test data. We use Bayes Factor to estimate  $k$  for GroupGreedyKL. For GroupLasso, we do a parameter sweep to get the best performing numbers. For each of the 6 different SNRs, data is generated 10 different times randomly and the average results are reported. The results are presented in Figure 3. GroupGreedyKL performs consistently better than GroupLasso, and degrades more gracefully as SNR decreases.

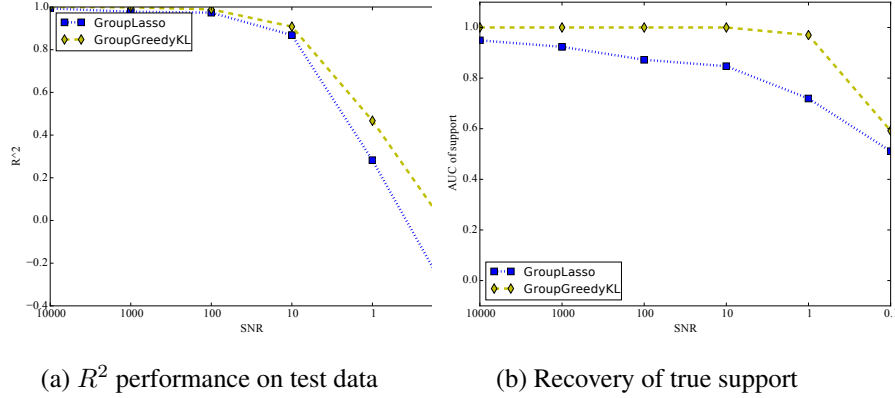


Figure 3: Group Sparse Regression performance on simulated data.