

Quasi-dynamical symmetries in the backbending of chromium isotopes

Raúl A. Herrera

*Department of Physics and
Center for Astrophysics and Space Sciences,
University of California San Diego,
9500 Gilman Drive, La Jolla, CA 92093*

Calvin W. Johnson

*Department of Physics, San Diego State University,
5500 Campanile Drive, San Diego, CA 92182 and
Center for Astrophysics and Space Sciences,
University of California San Diego,
9500 Gilman Drive, La Jolla, CA 92093*

Abstract

Background: Symmetries are a powerful way to characterize nuclear wave functions. A true dynamical symmetry, where the Hamiltonian is block-diagonal in subspaces defined by the group, is rare. More likely is a *quasi-dynamical* symmetry: states with different quantum numbers (i.e. angular momentum) nonetheless sharing similar group-theoretical decompositions.

Purpose: We use group-theoretical decomposition to investigate backbending, an abrupt change in the moment of inertia along the yrast line, in $^{48,49,50}\text{Cr}$: prior mean-field calculations of these nuclides suggest a change from strongly prolate to more spherical configurations as one crosses the backbending and increases in angular momentum.

Methods: We decompose configuration-interaction shell-model wavefunctions using the SU(2) groups L (total orbital angular momentum) and S (total spin), and the groups SU(3) and SU(4). We do not need a special basis but only matrix elements of Casimir operators, applied with a modified Lanczos algorithm.

Results: We find quasi-dynamical symmetries, albeit often of a different character above and below the backbending, for each group. While the strongest evolution was in SU(3), the decompositions did not suggest a decrease in deformation. We point out with a simple example that mean-field and SU(3) configurations may give very different pictures of deformation.

Conclusions: Persistent quasi-dynamical symmetries for several groups allow us to identify the members of a band and to characterize how they evolve with increasing angular momentum, especially before and after backbending.

I. INTRODUCTION

Backbending is an abrupt change in the nuclear moment of inertia along the yrast line [1], seen in nuclides ranging from ^{22}Ne [2] through the actinides [3]. In a rotational band with constant moment of inertia the gamma transition energy $E_\gamma(I) = E(I) - E(I - 2)$ grows steadily with angular momentum I , but in backbending $E_\gamma(I)$ abruptly falls and then rises again with a different slope, as illustrated in Fig. 1 for $^{48,49,50}\text{Cr}$.

There are three general explanations for the change in the moment of inertia [1]

- a change in deformation;
- a change from superfluid to normal phase;
- a change in alignment of quasiparticles.

Of course, backbending may be due to a mixture of these explanations; furthermore, it may not be the same for all nuclei [4].

Because backbending occurs mostly frequently in heavy nuclei, most calculations of backbending have used mean-field and related methods [5], such as cranked Hartree-Fock-Bogoliubov [6–9] and the (angular-momentum) projected shell model [10]. A favorite target of theory, however, has been backbending in the chromium isotopes [11–16], because in addition to mean-field and similar studies [4, 17, 18] one can fully diagonalize the nuclear Hamiltonian in the $1p-0f$ ($‘pf’$) shell using configuration-interaction methods [19–26].

We will discuss some of these prior investigations in more detail below. We are especially motivated, however by recent assertions [24] that that for ^{48}Cr the lower sub-band (below the backbending) can be associated with a well-defined intrinsic state, but not the upper sub-band (above the backbending). We follow this up by decomposing the nuclear wavefunctions into subspaces defined by group Casimir operators, that is, operators which are invariant under all elements of a Lie group and its related algebra [27–29]. We see strong characteristics of *quasi-dynamical symmetry*, that is, consistent fragmentation of the wavefunction with increasing I ; in most cases we see a change as one crosses the backbending, and in $\text{SU}(3)$ we see significant evolution of the fragmentation in the upper sub-band as I increases.

As described below in section IIB, we use an efficient method to decompose a wavefunction according to subspaces labeled by eigenvalues of Casimir operators. We choose total orbital angular momentum L and total spin S , both of which belong to group the group $\text{SU}(2)$, as well as the groups $\text{SU}(3)$, and $\text{SU}(4)$. We limit ourselves to two-body Casimirs.

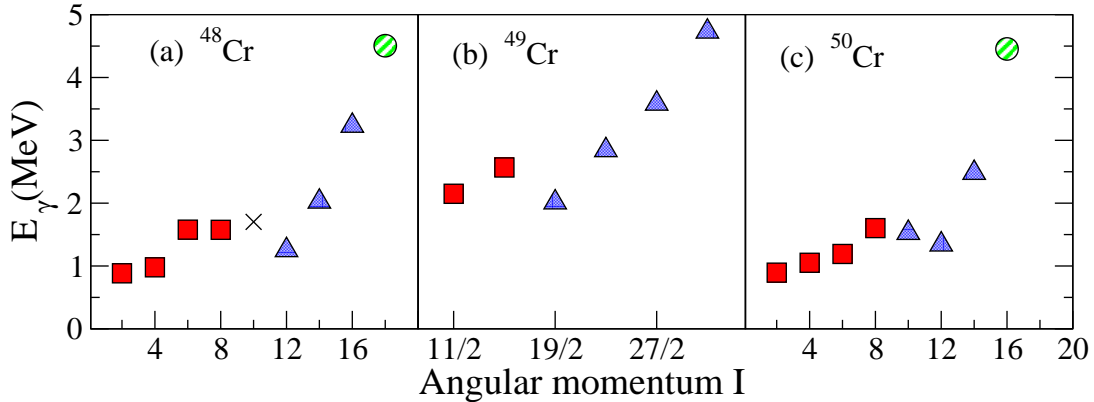


FIG. 1: (Color online) Backbending in $^{48-50}\text{Cr}$, as signaled by the evolution of $E_\gamma(I) = E(I) - E(I - 2)$. The distinct shapes/colors represent, to the best of our ability to identify, different configurations along the yrast as discussed in detail in the text: (red) solid squares for the lower sub-band, (blue) dotted triangles for the upper sub-band, and a black ‘x’ and (green) striped circle for upper and lower ‘intruder’ levels, respectively. The calculated values are in good agreement with experiment (not shown).

II. MICROSCOPIC METHODS

A. Configuration-interaction shell model

We carry out calculations in the framework of the configuration-interaction (CI) shell model [30–32], which expresses the nuclear Hamiltonian as a large-dimensional matrix in a basis of shell-model Slater determinants (antisymmetrized products of single-particle states), recasting the many-body Schrödinger equation as a matrix eigenvalue problem,

$$\hat{H}|\Psi_i\rangle = E_i|\Psi_i\rangle. \quad (1)$$

We find the low-lying eigenpairs, via the Lanczos algorithm, using the **BIGSTICK** configuration-interaction code [33]. Because the Hamiltonian is rotationally invariant, the total magnetic quantum number M (or J_z , the z component of the total angular momentum) is conserved and one can easily construct a basis with fixed M ; this is called an M -scheme basis.

Although *ab initio* calculations for $0p$ -shell nuclides are now routine, for the chromium isotopes we use the modified G-matrix interaction for the $1p-0f$ (pf) shell GXPF1 [34], which assumes a frozen ^{40}Ca core and valence particles restricted to the $1p-0f$ single-particle space. Like other high-quality semi-phenomenological interactions in the pf shell, calculated

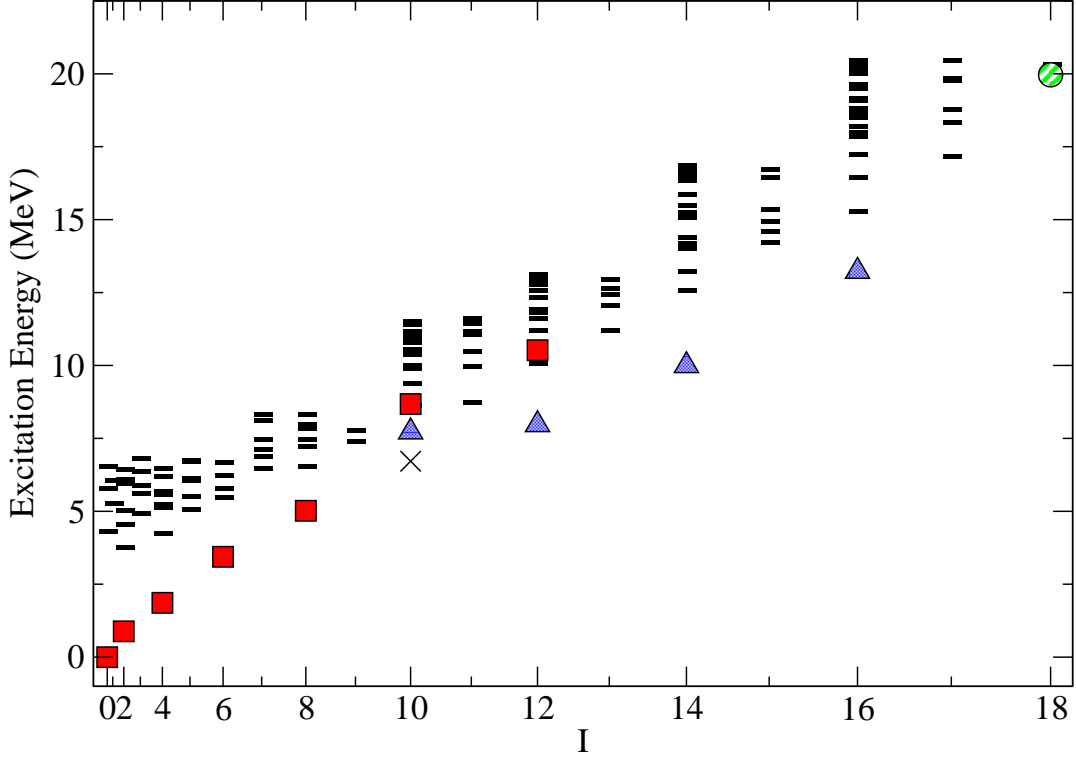


FIG. 2: (Color online) Calculated spectrum of ^{48}Cr . The x -axis (angular momentum I) is scaled as $I(I + 1)$ so as to emphasize rotational bands. The labeling of levels, i.e., (red) squares, (blue) triangles, and (green) circles, correspond to the same (initial) state as in Panel (a) of Fig. 1. According to our decompositions, the yrast state at $I = 10$, marked by as ‘x,’ belongs to neither the lower nor upper sub-bands. Bars indicate levels found in our calculation but which we do not decompose.

spectra using GXPF1 have good agreement with experiment (which we do not show to avoid further cluttering our figures). We also made decompositions in the same space using the monopole-modified Kuo-Brown effective interaction version KB3G [35] and the modified GXPF1 interaction, version A, [36] and found very similar results.

B. Group decomposition and quasi-dynamical symmetry

Modern computers allow us to carry out large scale calculations previously unimaginable. The M -scheme dimension for $^{48,49,50}\text{Cr}$ in the $1p-0f$ valence space are 2 million, 6 million, and 14.6 million, respectively, but fully converged low-lying states can be computed in a matter of minutes on a laptop, and leadership-class configuration-interaction calculations

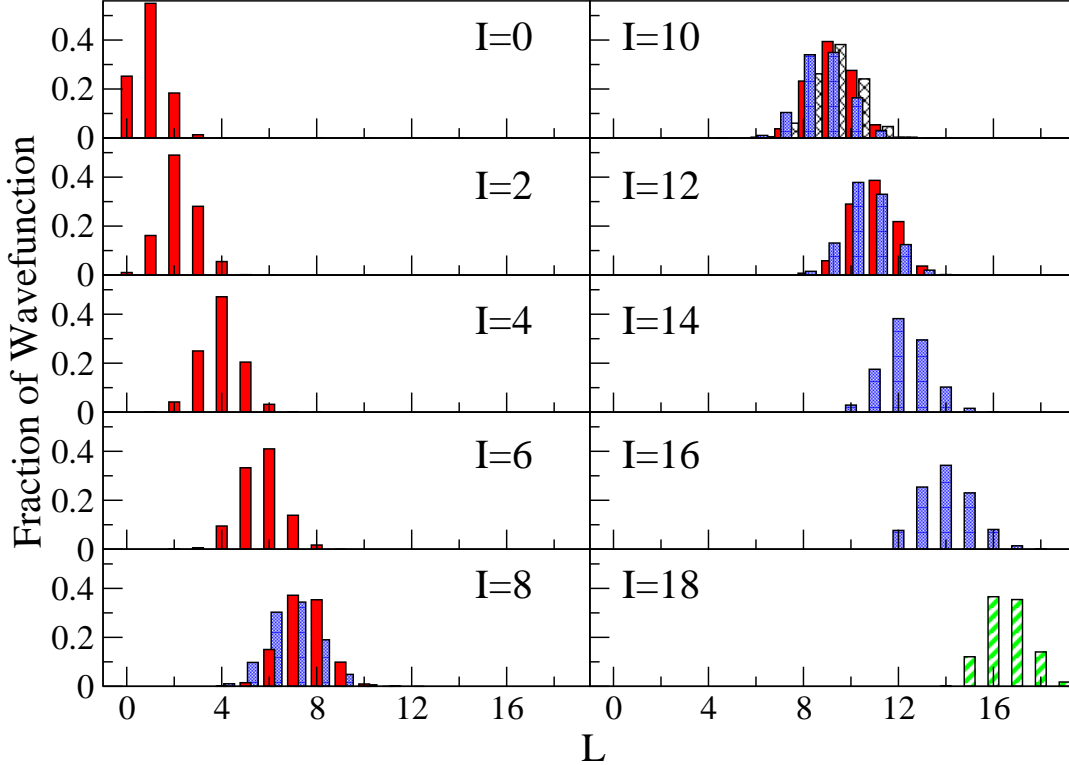


FIG. 3: (Color online) Decomposition of wavefunctions of ^{48}Cr into components of total L (orbital angular momentum). The fill (and color) scheme are matched to the levels shown in Fig. 2, i.e., (red) solid bars (lower sub-band), (blue) dotted (upper sub-band), and (black) cross-hatched, and (green) striped, intruder levels. Here and throughout we superimpose levels which have the same I but which belong to different sub-bands.

have basis dimensions of the order of 10^{10} . This begs the question: do we really need that many numbers?

One attempt to simplify the description of nuclei is through *dynamical symmetries*, where the Casimirs of a group commute with the nuclear Hamiltonian; then the eigenstates of the Hamiltonian will also be eigenstates of the Casimirs of the group, and one can just choose a basis within a single irreducible representation (irrep) of the group [27–29], which is the smallest possible subspace where all group elements are block-diagonal. (The simplest, though still nontrivial, example of this would be a J -scheme basis, where the states have fixed total angular momentum J rather than M . J -scheme bases are an order of magnitude smaller than M -scheme bases, but because each J -scheme state is a linear combination of M -scheme states, computing matrix elements is correspondingly more difficult and the

Hamiltonian matrix is significantly denser.) The most prominent choice is the group $SU(3)$, from which rotational bands arise naturally [37, 38], or its extension the symplectic group $Sp(3, \mathbb{R})$. We loosely say we decompose the wavefunctions into group irreps, although in our $SU(3)$ and $SU(4)$ examples we use only one Casimir operator for the decomposition, and hence technically we in those cases we are combining results from different irreps. In principle one could fully decompose into true irreps, but we chose not to, partly to avoid in using three-body Casimirs for $SU(3)$ as well as to keep our already busy figures become less readable.

Alas, it has long been known that the nuclear force, in particular the spin-orbit [39–41] and pairing [42] components, strongly mixes $SU(3)$. But not all is lost: While the wavefunctions are distributed or *fragmented* across many irreps, in many cases the patterns are strongly coherent and consistent across members of a band [39, 41]. This is the concept of *quasi-dynamical* symmetry [43–45] and helps to explain why $SU(3)$ dynamical symmetry works well phenomenologically even though it fails microscopically.

To illuminate quasi-dynamical symmetry, we decompose a wavefunction into subspaces labeled by Casimir eigenvalues. Given a wave function $|\Psi_i\rangle$, which is an eigenstate of the nuclear many-body Hamiltonian (1), and a group Casimir \hat{C} with eigenpairs

$$\hat{C}|z, \alpha\rangle = g(z)|z, \alpha\rangle \quad (2)$$

where z is a quantum number or numbers labeling subspaces of the group (for example, for $SU(2)$ I is a quantum number and $g(I) = I(I + 1)$; note that, for consistency with many past papers on backbending, we use I rather than J for nuclear angular momentum) and α labels distinct states in the subspace, that is, solutions of (2) degenerate in $g(z)$, we want to find the fraction $\mathcal{F}(z)$ of the wave function $|\Psi_i\rangle$ in the subspace labeled by z , that is,

$$\mathcal{F}(z) = \sum_{\alpha \in z} |\langle z, \alpha | \Psi_i \rangle|^2. \quad (3)$$

Luckily, there is an efficient method to find $\mathcal{F}(z)$ using the Lanczos algorithm [41, 46] that does not require finding all states in the irrep. This method only finds the magnitude in each subspace, not the phase. In the next section we plot $\mathcal{F}(z)$, the fraction of the wavefunction in the subspace labeled by z , versus either z (or $g(z)$, in the case of $SU(3)$ and $SU(4)$, where z represents several labels) as bar graphs for states along the yrast band.

The group Casimirs we use are: total orbital angular momentum \hat{L}^2 labeled by L ; total spin \hat{S}^2 labeled by S ; and the two-body Casimirs of $SU(3)$ and $SU(4)$.

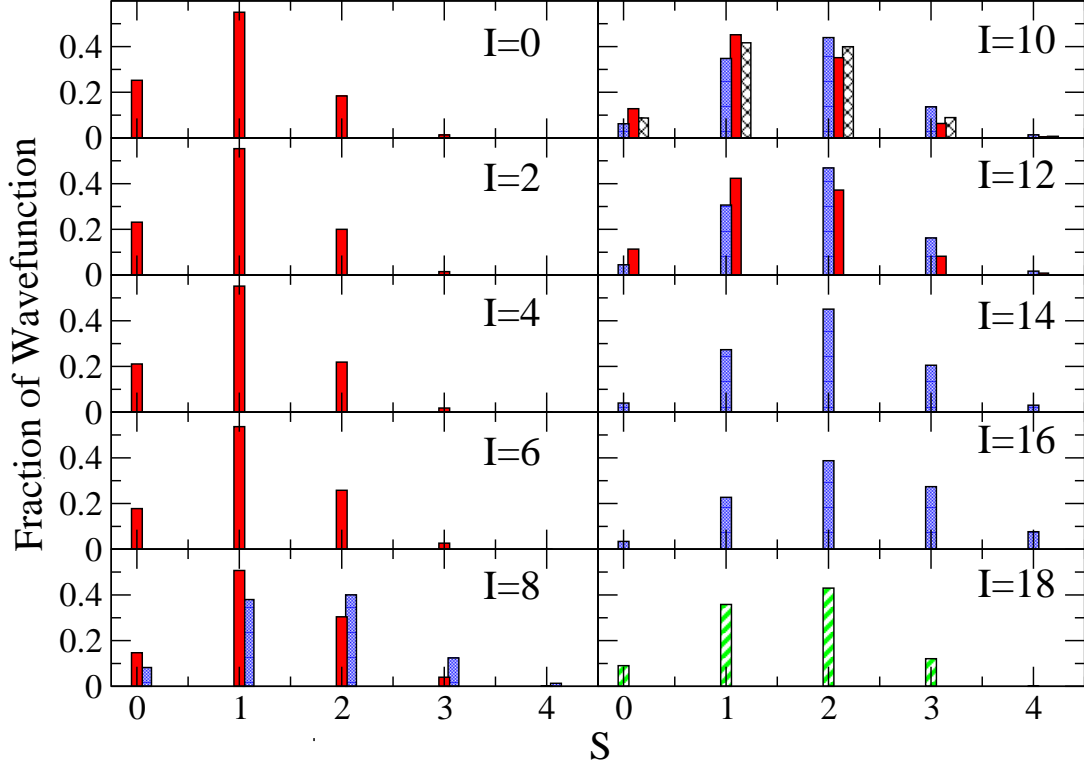


FIG. 4: (Color online) Decomposition of wavefunctions of ^{48}Cr into components of total S (spin). The fill (and color) scheme are the same as in Fig. 3.

The irreps of $SU(3)$ are labeled by the quantum numbers λ and μ via their Young tableaux [28], and which can be interpreted in terms of the standard deformation parameters β and γ (see Figure 2 in Ref. [47] or Figure 1 in Ref. [42]). We use only the two-body Casimir,

$$C_2(SU(3)) = \frac{1}{4} (\vec{Q} \cdot \vec{Q} + 3L^2), \quad (4)$$

where

$$Q_m = \sqrt{\frac{4\pi}{5}} \left(\frac{r^2}{b^2} Y_{2m}(\Omega_r) + b^2 p^2 Y_{2m}(\Omega_p) \right), \quad (5)$$

the (dimensionless) so-called Elliott quadrupole operator, whose matrix elements are nonzero only within a major harmonic oscillator shell; here Ω_r and Ω_p refer to the standard angles θ, ϕ in spherical coordinates for the position and momentum vectors, respective. This Casimir has eigenvalues $\lambda^2 + \lambda\mu + \mu^2 + 3\lambda + 3\mu$ (in the above b is the harmonic oscillator length parameter). One could distinguish between different combinations of λ and μ by including the third-order Casimir, which is numerically more challenging. We discuss interpretation of the $SU(3)$ decomposition in terms of deformation in Section III D.

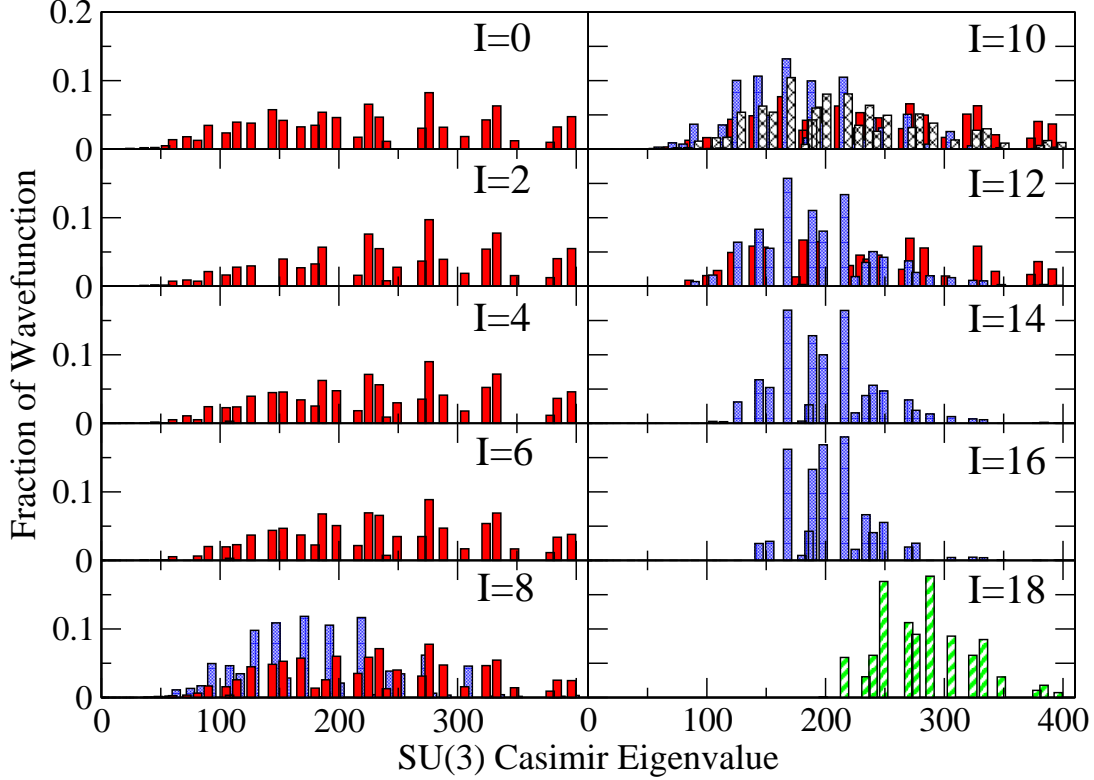


FIG. 5: (Color online) Decomposition of wavefunctions of ^{48}Cr into SU(3) irreps, labeled by eigenvalues of the two-body SU(3) Casimir (see text for definition). The fill (and color) scheme are the same as in Fig. 3.

Wigner suggested [48, 49] looking for an $SU(4)$ symmetry built upon $SU_S(2) \times SU_T(2)$, sometimes called a *supermultiplet*. The irreps of SU(4) are labeled by the quantum numbers P, P' , and P'' , which arise from the Young tableaux [28, 49], found by the Casimir operator

$$C_2(SU(4)) = \vec{S}^2 + \vec{T}^2 + 4 \sum_{i,j} (\vec{S}_i \cdot \vec{S}_j)(\vec{T}_i \cdot \vec{T}_j) \quad (6)$$

where the sum is over particles labeled by i, j , and which has eigenvalues [28, 49],

$$P(P+4) + P'(P'+2) + (P'')^2 \quad (7)$$

In the highest weight states, $P = S$ and $P' = T$. Despite its early history, SU(4) has recently been neglected, in part because it is badly broken in nuclei, for example in the sd and pf shells [50]. It has been primarily investigated in its role in the Wigner energy [51]. Although we confirm breaking of SU(4), we also demonstrate strong quasi-dynamical symmetry.

Group decompositions of the wavefunctions are of course not experimentally observable.

Prior work, however, in L - and S -decomposition comparing phenomenological and *ab initio* calculations demonstrated remarkable consistency [46].

III. RESULTS

Throughout we attempt as much as possible to use a consistent labeling scheme of levels, e.g for levels in the lower sub-band we use (red) solid circles for the excitation energies and (red) solid bars for the decomposition; for levels in the upper sub-band we use (blue) dotted triangles for excitation energies and (blue) dotted bars for decomposition; and finally for ‘intruder’ states, that is, levels which do not belong to either the upper or lower sub-bands, we use black ‘x’s and black cross-hatched bands and (green) striped circles/bars. In all of this we group together levels via quasi-dynamical symmetry, that is, by inspecting the decomposition into irreps. Using group decomposition and quasi-dynamical symmetry, we attempt to extend members of a band beyond the yrast in order to identify band crossings; we were able to do this for $^{48,50}\text{Cr}$ but not ^{49}Cr .

Although we attempt to give a reasonable summary of the existing literature, for purposes of comparison we emphasize those whose interpretations mostly clearly can be illuminated by our calculations, namely those which focus on shape deformations, and less so on K quantum numbers (the J_z value in the intrinsic frame) and quasi-particle excitations which, while of course relevant, are harder to connect to our group decompositions.

A. ^{48}Cr

We begin with backbending in ^{48}Cr [11, 12]. Fig. 2 shows the spectrum, spaced by $I(I+1)$ so that rotational bands are linear and easily picked out. In fact we see here and for our other two isotopes that the yrast bands are not ideal rotors but positioned between vibrational (linear in I) and rotational (quadratic in I).

Caurier *et al.* [19] compared a cranked Hartree-Fock-Bogoliubov (CHFB) calculation with the finite range Gogny force against a full pf -shell diagonalization. Both calculations yielded similar backbending and excellent agreement in $B(E2)$ values, quadrupole and magnetic dipole moments, and orbital occupations; the CHFB calculation showed an axially deformed rotor up to the backbend, while the yrast states after the backbend are more spherical

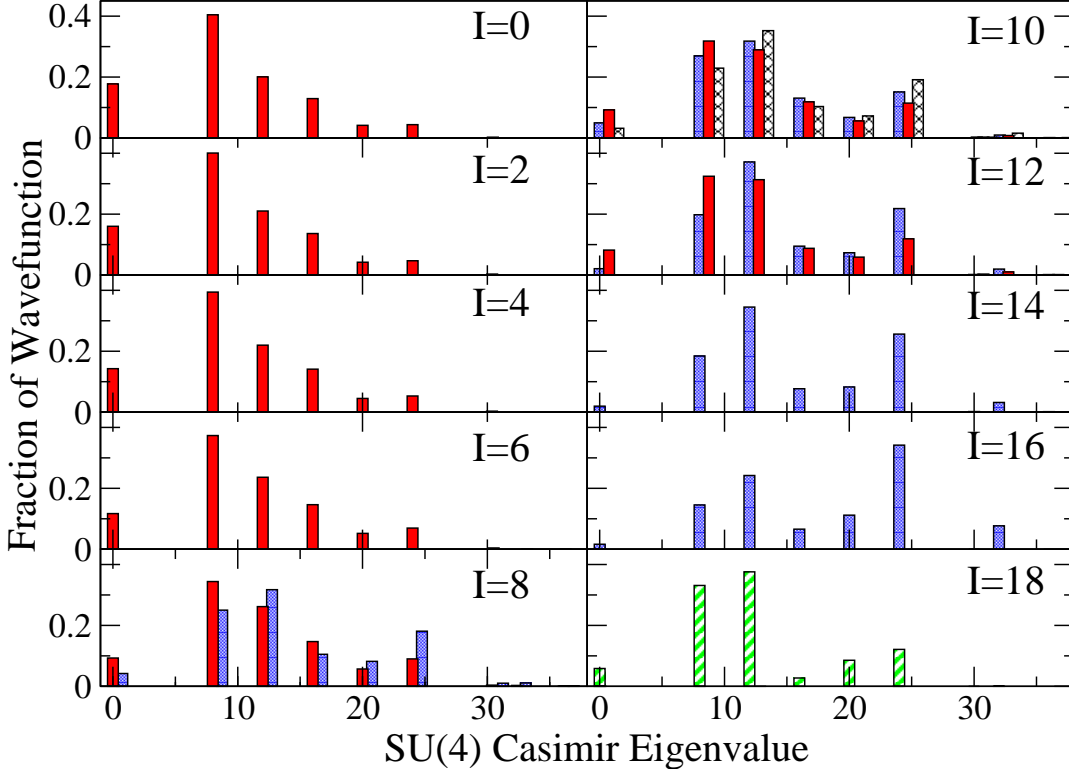


FIG. 6: (Color online) Decomposition of wavefunctions of ^{48}Cr into SU(4) irreps, labeled by eigenvalues of the two-body SU(4) Casimir (see text for definition). The fill (and color) scheme are the same as in Fig. 3.

and with the triaxiality parameter γ less well-defined. Because full space configuration-interaction (CI) calculations do not have an intrinsic frame, the deformation cannot be computed directly, but *Caurier et al.* argued that, given the good agreement between CI and CHFb in other quantities, the CHFb interpretation is likely robust.

Later calculations support this picture. A subsequent CHFb calculation [4] arrived at similar results, i.e., consistent axial deformation up to the backbending, and then rapid transition to a spherical nucleus. These authors emphasized the lack of a level crossing in the single-particle orbits, which is associated with backbending in heavier nuclides, and the importance of careful treatment of the residual interaction.

Calculations with the “projected shell model” or PSM [17], which uses a basis of deformed quasiparticle-quasihole states projected out with good angular momentum and particle number, also described the backbending of ^{48}Cr in terms of a spherical band crossing a deformed band; furthermore, they identified *two* crossings, the first around $I = 6$, where

a 2-quasiparticle (qp) band crosses the ground state 0-qp band, which does not show up as backbending, and the second, around $I = 10$, where a 4-qp band crosses the 2-qp band.

Finally the hybrid “projected configuration interaction” (PCI) [24], which is similar to the projected shell model but using deformed particle-hole states, that is, explicitly number-conserving, rather than quasiparticle-quasihole state, which are then projected out to good angular momentum and the Hamiltonian diagonalized in this basis, found results similar to that of Caurier *et al.* (Another germane difference is the PSM used a schematic interaction tuned to reproduce levels within their calculations, while the PCI uses semi-realistic shell-model interaction fitted within the full configuration space.) In particular they emphasized levels below the backbending are dominated by a single deformed intrinsic state, but not above the backbending.

Now we turn to our group decompositions for ^{48}Cr . The L -decompositions, Fig. 3, at first glance look like a intrinsic shape being spun up: the distribution of L is similar for all the yrast states, though shifted up as total angular momentum I increases. But there are subtleties. For example, the ground state is dominated by $L = 1$, while the states $I = 2, 4, 6, \dots$ have their strength centering roughly around $L = I$. Above the backbend at $I \approx 10$, this shifts; now the strength centers roughly around $L \approx I - 2$.

This pattern is of course echoed in the S decompositions (Fig. 4): below the backbend, the decomposition is dominated by $S = 1$, with some $S = 0$ which decreases, and $S = 2$ which increases slightly, while after the backbend $S = 2$ dominates with $S = 1, 3$ subdominant. Of course, in this space the maximum S is 4, which means when one reaches $I = 18$ the minimum L is 14; this helps to explain the shifting pattern in the L decomposition. Nonetheless, notice that the $I = 18$ state is significantly different, particular in S . This is easily understood: the ground state band is predominantly $(0f_{7/2})^8$ [19] but the maximum angular momentum for that configuration is $I = 16$.

The $\text{SU}(3)$ decompositions, Figs. 5, also show a pronounced change around the backbending. $\text{SU}(3)$ is highly fragmented, as is well known for the pf shell [41]. After the backbend, the distribution of $\text{SU}(3)$ is much more narrow and in fact narrows further with increasing I . K -band termination may be contributing to this evolution, with some $\text{SU}(3)$ (λ, μ) dropping out due to their maximum possible L values. On the other hand, the L - and S decompositions do not change much within the upper sub-band, until one reaches the termination of the $(0f_{7/2})^8$ configuration at $I = 16$.

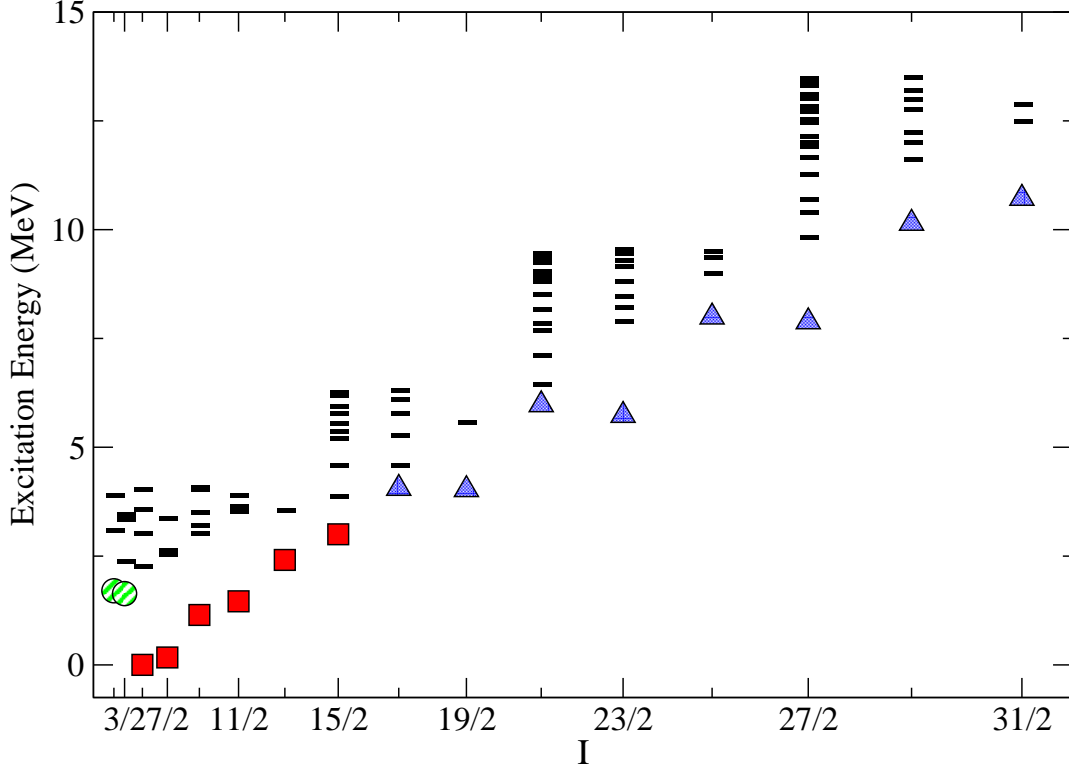


FIG. 7: (Color online) Calculated spectrum of ^{49}Cr . The x -axis (angular momentum I) is scaled as $I(I + 1)$ so as to emphasize rotational bands. The labeling of levels, i.e., red squares, blue triangles, and green circles, correspond to the same (initial) state as in Panel (b) in Fig. 1. Bars indicate levels found in our calculation but which we do not decompose.

Previous work on $\text{SU}(4)$ only showed its fragmentation [50], while we appear to be the first to demonstrate quasi-dynamical symmetry in $\text{SU}(4)$ in the pf shell, as in Fig. 6. The $\text{SU}(4)$ decomposition also changes dramatically at the backbend, although the spread does not evolve as it does so for $\text{SU}(3)$. Again the abrupt shifts at $I = 18$ is easily interpreted as the termination of the $(0f_{7/2})^8$ configuration band at $I = 16$. Interestingly, the change in the $\text{SU}(4)$ decomposition at the backbend is most pronounced for ^{48}Cr than for our other two nuclides. This is suggestive of studies investigating the relative role of isovector and isoscalar pairing in $N = Z$ and $N \neq Z$ nuclides, as in [51].

By using the decompositions we were able to identify levels which are not part of the yrast band but which do appear to be continuations of the component sub-bands. For example, we were able to trace the continuation of the lower sub-band up through $I = 12$, as well as trace the upper sub-band down to $I = 8$. Furthermore we can see the actually yrast level at

$I = 10$, marked by an ‘x’ in Fig. 2 and cross-hatched bars in Figs. 3-6 belongs to neither the lower nor the upper sub-bands.

B. ^{49}Cr

Fig. 7 shows the spectrum of ^{49}Cr spaced by $I(I + 1)$. The yrast band of ^{49}Cr has been measured up to $31/2^-$ [13, 14], which is the highest angular momentum we calculate. It was previously calculated in the full pf model space using shell-model CI [23], where the authors explicated the results in terms of Nilsson diagrams and detailed effects of the residual interaction; other calculations emphasize the role of K -bands and quasi-particle excitations of the intrinsic state [18, 25, 26].

As with all three of our nuclides, the L decompositions, Fig. 8, increase steadily with I ; similar to what we saw with ^{48}Cr , below the the L -decompositions for each angular momentum I centers around $L \approx I - 1/2$, while in the upper sub-band it centers around $L \approx I - 3/2$.

The spin decompositions, Fig. 9 show strong (but distinct) quasi-dynamical symmetry below and above the backbend, and could be approximated by taking the spin decompositions of ^{48}Cr and shifting up by $1/2$ unit of angular momentum (the L -decomposition also strongly parallel that of ^{48}Cr): below the backbend the yrast band is dominated by $S = 1/2, 3/2$, while above the backbend $S = 3/2, 5/2$ dominate.

Also like ^{48}Cr , the $\text{SU}(3)$ decomposition of ^{49}Cr , Fig. 10, is relatively coherent below the backbend, while above the backbend the distribution becomes narrower and has more pronounced evolution.

Fig. 11 shows strong quasi-dynamical symmetry in $\text{SU}(4)$, especially in the lower sub-band, but with significant coherence in the upper band as well; while there is a definite change across the backbend, it is not as dramatic as for ^{48}Cr . Here we were not able to identify continuations of the sub-bands beyond their locations on the yrast band.

In our figures we include the low-lying $I = 1/2, 3/2$ levels which, though part of the yrast band, are not the yrast band heads; in the S and $\text{SU}(4)$ decompositions they clearly are grouped with the rest of the low-lying yrast levels, but they have nontrivial differences in the other decompositions, most markedly in $\text{SU}(3)$.

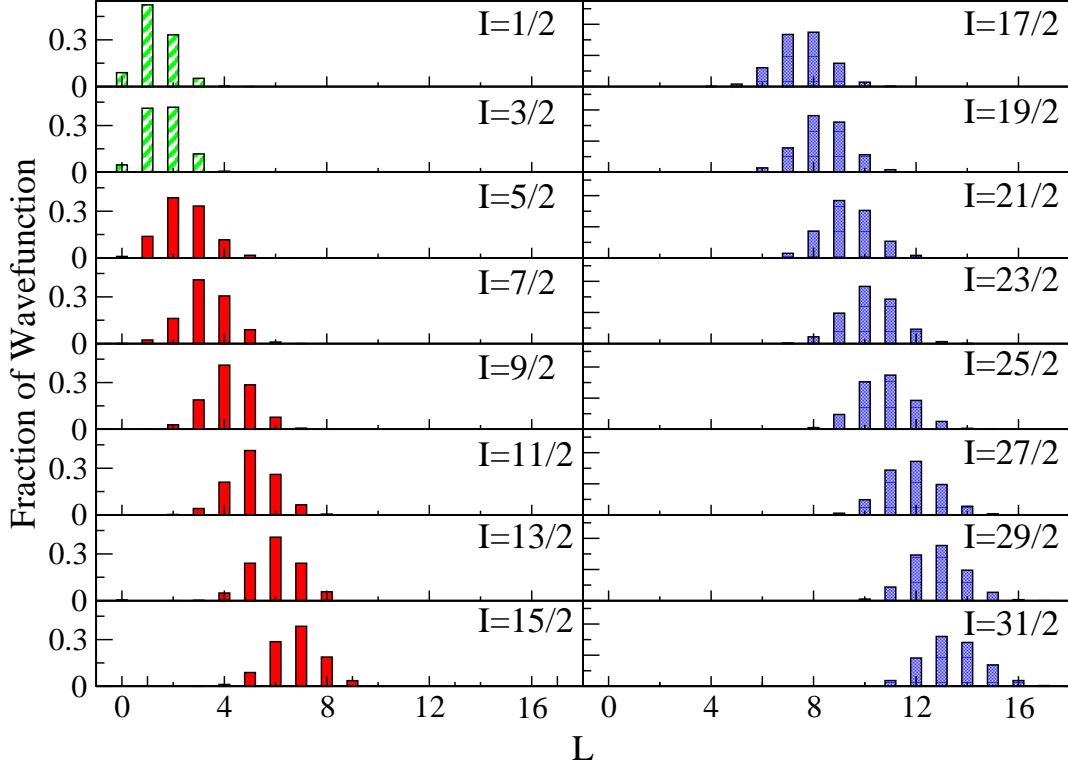


FIG. 8: (Color online) Decomposition of wavefunctions of ^{49}Cr into components of total L (orbital angular momentum). Much like Fig. 3, the fill (and color) scheme are matched to the levels shown in Fig. 7, i.e., (red) solid bars (lower sub-band), (blue) dotted (upper sub-band), and (green) striped, the lowest $I = 1/2, 3/2$ which technically are not part of the yrast line.

C. ^{50}Cr

The yrast band of ^{50}Cr has been measured up to $I^\pi = 18^+$ [14–16], as shown in Fig. 12, with backbending seen around $I \approx 10$ and a second backbending around $I \approx 16$ which is easily interpreted as the terminus of levels generated within the $(0f_{7/2})^{10}$ configuration. The origin of the change at the backbending is somewhat unclear within CI calculations; Martínez-Pinedo *et al* [22] interpret it as a shift from strongly prolate to weakly oblate, similar to what is seen in ^{48}Cr , yet Zamick *et al*, looking at the sign of the quadrupole moments in just the $(0f_{7/2})^{10}$ configuration space [21], argue instead the upper sub-band could belong to a high- K prolate band.

Similar to the work on ^{48}Cr [19], calculations using the configuration-interaction (CI) shell model were compared directly with cranked Hartree-Fock-Bogoliubov calculations [22],

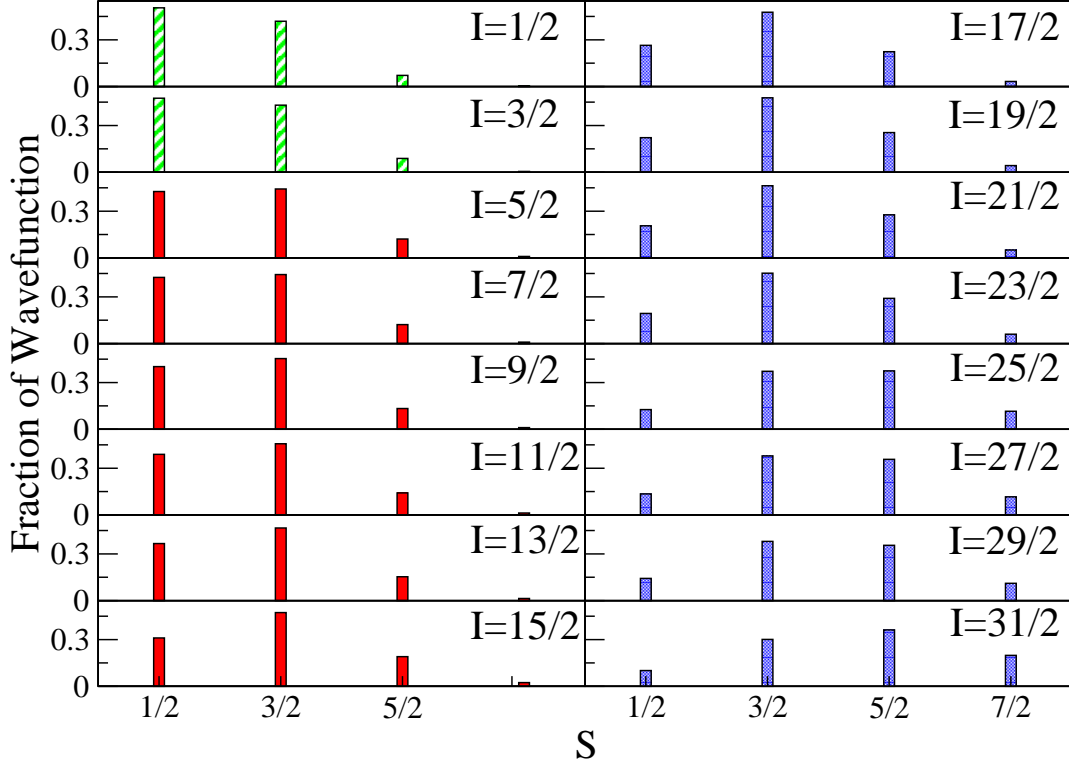


FIG. 9: (Color online) Decomposition of wavefunctions of ^{49}Cr into components of total S (spin). The fill (and color) scheme are the same as in Fig. 8.

and with similar results: both CI and CHFB showed backbending at $I \approx 10$ and $I \approx 16$; the latter is where pure $(0f_{7/2})^{10}$ configurations must terminate. In particular they find ^{50}Cr to be axially symmetric and prolate below $I \approx 10$, after which it becomes oblate and weakly triaxial, until it reaches $I \approx 16$ where, again at the termination of the $(0f_{7/2})^{10}$ configuration it becomes strongly triaxial.

While the decomposition in L , shown in Fig. 13, shows significant shifts at the two backbending points, the decompositions in S , Fig. 14, and $SU(4)$, Fig. 16, are more subtle than for our other two nuclides: in the run-up to the backbend, at $I = 6, 8$, the decompositions of both sub-bands are nearly identical, but as I increases up to and past the backbend at $I = 12$, the decompositions of the upper sub-band shows a stronger evolution. Like the other nuclides, in the $SU(3)$ decomposition, Fig. 15, we see strong quasi-dynamical symmetry in the lower sub-band, with strong changes at the two backbends, and the fragmentation becoming more narrow.

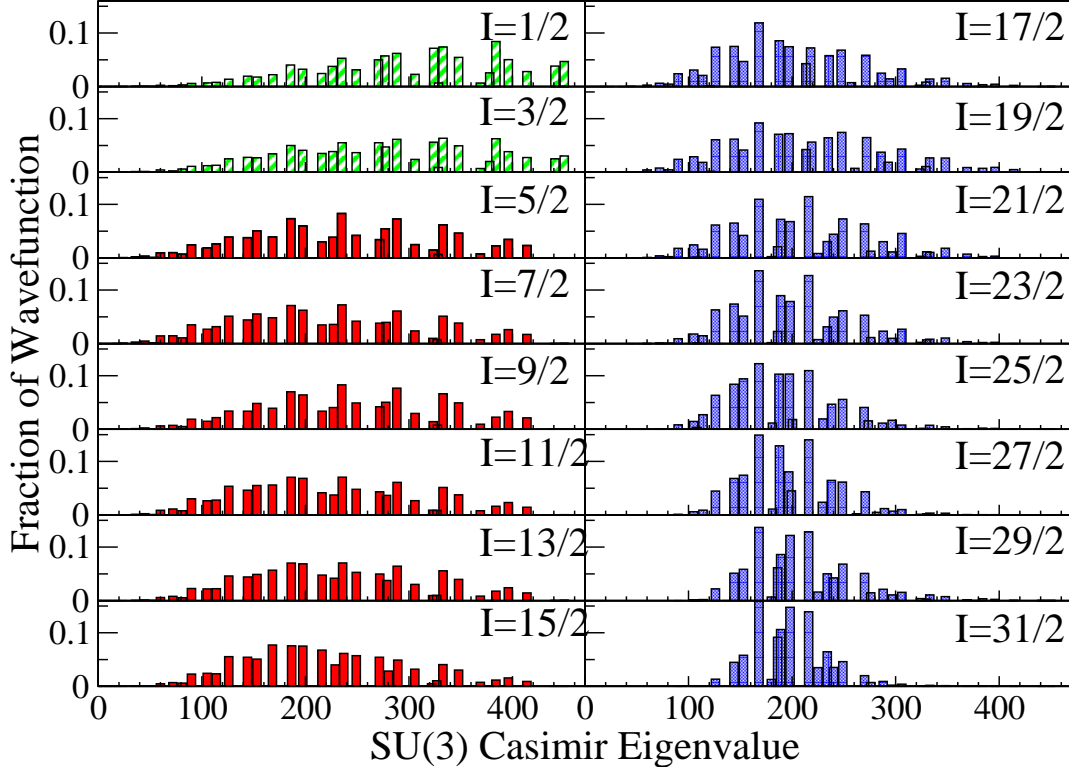


FIG. 10: (Color online) Decomposition of wavefunctions of ^{49}Cr into $SU(3)$ irreps. See text for the definition of the $SU(3)$ Casimir. The fill (and color) scheme are the same as in Fig. 8.

D. $SU(3)$ and deformations

For a given state wholly in an $SU(3)$ irrep labeled by (λ, μ) one can map it to a deformed shape and determine its deformation parameters β and γ ; in particular, the value of the two-body $SU(3)$ Casimir is proportional to β^2 [47]. This has been used in prior work to examine $SU(3)$ breaking by the pairing and spin-orbit forces [40, 42]. The broad fragmentations we see in $SU(3)$ is similar to the broad distributions of β and γ values in the presence of strong spin-orbit splitting in Figs. 2 and 3 of [40].

It is therefore tempting to interpret our $SU(3)$ decompositions as telling us something about deformation. By eye one can see, and we confirmed in detail, the expectation value of $C_2(SU(3))$ does not change much along the yrast line for each of our nuclides; by the above mapping this would suggest the average value of β^2 also remains near constant. This, however, contradicts prior work using mean-field frameworks suggesting $^{48,49,50}\text{Cr}$ are all strongly prolate, axially symmetric rotors below the backbend, while above the backbend

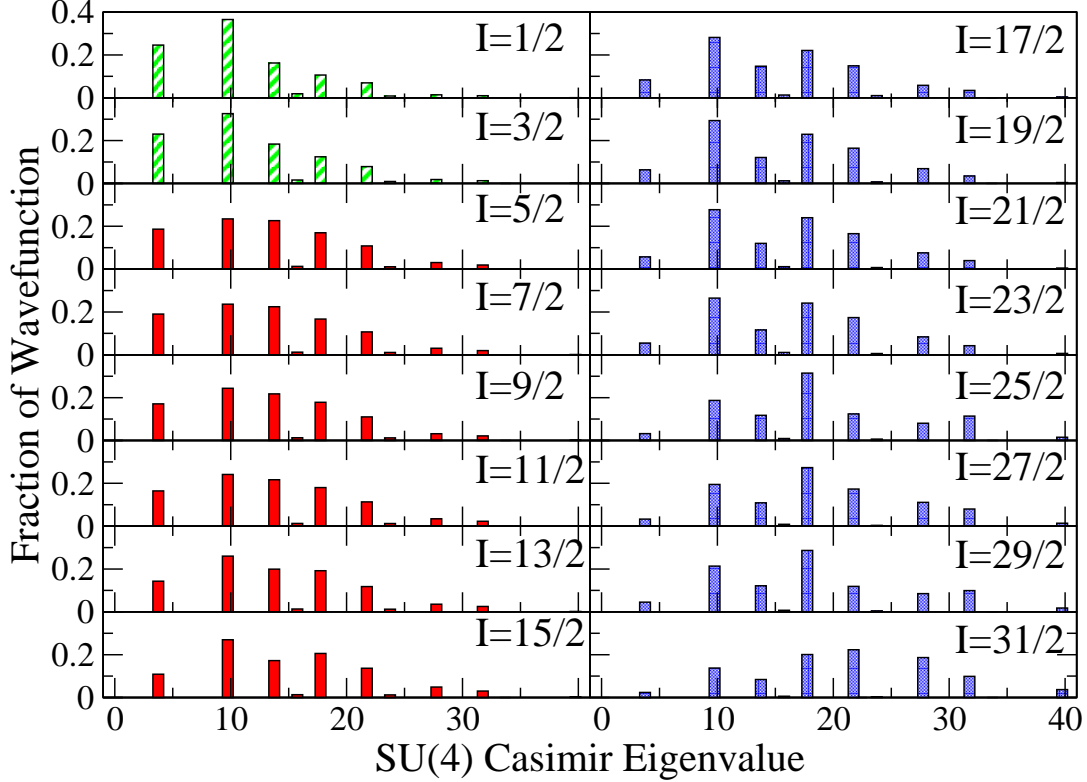


FIG. 11: (Color online) Decomposition of wavefunctions of ^{49}Cr into $\text{SU}(4)$ irreps. See text for the definition of the $\text{SU}(4)$ Casimir. The fill (and color) scheme are the same as in Fig. 8.

they becomes nearly spherical and are less well-interpreted in terms of a single intrinsic shape [4, 19, 22, 24, 26]. (Although we do not show it, we confirmed this behavior with a separate Hartree-Fock code using shell-model interactions.)

It is important to note that a deformed Slater determinant does not necessarily correspond to a single $\text{SU}(3)$ irrep. Rather, it can be fragmented across many group irreps, as previously demonstrated in [52], where a projected Hartree-Fock state had a much stronger overlap with the full configuration-interaction ground state wavefunction than the highest-weight $\text{SU}(3)$ state, driven predominantly by the single-particle spin-orbit force.

We can provide a class of simple examples which show the mapping of $\text{SU}(3)$ labels (λ, μ) to deformation can conflict with a simple mean-field picture. Consider a state which consists of a filled single- j shell, for example, ^{48}Ca where one fills the $0f_{7/2}$ shell with neutrons. This is a single Slater determinant and is a manifestly spherical shape: the expectation value of the quadrupole tensor vanishes. Yet if one decomposes it using the $\text{SU}(3)$ two-body Casimir,

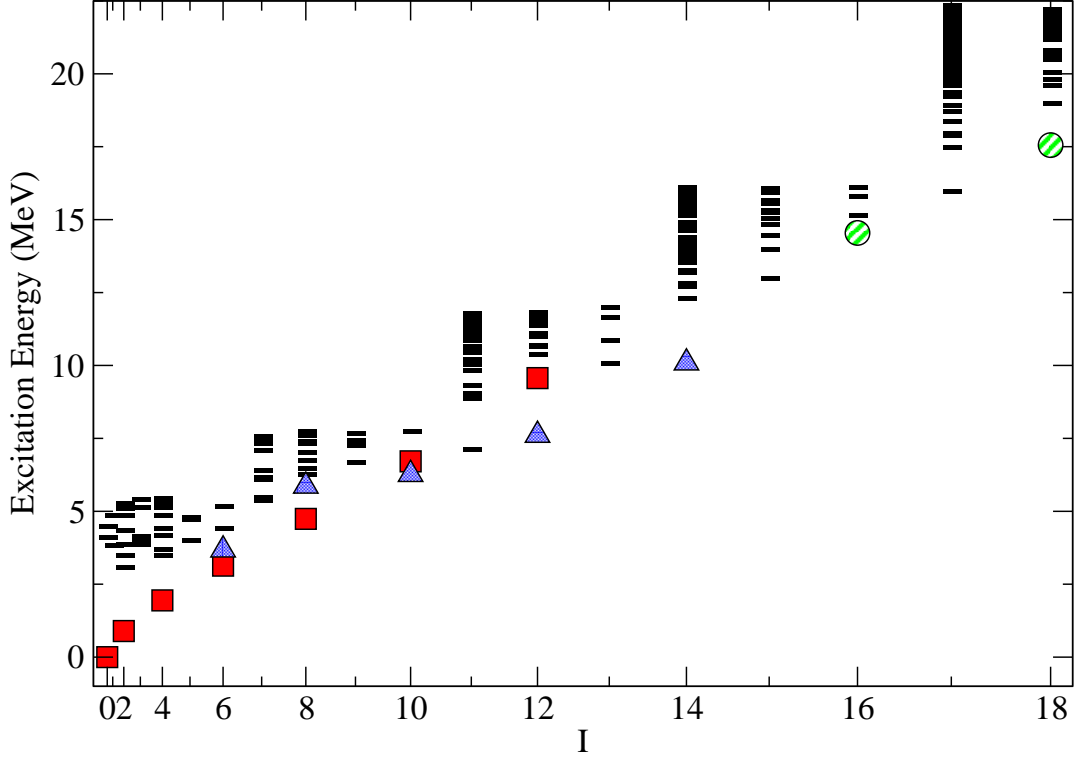


FIG. 12: (Color online) Calculated spectrum of ^{50}Cr . The x -axis (angular momentum I) is scaled as $I(I + 1)$ so as to emphasize rotational bands. The labeling of levels, i.e., (red) squares, (blue) triangles, and (green) circles, correspond to the same (initial) state as in Panel (a) of Fig. 1. Bars indicate levels found in our calculation but which we do not decompose.

it has only a 1% fraction in the spherical $(\lambda, \mu) = (0, 0)$ irrep; the rest of the wavefunction is broadly spread across many $\text{SU}(3)$ irreps. This result is not unique to ^{48}Ca , but occurs whenever one fills a j -shell but not its spin-orbit partner. The fact that one has large $\text{SU}(3)$ mixing is not surprising, given the spin-orbit splitting, but it also suggests a picture of deformation can depend strongly upon whether determined from a mean-field solution or from an $\text{SU}(3)$ decomposition.

IV. CONCLUSIONS AND ACKNOWLEDGEMENTS

In order to illuminate backbending in chromium isotopes, we carried out group decomposition of shell model CI wavefunctions, using total orbital angular momentum L , total spin S , and the two-body Casimir operators of $\text{SU}(3)$ and $\text{SU}(4)$. We saw strong quasi-

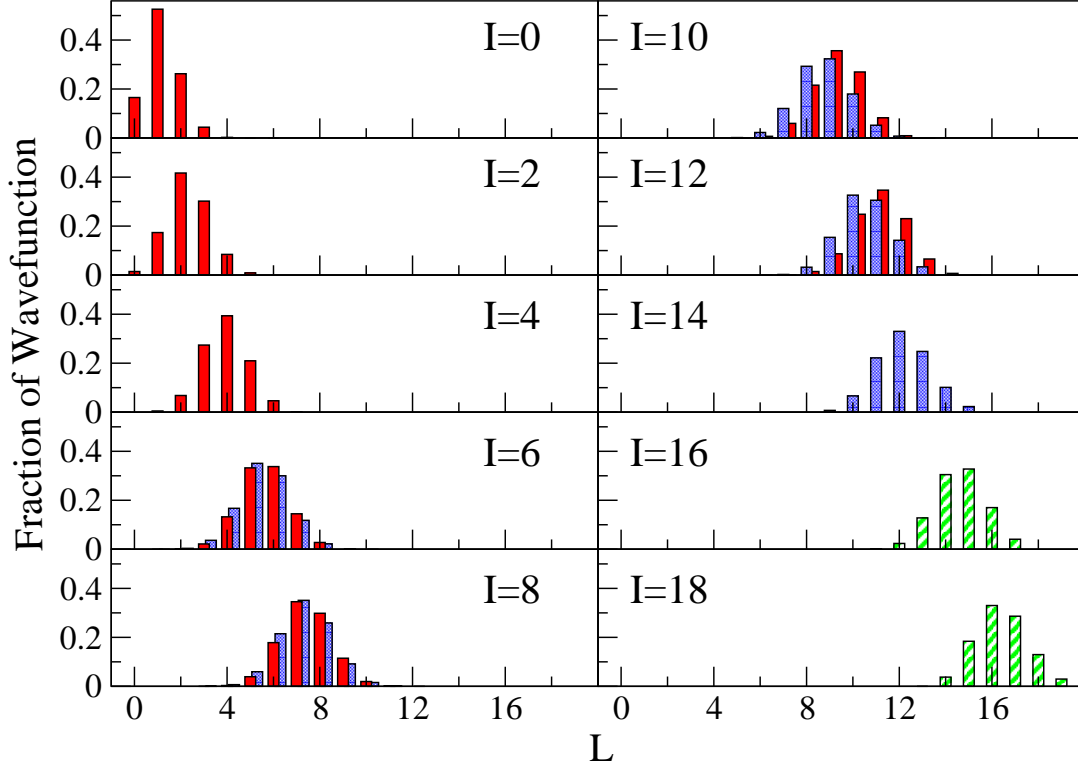


FIG. 13: (Color online) Decomposition of wavefunctions of ^{50}Cr into components of total L (orbital angular momentum). Decomposition of wavefunctions of ^{50}Cr into components of total L (orbital angular momentum). Much like Fig. 3, the fill (and color) scheme are matched to the levels shown in Fig. 12, i.e., (red) solid bars (lower sub-band), (blue) dotted (upper sub-band), and (green) striped (‘intruder,’ that is, outside of the $(0f_{7/2})^{10}$ configuration space). Here and throughout we superimpose levels which have the same I but which belong to different sub-bands.

dynamical symmetry in all cases, often with a significant shift in the fragmentation as one crosses from the lower to the upper sub-band. Above the backbend the SU(3) distributions show the largest evolution with increasing I , a narrowing of the distribution but with a nearly constant average. On one hand large expectation values of the SU(3) two-body Casimir eigenvalues suggest persistent large deformation, but mean-field calculations consistently depict the yrast states at high I have decreasing deformation. We note this clash of deformation pictures, that is, mean-field versus SU(3), can be found even in the very simple example of a simple spherical Slater determinant, a filled j -shell, which also has a broad distribution across many deformed SU(3) irreps.

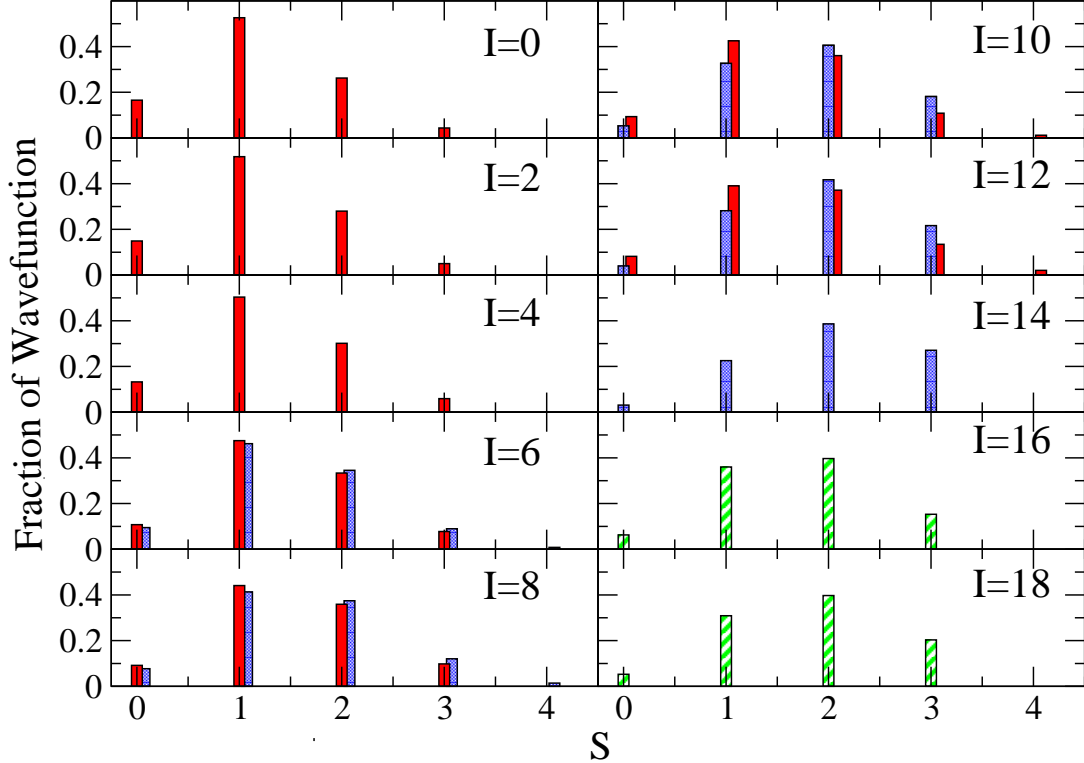


FIG. 14: (Color online) Decomposition of wavefunctions of ^{50}Cr into components of total S (spin). Fill (and color) scheme same as that of Fig. 13.

In contrast, spin S and $\text{SU}(4)$ show less evolution in the sub-bands, both below and above the backbending. $\text{SU}(4)$ shows the most pronounced shift in decomposition at the backbend in ^{48}Cr , much less so in our other two nuclides; nonetheless, we have demonstrated pervasive $\text{SU}(4)$ quasi-dynamical symmetry in the pf shell. Overall the L decomposition simply shows a steady and coherent increase in angular momentum.

Of course, the pf shell space is limited and the GXPF1 interaction is phenomenological and heavily renormalized relative to the ‘real’ nuclear force. While there has been work decomposing *ab initio* wavefunction for very light nuclei into $\text{SU}(3)$ irreps, [53], quasi-dynamical symmetry has not been deeply investigated in such calculations. We only note that one previous investigation, in the L and S decomposition only [46] in p -shell nuclei, showed remarkable congruence between results from phenomenological and *ab initio* interactions.

While it would be interesting to apply these same analyses to heavier nuclei with backbending, the fact that tractable model spaces for such nuclei general exclude spin-orbit partners makes exact decomposition impossible. One could consider pseudospin, pseudo-

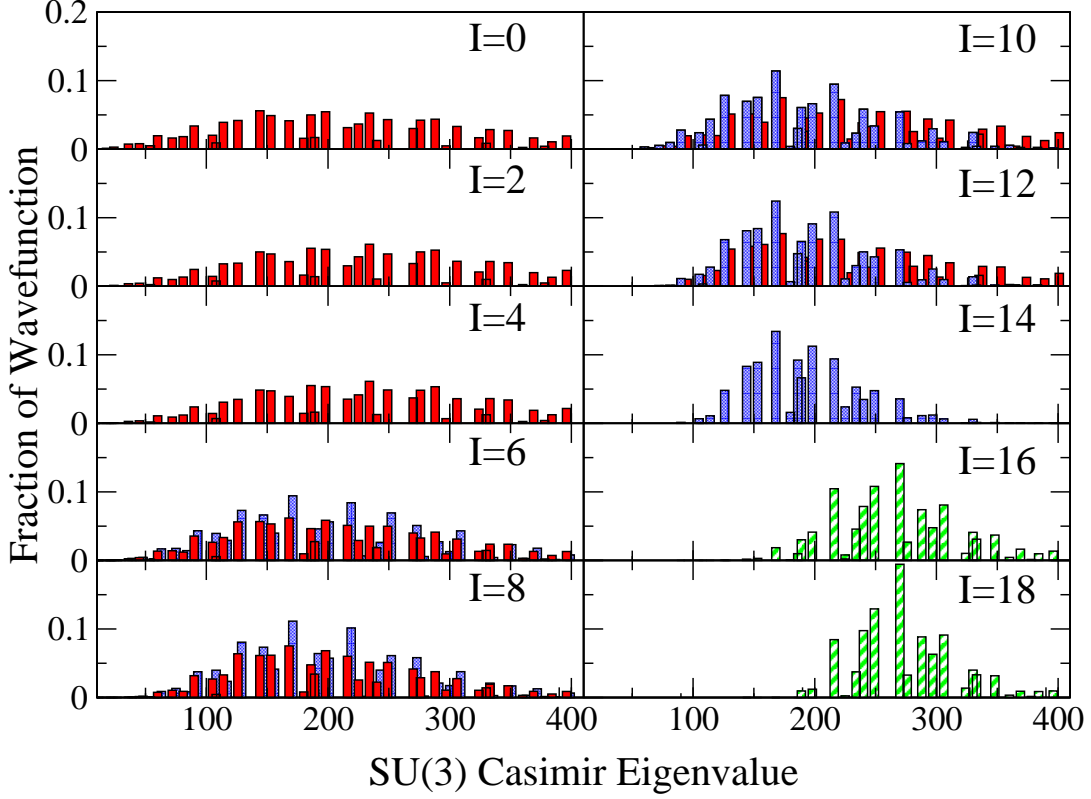


FIG. 15: (Color online) Decomposition of wavefunctions of ^{50}Cr into $\text{SU}(3)$ irreps. Fill (and color) scheme same as that of Fig. 13.

$\text{SU}(3)$, and other approximate symmetries, but this we also leave to future work.

This material is based upon work supported by the U.S. Department of Energy, Office of Science, Office of Nuclear Physics, under Award Number DE-FG02-03ER41272. We thank J. Escher, K. Launey, and P. van Isacker for stimulating discussions regarding the interpretation of deformation via $\text{SU}(3)$ irreps.

-
- [1] P. Ring and P. Schuck, *The nuclear many-body problem* (Springer Science & Business Media, 2004).
 - [2] E. M. Szanto, A. S. de Toledo, H. V. Klapdor, M. Diebel, J. Fleckner, and U. Mosel, *Phys. Rev. Lett.* **42**, 622 (1979).
 - [3] W. Spreng, F. Azgui, H. Emling, E. Grosse, R. Kulessa, C. Michel, D. Schwalm, R. S. Simon, H. J. Wollersheim, M. Mutterer, J. P. Theobald, M. S. Moore, N. Trautmann, J. L. Egido,

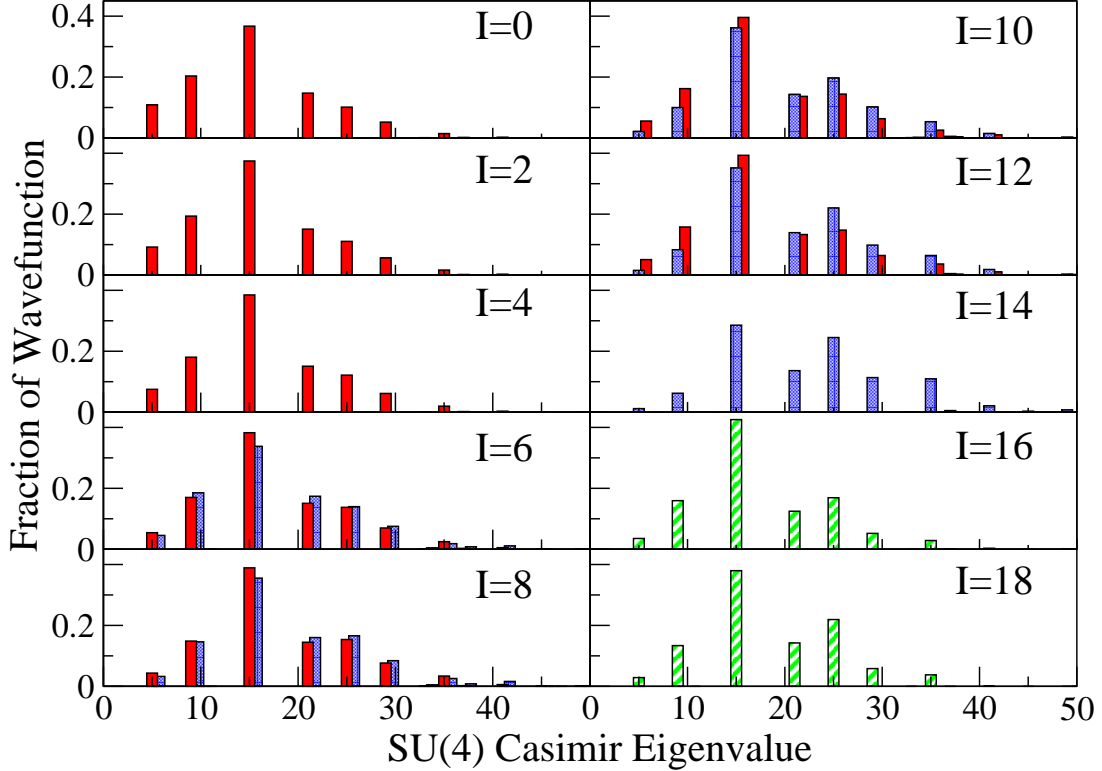


FIG. 16: (Color online) Decomposition of wavefunctions of ^{50}Cr into SU(4) irreps. Fill (and color) scheme same as that of Fig. 13.

and P. Ring, Phys. Rev. Lett. **51**, 1522 (1983).

- [4] T. Tanaka, K. Iwasawa, and F. Sakata, Phys. Rev. C **58**, 2765 (1998).
- [5] R. Bengtsson, I. Hamamoto, and B. Mottelson, Physics Letters B **73**, 259 (1978).
- [6] R. A. Sorensen, Nuclear Physics A **269**, 301 (1976).
- [7] S. Ówiok, J. Dudek, and Z. Szymański, Physics Letters B **76**, 263 (1978).
- [8] K. Sugawara-Tanabe and K. Tanabe, Physics Letters B **207**, 243 (1988).
- [9] S. Ówiok, W. Nazarewicz, J. Dudek, and Z. Szymański, Phys. Rev. C **21**, 448 (1980).
- [10] V. Velazquez, J. Hirsch, Y. Sun, and M. Guidry, Nuclear Physics A **653**, 355 (1999).
- [11] J. A. Cameron, M. A. Bentley, A. M. Bruce, R. A. Cunningham, W. Gelletly, H. G. Price, J. Simpson, D. D. Warner, and A. N. James, Phys. Rev. C **49**, 1347 (1994).
- [12] J. Cameron, J. Jonkman, C. Svensson, M. Gupta, G. Hackman, D. Hyde, S. Mullins, J. Rodriguez, J. Waddington, A. Galindo-Uribarri, H. Andrews, G. Ball, V. Janzen, D. Radford, D. Ward, T. Drake, M. Cromaz, J. DeGraaf, and G. Zwartz, Physics Letters B **387**, 266 (1996).

- [13] C. D. O’Leary, M. A. Bentley, D. E. Appelbe, D. M. Cullen, S. Ertürk, R. A. Bark, A. Maj, and T. Saitoh, *Phys. Rev. Lett.* **79**, 4349 (1997).
- [14] J. A. Cameron, J. L. Rodriguez, J. Jonkman, G. Hackman, S. M. Mullins, C. E. Svensson, J. C. Waddington, L. Yao, T. E. Drake, M. Cromaz, J. H. DeGraaf, G. Zwartz, H. R. Andrews, G. Ball, A. Galindo-Uribarri, V. P. Janzen, D. C. Radford, and D. Ward, *Phys. Rev. C* **58**, 808 (1998).
- [15] S. M. Lenzi, C. A. Ur, D. R. Napoli, M. A. Nagarajan, D. Bazzacco, D. M. Brink, M. A. Cardona, G. de Angelis, M. De Poli, A. Gadea, D. Hojman, S. Lunardi, N. H. Medina, and C. R. Alvarez, *Phys. Rev. C* **56**, 1313 (1997).
- [16] F. Brandolini, J. Sanchez-Solano, S. M. Lenzi, N. H. Medina, A. Poves, C. A. Ur, D. Bazzacco, G. De Angelis, M. De Poli, E. Farnea, A. Gadea, D. R. Napoli, and C. Rossi-Alvarez, *Phys. Rev. C* **66**, 021302 (2002).
- [17] K. Hara, Y. Sun, and T. Mizusaki, *Phys. Rev. Lett.* **83**, 1922 (1999).
- [18] V. Velázquez, J. G. Hirsch, and Y. Sun, *Nuclear Physics A* **686**, 129 (2001).
- [19] E. Caurier, J. L. Egido, G. Martínez-Pinedo, A. Poves, J. Retamosa, L. M. Robledo, and A. P. Zuker, *Phys. Rev. Lett.* **75**, 2466 (1995).
- [20] E. Caurier, A. P. Zuker, A. Poves, and G. Martínez-Pinedo, *Phys. Rev. C* **50**, 225 (1994).
- [21] L. Zamick, M. Fayache, and D. C. Zheng, *Phys. Rev. C* **53**, 188 (1996).
- [22] G. Martínez-Pinedo, A. Poves, L. M. Robledo, E. Caurier, F. Nowacki, J. Retamosa, and A. Zuker, *Phys. Rev. C* **54**, R2150 (1996).
- [23] G. Martínez-Pinedo, A. P. Zuker, A. Poves, and E. Caurier, *Phys. Rev. C* **55**, 187 (1997).
- [24] Z.-C. Gao, M. Horoi, Y. S. Chen, Y. J. Chen, and Tuya, *Phys. Rev. C* **83**, 057303 (2011).
- [25] F. Brandolini and C. A. Ur, *Phys. Rev. C* **71**, 054316 (2005).
- [26] A. Juodagalvis, I. Ragnarsson, and S. Åberg, *Phys. Rev. C* **73**, 044327 (2006).
- [27] J.-Q. Chen, J. Ping, and F. Wang, *Group representation theory for physicists*, Vol. 7 (World Scientific, 1989).
- [28] I. Talmi, *Simple models of complex nuclei* (CRC Press, 1993).
- [29] D. J. Rowe and J. L. Wood, *Fundamentals of nuclear models: Foundational models* (World Scientific, 2010).
- [30] P. Brussard and P. Glaudemans, *Shell-model applications in nuclear spectroscopy* (North-Holland Publishing Company, Amsterdam, 1977).

- [31] B. A. Brown and B. H. Wildenthal, *Annual Review of Nuclear and Particle Science* **38**, 29 (1988).
- [32] E. Caurier, G. Martinez-Pinedo, F. Nowacki, A. Poves, and A. P. Zuker, *Reviews of Modern Physics* **77**, 427 (2005).
- [33] C. W. Johnson, W. E. Ormand, and P. G. Krastev, *Computer Physics Communications* **184**, 2761 (2013).
- [34] M. Honma, T. Otsuka, B. A. Brown, and T. Mizusaki, *Phys. Rev. C* **65**, 061301 (2002).
- [35] A. Poves, J. Sánchez-Solano, E. Caurier, and F. Nowacki, *Nuclear Physics A* **694**, 157 (2001).
- [36] M. Honma, T. Otsuka, B. Brown, and T. Mizusaki, *Eur. Phys. J. A* **25**, 499 (2005).
- [37] J. Elliott, in *Proceedings of the Royal Society of London A: Mathematical, Physical and Engineering Sciences*, Vol. 245 (The Royal Society, 1958) pp. 128–145.
- [38] M. Harvey, in *Advances in nuclear physics* (Springer, 1968) pp. 67–182.
- [39] P. Rochford and D. Rowe, *Physics Letters B* **210**, 5 (1988).
- [40] J. Escher, C. Bahri, D. Troltenier, and J. Draayer, *Nuclear Physics A* **633**, 662 (1998).
- [41] V. G. Gueorguiev, J. P. Draayer, and C. W. Johnson, *Phys. Rev. C* **63**, 014318 (2000).
- [42] C. Bahri, J. Escher, and J. Draayer, *Nuclear Physics A* **592**, 171 (1995).
- [43] C. Bahri, D. J. Rowe, and W. Wijesundera, *Phys. Rev. C* **58**, 1539 (1998).
- [44] D. J. Rowe, in *The Nucleus* (Springer, 2000) pp. 379–395.
- [45] C. Bahri and D. Rowe, *Nuclear Physics A* **662**, 125 (2000).
- [46] C. W. Johnson, *Phys. Rev. C* **91**, 034313 (2015).
- [47] O. Castaños, J. P. Draayer, and Y. Leschber, *Z. Phys. A* **329**, 33 (1988).
- [48] E. Wigner, *Phys. Rev.* **51**, 106 (1937).
- [49] K. Hecht and S. C. Pang, *Journal of Mathematical Physics* **10**, 1571 (1969).
- [50] P. Vogel and W. E. Ormand, *Phys. Rev. C* **47**, 623 (1993).
- [51] A. Poves and G. Martinez-Pinedo, *Physics Letters B* **430**, 203 (1998).
- [52] C. W. Johnson, I. Stetcu, and J. P. Draayer, *Phys. Rev. C* **66**, 034312 (2002).
- [53] T. Dytrych, K. D. Launey, J. P. Draayer, P. Maris, J. P. Vary, E. Saule, U. Catalyurek, M. Sosonkina, D. Langr, and M. A. Caprio, *Phys. Rev. Lett.* **111**, 252501 (2013).