

Want Drugs? Use Python.

Michał Nowotka^{*†}, George Papadatos[†], Mark Davies[†], Nathan Dedman[†], Anne Hersey[†]

Abstract—We describe how Python can be leveraged to streamline the curation, modelling and dissemination of drug discovery data as well as the development of innovative, freely available tools for the related scientific community. We look at various examples, such as chemistry toolkits, machine-learning applications and web frameworks and show how Python can glue it all together to create efficient data science pipelines.

Index Terms—drugs, drug-design, chemistry, cheminformatics, pipeline

1 INTRODUCTION

ChEMBL [ChEMBL12], [ChEMBL14] is a large open access database resource in the field of computational drug discovery, chemoinformatics, medicinal chemistry [MedChem] and chemical biology. Developed by the Chemogenomics team at the European Bioinformatics Institute, the ChEMBL database stores curated two-dimensional chemical structures and standardised quantitative bioactivity data alongside calculated molecular properties. The majority of the ChEMBL data is derived by manual extraction and curation from the primary scientific literature, and therefore covers a significant fraction of the publicly available chemogenomics space.

In this paper, we describe how Python is used by the ChEMBL group, in order to process data and deliver high quality tools and services. In particular, we cover the following topics:

1. Distributing data
2. Performing core cheminformatics operations
3. Rapid data analysis and prototyping
4. Curating data

2 DATA DISTRIBUTION

ChEMBL offers two basic channels to share its contents: [SQL dump downloads](#) via FTP and [web services](#). Both channels have different characteristics - data dumps are typically used by organizations ready to host their own private instance of the database. This method requires downloading a SQL dump file and hosting on a machine (physical or virtual). This approach can be expensive, both in terms of time and hardware

infrastructure costs. An alternative approach to accessing the ChEMBL data, is to use the dedicated web services. This method, supported with detailed online documentation and examples, can be used by developers, who wish to create simple widgets, web sites, RIAs or mobile applications, that consume chemical and biological data.

The ChEMBL team uses Python to deliver the SQL dumps and web services to end users. In the case of the SQL dumps, the [Django ORM](#) (Object Relational Mapping) is employed to export data from a production [Oracle](#) database into two other popular formats: [MySQL](#) and [PostgreSQL](#). The [Django data model](#), which describes the ChEMBL database schema, is responsible for translating incompatible data types, indicating possible problems with data during the fully automated [migration process](#). After data is populated to separate Oracle, MySQL and PostgreSQL instances, the SQL dumps in the respective dialects are produced.

The Django ORM is also used by the web services [WS15]. This technique simplifies the implementation of data filtering, ordering and pagination by avoiding raw SQL statements inside the code. The entire ChEMBL web services code base is written in Python using the [Django framework](#), [Tastypie](#) (used to expose RESTful resources) and [Gunicorn](#) (used as an application server). In production, Oracle is used as a database engine and [MongoDB](#) for caching results. As a plus, the ORM allows for the same codebase to be used with open source database engines.

Currently, the ChEMBL web services provide 18 distinct resource endpoints, which offer advanced filtering and ordering of the results in JSON, JSONP, XML and YAML formats. The web services also support CORS, which allows them to be accessed via AJAX calls from web pages. There is also an [online documentation](#), that allows users to perform web services calls from a web browser.

The [web services codebase](#) is Apache 2.0 licensed and available from [GitHub](#). The code is also registered in the Python Package Index (PyPI), which allows quick deployment by third-party organizations hosting the ChEMBL database.

3 PERFORMING CORE CHEMINFORMATICS OPERATIONS

There are some commonly used algorithms and methods, that are essential in the field of cheminformatics. These include:

1. 2D/3D compound depiction.
2. Finding compounds similar to the given query compound with some similarity threshold.

* Corresponding author: mnowotka@ebi.ac.uk

† European Molecular Biology Laboratory, European Bioinformatics Institute (EMBL-EBI), Wellcome Genome Campus, Hinxton, Cambridgeshire CB10 1SD, UK

Copyright © 2015 Michał Nowotka et al. This is an open-access article distributed under the terms of the Creative Commons Attribution License, which permits unrestricted use, distribution, and reproduction in any medium, provided the original author and source are credited. <http://creativecommons.org/licenses/by/3.0/>

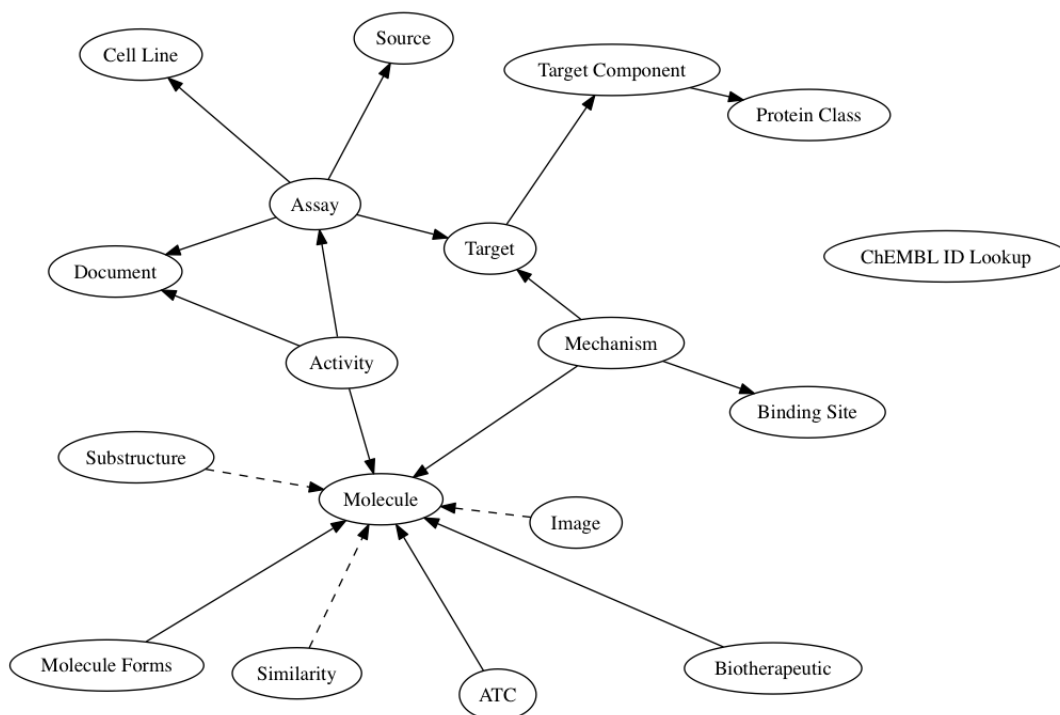


Fig. 1: Diagram depicting relations between resources. Ellipses represent ChEMBL web service endpoints and the line between two resources indicates that they share a common attribute. The arrow direction shows where the primary information about a resource type can be found. A dashed line indicates the relationship between two resources behaves differently.

3. Finding all compounds, that have the given query compound as substructure.
4. Computing useful descriptors, such as molecular weight, polar surface area, number of rotatable bonds etc.
5. Converting between popular chemical formats/identifiers such as SMILES, InChI, MDL molfile.

There are several software libraries, written in different languages, that implement some or all of the operations described above. Two of these toolkits offer robust and comprehensive functionality, coupled with a permissive license, namely **RDKit** (developed and maintained by Greg Landrum) and **Indigo** (created by GGA software, now **Epam**). They both provide Python bindings and database cartridges, that, among other things, allow performing substructure and similarity searches on compounds stored in RDBMS.

The ChEMBL web services that we've described so far are focused on the retrieval of structured data stored in databases. Talking with colleagues, we've identified a gap in efficient pipelines, that allow researchers to handle data process and curating chemical datasets, and we thus focused on building additional *cheminformatics-focused* services. To fix this gap, the **Beaker** project was setup. Beaker [Beaker14] exposes most functionality offered by RDKit using REST. This means that the functionality RDKit provides, can now be accessed *via* HTTP, using any programming language, without requiring a local RDKit installation.

Following a similar setup to the *data* part of ChEMBL web services, the *utils* part (Beaker) is written in pure Python (using

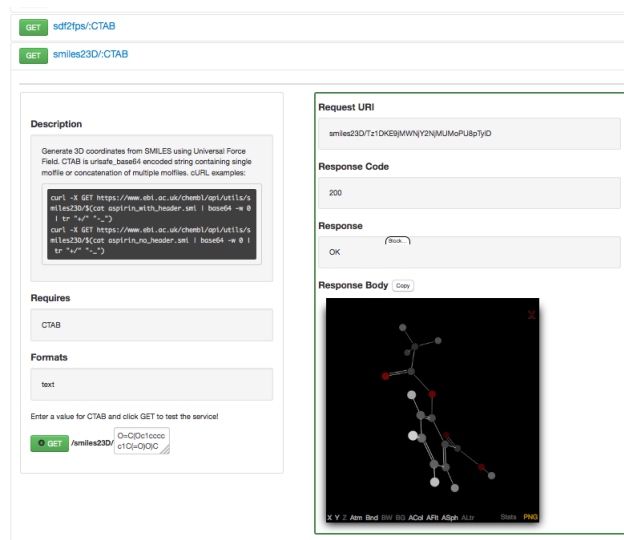


Fig. 2: ChEMBL Beaker online documentation

Bottle framework), Apache 2.0 licensed, available on GitHub, registered to PyPI and has its own [live online documentation](#). This means, that it is possible to quickly set up a local instance of the Beaker server.

In order to facilitate Python software development, the **ChEMBL client library** has been created. This small Python package wraps around **Requests library**, providing more convenient API, similar to **Django QuerySet**, offering lazy evaluation of results, chaining filters and caching results locally. This effectively reduces the number of requests to the remote server,

which speeds up data retrieval process. The package covers full ChEMBL web services functionality, allowing users to retrieve data as well as perform chemical computations without installing chemistry toolkits.

The following code example demonstrates how to retrieve all approved drugs for a given target:

```
from chembl_webresource_client.new_client \
    import new_client

# Receptor protein-tyrosine kinase erbB-2
chembl_id = "CHEMBL1824"

activities = new_client.mechanism\
    .filter(target_chembl_id=chembl_id)
compound_ids = [x['molecule_chembl_id']
                 for x in activities]
approved_drugs = new_client.molecule\
    .filter(molecule_chembl_id__in=compound_ids)\
    .filter(max_phase=4)
```

Another example will use Beaker to convert approved drugs from the previous example to SDF file and compute maximum common substructure:

```
from chembl_webresource_client.utils import utils

smiles = [drug['molecule_structures']\
           ['canonical_smiles'] for drug in approved_drugs]
mols = [utils.smiles2ctab(smile) for smile in smiles]
sdf = ''.join(mols)
result = utils.mcs(sdf)
```

4 RAPID DATA ANALYSIS AND PROTOTYPING

Access to a very comprehensive cheminformatics toolbox, consisting of a chemically-aware relational database, efficient data access methods (ORM, web services, client library), specialized chemical toolkits and many other popular general purpose, scientific and data science libraries, facilitates sophisticated data analysis and rapid prototyping of advanced cheminformatics applications.

This is complemented by an IPython notebook server, which executes a Python code along with rich interactive plots and markdown formatting to improve sharing results with other scientists.

In order to demonstrate capabilities of the software environment used inside ChEMBL a collection of IPython notebooks has been prepared. They contain examples at different difficulty levels, covering following topics:

1. Retrieving data using raw SQL statements, Django ORM, web services and the client library.
2. Plotting charts using [matplotlib](#) and [D3.js](#).
3. Detailed RDKit tutorial.
4. Machine learning - classification and regression using [scikit-learn](#).
5. Building predictive models - ligand-based target prediction tutorial using RDKit, scikit-learn and [pandas](#).
6. Data mining - MDS tutorial, mining patent data provided by the [SureChEMBL](#) project.
7. NoSQL approaches - data mining using [Neo4j](#), fast similarity search approximation using MongoDB.

Since many notebooks require quite complex dependencies (RDKit, numpy, scipy, lxml etc.) in order to execute them,

preparing the right environment may pose a challenge to non-technical users. This is the reason that the ChEMBL team has created a project called *myChEMBL* [[myChEMBL14](#)]. *myChEMBL* encapsulates an environment consisting of the ChEMBL database running on PostgreSQL engine with RDKit chemistry cartridge, web services, IPython Notebook server hosting collection of notebooks described above, RDKit and Indigo toolkits, data-oriented Python libraries, simple web interface for performing substructure and similarity search by drawing a compound and many more.

myChEMBL comes preconfigured and can be used immediately. The project is distributed as a Virtual Machine, that can be [downloaded via FTP](#) or obtained using [Vagrant](#) by executing the following commands:

```
vagrant init chembl/mychembl_20_ubuntu
vagrant up --provider virtualbox
```

There are two variants - one based on [Ubuntu 14.04 LTS](#) and the second one based on [CentOS 7](#). Virtual Machine disk images are available in vmdk, qcow2 and img formats. [Docker](#) containers are available as well. The scripts used to build and configure machines are available on GitHub so it is possible to run them on physical machines instead of VMs.

Again, Python plays important role in configuring *myChEMBL*. Since Docker is designed to run one process per container and ignores OS-specific initialization daemons such as upstart, systemd etc. *myChEMBL* ships with [supervisor](#), which is responsible for managing and monitoring all core *myChEMBL* services (such as Postgres, Apache, IPython server) and providing a single point of entry.

5 TARGET PREDICTION

The wealth and diversity of structure-activity data freely available in the ChEMBL database has enabled large scale data mining and predictive modelling analyses [[Ligands12](#)], [[Targets13](#)]. Such analyses typically involve the generation of classification models trained on the structural features of compounds with known activity. Given a new compound, the model predicts likely biological targets, based on the enrichment of structural features against known targets in the training set. We implemented our own classification model using:

1. a carefully selected subset of ChEMBL as a training set stored as a pandas dataframe,
2. structural features computed by RDKit,
3. the naive Bayesian classification method implemented in scikit-learn.

As a result, ChEMBL provides predictions of likely targets for known drug compounds available online (e.g. in <https://www.ebi.ac.uk/chembl/compound/inspect/CHEMBL502>), along with the models themselves available to download (ftp://ftp.ebi.ac.uk/pub/databases/chembl/target_predictions/). This is complemented with an IPython Notebook tutorial on using these models and getting predictions for arbitrary input structures.

Furthermore, similar models have been used in a publicly available web application called [ADME SARfari](#) [[Sarfari](#)].

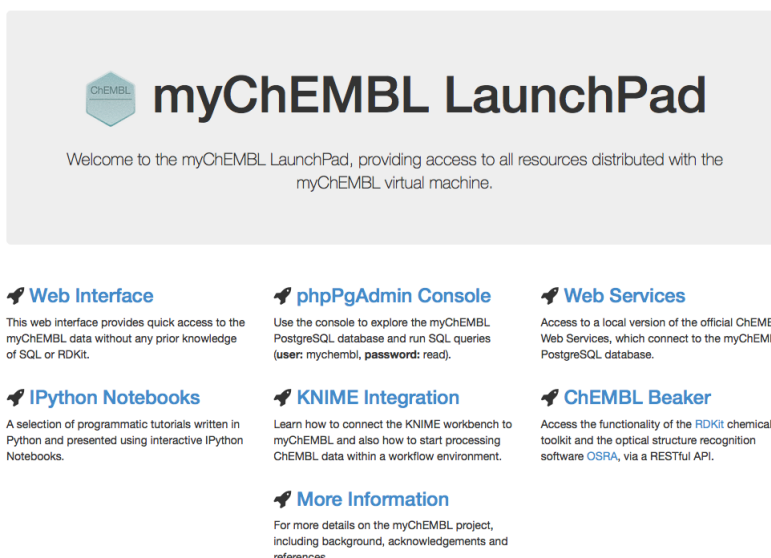


Fig. 3: myChEMBL launchpad

This resource allows cross-species target prediction and comparison of ADME (Absorption, Distribution, Metabolism, and Excretion) related targets for a particular compound or protein sequence. The application uses [SQLAlchemy](#) as an ORM, contained within a web framework ([Pyramid](#) & [Cornice](#)) to provide an API and HTML5 interactive user interface.

6 CURATION OF DATA

Supporting and automating the process of extracting and curating data from scientific publications is another area where Python plays a pivotal role. The ChEMBL team is currently working on a web application, that can aid in-house expert curators with this challenging and time-consuming process. The application can open a scientific publication in PDF format or a scanned document and extract compounds presented as images or identifiers. The extracted compounds are presented to the user in order to correct possible errors and save them to database. The system can detect compounds already existing in database and take appropriate action.

In addition to processing scientific papers and images, curation interface can handle the most popular chemical formats, such as SDF files, MDL molfiles, SMILES and InChIs. [Celery](#) is used as a synchronous task queue for performing the necessary chemistry calculations when a new compound is inserted or updated. This system allows a chemical curator to focus on domain specific tasks and no longer interact directly with the database, using raw SQL statements, which can be hard to master and difficult to debug.

7 DISCUSSION

Python has become an essential technology requirement of the core activities undertaken by ChEMBL group, in order to streamline data distribution, curation and analysis in the field of computational drug discovery. The tools built using Python are robust, flexible and web friendly, which makes them ideal for collaborating in a scientific environment. As an interpreted,

dynamically typed scripting language, Python is ideal for prototyping diverse computing solutions and applications. The combination of a plethora of powerful general purpose and scientific libraries, that Python has at its disposal, (e.g. scikit-learn, pandas, matplotlib), along with domain specific toolkits (e.g. RDKit), collaborative platforms (e.g. IPython Notebooks) and web frameworks (e.g. Django), provides a complete and versatile scientific computing ecosystem.

8 ACKNOWLEDGMENTS

We acknowledge the following people, projects and communities, without whom the projects described above would not have been possible:

1. Greg Landrum and the RDKit community (<http://www.rdkit.org/>)
2. Francis Atkinson, Gerard van Westen and all former and current members of the ChEMBL group.
3. All ChEMBL users, in particular those who have contacted chembl-help and suggested enhancements to the existing services

REFERENCES

- [ChEMBL12] A. Gaulton, L.J. Bellis, A.P. Bento et al. *ChEMBL: a large-scale bioactivity database for drug discovery*, Nucl. Acids Res., 40(database issue):D1100–D1107, January 2012.
- [ChEMBL14] A.P. Bento, A. Gaulton, A. Hersey et al. *The ChEMBL bioactivity database: an update*, Nucl. Acids Res., 42(D1):D1083–D1090, January 2014.
- [MedChem] G. Papadatos, J.P. Overington. *The ChEMBL database: a taster for medicinal chemists*, Future Med Chem., 6(4):361–364, March 2014.
- [WS15] M. Davies, M. Nowotka, G. Papadatos et al. *ChEMBL web services: streamlining access to drug discovery data and utilities*, Nucl. Acids Res., April 2015.
- [Beaker14] M. Nowotka, M. Davies, G. Papadatos et al. *ChEMBL Beaker: A Lightweight Web Framework Providing Robust and Extensible Cheminformatics Services*, Challenges, 5(2):444–449, November 2014.
- [myChEMBL14] M. Davies, M. Nowotka, G. Papadatos et al. *myChEMBL: A Virtual Platform for Distributing Cheminformatics Tools and Open Data*, Challenges, 5(2):334–337, November 2014.

Contents of jm301215e.pdf file.

Meta:

Title: A class of 5-nitro-2-furancarboxylamides with potent trypanocidal activity against *Trypanosoma brucei* in vitro.

Authors: Linna Zhou, Gavin Stewart, Emeline Rideau, Nicholas J Westwood, Terry K Smith

DOI: 10.1021/jm301215e

PUBMED ID: 23281892

CHEMBL docID: 602359

Journal: Journal of medicinal chemistry

Journal ISO Abbreviation: J. Med. Chem.

Journal ISSN: 1520-4804

Publication date: 14 Feb 2013

Abstract:

Recently, the World Health Organization approved the miltefosine–eflornithine combination therapy for the treatment of human African trypanosomiasis, restoring interest in antitrypanosoma therapies for this and associated diseases. In this study, we have synthesized a series of novel 5-nitro-2-furancarboxylamides that show potent trypanocidal activity. >1000-fold more potent than miltefosine against in vitro *Trypanosoma brucei* with very low cytotoxicity against human HeLa cells. More importantly, the most potent analogues showed very limited cross-resistance to miltefosine-resistant cells and *vis* versa. This implies that our novel, relatively easy to synthesize and therefore cheap, 5-nitro-2-furancarboxylamides are targeting a different, but still essential, biochemical process to those targeted by miltefosine or its metabolites in the parasite. The significant increase in potency (smaller dose probably required) has the potential for greatly reducing unwanted side-effects and also reducing the likelihood of drug resistance. Collectively, these findings have important implications for the future therapeutic treatment of African sleeping sickness.

Fig. 4: Extracting data from a scientific publication.

- [Ligands12] J. Besnard, G.F. Ruda, V.Setola et al. *Automated design of ligands to polypharmacological profiles*, Nature, 492(7428):215–220, December 2012.
- [Targets13] F. Martínez-Jiménez, G. Papadatos, L. Yang et al. *Target Prediction for an Open Access Set of Compounds Active against Mycobacterium tuberculosis*, PLoS Comput Biol, 9(10): e1003253, October 2013.
- [Sarfari] M. Davies, N. Dedman, A. Hersey et al. *ADME SARfari: comparative genomics of drug metabolizing systems*, Bioinformatics, 31(10):1695-7, May 2015.

