

Electric multipole response of the halo nucleus ${}^6\text{He}$

Jagjit Singh,* L. Fortunato, and A. Vitturi

Dipartimento di Fisica e Astronomia “G.Galilei”

and

INFN-Sezione di Padova, via Marzolo 8, I-35131 Padova, Italy

R. Chatterjee

Department of Physics, Indian Institute of Technology, Roorkee 247 667, India

(Dated: March 7, 2022)

The role of different continuum components in the weakly-bound nucleus ${}^6\text{He}$ is studied by coupling unbound s -waves of ${}^5\text{He}$ by means of simple pairing contact-delta interaction. The results of our previous investigations in a model space containing only p -waves, showed the collective nature of the ground state and allowed the calculation of the electric quadrupole transitions. We extend this simple model by including also sd -continuum neutron states and we investigate the electric monopole, dipole and octupole response of the system for transitions to the continuum, discussing the contribution of different configurations.

I. INTRODUCTION

Due to the recent developments in the radioactive beam facilities around the world, it is possible to explore new phenomena in unstable nuclei far from line of stability. In the vicinity of neutron dripline, a neutron halo is the most interesting phenomena found in some unstable nuclei [1]. Typical two-neutron halo nuclei are ${}^6\text{He}$ [2] (system under study), ${}^{11}\text{Li}$ [1], ${}^{14}\text{Be}$ [3] and recently observed ${}^{22}\text{C}$ [4]. These two-neutron halo nuclei are referred as Borromean nuclei [36], when there is no bound state between a valence neutron and a core nucleus. Borromean nuclei typically have small two-neutron separation energy (S_{2n}). Due to diminishing half-lives and narrow production cross sections, the experimental analysis of these dripline systems is a challenging issue. In these weakly-bound nuclear systems, the properties of the continuum states become progressively more and more fundamental to the nuclear structure and reactions. On the theoretical side the treatment of low breakup thresholds, responsible for strong coupling of bound and continuum states is the challenging issue. A low breakup threshold introduces many new features such as large spatial

*Electronic address: jsingh@pd.infn.it

density distribution [1, 2], evolution of new magic numbers [8], a narrow momentum distribution [9] and at lower excitation energies strong concentration of electric dipole strength [10–13] in these systems. In this paper we study the electric multipole response of the well established halo nucleus ${}^6\text{He}$. Experimentally the higher excited states of ${}^6\text{He}$ are still under discussion and the features of resonance states are still not very clear. In the eighties, the $J_\pi = 0^+$ ground state and first excited $J_\pi = 2^+$ state at energy 1.797 MeV have been confirmed in numerous reactions [15, 16]. In late nineties, the ${}^6\text{Li}({}^7\text{Li}, {}^7\text{Be}){}^6\text{He}$ charge-exchange reaction has been studied at $E({}^7\text{Li}) = 350$ MeV and transitions to the known $J_\pi = 0^+$ ground state and the $J_\pi = 2^+$ state at $E_x = 0.0$ and 1.8 MeV (weak) and three strong and broad resonances at $E_x \approx 5.6, 14.6$ and 23.3 MeV have been observed [17]. The strong resonances at ~ 5.6 MeV and ~ 14.6 MeV are interpreted as 2^+ and $(1, 2)^-$ resonances, respectively. Proton-neutron exchange reactions between two fast colliding nuclei produced resonant-like structures around 4 MeV [18] of width $\Gamma \sim 4$ MeV, as well as asymmetric bump at ~ 5 MeV [20], and these structures are explained as dipole excitations compatible with oscillations of positively charged ${}^4\text{He}$ core against halo neutrons. Different mechanisms have also been proposed to explain this mode and this phenomenon is still under debate. More recently, the two-neutron transfer reaction $p({}^8\text{He}, t)$ at the SPIRAL facility at 15.4 AMeV (GANIL, Caen), populated a much narrower 2^+ ($\Gamma = 1.6$ MeV) state and a $J = 1$ resonance ($\Gamma \sim 2$ MeV) of unassigned parity at energies 2.6 and 5.3 MeV respectively [23]. It is worthwhile to mention that a very new reaction ${}^3\text{H}(\alpha, p\alpha)2n$ with a four-body exit channel, induced by the interaction of alpha-particles at energy of $E_\alpha = 67.2$ MeV, apparently shows the existence of ten resonant states [24]. The most part of these states are narrow resonances, as their total width is less than the energy of a resonance. Fig. (1) presents the chronological order of experimental data on ${}^6\text{He}$. As it appears from this picture, there is no general consensus on the spectrum and the role of the continuum is far from being understood.

On the theoretical side, the 2n-halo structure of ${}^6\text{He}$ was investigated in several different formalisms. Many predictions, most of which incomplete in one way or another, suggest a sequence of levels $0_{gs}^+, 2_1^+, 2_2^+, 1^+, 0_1^+$, but disagree on the positions and widths of these states. Most of the ${}^6\text{He}$ structure predictions took only p -shell excitations into account, but more complete picture must include the promotion of neutrons to sd -shell. In particular sd -shell plays a vital role, allowing the possibility of dipole excitations to the continuum. The halo structure of ${}^6\text{He}$ is quite well understood by ${}^4\text{He}+n+n$ model. The binding energy is underestimated by a small amount (~ 0.2 MeV less than the observed value) and this suggests that ${}^4\text{He}$ core excitations might be important [25, 28, 29]. In order to understand the weak binding characteristics of light nuclei close

to drip line, the continuum coupling effects have been investigated within various frameworks: the Gamow Shell model [30–33], the Continuum Shell Model [34], the Complex Scaled Cluster Orbital Shell Model [35] and the Hyperspherical Harmonics Expansion [36]. All these nuclear models are successful in predicting the ground state and first excited state structure to a reasonable degree, but they disagree for predictions of other higher excited states. The Quantum Monte Carlo p-shell calculations [37], along with well established ground state and first excited state structure, predict the energy of the excited 0^+ state at about 4.66 MeV, depending on the interaction used. In other calculations, the energy of the excited 0^+ state might be as low as 4.9 MeV [35] or as high as 8 MeV [32]. The energy of the 1^+ state covers the range of 3.4 [32] to 8 [38] MeV. On the other hand, in the few-body calculations of Ref. [40], the two 0^+ states were nearly pure jj-coupled states. This calculation allowed excitations into the sd-shell, but these turned out to be small for the g.s. and even less for the excited 0^+ state. The sd-shell occupancy was larger for the 2^+ states. In order to avoid the uncertainties due to the treatment of α particle as point particle, recently Ref. [45] studied the ${}^6\text{He}$ nucleus in a fully microscopic six-nucleon calculation, claiming that the E1 strength function exhibits a two-peak structure at around 3 and 33 MeV excitation energy. The lower peak is well understood in the framework of the $\alpha+n+n$ structure and its excitation mechanism is consistent with the classical interpretation of the soft dipole mode (SDM). The higher peak is the typical giant dipole resonance that exhibits out-of-phase proton-neutron collective oscillations. Just a few MeV above the SDM peak, some new modes are found that can be regarded as a vibrational excitation of the SDM. Most of the theoretical models explains ground state structure fairly well to study dynamics of nuclear reactions, but they lack on incorporation of effects due to the presence of the continuum. These effects plays vital role to understand the major reason of their stable character. Only very recently in Ref. [44] the continuum has been included, they found several resonances, including the well-known narrow 2_1^+ and the recently measured broader 2_2^+ . Additional resonant states emerged in the 2^- and 1^+ channels near the second 2^+ resonance and in the 0^- channel at slightly higher energy. Motivated by the recent experimental measurements at GANIL [23, 24], on continuum resonances in ${}^6\text{He}$, we have developed a simple theoretical model [46] to study the weakly bound ground state and low-lying continuum states of ${}^6\text{He}$ by coupling two unbound p-waves of ${}^5\text{He}$. In our approach, rather than simulating the resonance with a bound wave function, we calculate the full continuum single-particle spectrum of ${}^5\text{He}$ in a straightforward fashion and use two copies of the oscillating continuum wave functions to construct two-particle states. In the present study we have extended the model space with inclusion of sd- continuum waves of ${}^5\text{He}$. The large basis set of these spd- continuum wavefunctions are used to construct the

two-particle ${}^6\text{He}$ ground state 0^+ emerging from five different possible configurations i.e. $(s_{1/2})^2$, $(p_{1/2})^2$, $(p_{3/2})^2$, $(d_{3/2})^2$ and $(d_{5/2})^2$. The simple pairing contact-delta interaction is used and pairing strength is adjusted to reproduce the bound ground state of ${}^6\text{He}$. The extension of model space is a computationally challenging problem that required careful planning and consideration before undertaking the numerical work. The main aim is to show how an extension of theoretical concepts related to residual interactions, namely a contact delta pairing interaction, naturally explain the stable character of the bound states of Borromean nuclei, such as ${}^6\text{He}$ and simultaneously account for some of the resonant structures seen in the low-lying energy continuum. The extension of model space also allowed us to calculate the monopole, dipole and octupole response of the system.

The paper is organized as follows: section 2 describes the complete formulation of our simple structure model. In section 3 we analyzed the subsystem ${}^5\text{He}$ and section 4 presents a comparison of our present calculations on ground state properties of ${}^6\text{He}$ with previous calculations. Section 5 describes the procedure that we have adopted for setting the pairing strengths for various multipoles, followed by mathematical set up for electric transitions to continuum in section 6. Section 7 – 9 presents the new results on monopole, dipole and octupole response of the system. Finally, section 9 presents our conclusions.

II. MODEL FORMULATION

Each single particle continuum wavefunction of ${}^5\text{He}$ is given by

$$\phi_{\ell,j,m}(\vec{r}, E_C) = \phi_{\ell,j}(r, E_C)[Y_{\ell m_\ell}(\Omega) \times \chi_{1/2,m_s}]_m^{(j)} \quad (1)$$

The combined tensor product of these two is given by

$$\psi_{JM}(\vec{r}_1, \vec{r}_2) = [\phi_{\ell_1,j_1,m_1}(\vec{r}_1, E_{C1}) \times \phi_{\ell_2,j_2,m_2}(\vec{r}_2, E_{C2})]_M^{(J)} \quad (2)$$

In the following we will omit the explicit dependence on the energies E_{C1} and E_{C2} , although it is understood that each two-particle wavefunction still depends upon two energies. In LS -coupling for $\ell_1 \neq \ell_2$ the antisymmetric wavefunction $\psi(\ell_1\ell_2SLJM)$ is given by

$$\begin{aligned} \psi(\ell_1\ell_2SLJM) = & \frac{1}{\sqrt{2}} \sum_{M_S, M_L} \langle SM_S LM_L | SLJM \rangle \times [\phi_{12}(\ell_1\ell_2 LM_L) \chi_{12}(s_1 s_2 SM_S) \\ & - \phi_{21}(\ell_2\ell_1 LM_L) \chi_{21}(s_2 s_1 SM_S)] \end{aligned} \quad (3)$$

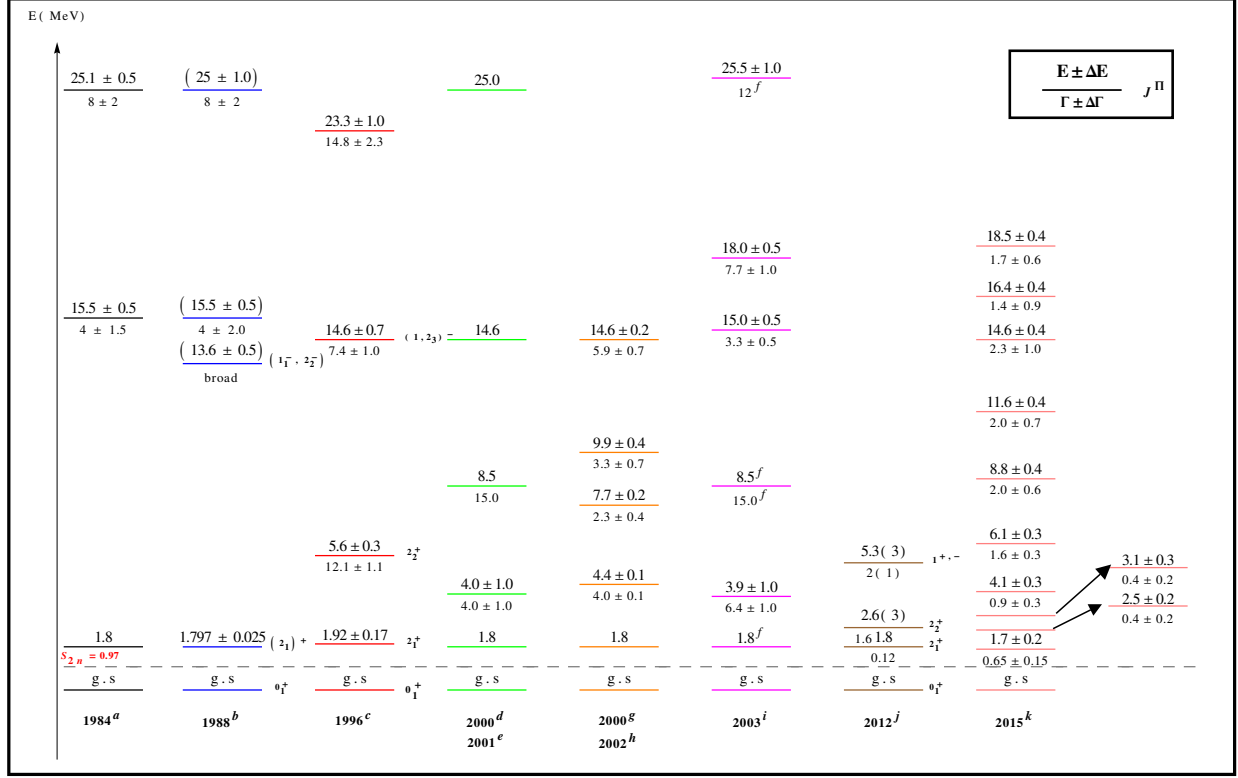


FIG. 1: (Color online) Experimental spectroscopy of ${}^6\text{He}$. ^aReference [15], (n, p) at 60 MeV/nucleon. ^bReference [16]. ^cReference [17], $({}^7\text{Li}, {}^7\text{Be})$ at 50 MeV/nucleon. ^{d,e}Reference [18, 19], $({}^7\text{Li}, {}^7\text{Be})$ at 65 MeV/nucleon. ^{g,h}Reference [20, 21], $(t, {}^3\text{He})$ at 112 MeV/nucleon. ⁱReference [22], $({}^7\text{Li}, {}^7\text{Be } t)$ at 65 MeV/nucleon. ^jReference [23], $({}^8\text{He}, t)$ at 15.4 MeV/nucleon. ^kReference [24], $(\alpha, p\alpha)$ at 67.2 MeV/nucleon. ^fFixed in fits.

By making use of symmetry relations Eq.(3) can be written as

$$\psi(\ell_1 \ell_2 SLJM) = \frac{1}{\sqrt{2}} \sum_{M_S, M_L} \langle SM_S LM_L | SLJM \rangle \times [\phi(\ell_1 \ell_2 LM_L) + (-1)^{(\ell_1 + \ell_2 - L + S)} \phi(\ell_2 \ell_1 LM_L)] \chi(s_1 s_2 SM_S) \quad (4)$$

The generic matrix elements (diagonal and non-diagonal) due to mutual interaction V_{12} in LS -coupling of two particles are given by

$$\begin{aligned} \langle \ell_a \ell_b SLJM | V_{12} | \ell_c \ell_d S' L' J' M' \rangle &= \sum \langle SM_S LM_L | SLJM \rangle \langle S' M'_S L' M'_L | S' L' J' M' \rangle \\ &\langle s_1 m_{s_1} s_2 m_{s_2} | s_1 s_2 SM_S \rangle \langle s'_1 m'_{s_1} s'_2 m'_{s_2} | s'_1 s'_2 S' M'_S \rangle \langle \ell_a m_a \ell_b m_b | \ell_a \ell_b LM_L \rangle \langle \ell_c m_c \ell_d m_d | \ell_c \ell_d L' M'_L \rangle \\ &\int [\phi_1(a) \chi_1(m_{s_1}) \phi_2(b) \chi_2(m_{s_2})]^* V_{12} [\phi_1(c) \chi_1(m'_{s_1}) \phi_2(d) \chi_2(m'_{s_2})] d\vec{r}_1 d\vec{r}_2 \end{aligned} \quad (5)$$

where quantum numbers ℓ_a and ℓ_c are associated with particle 1, ℓ_b and ℓ_d are associated with particle 2. ℓ_a and ℓ_b are coupled to L and ℓ_c and ℓ_d are coupled to L' . We take an attractive pairing contact delta interaction because we can reach the goal of calculation of electromagnetic response with only a few parameters (the pairing strengths). For $S = 0$ the explicit expression for V_{12} is given by

$$\delta(\vec{r}_1 - \vec{r}_2) = \frac{\delta(r_1 - r_2)}{r_1 r_2} \delta(\cos(\theta_1) - \cos(\theta_2)) \delta(\varphi_1 - \varphi_2) \quad (6)$$

Using Eq.(1) and Eq.(6) and making use of the fact that V_{12} is spin independent, the integral in Eq.(5) can be rewritten as

$$\begin{aligned} & \int [\phi_1(a)\chi_1(m_{s_1})\phi_2(b)\chi_2(m_{s_2})]^* V_{12} * [\phi_1(c)\chi_1(m'_{s_1})\phi_2(d)\chi_2(m'_{s_2})] d\vec{r}_1 d\vec{r}_2 = \\ & \int R_{n_a \ell_a}^*(r) R_{n_b \ell_b}^*(r) \frac{1}{r^2} R_{n_c \ell_c}(r) R_{n_d \ell_d}(r) dr \int Y_{\ell_a m_a}^*(\Omega) Y_{\ell_b m_b}^*(\Omega) Y_{\ell_c m_c}(\Omega) Y_{\ell_d m_d}(\Omega) d\Omega \end{aligned} \quad (7)$$

Using the property of two spherical harmonics of same angles, we have

$$\begin{aligned} [Y_{\ell_a m_a}(\Omega) Y_{\ell_b m_b}(\Omega)]^* &= \sum_{\ell, m} (-1)^{\ell-m} \begin{pmatrix} \ell & \ell_a & \ell_b \\ -m & m_a & m_b \end{pmatrix} \langle \ell \| Y_{\ell_a} \| \ell_b \rangle^* Y_{\ell m}(\Omega)^* \\ [Y_{\ell_c m_c}(\Omega) Y_{\ell_d m_d}(\Omega)] &= \sum_{\ell', m'} (-1)^{\ell'-m'} \begin{pmatrix} \ell' & \ell_c & \ell_d \\ -m' & m_c & m_d \end{pmatrix} \langle \ell' \| Y_{\ell_c} \| \ell_d \rangle Y_{\ell' m'}(\Omega) \end{aligned} \quad (8)$$

where the Condon and Shortley phase convention has been adopted. Using the orthonormality property of spherical harmonics i.e.

$$\int Y_{\ell m}^* Y_{\ell' m'} d\Omega = \delta_{\ell \ell'} \delta_{m m'} \quad (9)$$

we are left with

$$\begin{aligned} \int Y_{\ell_a m_a}^*(\Omega) Y_{\ell_b m_b}^*(\Omega) Y_{\ell_c m_c}(\Omega) Y_{\ell_d m_d}(\Omega) d\Omega &= \sum_{\ell, m} (-1)^{2(\ell-m)} \begin{pmatrix} \ell & \ell_a & \ell_b \\ -m & m_a & m_b \end{pmatrix} \begin{pmatrix} \ell & \ell_c & \ell_d \\ -m & m_c & m_d \end{pmatrix} \\ &\quad \langle \ell \| Y_{\ell_a} \| \ell_b \rangle^* \langle \ell' \| Y_{\ell_c} \| \ell_d \rangle \end{aligned} \quad (10)$$

Hence, using the above assumptions and properties, Eq.(5) is reduced to

$$\begin{aligned}
\langle \ell_a \ell_b SLJM | V_{12} | \ell_c \ell_d S' L' J' M' \rangle &= \sum \langle SM_S LM_L | SLJM \rangle \langle S' M'_S L' M'_L | S' L' J' M' \rangle \\
&\langle s_1 m_{s_1} s_2 m_{s_2} | s_1 s_2 SM_S \rangle \langle s'_1 m'_{s_1} s'_2 m'_{s_2} | s'_1 s'_2 S' M'_S \rangle \langle \ell_a m_a \ell_b m_b | \ell_a \ell_b LM_L \rangle \langle \ell_c m_c \ell_d m_d | \ell_c \ell_d L' M'_L \rangle \\
&\sum_{\ell m} (-1)^{2(\ell-m)} \begin{pmatrix} \ell & \ell_a & \ell_b \\ -m & m_a & m_b \end{pmatrix} \begin{pmatrix} \ell & \ell_c & \ell_d \\ -m & m_c & m_d \end{pmatrix} \\
&\langle \ell \| Y_{\ell_a} \| \ell_b \rangle^* \langle \ell' \| Y_{\ell_c} \| \ell_d \rangle \int R_{n_a \ell_a}^*(r) R_{n_b \ell_b}^*(r) \frac{1}{r^2} R_{n_c \ell_c}(r) R_{n_d \ell_d}(r) dr
\end{aligned} \tag{11}$$

The major ingredients for the complete study of ${}^6\text{He}$ are the matrix elements of pairing interaction. These correspond to the radial integrals and to the coefficients. The coefficients of these matrix elements of eq. (11) for $0^+, 1^-, 2^+$ and 3^- are summarized in tables [48]. The full computational procedure is described in details in [48, 49].

III. ANALYSIS OF ${}^4\text{He}+n$ SUBSYSTEM

Analysis of the ${}^4\text{He}+n$ subsystem (${}^5\text{He}$) is indispensable in studying ${}^6\text{He}$ as a typical nucleus of Borromean system of ${}^4\text{He}+n+n$. In order to study the binding mechanism of ${}^6\text{He}$, the interaction between a core of ${}^4\text{He}$ and a valence neutron plays an important role. The unbound nucleus ${}^5\text{He}$ can be described as an inert ${}^4\text{He}$ core with an unbound neutron moving in p , d or s states in simple independent-particle shell model picture. These p and d states are split by spin-orbit interaction. Experimentally only the $p_{3/2}$ and $p_{1/2}$ resonances are confirmed at 0.789 and 1.27 MeV respectively above the neutron separation threshold. Their widths are quoted as 0.648 MeV and 5.57 MeV respectively [50]. Theoretically in order to extend the model space we have also included the sd -shell in picture. The continuum monopole ($\ell = 0$), dipole ($\ell = 1$) and quadrupole ($\ell = 2$) scattering single particle states ($E_C > 0, k > 0$) of ${}^5\text{He}$ are generated with Woods-Saxon (WS) potential given by

$$V_{WS} = \left[V_0 + V_{ls} r_0^2 (\vec{l} \cdot \vec{s}) \frac{1}{r} \frac{d}{dr} \right] \left[1 + \exp \left(\frac{r_0 - R}{a} \right) \right]^{-1} \tag{12}$$

where $R = r_0 A^{\frac{1}{3}}$. For ${}^5\text{He}$ the parameter set used is WS potential depth $V_0 = -42.6$ MeV, $r_0 = 1.2$ fm, $a = 0.9$ fm and spin-orbit coefficient $V_{ls} = 8.5$ MeV. The continuum single-particle wavefunctions are calculated (see Fig. 2 of [46], Fig. 1 of [47] and Fig. 2 of [48]), with energies from 0.0 to 10.0 MeV, normalized to a Dirac delta in energy, for the spd-states of ${}^5\text{He}$ on a radial

grid that goes from 0.1 fm to 100.0 fm with the potential given above.

IV. GROUND STATE PROPERTIES OF ${}^6\text{He}$

The simple model with two non-interacting particles in the above single-particle levels of ${}^5\text{He}$ produces different parity states (see Table-1 of [47]) when two neutrons are placed in five different unbound orbits, $s_{1/2}$, $p_{1/2}$, $p_{3/2}$, $d_{3/2}$ and $d_{5/2}$. Namely five configurations $(s_{1/2})^2$, $(p_{1/2})^2$, $(p_{3/2})^2$, $(d_{3/2})^2$ and $(d_{5/2})^2$ couple to $J = 0^+$, seven configurations $(s_{1/2}d_{3/2})$, $(s_{1/2}d_{5/2})$, $(p_{1/2}p_{3/2})$, $(p_{3/2}p_{3/2})$, $(d_{3/2}d_{3/2})$, $(d_{3/2}d_{5/2})$ and $(d_{5/2}d_{5/2})$ couple to $J = 2^+$, five configurations $(s_{1/2}p_{1/2})$, $(s_{1/2}p_{3/2})$, $(p_{1/2}d_{3/2})$, $(p_{3/2}d_{3/2})$ and $(p_{3/2}d_{5/2})$ couple to $J = 1^-$ and three configurations $(p_{1/2}d_{5/2})$, $(p_{3/2}d_{3/2})$ and $(p_{3/2}d_{5/2})$ couple to $J = 3^-$. Other less important multipolarities can also be constructed as in Table-1 of [47].

An attractive pairing contact delta interaction has been used, $-g\delta(\vec{r}_1 - \vec{r}_2)$ for simplicity, because we can reach the goal with only one parameter adjustment. With continuum single-particle wavefunctions, using the mid-point method with an energy spacing of 2.0, 1.0, 0.5, 0.2 and 0.1 MeV, corresponding to block basis dimensions of $N = 5, 10, 20, 50$ and 100 respectively, the two particle states are formed and the matrix elements of the pairing interaction are calculated. The resulting matrix has been diagonalized with standard routines and it has given the eigenvalues shown in Fig. 2 of [47] for the $J = 0^+$ case. It is clear from eigenspectrum that, with increase in basis dimensions the superfluous bound states moves into the continuum. This was not present in our old work [46], and it can be attributed to the new, more complete basis. The coefficient of the δ -contact matrix, G , has been adjusted to reproduce the correct ground state energy each time. The actual pairing interaction g is obtained by correcting with a factor that depends on the aforementioned spacing between energy states and it is practically a constant, except for the smallest basis. The biggest adopted basis size gives a fairly dense continuum in the region of interest. The radial part of the $S = 0$ g.s. wavefunction (see Fig. 3 of [47]) obtained from the diagonalization in the largest basis, shows a certain degree of collectivity, taking contributions of comparable magnitude from several basis states, while in contrast the remaining unbound states usually are made up of a few major components [49]. The detailed components for each configuration is summarized in Table-I, and compared with the previous calculations of Myo [52] and Hagino [51]. Present calculations are well in agreement with previous calculations. The calculated ground state properties are summarized

in Table-II in comparison with calculations [51, 52], where R_m is the matter radius,

$$\langle r_{NN}^2 \rangle = \langle \psi_{gs}(\vec{r}_1, \vec{r}_2) | (\vec{r}_1 - \vec{r}_2)^2 | \psi_{gs}(\vec{r}_1, \vec{r}_2) \rangle \quad (13)$$

is the mean square distance between the valence neutrons, and

$$\langle r_{c-NN}^2 \rangle = \langle \psi_{gs}(\vec{r}_1, \vec{r}_2) | (\vec{r}_1 + \vec{r}_2)^2 / 4 | \psi_{gs}(\vec{r}_1, \vec{r}_2) \rangle \quad (14)$$

is the mean square distance of their centre of mass with respect to the core. In Table-II, while the

TABLE I: Components of the ground state (0_1^+) of ${}^6\text{He}$

Config.	Present	T.Myo[52]	Hagino[51]
$(2s_{1/2})^2$	0.008	0.009	—
$(1p_{1/2})^2$	0.080	0.043	—
$(1p_{3/2})^2$	0.897	0.917	0.830
$(1d_{3/2})^2$	0.005	0.007	—
$(1d_{5/2})^2$	0.009	0.024	—

TABLE II: Radial properties of the ground state of ${}^6\text{He}$ in units of fm

	Present	T.Myo[52]	Hagino[51]
R_m	2.37674	2.37	...
r_{NN}^2	28.8404	23.2324	21.3
r_{c-2N}^2	7.21011	9.9225	13.2

matter radius is consistent with that of Myo, there are large differences for the other two quantities that can be ascribed to the choice of different pairing interactions. The two particle density of ${}^6\text{He}$ as a function of two radial coordinates, r_1 and r_2 , for valence neutrons, and the angle between them, θ_{12} in LS-coupling scheme is given by

$$\rho(r_1, r_2, \theta_{12}) = \rho^{S=0}(r_1, r_2, \theta_{12}) + \rho^{S=1}(r_1, r_2, \theta_{12}) \quad (15)$$

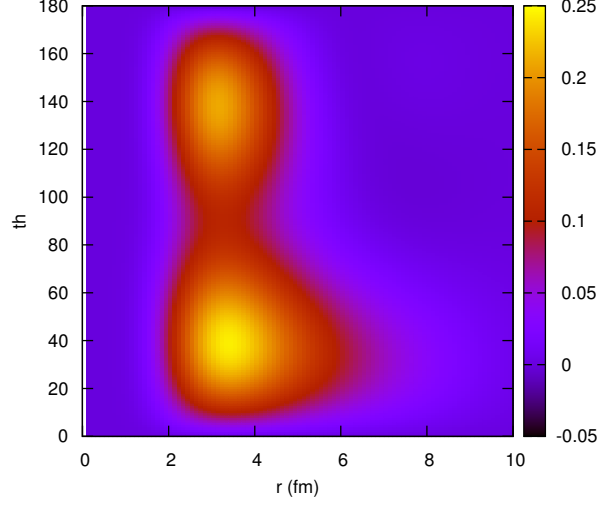


FIG. 2: (Color online) Two-particle density for ${}^6\text{He}$ as a function of $r_1 = r_2 = r$ and angle between the valence neutrons θ_{12} .

The explicit expression for $S = 0$ component is given by [7]

$$\begin{aligned} \rho^{S=0}(r_1, r_2, \theta_{12}) = & \frac{1}{8\pi} \sum_L \sum_{\ell, j} \sum_{\ell', j'} \frac{\hat{\ell} \hat{\ell}' \hat{L}}{\sqrt{4\pi}} \begin{pmatrix} \ell & \ell' & L \\ 0 & 0 & 0 \end{pmatrix}^2 \times \psi_{\ell j}(r_1, r_2) \psi_{\ell' j'}(r_1, r_2) Y_{L0}(\theta_{12}) \\ & \times (-1)^{\ell+\ell'} \sqrt{\frac{2j+1}{2\ell+1}} \sqrt{\frac{2j'+1}{2\ell'+1}} \end{aligned} \quad (16)$$

where $\hat{\ell} = \sqrt{2\ell+1}$ and $\psi_{\ell j}(r_1, r_2)$ is the radial part of two particle wavefunction given by

$$\psi_{\ell j}(r_1, r_2) = \sum_{n_2 \leq n_1} \frac{\alpha_{n_1 n_2 \ell j}}{\sqrt{2(1 + \delta_{n_1 n_2})}} \times (\phi_{n_1 \ell j}(r_1) \phi_{n_2 \ell j}(r_2) + \phi_{n_1 \ell j}(r_2) \phi_{n_2 \ell j}(r_1)) \quad (17)$$

where n_1 and n_2 are radial quantum numbers and $\alpha_{n_1 n_2 \ell j}$ is an expansion coefficient. Fig. (2) shows the two-particle density plotted as a function of the radius $r_1 = r_2 \equiv r$ and the angle θ_{12} , and with a weight factor of $4\pi r^2 \cdot 2\pi r^2 \sin\theta_{12}$. As it has been pointed out in [51], one observes two peaks in the two particle densities. The peak at smaller and larger θ_{12} are referred to as “di-neutron” and “cigar-like” configurations respectively. In this case the di-neutron component has a slightly higher density and it has a longer radial tail, which confirms the halo structure of ${}^6\text{He}$, while the cigar-like component has a very compact structure comparatively. The percentage contribution of di-neutron configuration is $\sim 64\%$, while the cigar component has $\sim 36\%$ contribution.

V. PAIRING STRENGTH OF DIFFERENT MULTIPOLARITIES

Theoretical investigation of very weakly-bound nuclei sitting right on top of the drip lines, demands proper consideration of nucleon-nucleon pairing interaction. An attractive pairing contact delta interaction has been used, $-G\delta(\vec{r}_1 - \vec{r}_2)$ for simplicity, because we can reach the goal with only one parameter adjustment. For ground state it is pretty much clear that, the pairing strength, G , is adjusted in order to get the correct ground state energy. But for higher multiplicities i.e. $J = 1^-$, 2^+ and 3^- we do not have a clear-cut strategy to determine the exact value of pairing strength. This is the main reason why we did not enter into the complications of a density dependent pairing interaction: there is no unique way to adjust the parameters and geometry. For each value of J we tried different sets of values of G . From Fig-3, the upper limit of pairing strength can be found for several values of J , along with the number of states (red). Notice that different multiplicities give rise to different concentrations of strength as seen by comparing the densities of the various columns. Notice also that the continua are, at the eyes, quite dense, a condition that is necessary to reproduce minute features with the necessary accuracy.

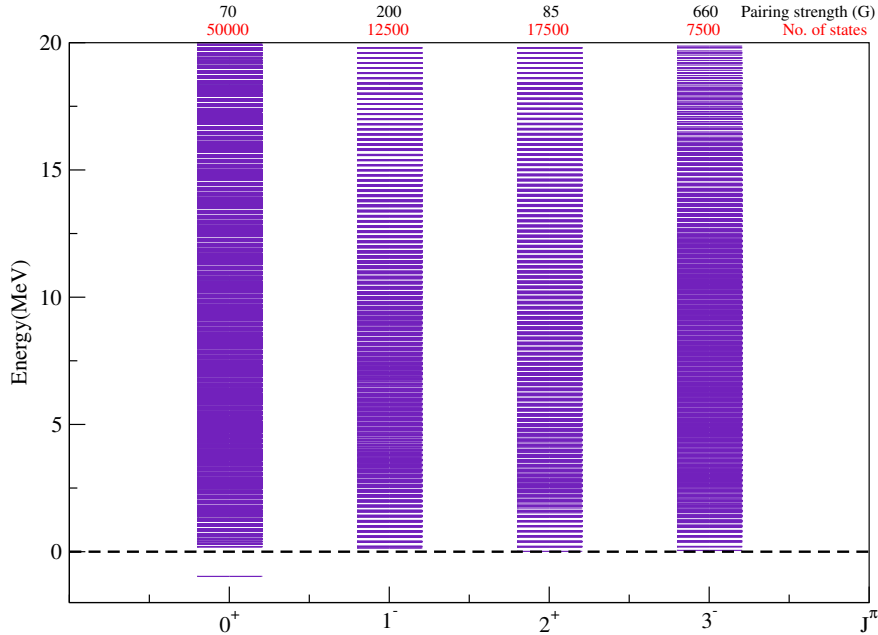


FIG. 3: (Color online) Eigenspectrum of the interacting two-particle case for $J^\pi = 0^+$, 1^- , 2^+ and 3^- for different number of states. The coefficient of the δ -contact matrix, G , has also been shown for different J .

VI. ELECTRIC TRANSITIONS TO CONTINUUM- MATHEMATICAL SET UP

The electric transition probability amplitude between ground state $\psi(j'_1, j'_2, J', M')$ and continuum states $\psi(j_1, j_2, J, M)$ is given by

$$\begin{aligned}
\langle \psi(j'_1, j'_2, J', M') | \hat{O}_p | \psi(j_1, j_2, J, M) \rangle &= \sum_{S', L'} \sqrt{(2S' + 1)(2L' + 1)(2j'_1 + 1)(2j'_2 + 1)} \\
&\left\{ \begin{matrix} 1/2 & \ell'_1 & j'_1 \\ 1/2 & \ell'_2 & j'_2 \\ S' & L' & J' \end{matrix} \right\} \sum_{S, L} \sqrt{(2S + 1)(2L + 1)(2j_1 + 1)(2j_2 + 1)} \left\{ \begin{matrix} 1/2 & \ell_1 & j_1 \\ 1/2 & \ell_2 & j_2 \\ S & L & J \end{matrix} \right\} \\
&\left([\langle R_{\ell'_1 \ell'_2}^+(r_1 r_2) \Upsilon_{L' M'}^+(\Omega_1 \Omega_2) | \hat{O}_p | R_{\ell_1 \ell_2}^+(r_1 r_2) \Upsilon_{LM}^+(\Omega_1 \Omega_2) \rangle] + \right. \\
&\left. [\langle R_{\ell'_1 \ell'_2}^-(r_1 r_2) \Upsilon_{L' M'}^-(\Omega_1 \Omega_2) | \hat{O}_p | R_{\ell_1 \ell_2}^-(r_1 r_2) \Upsilon_{LM}^-(\Omega_1 \Omega_2) \rangle] \right) \quad (18)
\end{aligned}$$

where \hat{O}_p is a generic one body operator given by

$$\hat{O}_p = e_{eff}^{(\lambda)} \left(r_1^\lambda Y_{\lambda\mu}(\hat{r}_1) + r_2^\lambda Y_{\lambda\mu}(\hat{r}_2) \right) \quad (19)$$

with $\lambda = 1$ for dipole, $\lambda = 2$ for quadrupole and $\lambda = 3$ for octupole, $e_{eff}^{(\lambda)}$ is the effective charge, tabulated in Table- (III) for different multipolarities and is given by

$$e_{eff}^{(\lambda)} = \frac{A_1^\lambda Z_2 + (-1)^\lambda A_2^\lambda Z_1}{A^\lambda} \quad (20)$$

where we use the masses and charges of the α -particle and of a neutron for 1, 2 because the one body operator acts only on one particle at any one time Using Eq.(19), Eq.(18) can be rewritten as

TABLE III: Effective charge for different multipolarities.

λ	$(e_{eff}^{(\lambda)})^2$
0 (Monopole)	4
1 (Dipole)	4/25
2 (Quadrupole)	4/625
3 (Octupole)	4/15625

$$\begin{aligned}
\langle \psi(j'_1, j'_2, J', M') | \hat{O}_p | \psi(j_1, j_2, J, M) \rangle &= \sum_{S', L'} \sqrt{(2S' + 1)(2L' + 1)(2j'_1 + 1)(2j'_2 + 1)} \\
&\left\{ \begin{matrix} 1/2 & \ell'_1 & j'_1 \\ 1/2 & \ell'_2 & j'_2 \\ S' & L' & J' \end{matrix} \right\} \sum_{S, L} \sqrt{(2S + 1)(2L + 1)(2j_1 + 1)(2j_2 + 1)} \left\{ \begin{matrix} 1/2 & \ell_1 & j_1 \\ 1/2 & \ell_2 & j_2 \\ S & L & J \end{matrix} \right\} \\
&2 \left(\iint R_{\ell'_1 \ell'_2}^+(r_1 r_2) r_1^\lambda R_{\ell_1 \ell_2}^+(r_1 r_2) r_1^2 dr_1 r_2^2 dr_2 \langle \Upsilon_{L' M'}^+(\Omega_1 \Omega_2) | Y_{\lambda \mu}(\Omega_1) | \Upsilon_{LM}^+(\Omega_1 \Omega_2) \rangle \right. \\
&\left. + \iint R_{\ell'_1 \ell'_2}^-(r_1 r_2) r_1^\lambda R_{\ell_1 \ell_2}^-(r_1 r_2) r_1^2 dr_1 r_2^2 dr_2 \langle \Upsilon_{L' M'}^-(\Omega_1 \Omega_2) | Y_{\lambda \mu}(\Omega_1) | \Upsilon_{LM}^-(\Omega_1 \Omega_2) \rangle \right) \quad (21)
\end{aligned}$$

Also $R_{\ell'_1 \ell'_2}^\pm(r_1 r_2)$ and $\Upsilon_{L' M'}^\pm$ are given by

$$R_{\ell_1 \ell_2}^\pm(r_1 r_2) = \frac{1}{r_1 r_2 \sqrt{2}} [R_{n_1 \ell_1}(r_1) R_{n_2 \ell_2}(r_2) \pm R_{n_2 \ell_2}(r_1) R_{n_1 \ell_1}(r_2)] \quad (22)$$

$$\Upsilon_{LM}^\pm = \frac{1}{\sqrt{2}} \sum \langle \ell_1 m_1 \ell_2 m_2 | \ell_1 \ell_2 LM \rangle [Y_{\ell_1 m_1}(\Omega_1) Y_{\ell_2 m_2}(\Omega_2) \pm Y_{\ell_2 m_2}(\Omega_1) Y_{\ell_1 m_1}(\Omega_2)] \quad (23)$$

Using Eq.(22) and Eq. (23), Eq.(21) gives us the matrix elements of different multipolarities. Eq.(21) consists of two parts i.e. evaluation of radial parts and angular parts. For evaluation of radial integrals, we need the corresponding two-particle wave function, whereas for the angular part by making use of Eq.(23), we will simplify the angular part and for different multipolarities these can be easily calculated.

Clearly our calculations give strength distributions at discrete values of energy to which we apply a Gaussian smoothing procedure that does not alter the total integrated strength [59].

VII. MONOPOLE STRENGTH DISTRIBUTION

Electric monopole transition strengths reflect the off diagonal matrix elements of the E0 operator. The E0 operator [53] can be expressed in terms of single-nucleon degrees of freedom as

$$\hat{T}(E0) = \sum_k e_k r_k^2 \quad (24)$$

The E0 transition rate, $1/\tau(E0) = \rho_{fi}^2$, is defined by

$$\rho_{fi}^2 = \left| \frac{\langle f | \sum_k e_k r_k^2 | i \rangle}{e R^2} \right|^2 \quad (25)$$




FIG. 4: (Color online) Total number of possible monopole transitions from ground state 0^+ to the final continuum 0^+ states with different contributions from five different possible configurations for ${}^6\text{He}$.

where, e is the unit of electrical charge, and R is the nuclear radius, $R \simeq 1.2A^{1/3}$ fm. These calculations also leads us to study the role of various configurations in the total monopole strength. After constructing a basis of the largest size ($N=100$) made up of five parts, namely $[s_{1/2}^2]^{(0)}$, $[p_{1/2}^2]^{(0)}$, $[p_{3/2}^2]^{(0)}$, $[d_{3/2}^2]^{(0)}$ and $[d_{5/2}^2]^{(0)}$, we diagonalize the pairing matrix and obtain eigenvalues and eigenvectors for $J=0$. Only one state is bound and all the remaining ones are unbound. In order to reduce computation time, we have performed a set of calculations for monopole transitions from ground state 0^+ for basis size $N=100$ to the continuum 0^+ for basis size $N=50$. From Fig. (4), it is clear that there are only five possible transitions from 0^+ ground state components to continuum 0^+ states components. With all these necessary ingredients i.e. ground state and continuum 0^+ states, the monopole strength distribution has been studied. The upper panel of Fig. (5), shows the total monopole transition strength of ${}^6\text{He}$ and lower panel of Fig. (5), shows the contribution of various possible transitions on logarithmic scale. From lower panel Fig. (5), it is clear that the transition $[(p_{3/2})^2]^{(0)}(\text{g.s.}) \rightarrow [(p_{3/2})^2]^{(0)}(\text{continuum})$, is dominant in the monopole transition strength, whereas the transition $[(d_{3/2})^2]^{(0)}(\text{g.s.}) \rightarrow [(d_{3/2})^2]^{(0)}(\text{continuum})$ is the least significant in total monopole transition strength. From this, one can also see that transition $[(s_{1/2})^2]^{(0)}(\text{g.s.}) \rightarrow [(s_{1/2})^2]^{(0)}(\text{continuum})$ has significant contribution to the total strength, which justifies the inclusion of sd-shell in calculations. The total integrated monopole strength amounts to about $2682.97 fm^4$. This value can be compared with the non energy weighted sum rule calculations for monopole strength, that gives about $2800 fm^4$, using formulas of Ref. [54], giving a very good agreement.

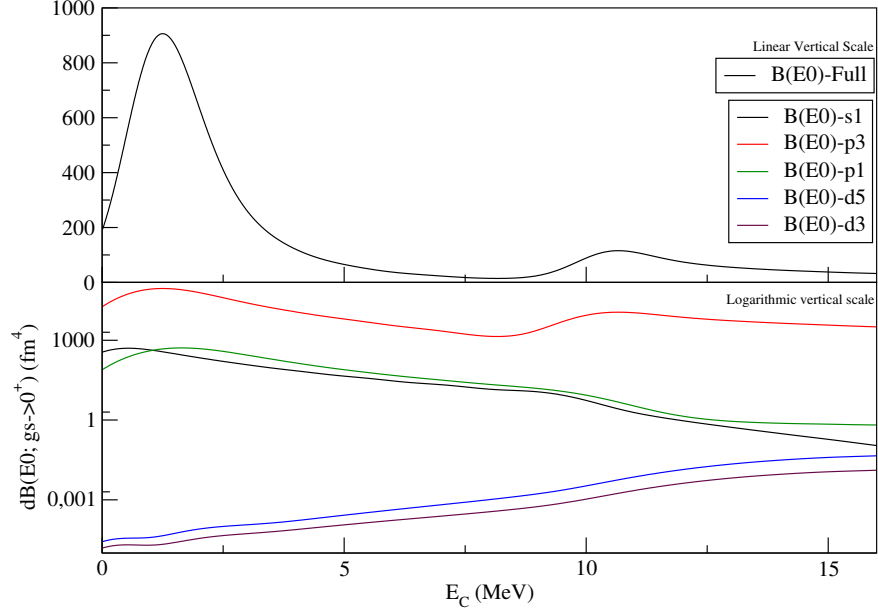


FIG. 5: (Color online) (Upper panel) Total monopole $E0$ transition strength distribution (on linear vertical scale) from ground state 0^+ to the final state 0^+ for ${}^6\text{He}$. (Lower panel) Component monopole $E0$ transition strength distribution (on logarithmic vertical scale) from ground state 0^+ to the final state 0^+ for ${}^6\text{He}$.

VIII. DIPOLE STRENGTH DISTRIBUTION

While most theoretical studies have been focused on dipole strength [45, 55, 56], our includes many more multipoles. In order to compare our approach with others, we have also performed a set of calculations for dipole response from ground state to all components of 1^- state. After constructing a basis of the dimensions $N=50$, made up of five parts, namely $[s_{1/2} \times p_{1/2}]^{(1)}$, $[s_{1/2} \times p_{3/2}]^{(1)}$, $[p_{1/2} \times d_{3/2}]^{(1)}$, $[p_{3/2} \times d_{3/2}]^{(1)}$ and $[p_{3/2} \times d_{5/2}]^{(1)}$, we diagonalize the pairing matrix and obtain eigenvalues, that are all unbound, and the corresponding eigenvectors. We did calculations for three different values of pairing strength G i.e. 0, 100 and 200 (upper limit to get all states unbound). From Fig. (6), it is clear that a total of 10 different transitions are possible from initial 0^+ ground state to the final 1^- state of ${}^6\text{He}$. We have investigated the detailed structure of $E1$ (dipole) strength distribution from two perspectives, one is to fix the pairing strength and second is to study the role of different configurations. Fig. (7), shows the total dipole transition strength of ${}^6\text{He}$ with different values of G and Table- (IV) tabulates the total $B(E1)$ strength in $e^2\text{fm}^2$ with pairing strength G . As it should, it remains practically constant. The shape and strength of our dipole response function are consistent with the previous calculations [45, 55–57]. As a result of the smoothing procedure, the curves in Fig. (7) show a few minor wiggles, that are not to be attributed to resonances, but must be considered as an artifact. It is clear, though, that there is an

TABLE IV: Total B(E1) with varying pairing strength.

G	Total B(E1) $e^2 fm^2$
0	1.8747
100	1.8736
200	1.8378

accumulation of strength at energies of 2 – 10 MeV and possibly a shallow maximum around 3 – 5 MeV. We find in these calculations that the transition from $[p_{3/2} \times p_{3/2}]^{(0)} \rightarrow [p_{3/2} \times d_{5/2}]^{(1)}$ plays the dominant role in total dipole transition strength, whereas all the remaining nine transitions are less significant.

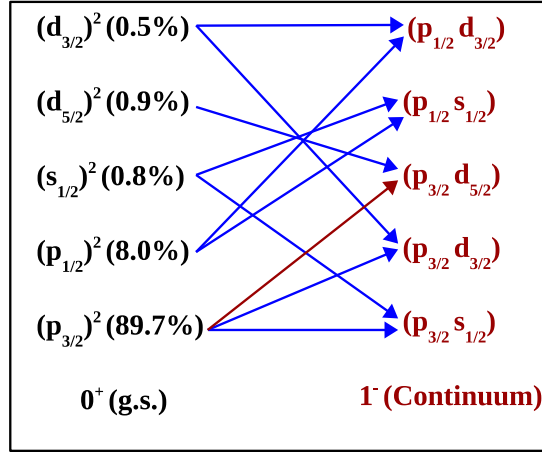


FIG. 6: (Color online) Total number of possible dipole transitions from ground state 0^+ to the final state 1^- with different contributions from five different possible configurations for ${}^6\text{He}$. The dominant transition is highlighted in red color.

IX. OCTUPOLE STRENGTH DISTRIBUTION

We have also investigated the detailed structure of $E3$ (Octupole) strength distribution of the system. After constructing a basis of dimensions $N=50$, made up of three parts, namely $[p_{1/2} \times d_{5/2}]^{(3)}$, $[p_{3/2} \times d_{3/2}]^{(3)}$ and $[p_{3/2} \times d_{5/2}]^{(3)}$, we diagonalize the pairing matrix and obtain eigenvalues, that are all unbound, and the corresponding eigenvectors. We did calculations for four different values of pairing strength G_3 i.e. 0, 250, 500 and 660 (upper limit to get all states unbound). From Fig. (8), it is clear that there is a total of 6 different transitions from initial 0^+ ground

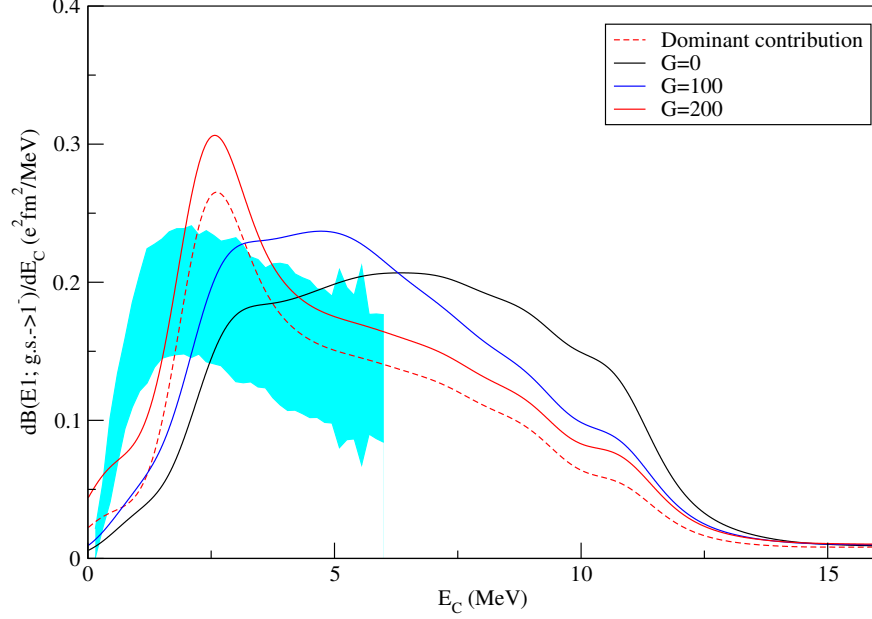


FIG. 7: (Color online) Dipole $E1$ transition strength distribution from ground state 0^+ to the final state 1^- for ${}^6\text{He}$ for a few values of the pairing strength compared to experimental data up to 6 MeV from ref [11].

state to the final continuum 3^- state of ${}^6\text{He}$. We cannot integrate to find the total strength,

TABLE V: Total $B(E3)$ with varying pairing strength G .

G	Total $B(E3)$ $e^2 fm^6$
0	91.2076
250	91.1592
500	91.0861
660	90.8239

because we can not extend the calculations beyond the present energy range due to computational limitations. Therefore it is not clear, at present, if we have reached the maximum value for the octupole distribution. Ideally, one should use a larger energy cut and maybe a smaller density of states. Table- (V) tabulates the total $B(E3)$ strength in $e^2 fm^6$ with pairing strength G up to the limit of 660. We have estimated the total octupole strength to be approximately $190 e^2 fm^6$ by following the procedure outlined in Ref. [58]. Therefore our results exhaust about 50% of the total expected strength. Fig. (9), shows the total octupole transition strength of ${}^6\text{He}$ with different values of G . The shape of our octupole response function clearly shows two large structures around 1 MeV and 10 MeV respectively, but the precise value of G has, in this case, little influence on the overall shape. This is due to the fact that with increasing l the integral between different sets of




FIG. 8: (Color online) Schematic representation depicting all of the possible octupole transitions from ground state 0^+ emerging from five different configurations to the final state 3^- emerging from three different configurations for ${}^6\text{He}$. The dominant transitions are highlighted in red color along with their percentage contribution.

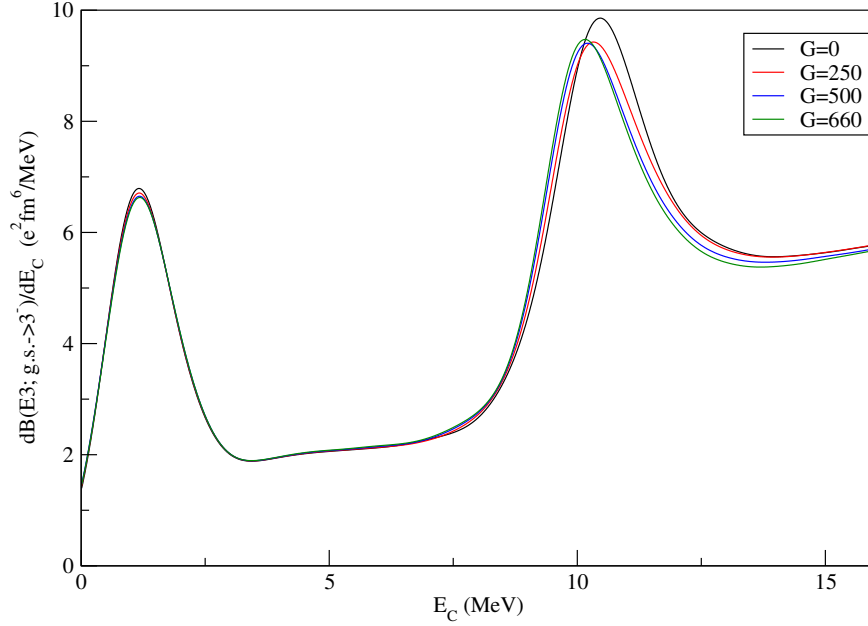


FIG. 9: (Color online) Octupole $E3$ transition strength distribution from ground state 0^+ to the final state 3^- for ${}^6\text{He}$.

single particle wave functions become progressively small and pairing becomes a weak perturbation. We have found in these calculations that both these peaks take contribution from the transitions $[p_{3/2} \times p_{3/2}]^{(0)} \rightarrow [p_{3/2} \times d_{3/2}]^{(3)}$ and $[p_{3/2} \times p_{3/2}]^{(0)} \rightarrow [p_{3/2} \times d_{5/2}]^{(3)}$. These dominate the total

octupole transition strength, amounting to approximately $\sim 59\%$ and $\sim 41\%$. All the remaining four transitions depicted in Fig. (8) are comparatively less significant.

X. CONCLUSIONS

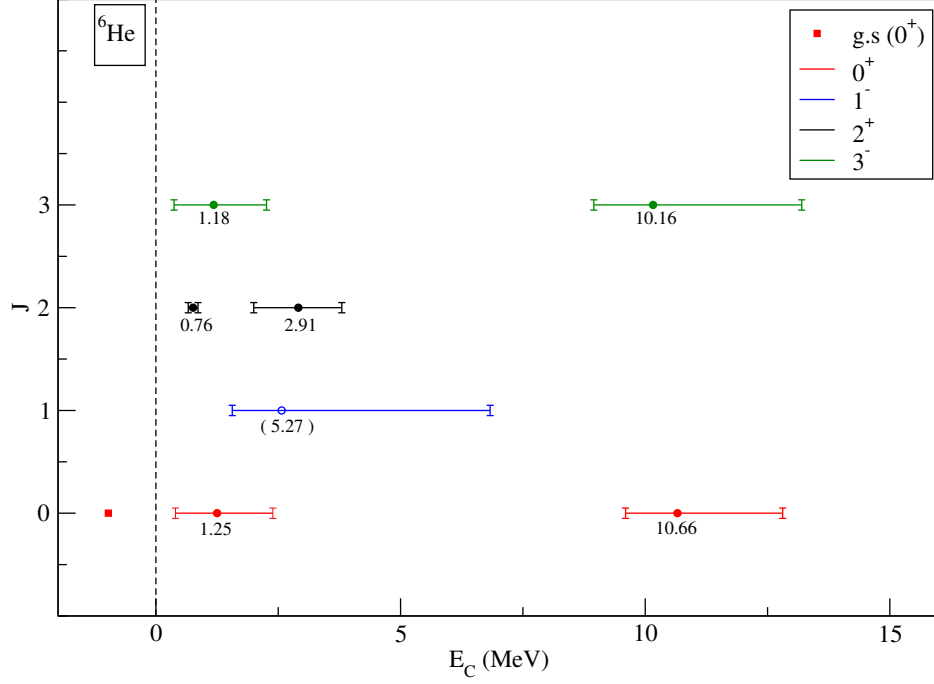


FIG. 10: (Color online) Schematic representation of the spectrum of ${}^6\text{He}$ predicted by our simple model. The parenthesis in the $J = 1^-$ response indicates the uncertainty on the position of the peak (see text).

In summary, the electric multipole response of ${}^6\text{He}$ has been investigated by using a simple structure model [46–49], and the role of different configurations has been explored in each case. Fig. (10), shows our predictions for the response of ${}^6\text{He}$ to electromagnetic excitations of different multipolarity by showing the centroid of each state and the width on horizontal scale. We have computed the $B(E0)$ values (Fig. 5) from ground state to the continuum eigenstates and we have adjusted the strength of pairing matrix to get ground energy at right place. We have found two peaks at energies 1.25 and 10.66 MeV. Their widths are about 1.99 and 3.21 MeV respectively. For dipole strength distribution (Fig. 7) we have indicated in figure the case with maximal pairing strength that shows a maximum at 2.57 MeV with asymmetric width of 5.27 MeV. For quadrupole strength distribution (Fig. 9) we have already reported in our previous calculation [46] about the details of two resonances. Finally for octupole strength distribution we have found two broad structures at 1.18 and 10.16 MeV with asymmetric widths of 1.89 and 4.25 MeV respectively. We

expect that our efforts might be of help to unravel the complex patterns seen in the continuum spectrum of ${}^6\text{He}$.

XI. ACKNOWLEDGEMENTS

We would like to thank J.A.Lay, K. Hagino, Sukhjeet Singh and Antonio Moro for useful suggestions. J.Singh gratefully acknowledges the financial support from Fondazione Cassa di Risparmio di Padova e Rovigo (CARIPARO).

-
- [1] I. Tanihata, H. Hamagaki, O. Hashimoto, Y. Shida, N. Yoshikawa, K. Sugimoto, O. Yamakawa, T. Kobayashi, and N. Takahashi, Phys. Rev. Lett. **55**, (1985) 2676.
 - [2] I. Tanihata et al., Phys. Lett. **B 160**, (1985) 380.
 - [3] I. Tanihata et al., Phys. Lett. **B 206**, (1985) 592.
 - [4] K. Tanaka et al., Phys. Rev. Lett. **104**, (2010) 062701.
 - [5] M.V. Zhukov, B.V. Danilin, D.V. Fedorov, J.M. Bang, I.J. Thompson and J.S. Vaagen, Phys. Rep. **231**, (1993) 151.
 - [6] M. Matsuo, Phys. Rev. **C 73**, (2006) 044309.
 - [7] G.F. Bertsch, H. Esbensen, Ann. Phys. (N.Y.) **209**, (1991) 327.
 - [8] T. Otsuka, R. Fujimoto, Y. Utsuno, B. A. Brown, M. Honma and T. Mizusaki Phys. Rev. Lett. **87**, (2001) 082502.
 - [9] T. Kobayashi et al., Phys. Rev. Lett. **60**, (1988) 2599.
 - [10] N. Fukuda et al., Phys. Rev. **C 70**, (2004) 054606.
 - [11] T. Aumann et al., Phys. Rev. **C 59**, (1999) 1252.
 - [12] T. Nakamura et al., Phys. Rev. Lett. **96**, (2006) 252502.
 - [13] F. Catara, C.H. Dasso and A. Vitturi, Nucl. Phys. **A602**, (1996) 181.
 - [14] B.V. Danilin, et al., Phys. Rev. **C 55**, (1997) 577.
 - [15] F.P. Brady et al., J.Phys.G **10** (1984) 363.
 - [16] F. Ajzenberg-Selove, Nucl. Phys. **A 490**, (1988) 1.
 - [17] J. Jänecke et al., Phys.Rev. C **54**, (1996) 1070.
 - [18] S. Nakayama et al., Phys. Rev. Lett. **85**, (2000) 262.
 - [19] S. Nakayama et al., Phys. Rev. Lett. **87**, (2001) 122502.
 - [20] T. Nakamura et al., Phys. Lett. **B 493**, (2000) 209.
 - [21] T. Nakamura, Eur. Phys. J. A **13** (2002) 33-37.
 - [22] H. Akimune et al., Phys. Rev. C **67**, (2003) 051302(R).
 - [23] X. Mougeot et al., Phys. Lett. B **718** (2012) 441-446.

- [24] O.M. Povoroznyk, V.S. Vasilevsky, Ukr. J. Phys. **60**, (2015) 3.
- [25] S. Aoyama, S. Mukai, K. Kato and K. Ikeda, Prog. Theor. Phys. **93**, (1995) 99.
- [26] S. Aoyama, S. Mukai, K. Kato and K. Ikeda, Prog. Theor. Phys. **94**, (1995) 343.
- [27] T. Myo, S. Aoyama, K. Kato and K. Ikeda, Phys. Rev. **C63**, (2001) 054313.
- [28] A. Csoto, Phys. Rev. **C48**, (1993) 165.
- [29] K. Arai, Y. Suzuki and R. G. Lovas, Phys. Rev. **C59**, (1999) 1432.
- [30] N. Michel, W. Nazarewicz, M. Ploszajczak, K. Bennaceur, Phys. Rev. Lett., **89**, (2002) 042502.
- [31] N. Michel, W. Nazarewicz, M. Ploszajczak, K. Bennaceur, Phys. Rev. C **67**, (2003) 054311.
- [32] G. Hagen, M. Hjorth-Jensen, J.S. Vaagen, Phys. Rev. **C 71**, (2005) 044314.
- [33] N. Michel, W. Nazarewicz, M. Ploszajczak, Phys. Rev. **C 82**, (2010) 044315.
- [34] A. Volya, V. Zelevinsky, Phys. Rev. Lett., **94**, (2005) 052501.
- [35] T. Myo, K. Kato and K. Ikeda, Phys. Rev. **C 76**, (2007) 054309.
- [36] M. V. Zhukov, B. V. Danilin, D. V. Fedorov, J. M. Bang, I. J. Thompson and J. S. Vaagen, Phys. Rep. **231**, (1993) 151-199.
- [37] S.C. Pieper, R.B. Wiringa, and J. Carlson, Phys. Rev. **C 70**, (2004) 054325.
- [38] P. Navrátil and W. E. Ormand, Phys. Rev. **C 68**, (2003) 034305.
- [39] P. Navrátil, J. P. Vary, W. E. Ormand, and B. R. Barrett, Phys. Rev. Lett. **87**, (2001) 172502.
- [40] B. V. Danilin, T. Rogde, S. N. Ershov, H. Heiberg-Andersen, J. S. Vaagen, I. J. Thompson, and M. V. Zhukov, Phys. Rev. **C 55**, (1997) R577.
- [41] B. V. Danilin, I. J. Thompson, J. S. Vaagen, and M. V. Zhukov, Nucl. Phys. **A632**, (1998) 383.
- [42] S. Korennov and P. Descouvemont, Nucl. Phys. **A740**, (2004) 249.
- [43] A. Damman and P. Descouvemont, Phys. Rev. **C 80**, (2009) 044310.
- [44] C. Romero-Redondo, S. Quaglioni, P. Navrátil and G. Hupin, Phys. Rev. Lett. **113**, (2014) 032503.
- [45] D. Mikami, W. Horiuchi, and Y. Suzuki, Phys. Rev. **C 89**, (2014) 064303.
- [46] L. Fortunato, R. Chatterjee, Jagjit Singh and A. Vitturi, Phys. Rev. **90**, (2014) 064301.
- [47] Jagjit Singh, AIP Conf. Proc. **1681**, (2015) 020009.
- [48] Jagjit Singh, L. Fortunato, Acta Physica Polonica **B 47**, 1001 (2016).
- [49] Jagjit Singh, Ph.D. thesis, Univ. of Padova, Italy (2016).
- [50] TUNL, Nuclear Data Evaluation, http://www.tunl.duke.edu/NuclData/General_Tables/5he.shtml
- [51] K. Hagino and H. Sagawa, Phys. Rev. **C 72**, (2005) 044321.
- [52] T. Myo et al., Progress in Particle and Nuclear Physics **79**, (2014) 1-56.
- [53] J. Kantele, Nucl. Instr. Meth. **A271** (1988) 625.
- [54] J. Meyer, P. Quentin and M. Brack, Physics Letters **133B**, (1983) 279.
- [55] S. Aoyama, S. Mukai, K. Kato and K. Ikeda, Prog. Theor. Phys. **116**, (2006) 1-35.
- [56] P. Descouvemont, E. Pinilla, and D. Baye, Prog. Theor. Phys. Suppl. **196**, (2012) 1.
- [57] J. A. Lay, A. M. Moro, J. M. Arias, and J. Gómez-Camacho, Phys. Rev. **C 82**, (2010) 024605.

- [58] H. Sagawa, N. Takigawa, Nguyen van Giai, Nucl. Phys. **A543**, (1992) 575.
- [59] There is a minor loss of strength close to zero that could be avoided by using for example Lorentzian functions instead of Gaussians.