

Magnetic field evolution of accreting neutron stars

Ya. N. Istomin^{1,2,3}, I. A. Semerikov²

¹ *P.N. Lebedev Physical Institute, Leninsky Prospect 53, Moscow 119991, Russia*

² *Moscow Institute Physics and Technology, Institutskii per. 9, Dolgoprudnyi, Moscow region, 141700, Russia*

³ *E-mail: istomin@lpi.ru*

ABSTRACT

The flow of a matter, accreting onto a magnetized neutron star, is accompanied by an electric current. The closing of the electric current occurs in the crust of a neutron stars in the polar region across the magnetic field. But the conductivity of the crust along the magnetic field greatly exceeds the conductivity across the field, so the current penetrates deep into the crust down up to the super conducting core. The magnetic field, generated by the accretion current, increases greatly with the depth of penetration due to the Hall conductivity of the crust is also much larger than the transverse conductivity. As a result, the current begins to flow mainly in the toroidal direction, creating a strong longitudinal magnetic field, far exceeding an initial dipole field. This field exists only in the narrow polar tube of r width, narrowing with the depth, i.e. with increasing of the crust density ρ , $r \propto \rho^{-1/4}$. Accordingly, the magnetic field B in the tube increases with the depth, $B \propto \rho^{1/2}$, and reaches the value of about 10^{17} Gauss in the core. It destroys super conducting vortices in the core of a star in the narrow region of the size of the order of ten centimeters. Because of generated density gradient of vortices they constantly flow into this dead zone and the number of vortices decreases, the magnetic field of a star decreases as well. The attenuation of the magnetic field is exponential, $B = B_0(1 + t/\tau)^{-1}$. The characteristic time of decreasing of the magnetic field τ is equal to $\tau \simeq 10^3$ years. Thus, the magnetic field of accreted neutron stars decreases to values of $10^8 - 10^9$ Gauss during $10^7 - 10^6$ years.

Key words: magnetic fields - accretion - stars: neutron

1 INTRODUCTION

Rather quickly after the discovery of radio pulsars (Hewish et al. 1968), it became clear that their sources are neutron stars, and the mechanism of radiation is directly associated with rotating magnetic field frozen into the body of a star (Goldreich & Julian 1969). Magnetic fields of neutron stars: radio pulsars, x-ray pulsars and x-ray variables, are measured mainly by two methods. The first method is based on the assumption that a neutron star with a frozen-in magnetic field is an oblique magnetic rotator. Then the loss of the energy by the magneto dipole radiation equals

$$\dot{E} = -\frac{B_0^2 \Omega^4 R^6}{6c^3} \sin^2 \chi.$$

Here R is the radius of the star ($R \simeq 10\text{km}$), χ is the angle between the rotation axis and the axis of the magnetic dipole, B_0 is the magnetic field at the surface on the magnetic pole, Ω is the frequency of the star rotation, c is the speed of the light. Considering that the energy source is the rotation of the star, and taking into account that $E = I\Omega^2/2$, where I is the moment of inertia of the star ($I \simeq 10^{45}\text{gcm}^2$), measuring the rotation period $P = 2\pi/\Omega$ and period derivative \dot{P} , we obtain the estimation for the magnitude of

the magnetic field B_0 ,

$$B_0 = \left(\frac{3}{2\pi^2} \frac{Ic^3}{R^6} P\dot{P} \right)^{1/2} \simeq 10^{12} \left(\frac{P}{1\text{s}} \right)^{1/2} \left(\frac{\dot{P}}{10^{-15}} \right)^{1/2} G. \quad (1)$$

In this expression it is considered that the angle of the inclination of the magnetic dipole χ is of the order of unity. The above evaluation (1) suggests that the expression for the magneto dipole losses of a dipole rotating in a vacuum is also true for the neutron star with a magnetosphere filled by a dense electron-positron plasma, which is born in a strong magnetic field. As was shown by Beskin, Gurevich & Istomin (1993), the electromagnetic radiation is screened by the magnetospheric plasma, and the loss of rotation are determined by the electric currents flowing in the magnetosphere and on the stellar surface. However, the relation (1) remains in force for magnetospheric electric currents of the order of the Goldreich-Julian current, $j_{GJ} = B\Omega/2\pi$ (see the paper by Beskin, Istomin & Philippov 2013). The second method is to measure the absorption lines in the spectrum of x-ray pulsars. It is assumed that they are formed by cyclotron absorption in the atmosphere of neutron stars when the wave frequency ω coincides with the n harmonic of the

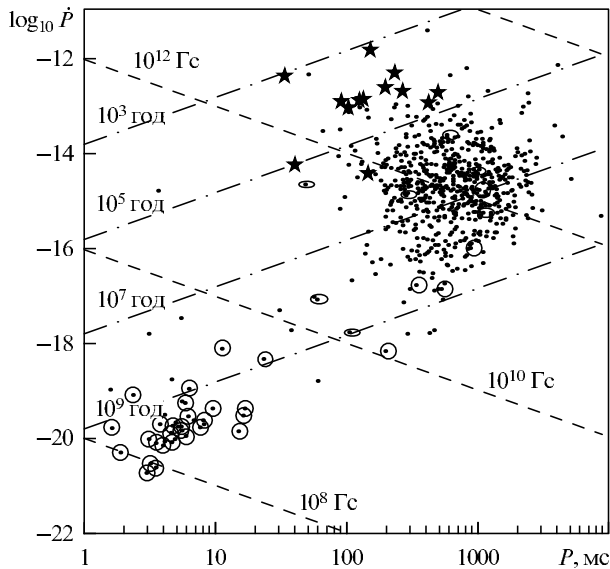


Figure 1. The diagram of distribution of radio pulsars in the plane $P - \dot{P}$ (the period-the period derivative). Points circled by circles and ellipses correspond to sources in binary systems. Pulsars associated with supernova remnants marked by asterisks (Lorimer 2001). The dashed lines correspond to different values of the magnetic field and the age $P/2\dot{P}$.

cyclotron frequency of cold electrons, $\omega = neB/m_e c$. Here e and m_e is the electric charge and the mass of electron, respectively.

Measured by these methods, magnetic fields of pulsars are in the range of $10^8 - 10^{13}$ Gauss, see Fig. 1 (Lorimer, 2001). One can distinguish two groups of neutron stars - single radio pulsars with fields $10^{11} - 10^{13}$ Gauss and recycled pulsars with fields of $10^8 - 10^{10}$ Gauss, which were or are members of close binary systems. We are not considering here a separate group of neutron stars with super strong magnetic fields, $10^{13} - 10^{15}$ Gauss, so-called magnetars, that emit energy stored in the magnetic field, far exceeding the rotational energy.

It is seen that the neutron star with a low magnetic field, $10^8 - 10^{10}$ Gauss, do have small values of the braking, $\dot{P} \simeq 10^{-19} s/s$, and hence large dynamic life times, $\tau_d = P/2\dot{P} \simeq 10^9$ years, despite they have small periods of rotation (the majority of them are millisecond pulsars). Neutron stars with the traditional magnetic fields, $10^{11} - 10^{13}$ Gauss, have a life time of $\tau_d \simeq 10^7$ years. This time for them is almost identical with the so-called kinematic life time, $\tau_k = z/v$, where the value of z is the height of the neutron star above the Galactic plane, and v is their proper velocity, normal to the plane of the Galaxy. Pulsars are fast objects with velocities $\simeq 200 - 400$ km/s (Lyne, Anderson & Salter 1982), so their normal speeds are of the order of $\simeq 100$ km/s. From the fact of correlation between times τ_d and τ_k , it follows that the time of evolution (decay) of the magnetic field of neutron stars τ_B is of the value of $\tau_B > 10^7$ years. Based on these properties, we can estimate the lower limit of the conductivity of the matter of a neutron star σ . Magnetic viscosity $\eta = c^2/4\pi\sigma$ must be of the order of R^2/τ_B , i.e. $\eta < 3 \cdot 10^{-3} cm^2/s$. This gives the estimate of $\sigma > 3 \cdot 10^{22} s^{-1}$. The conductivity of the crust of neutron stars is about $10^{20} s^{-1}$ (Blandford, Appelgate & Hernquist 1983), which means that electric currents, which create the magnetic field B frozen into the body of the star, do not flow in the crust. Moreover, since the crust thickness H is about $1 km \simeq R/10$, then the condition for the crust conductivity becomes even more hard, $\sigma > 3 \cdot 10^{24} s^{-1}$. All these mean that the

source of the magnetic field of neutron stars is placed in the core, where the matter is in the super conducting state. Nonetheless, it is clear that neutron stars, passed or are in the process of accretion, lost a significant part of their magnetic field. And this phenomenon cannot be due to processes on the surface and in outer layers of the crust (motion of matter, heating, etc.) associated with accretion of the matter. The magnetic field, originating in the core of neutron stars, cannot be screened by the surface currents due to the continuity of the radial component of the magnetic field. How does accretion affect the core of the star? The only possibility is the effect of additional electromagnetic fields arising from the accretion of the matter onto the surface of the neutron star.

It should be noted that accretion of a conducting matter (plasma) onto a magnetized star is very different from accretion of a neutral gas or accretion in the absence of a magnetic field in the magnetosphere of a star. Conducting accretion disk closes different magnetic surfaces of the magnetic field of a star. The magnetic field lines, emerging from a stellar surface closer to the magnetic pole, come to more distant parts of a disk from a star. While more equatorial lines come to the inner part of a disk. The magnetic fluxes f inside these magnetic surfaces are different, their difference is equal to Δf . Then due to the rotation of magnetic field lines together with a star, there appears the difference of the potential of the electric field, $\psi = \Omega \Delta f / c$. That is the so-called unipolar inductor (Landau, Lifshitz, Pitaevskii 1984). The electrical voltage ψ produces the electric current j flowing in the magnetosphere along magnetic field lines due to strong particle magnetization. The closer of this current occurs on a disk in the outer region, and on a star in its polar cap. The system 'disk-rotating star with frozen-in magnetic field' forms a simple dynamo machine, in which, depending on the direction of the electric current, a disc spins a star or a star spins a disk (propeller). The presence of electric current does not mean appearance of electric charge in plasma, i.e. charge separation. Charge density and electric current are independent characteristics. It is clear that any electric charge will cause the appearance of the electric field, which will restore the quasi-neutrality of a plasma. The stellar magnetosphere has a 'sea' of electrons which neutralize any charge.

The magnetic field in a magnetosphere fundamentally changes the motion of charged particles. In a magnetic field the generalized angular momentum of a particle consists of two parts: the mechanical angular momentum l and the electromagnetic one qf/c . It is similar to the particle generalized momentum is the sum of the mechanical momentum p and the electromagnetic part qA/c . Here q is the particle charge and A is the vector potential of the electromagnetic field. But electromagnetic part of the angular momentum in the magnetosphere near a stars far exceeds mechanical angular momentum, their ratio is of the order of ratio of the cyclotron frequency of particle rotation in magnetic field ω_c to the frequency of rotation of a star Ω , $\omega_c/\Omega \gg 1$. This means that a charged particle, having a mechanical angular momentum far away from the star, transforms it into electromagnetic one near a star. And transmission of electromagnetic angular momentum from the plasma of a disk to a star (and vice versa) means existence of the flux of the moment of the Poincaré vector, which does not arise without generation of additional to the stellar magnetic field electromagnetic fields and electric currents.

The accretion of the matter onto the surface of a magnetized star occurs in the region of the magnetic poles of the size of $r_0 \simeq 10^3$ (see Fig. 2). As we explained above, the accretion is accompanied by the electric current. This electric current forms a closed loop, it flows through the accretion disk in the direction

to the star, then in the magnetosphere along the magnetic surfaces, which link the internal edge of the disk with the polar cap on the surface, then returns to the disk at the inner accretion flow for the case of a corotating disk. This current transports the angular momentum from the accretion disk to the star. Its closing in the polar cap across the magnetic field produces the Ampere force spinning up (for a corotating disk) or decelerating (for a counterrotating disc) the stellar rotation. The torque K , acting on the star, equals

$$K = \dot{M} r_d^2 \Omega. \quad (2)$$

Here \dot{M} is the accretion rate and the value of r_d is the inner radius of the accretion disk, which for corotation is equal to the radius of corotation r_c ,

$$r_c = \left(\frac{GM}{\Omega^2} \right)^{1/3} = 1.5 \cdot 10^8 \left(\frac{M}{M_\odot} \right)^{1/3} \left(\frac{P}{1s} \right)^{2/3} \text{ cm},$$

and for counterrotation equals the Alfvén radius r_A ,

$$r_A = \left(\frac{B_0^2 R^6}{2^{1/2} \dot{M} r_c^{3/2} \Omega} \right)^{2/7} = 1.6 \cdot 10^9 \left(\frac{B_0}{10^{12} G} \right)^{4/7} \cdot \left(\frac{\dot{M}}{10^{-10} M_\odot / \text{yr}} \right)^{-2/7} \left(\frac{r_c}{10^8 \text{ cm}} \right)^{-3/7} \left(\frac{P}{1s} \right)^{2/7} \text{ cm}. \quad (3)$$

The value of G is the gravitational constant, M is the mass of the star. The physics of the plasma accretion onto a magnetized star is described in details by Istomin & Haensel (2013).

Closing of the current occurs in the crust of neutron stars because the conductivity of the plasma in the accretion column, $\sigma_p = 3 \cdot 10^{17} (T_e / 1 \text{ KeV})^{3/2} (\Lambda / 10)^{-1} \text{ s}^{-1}$ (T_e is the electron temperature, Λ is the Coulomb logarithm, $\Lambda \simeq 20$), significantly less than the conductivity of the crust. But the conductivity of the crust is strongly anisotropic, the conductivity along the magnetic field, σ_{\parallel} , is significantly higher than the conductivity across the magnetic field, σ_{\perp} , $\sigma_{\parallel} \gg \sigma_{\perp}$. Therefore, the accretion current must penetrate deep into the crust, the depth of the penetration must be of the order of $(\sigma_{\parallel} / \sigma_{\perp}) r_0 \gg r_0$, r_0 is the radius of the polar cap. In addition, due to the strong magnetization of electrons, the crust also has the Hall conductivity, $\sigma_{\wedge} \gg \sigma_{\perp}$, and the electric current begins to flow mainly in the azimuthal direction, creating the magnetic field directed along the axis of the penetration, i.e. along the axis of the dipole (Fig. 2). Thus, the electric current I , which is necessary to create the magnetic field B_0 in the polar region, equals

$$I = \frac{B_0 r_0 c}{2} \left(\frac{\sigma_{\wedge}}{\sigma_{\perp}} \right)^{-1}.$$

It creates the torque K ,

$$K = \frac{I B_0 r_0^2}{2}. \quad (4)$$

Equating the values of (2) and (4), we obtain

$$I = \left[\frac{\pi \dot{M} B_0 r_d^2 c^3}{2 P} \left(\frac{\sigma_{\wedge}}{\sigma_{\perp}} \right)^{-2} \right]^{1/3} = 3.2 \cdot 10^{14} \left(\frac{\dot{M}}{10^{-10} M_\odot / \text{yr}} \right)^{1/3} \left(\frac{B_0}{10^{12} G} \right)^{1/3} \left(\frac{r_d}{10^8 \text{ cm}} \right)^{2/3} \left(\frac{P}{1s} \right)^{-1/3} \left(\frac{\sigma_{\wedge}}{30 \sigma_{\perp}} \right)^{-2/3} \text{ A}. \quad (5)$$

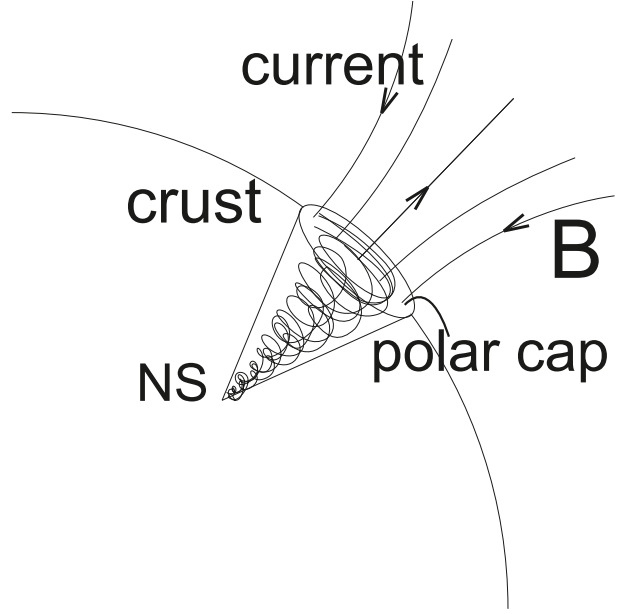


Figure 2. Magnetic field and electric current in the polar region.

The size of the polar cap equals

$$r_0 = \left[\frac{4\pi \dot{M} r_d^2}{B_0^2 P} \left(\frac{\sigma_{\wedge}}{\sigma_{\perp}} \right) \right]^{1/3} = 1.3 \cdot 10^3 \left(\frac{\dot{M}}{10^{-10} M_\odot / \text{yr}} \right)^{1/3} \left(\frac{B_0}{10^{12} G} \right)^{-2/3} \left(\frac{r_d}{10^8 \text{ cm}} \right)^{2/3} \left(\frac{P}{1s} \right)^{-1/3} \left(\frac{\sigma_{\wedge}}{30 \sigma_{\perp}} \right)^{1/3} \text{ cm}. \quad (6)$$

The transverse size r of the region, where the current I is closed, becomes less with the distance from the stellar surface while the current penetrates into the crust. At the same time, the magnetic field, which equals B_0 on the surface, increases with depth, $B = B_0 (r_0 / r)^2$. But it exists only in the narrow tube, not penetrating into other areas of the crust. Such a structure is similar to a needle and can be called the 'magnetic needle' (Fig. 2).

2 CLOSING OF THE CURRENT IN THE CRUST

In this section we will describe in details how the accretion current is closed in the crust in the polar region. As we mentioned above, the conductivity of the crust along the stellar magnetic field, which is almost perpendicular to the stellar surface in polar cap, is much larger than the crust conductivity across the magnetic field. It means that the current must penetrate deep to the crust. The polar cap on the surface of the star, onto which a plasma accretes from a disk, has high degree of the azimuthal symmetry. Therefore, we consider the axisymmetric problem of closing of currents in the crust in the region near the axis of the magnetic dipole. In this case a closed electric current, $\nabla \mathbf{j} = 0$, is presented in the form

$$\mathbf{j} = \nabla J_1 \times \nabla \varphi + J_2 \nabla \varphi, \quad (7)$$

where J_1 and J_2 are scalar functions of the depth h and the distance to the axis of the dipole r , $J_1 = J_1(h, r)$; $J_2 = J_2(h, r)$, and φ is the azimuthal angle. Since $\nabla \mathbf{B} = 0$, the magnetic field \mathbf{B} is also representable in the form

$$\mathbf{B} = \nabla f \times \nabla \varphi + g \nabla \varphi, \quad (8)$$

where $f(h, r)$ is the poloidal flux of the magnetic field, and $g(h, r)/r$ is the toroidal magnetic field. From the Maxwell's equation $\text{curl}\mathbf{B} = 4\pi\mathbf{j}/c$ we get

$$J_2 = -\frac{c}{4\pi}\tilde{\Delta}f; J_1 = \frac{c}{4\pi}g, \tilde{\Delta} = r\frac{\partial}{\partial r}\left(\frac{1}{r}\frac{\partial}{\partial r}\right) + \frac{\partial^2}{\partial h^2}. \quad (9)$$

The Ohm's law for an anisotropic medium is

$$\mathbf{j} = -\mathbf{b}(\sigma_{\parallel} - \sigma_{\perp})(\mathbf{b}\nabla\Psi) - \sigma_{\perp}\nabla\Psi - \sigma_{\wedge}(\nabla\Psi \times \mathbf{b}), \quad (10)$$

where the vector \mathbf{b} is the unit vector along the magnetic field,

$$\mathbf{b} = r\frac{\nabla f \times \nabla\varphi + g\nabla\varphi}{(\nabla f^2 + g^2)^{1/2}}.$$

The value of $\Psi(h, r)$ is the potential of the electric field, which occur in the crust when the electric current of accretion invades into it. The conductivity along the magnetic field is σ_{\parallel} , the transverse conductivity is σ_{\perp} and the Hall conductivity is σ_{\wedge} . The toroidal component of the equation (10) together with equations (7, 9) gives the equation

$$\frac{c}{4\pi}\tilde{\Delta}f = \frac{rg(\sigma_{\parallel} - \sigma_{\perp})}{\nabla f^2 + g^2}(\nabla\Psi \times \nabla f)_{\varphi} - \frac{r\sigma_{\wedge}}{(\nabla f^2 + g^2)^{1/2}}\nabla\Psi \cdot \nabla f, \quad (11)$$

while the poloidal components lead to the equation

$$\frac{c}{4\pi}\nabla g \times \nabla\varphi = -\frac{r(\sigma_{\parallel} - \sigma_{\perp})(\nabla\Psi \times \nabla f)_{\varphi}}{\nabla f^2 + g^2}\nabla f \times \nabla\varphi - \sigma_{\perp}\nabla\Psi - \frac{r\sigma_{\wedge}}{(\nabla f^2 + g^2)^{1/2}}\nabla\Psi \times \nabla\varphi. \quad (12)$$

Let us find the value of $(\nabla\Psi \times \nabla f)_{\varphi}$ from the equation (11)

$$(\nabla\Psi \times \nabla f)_{\varphi} = \frac{\nabla f^2 + g^2}{rg(\sigma_{\parallel} - \sigma_{\perp})}\left[\frac{c}{4\pi}\tilde{\Delta}f + \frac{r\sigma_{\wedge}}{(\nabla f^2 + g^2)^{1/2}}\nabla\Psi \cdot \nabla f\right]. \quad (13)$$

The conductivity along the magnetic field lines is large, $r\sigma_{\parallel}/c \gg 1$ ($\sigma_{\parallel} \gg \sigma_{\perp}$), i.e. $(\nabla\Psi \times \nabla f)_{\varphi} \simeq 0$. This means that the electric potential Ψ is constant along the magnetic surface $f = \text{const}$, $\Psi = \Psi(f)$. Thus, the electric field is directed perpendicular to the poloidal magnetic field, $\nabla\Psi = (d\Psi/df)\nabla f$. Substituting (13) into (12), we obtain (Istomin, Smirnov & Pak 2005)

$$\frac{c}{4\pi}g\nabla g \times \nabla\varphi = -\left[\frac{c}{4\pi}\tilde{\Delta}f + r\sigma_{\wedge}(\nabla f^2 + g^2)^{1/2}\frac{d\Psi}{df}\right](\nabla f \times \nabla\varphi) - \sigma_{\perp}g\frac{d\Psi}{df}\nabla f \quad (14)$$

The right hand side of the equation (14) has two components: along the vector ∇f and along the vector $\nabla f \times \nabla\varphi$, which is orthogonal to it. So, it is convenient to introduce the orthogonal coordinate system (f, x_1, φ) , where $\nabla x_1 = \nabla f \times \nabla\varphi$. The coordinate x_1 is directed along the magnetic surface $f = \text{const}$. In virtue of the cylindrical symmetry the function g is a function of two coordinates, f and x_1 , $g(f, x_1)$, $\nabla g = (\partial g/\partial f)\nabla f + (\partial g/\partial x_1)\nabla x_1$. Then the component of the equation (14) along ∇f gives

$$g = \frac{4\pi}{c}\frac{d\Psi}{df}\int_0^{x_1} r^2(f, x'_1)\sigma_{\perp}(f, x'_1)dx'_1 + F(f).$$

We consider the coordinate x_1 is equal to zero at the stellar surface $h = 0$. The function $F(f)$ is determined by the distribution of the accretion electric current $j_0(r)$, $j_0 \simeq I/2\pi r_0^2$, incident upon the surface,

$$F(f) = \frac{4\pi}{c}\int_0^f j_1(f')df',$$

where the value of $j_1(f)$ is the current density as a function of the magnetic flux f , $j_1\nabla x_1 = j_0\mathbf{e}_h$. The total electric current is zero, i.e. $\int_0^{f_0} j_1(f')df' = 0$. The value of f_0 is the boundary value of the magnetic flux, which limits the region of existence of the electric field, $f < f_0$. As a result, for the toroidal magnetic field, $B_T = g/r$, we get the following expression

$$g = \frac{4\pi}{c}\left(\frac{d\Psi}{df}\int_0^{x_1} r^2\sigma_{\perp}dx'_1 + \int_0^f j_1df'\right). \quad (15)$$

The first term in the equation (15) is the toroidal magnetic field generated by the transverse electric current j_{\perp} . It is estimated as follows. Emerging electric field E is determined by the ratio $j_{\perp} = \sigma_{\perp}E$. On the other hand, under the continuity current condition $j_{\perp} \simeq rj_0/h$, $h > r$, and $E \simeq rj_0/h\sigma_{\perp}$. Thus, $d\Psi/df \simeq j_0/h\sigma_{\perp}B_P$, where the value of B_P is the poloidal magnetic field, $B_P = |\nabla f|/r$. Due to the strong elongation of the magnetic surfaces, $h \gg r$, the coordinate x_1 almost coincides with the depth h , $dx_1 \simeq B_P dh$. Therefore, $g \simeq 4\pi j_0 r^2/c$, $B_T \simeq 4\pi j_0 r/c$. The same toroidal field creates the longitudinal current j_0 (the second term in equation (15)). But the poloidal magnetic field exceeds the toroidal one due to the fact that the Hall conductivity is significantly larger than the transverse conductivity, $\sigma_{\wedge} \gg \sigma_{\perp}$. The toroidal current is of $j_{\phi} = \sigma_{\wedge}E \simeq \sigma_{\wedge}rj_0/\sigma_{\perp}h$, it generates the poloidal magnetic field $B_P \simeq (4\pi/c)(\sigma_{\wedge}/\sigma_{\perp})r^2j_0/h$, which near by the surface $h \simeq r_0$ is $B_{P0} \simeq (4\pi/c)(\sigma_{\wedge}/\sigma_{\perp})r_0j_0 = B_0$. We see that the poloidal field $\sigma_{\wedge}/\sigma_{\perp}$ times larger than the toroidal field.

The dependence of the poloidal field on coordinates r, h is given by the equation

$$\tilde{\Delta}f + g\frac{\partial g}{\partial f} + \frac{4\pi r\sigma_{\wedge}}{c}(\nabla f^2 + g^2)^{1/2}\frac{d\Psi}{df} = 0, \quad (16)$$

which is the projection of the equation (14) onto the direction of $\nabla f \times \nabla\varphi$. The second term in this equation describes the generation of the poloidal field by the longitudinal electric current flowing along the total magnetic field, and thereby, partly along the toroidal magnetic field. In view of above estimations, it is $(\sigma_{\perp}/\sigma_{\wedge})^2$ times less than the third term in the equation (16) that is responsible for the generation of the poloidal field by the Hall current. The electric field $d\Psi/df$ is a function of the poloidal magnetic flux f and should be zero at the boundary $f = f_0$, where the toroidal magnetic field is also zero (see the expression (15)). Because of the discussed problem is linear with respect to the electric current and hence to the magnetic field, we have

$$\frac{d\Psi}{df} = \kappa(f - f_0),$$

where κ is a constant not depending on f and coordinates r, h . According to above estimations $\kappa = j_0/r_0^3\sigma_{\perp}B_0^2$. Standing in the equation (16) the product of $r\sigma_{\wedge}(\nabla f^2 + g^2)^{1/2}$ is equal to $r^2\sigma_{\wedge}B$, which does not depend on the magnetic field B . The Hall conductivity for magnetized electrons is equal to $\sigma_{\wedge} = \sigma_{\parallel}/(\omega_c\tau_e)$, where ω_c is the cyclotron frequency of electrons and τ_e is equal to their relaxation time. But the conductivity increases with the depth h , i.e. with the increase of the density of the matter ρ . For example, the dependence of longitudinal and transverse conductivities, as well as the thermal conductivities for two values of temperatures ($T = 10^6$ K and $T = 10^7$ K), on the density is shown in Fig. 3 (Potekhin 1999). The similar behavior have these values at $T = 10^8$ K. Averaging over quantum oscillations gives the linear dependence of the

Hall conductivity on the density (Potehkin 1999)

$$\log \sigma_{\wedge} = 1.000 \log \rho + 12.62 \quad (T = 10^6 K), \quad (17)$$

$$\log \sigma_{\wedge} = 1.015 \log \rho + 12.56 \quad (T = 10^7 K),$$

$$\log \sigma_{\wedge} = 0.983 \log \rho + 10.75 \quad (T = 10^8 K).$$

Thus, $\sigma_{\wedge} B = \sigma_{\wedge 0} B_0 (\rho/\rho_0)$. Here the index '0' indicates the values on the surface of the star ($h = 0$). Let us introduce the dimensionless distances r' and h' , $r' = r/r_0$, $h' = h/r_0$. As a result, the equation (16) becomes equal to

$$\tilde{\Delta}'(f - f_0) + r'^2 \frac{\rho}{\rho_0} (f - f_0) = 0. \quad (18)$$

The density ρ/ρ_0 , standing in the equation (18), is a function of the depth h and can be approximated by a power-law dependence (Chamel & Haensel 2008)

$$\rho = \rho_0 \left[1 + \left(\frac{h}{L} \right)^{2.5} \right], \quad (19)$$

where L is the characteristic scale of change of the density of the crust, $L \simeq 2.1$ m, $\rho_0 \simeq 10^4 \text{ g/cm}^3$. The dependence of the density of the crust on the depth is shown in Fig. 4.

At large depths, $h > r_0$, the derivative over h in the equation (18) becomes small compared with the derivative over r . Therefore, the equation (18) is simplified

$$r' \frac{\partial}{\partial r'} \left(\frac{1}{r'} \frac{\partial}{\partial r'} \right) (f - f_0) + r'^2 \frac{\rho}{\rho_0} (f - f_0) = 0. \quad (20)$$

Introducing the variable $z = r'^2 (\rho/\rho_0)^{1/2} / 2$, the solution of the equation (20) is easily obtained

$$f - f_0 = f_0 (a \sin z + b \cos z), \quad (21)$$

where a and b are dimensionless constants that are determined from the boundary conditions. On the axis $r = 0$ ($z = 0$) the value of the flux is zero, $f = 0$. Then $b = -1$. Near the surface, $\rho \simeq \rho_0$, the magnetic field should be close to uniform, $f = B_0 r^2 / 2$. This condition determines the constant a , $a \simeq 2$. Then the boundary $f = f_0$ is determined by the condition $\tan z \simeq 1/2$, $z \simeq 0.46$, which with a good accuracy gives the following dependence of the thickness of the 'magnetic needle' and the magnitude of magnetic field inside it on the depth,

$$r = r_0 \left(\frac{\rho}{\rho_0} \right)^{-1/4}, \quad B = B_0 \left(\frac{\rho}{\rho_0} \right)^{1/2}. \quad (22)$$

The obtained dependences have a simple explanation. The poloidal magnetic field $B_P \simeq B$ is generated by the Hall current, $B/r = 4\pi\sigma_{\wedge}\Psi/rc$. On the other hand, on the stellar surface $B_0 = 4\pi\sigma_{\wedge 0}\Psi/c$. Thus, $B = B_0(\sigma_{\wedge}/\sigma_{\wedge 0})$. But $\sigma_{\wedge} B/\rho = \sigma_{\wedge 0} B_0/\rho_0$, and we obtain $B = B_0(\rho/\rho_0)^{1/2}$. Because the flux of the magnetic field is conserved, $r = r_0(\rho/\rho_0)^{-1/4}$.

The numerical solution of the equation (18) under the boundary condition $f(h = 0) = B_0 r^2 / 2$ confirms these dependence (Fig. 5). We see that the accreting electric current really penetrates into the inner crust and the core of a star, while greatly narrowing and amplifying the magnetic field. When the density becomes $\rho \simeq 10^{14} \text{ g/cm}^3$ the size of the magnetic tube decreases more than two orders of magnitude ($r < r_0/10^2 \simeq 10 \text{ cm}$), and the magnetic field is enhanced by five orders of magnitude ($B \simeq 10^5 B_0$). Thus, the magnetic field in the core in a small area can reach values $10^{15} - 10^{17}$ Gauss that essentially affects on properties of the core matter.

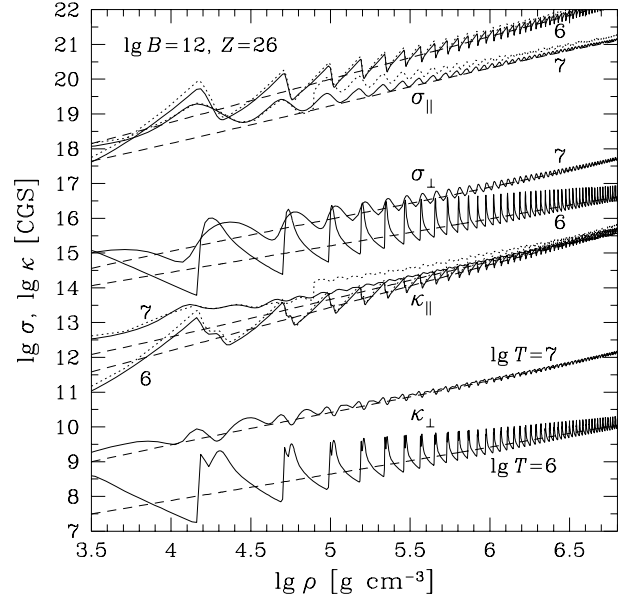


Figure 3. Conductivities along σ_{\parallel} and across the magnetic field σ_{\perp} depending on the density ρ . The magnetic field is $B = 10^{12}$ G (Potehkin 1999)

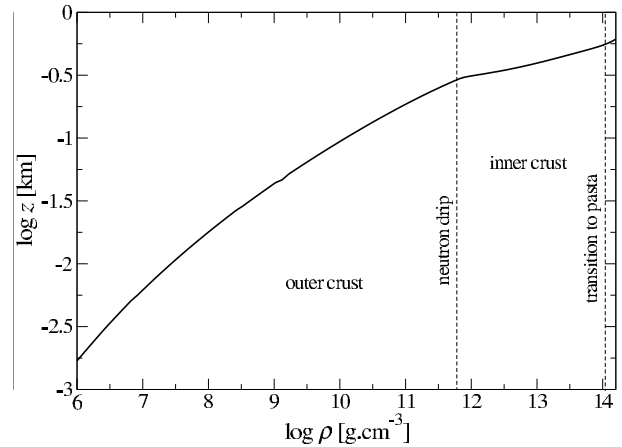


Figure 4. Density of the crust ρ versus the depth h (Chamel & Haensel 2008)

3 STRUCTURE OF THE CRUST AND THE CORE OF A NEUTRON STAR

In order to understand how the super strong magnetic field $B > 10^{15}$ Gauss has an influence upon the properties of the stellar matter we have to know the structure of a neutron star.

According to modern models, a neutron star has a solid crust and a liquid superfluid and super conducting core (Shapiro & Teukolsky 1983; Chamel & Haensel 2008). The crust of a neutron star consists of inner (*Aen*-phase) and external (*Ae*-phase) parts. *Ae*-phase consists mainly of iron nucleus Fe_{56} and degenerate gas of free electrons. Because of the mutual electrostatic repulsion, nucleus of iron form the body-centered crystal lattice, thereby creating a hard outer crust of neutron stars. The density of the matter in *Ae*-phase changes from 10^4 g/cm^3 to $4.3 \cdot 10^{11} \text{ g/cm}^3$. *Aen*-phase contains neutron-rich nuclei, which form another lattice, degenerate gases of free relativistic electrons and free neutrons. The

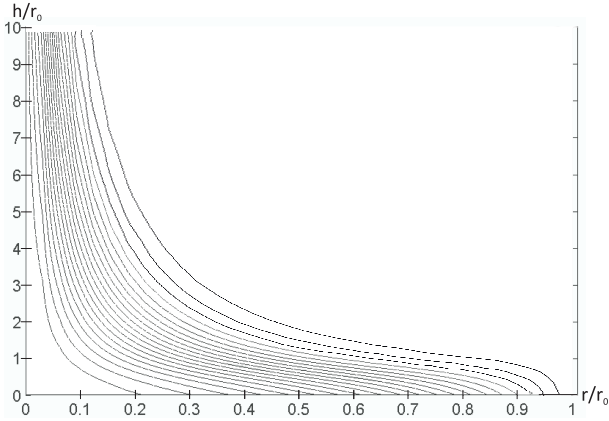


Figure 5. Lines of the constant poloidal magnetic flux, $f(r', h') = \text{const}$, $f(r', h')$ is the solution of the equation (18). Values r' and h' are dimensionless coordinates $r' = r/r_0$, $h' = h/r_0$. The function $f(r', h' = 0) = f_0 r'^2$ describes the uniform vertical magnetic field $B_0 = 2f_0/r_0^2$ at the stellar surface in the polar region.

density of the matter in *Aen*-phase changes from $4.3 \cdot 10^{11}$ to $2.4 \cdot 10^{14} \text{ g/cm}^3$. The total thickness of the crust is about one kilometer (Shapiro & Teukolsky, 1983). The important property of the crust and also the core is the absence of the electron superconductivity at real stellar temperatures even at high pressures of the stellar matter (Chamel & Haensel 2008).

When the density of the matter becomes about nuclear one, nuclei are destroyed and form the so-called *npe*-phase, which is a homogeneous mixture of neutron, proton and electron fluids. The density of protons and electrons are equal in the frame where the star is at rest, and make up a few percent of the density of neutrons (Chamel & Haensel 2008). In the inner crust, at the modern view, there is the superfluid matter. This is mainly neutrons and protons. Superfluidity of charged protons is associated with superconductivity. Superconductivity of protons in the core of a neutron star is described by the theory of Ginzburg-Landau (1950). Comments about existence of superconducting vortices in a neutron star core were made by Ginzburg and Kirzhnits (1965). Typically, the proton coherence length in the stellar core, which is of 50 fm, smaller than the penetration length, which is of 100-300 fm. Thus, the system of superconductors of the second kind is formed in the core (Yakovlev, 2001). The magnetic flux permeates the matter of a neutron star through producing regions in which superconductivity is suppressed. The structure of these regions depends on the type of a superconductor. The type of superconductivity depends on the ratio of two scales: 1) the coherence length of the proton ξ_p , at which Cooper's pairs of protons can be destroyed by quantum fluctuations, and 2) the London's penetration depth Λ_l . If $\sqrt{2}\Lambda_l > \xi_p$ then the superconductivity must be of the second kind. Then, it is favorable to form a set of superconducting vortices of radius $\sim \xi_p$ with a core of usual protons. Each vortex carries one quantum of magnetic flux $\phi_0 = hc/2e \simeq 2 \cdot 10^{-7} \text{ Gcm}^2$. For neutron stars values of ξ_p and Λ_l are equal to

$$\xi_p \approx 5 \cdot 10^{-12} \left(\frac{m_p^*}{m_p}\right)^{-1} \rho_{14}^{1/3} \left(\frac{x_p}{0.1}\right)^{1/3} \left(\frac{T_{cp}}{10^9 \text{ K}}\right)^{-1} \text{ cm};$$

$$\Lambda_l \approx 9 \cdot 10^{-12} \left(\frac{m_p^*}{m_p}\right)^{1/2} \rho_{14}^{-1/2} \left(\frac{x_p}{0.1}\right)^{-1/2} \text{ cm},$$

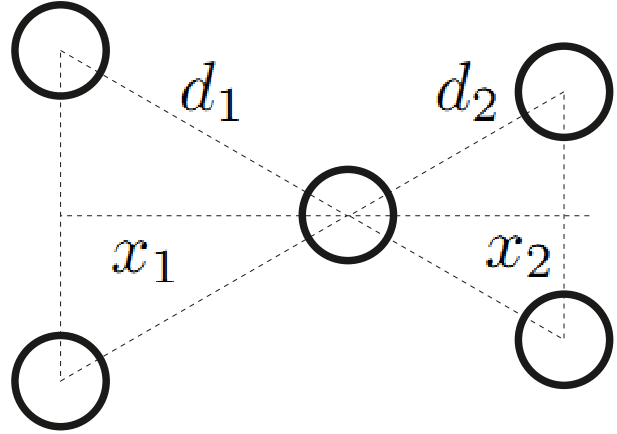


Figure 6. Arrangement of magnetic vortices

where $\rho_{14} = \rho/10^{14} \text{ g}\cdot\text{cm}^{-3}$ is the density of the matter in units of 10^{14} gcm^{-3} , x_p is the fraction of protons, m_p^* is the effective proton mass, $m_p^* \simeq 0.6m_p$, T_{cp} is the critical temperature for superconductivity of protons. Substituting the values typical for neutron stars, we obtain the value of the second critical field B_{c2} ,

$$B_{c2} = \frac{\phi_0}{2\pi\xi_p^2} \approx 10^{15} \left(\frac{m_p^*}{m_p}\right) \left(\frac{x_p}{0.1}\right)^{-2/3} \rho_{14}^{-2/3} \left(\frac{T_{cp}}{10^9 \text{ K}}\right)^2 \text{ G}, \quad (23)$$

which suppresses the proton superconductivity. In this field the normal cores of vortices begin to touch each other that leads to the complete disappearance of the superconductivity (Glampedakis, Andersson & Samuelsson 2011).

4 MOTION OF SUPER CONDUCTING VORTICES

We saw that the super strong magnetic field generated by the accretion current abolishes superconducting vortices in the inner crust and the core. But it happens only inside the narrow region of the radius of 10 centimeters in the core near the magnetic dipole axis. However, this small volume contains macroscopic numbers of magnetic vortices, more than 10^{21} . And their lack must influence upon other vortices in the core.

As we wrote above, the superconductivity of the second kind takes place in the inner crust and the core of neutron stars (Baym, Pethick & Pines 1969). Magnetic vortices are arranged in the triangular lattice (Shapiro & Teukolsky 1983). Let us consider the interaction of three vortices located at apexes of the equilateral triangle. The repulsive force per unit length, acting on the third vortex from the first two, is equal to

$$F_l = \frac{\phi_0^2}{4\pi^2\Lambda_l^2} \frac{x}{x^2 + (d/2)^2}$$

Here d is the distance between two neighbour vortices, x is the distance to third vortex (see Fig. 6). In the case of uniform distribution of vortices the total repulsive force is equal to zero. However, near the empty region the repulsive force is not compensated, and vortices must move into the region where their density is zero, i.e. inside the dead zone. So, the gradient of the vortices concentration appears in the volume outside of the region of the 'magnetic needle'. The density of vortices n is determined by the strength of the magnetic field, $n = B_0/\phi_0$. So, for the magnetic field $B_0 = 10^{12} \text{ G}$ the density of vortices is equal to $n = 5 \cdot 10^{18} \text{ cm}^{-2}$.

The force per unit length, acting on the vortex from neighbours in the presence of the gradient of concentration, is equal to (Schmidt 1997)

$$F_l = \frac{\phi_0^2}{4\pi^2\Lambda_l^2} \left(\frac{x_1}{x_1^2 + (d_1/2)^2} - \frac{x_2}{x_2^2 + (d_2/2)^2} \right). \quad (24)$$

From the geometry one can see that $x_1 = \sqrt{3}d_1/2$ and $x_2 = \sqrt{3}d_2/2$. Substituting this values into the equation (24) we obtain

$$F_l = \frac{\sqrt{3}}{2} \frac{\phi_0^2}{4\pi^2\Lambda_l^2} \left(\frac{1}{d_1} - \frac{1}{d_2} \right).$$

Considering that the difference $d_2 - d_1$ is small compared with d , in the first approximation we obtain

$$F_l = \frac{\sqrt{3}}{2} \frac{\phi_0^2}{4\pi^2\Lambda_l^2} \left(\frac{d_2 - d_1}{d^2} \right),$$

Let us find the dependence of d on the concentration n . The area occupied by the triangle with three vortexes placed in apexes is $S = xd/2 = \sqrt{3}d^2/4$. Thus, $n = 1/2S = 2/(\sqrt{3}d^2)$. Let us find the dependence of $d_2 - d_1$ on ∇n , $\nabla n = \Delta n/d = -4(d_2 - d_1)/(\sqrt{3}d^4)$. As a result, the force F_l is equal to

$$\mathbf{F}_l = -A \frac{\nabla n}{n}, \quad (25)$$

where A is

$$A = \frac{\sqrt{3}}{16\pi^2} \frac{\phi_0^2}{\Lambda_l^2} = 4.4 \cdot 10^6 \left(\frac{\Lambda_l}{10^{-11} \text{cm}} \right)^{-2} \text{din}. \quad (26)$$

Vortexes are moving in the electron gas, which is not super conducting at the core temperature. If the velocity of vortexes is not equal to zero, the electron gas creates the significant frictional force. This force per unit length, F_f , is equal to (Alpar, Langer & Sauls 1984)

$$\mathbf{F}_f = -\frac{\rho_e}{n\tau_e} (\mathbf{v} - \mathbf{v}_e),$$

where $\tau_e = 10^{-14}$ s is the electron relaxation time, $\rho_e = (m_e/m_p)x_p\rho = 5.4 \cdot 10^9 \rho_{14}(x_p/0.1) \text{gcm}^{-3}$ is the density of electrons in the core of stars, \mathbf{v} is the velocity of vortexes. Considering the electron liquid is stationary relative to the star, $\mathbf{v}_e = 0$, we get

$$\mathbf{F}_f = -\nu \mathbf{v}, \quad \nu = \frac{\rho_e}{n\tau_e}. \quad (27)$$

Of the order of magnitude the value of ν is equal to

$$\nu = 1.1 \cdot 10^5 \rho_{14} \left(\frac{x_p}{0.1} \right) \left(\frac{n}{5 \cdot 10^{18} \text{cm}^{-2}} \right)^{-1} \text{g cm}^{-1} \text{s}^{-1}. \quad (28)$$

Let us now consider the motion of super conducting vortexes in the presence of the region in which the magnetic field exceeds the second critical value. This narrow area of the size $r^* = r_0(\rho/\rho_0)^{-1/4} \ll r_0 \ll R$ is near by the axis of the dipole. In this area the superconductivity breaks down, and the density of vortexes becomes zero. Thus, outside, $r > r^*$, there is a gradient of vortex density, and vortexes are moving to the center. In virtue of the cylindrical symmetry the velocity is directed along the radius, $v_r \equiv v$. The vortex motion is described by equations

$$m \left(\frac{\partial v}{\partial t} + v \frac{\partial v}{\partial r} \right) = -\nu v - \frac{A}{n} \frac{\partial n}{\partial r}, \quad (29)$$

$$\frac{\partial n}{\partial t} + \frac{1}{r} \frac{\partial}{\partial r} (rvn) = 0. \quad (30)$$

Here m is the mass of a vortex per unit length (Glampedakis, Andersson & Samuelsson 2011),

$$m = 7 \cdot 10^{-10} \left(\frac{m_p^*}{m_p} \right)^{-2} \rho_{14}^{5/3} \left(\frac{x_p}{0.1} \right)^{5/3} \left(\frac{T_{cp}}{10^9 \text{K}} \right)^{-2} \text{g/cm}.$$

The maximum speed of vortexes at $r \simeq r^*$ is of the order of $|v| \simeq A/\nu r^* \simeq 4 \text{cm/s}$. Correspondingly, the acceleration is equal to $v^2/r^* \simeq 2 \text{cm/s}^2$. Thus, the inertia of vortexes could be neglected. Their speed is determined by the balance between the pressure and the friction force

$$v = -\frac{A\tau_e}{\rho_e} \frac{\partial n}{\partial r}.$$

The vortex flux J flowing into the region $r < r^*$ is $J = 2\pi r v n$,

$$J = -2\pi \frac{A\tau_e}{\rho_e} r n \frac{\partial n}{\partial r} \simeq -\pi \frac{A\tau_e}{\rho_e} n^2. \quad (31)$$

Vortexes are destroying in the area $r < r^*$, their number is constantly decreasing in time

$$\pi R^2 \frac{dn}{dt} = -\pi \frac{A\tau_e}{\rho_e} n^2. \quad (32)$$

The solution of equation (32) gives the exponential vortex density decrease

$$n = n_0 \left(1 + \frac{t}{\tau} \right)^{-1}, \quad \tau = \frac{\rho_e R^2}{A\tau_e n_0}. \quad (33)$$

Here n_0 is the initial density at $t = 0$. The time τ , as we will see below, the formula (35), is the large time of the order of 10^3 years and is explained by the small scale of the dead zone $r^* \simeq 10$ cm. Indeed, the speed of vortex motion near the magnetic axis is of 4 cm/s, and the time to overpass the distance of the stellar radius $R \simeq 10^6$ cm is of $2 \cdot 10^5$ s. But the area of the 'magnetic needle' $2\pi r^*$ is much smaller than $2\pi R$, $r^*/R \simeq 10^{-5}$, and we just obtain the characteristic time of the magnetic vortex density and the magnetic field evolution of $2 \cdot 10^{10}$ s.

5 EVOLUTION OF MAGNETIC FIELDS

Since the magnetic field of the neutron star B_0 and the density of super conducting vortexes in the core n are related by the relation $B_0 = n\phi_0$, then the evolution of the magnetic field strength occurs at the same rate of the vortex density changing (33)

$$B_0 = B_0^i \left(1 + \frac{t}{\tau} \right)^{-1}, \quad \tau = \frac{\rho_e \phi_0 R^2}{A\tau_e B_0^i}. \quad (34)$$

The typical magnetic field evolution time τ is equal to

$$\tau = \frac{16\pi^2}{3^{1/2}} \frac{\rho_e \Lambda_l^2 R^2}{\tau_e \phi_0 B_0^i} = 2 \cdot 10^{10} \left(\frac{m_p^*}{m_p} \right) \left(\frac{R}{10^6 \text{cm}} \right)^2 \left(\frac{B_0^i}{10^{12} \text{G}} \right)^{-1} \text{s}. \quad (35)$$

The most surprising result is the time τ (35), determined by microscopic scales of the proton superconductivity ($\Lambda_l \simeq 10^{-11} \text{cm}$, $\phi_0 \simeq 10^{-7} \text{Gcm}^2$), has the reasonable astrophysical value.

We see that the magnetic field half-life is 10^3 years for the initial field about 10^{12} Gauss. However, this time increases for weaker initial fields B_0^i . One can see that the time t_a to achieve the field B_0 , does not depend on the initial field ($B_0^i > B_0$). This time is determined by the relation $t_a = \tau(B_0^i = B_0)$,

$$B_0 = 0.6 \cdot 10^{12} \left(\frac{m_p^*}{m_p} \right) \left(\frac{R}{10^6 \text{cm}} \right)^2 \left(\frac{t_a}{10^3 \text{y}} \right)^{-1} \text{G}.$$

So, it takes 10^6 years of accretion onto a neutron star to achieve the magnetic field 10^9G . Thus, the magnetic field of neutron stars that have passed an accretion phase is determined basically by the

accretion time. However, it should be noted, that to reduce the magnetic field of the star, the magnetic field at the top of the 'magnetic needle' must exceed the second critical field B_{c2} (23) for the proton superconductivity destruction. This means that there is a lower limit for the final magnetic field B_0^{min} , which is determined by the condition $B_0^{min} = B_{c2}(\rho_0/\rho_c)^{1/2}$. Here ρ_c is the core matter density, in which superconducting vortices of the second kind exist.

At the end of this section we have to make one more remark: the elementary magnetic flux of the vortex ϕ_0 , does not disappear immediately after its destruction. It is stored in the form of a magnetic field generated by an electric current flowing at the boundary of the superconducting region $r = r^*$. This current is not superconducting. Therefore, it fades over the time $4\pi\sigma(r^*)^2/c^2$, where σ is the electron conductivity of the core. Since the current flows across the magnetic field $\sigma = \sigma_{\perp}$. Estimating the transverse conductivity as $\sigma_{\perp} \simeq 10^{22}(B_0/10^{12}G)^{-2}s$, we find that the current decay time, $10^4(r^*/10cm)^2(B_0/10^{12}G)^{-2}s$, is much less than the magnetic field evolution time τ . So, the disappearance of the vortex in the time scale of 10^3 years could be considered as instantaneous.

6 CONCLUSION

We proposed a new mechanism for a neutron star magnetic field decay by accretion of matter onto a star. The mechanism of field decay is the accretion of a matter, which is accompanied by an electric current, generated by the rotating magnetic field in the system star - accretion disk. Closed electric current loop is supported by the voltage, which is generated by the rotation of the stellar magnetic field. This current transfers the angular momentum from the disk to the star, spinning it up. To transfer the angular momentum, the current have to flow through the stellar surface. But the conductivity of the crust along the magnetic field is significantly higher than the conductivity across the field, along which the current must be closed. Thus, the electric current penetrates deep into the star. In addition, the Hall conductivity is also significantly higher than the transverse conductivity - therefore, the electric current in the crust flows mainly in the azimuthal direction. So, the longitudinal magnetic field greatly increases. In the crust polar cap there occurs the narrow area, in which the magnetic field increases with depth, $B = B_0(\rho/\rho_0)^{1/2}$. The area of the electric current closing, in which a strong magnetic field is inside the narrowing magnetic tube (the 'magnetic needle' - see Fig. 2), has the radius decreasing with increasing of the conductivity, and hence with increasing of the crust density, $r = r_0(\rho/\rho_0)^{-1/4}$. If magnetic field at the end of the needle exceeds the second critical field B_{c2} , which destroys the second kind superconductivity of protons, then magnetic vortices inside the tube $r < r^*$ (22) disappear. A vortex density gradient appears, it leads to the vortex motion towards their death area. Thus, the density of vortices in the inner crust and in the core continuously decreases in time. This process reduces the magnetic field of the star B_0 . The decay law has a power law $B_0 = B_0^i(1 + t/\tau)^{-1}$ with the characteristic time of $\tau \simeq 10^3(B_0^i/10^{12}G)^{-1}$ years, which depends on the initial magnetic field B_0^i . As a result, the final magnetic field after accretion of matter (plasma), depends mostly on the time of accretion t_a and is inversely proportional to it (35). Here it should be emphasized that in a wide range of accretion rate \dot{M} the evolution of the magnetic field does not depend on the accretion rate. The point is that the accretion electric current I (5) is significantly less than the maximum current $e\dot{M}/m_p$. There are more than six orders reserve of the magnitude of the accretion rate.

However, the magnetic field of the star can't be reduced to small values, while accretion can last a long time. If the field in the inner part of the 'magnetic needle' becomes less than the critical field, then the destruction of the proton superconductivity does not occur. The magnetic field stops to decay. This effect was actually observed. There is no recycled stars with magnetic fields less than $B_0^{min} \simeq 10^8G$ (see Fig. 1). Using the expression for critical field (23) and the expression for the magnetic field in the 'magnetic needle' (22), we obtain the following estimation

$$\left(\frac{m_p^*}{m_p}\right) \left(\frac{x_p}{0.1}\right)^{-2/3} \rho_{14}^{-2/3} \left(\frac{10^{10}\rho_0}{\rho_c}\right)^{1/2} \cdot \left(\frac{T_{cp}}{10^9K}\right)^2 \left(\frac{B_0^{min}}{10^8G}\right)^{-1} \simeq 10^{-2}, \quad (36)$$

which is not critical. For example, if $\rho_{14} \simeq 10$ in the center of the star and $T_{cp} \simeq 3 \cdot 10^8$ K the proposed model does not contradict the observed value $B_0^{min} \simeq 10^8G$. It should be noted that to achieve the magnetic field $B_0 \simeq 10^8G$ it is necessary that the accretion continues at least $t_a \simeq 6 \cdot 10^6$ years.

We see that in the proposed model of attenuation of the magnetic field of accreting neutron stars the decisive role plays the internal structure of neutron stars. A comparison of observational data of accreting or passed a stage of accretion neutron stars with the proposed model could give information about the physical parameters of the structure of the neutron star. But it is beyond the scope of this paper.

ACKNOWLEDGEMENT

This work was done under support of the Russian Foundation for Fundamental Research (grant numbers 13-02-12103 and 15-02-03063).

REFERENCES

- Alpar M. A., Langer S. A. Sauls, J. A., 1984, ApJ, 282, 533
- Baym G., Pethick C., Pines D., 1969, Nature, 224, 5220
- Beskin V.S., Gurevich A.V., Istomin Ya.N., 1993, Physics of the Pulsar Magnetosphere, Cambridge University Press
- Beskin V.S., Istomin Ya.N., Philippov, A.A., 2013, Phys. Uspekhi, 56, 164
- Blandford R.D., Applegate J.H., Hernquist L., 1983, MNRAS, 204, 1025
- Chamel N., Haensel P. 2008, Living Reviews in Relativity, 11, N 10, 59
- Ginzburg V.L., Landau L.D., 1950, Zh. Eksp. Teor. Fiz., 20, 1064
- Ginzburg, V.L., Kirzhnits, D.A., 1965, JETP, 20, 1346
- Glampeckis K., Andersson N., Samuelsson L., 2011, MNRAS, 410, 805
- Goldreich P., Julian W.H., 1969, ApJ, 157, 869
- Hewish A., Bell S.J., Pilkington J.D.H., Scott P.F., Collins, R.A., 1968, Nature, 217, 709
- Istomin Ya.N., Smirnov A.P., Pak D.A., 2005, MNRAS, 356, 1149
- Istomin Ya.N., Haensel, P., 2013, Astronomy Rep., 57, 904
- Landau, L.D., Lifshitz, E.M., Pitaevskii, L.P., 1984, Electrodynamics of continuous media, Elsevier, Butterworth Heinemann, 220
- Lorimer D.R., 2001, Living Reviews in Relativity, 4, N 5, 12
- Lyne A.G., Anderson B. Salter M.J., 1982, MNRAS, 201, 503
- Potekhin A.Y., A&A, 351, 787
- Schmidt V.V., 1997, The Physics of Superconductors, Springer-Verlag, Berlin, Heidelberg
- Shapiro S.L., Teukolsky S.A., 1983, Black Holes, White Dwarfs and Neutron Stars, John Wiley and Sons
- Yakovlev, D.G., 2001, Phys. Uspekhi, 44, 823