

# PARALLAX RESULTS FROM URAT EPOCH DATA

Charlie T. Finch, Norbert Zacharias

`finch@usno.navy.mil`

*U.S. Naval Observatory, Washington DC 20392-5420*

## ABSTRACT

We present 1103 trigonometric parallaxes and proper motions from the United States Naval Observatory (USNO) Robotic Astrometric Telescope (URAT) observations taken at the Naval Observatory Flagstaff Station (NOFS) over a 3 year period from April 2012 to June 2015 covering the entire sky north of about  $-10^\circ$  declination. We selected 2 samples: previously suspected nearby stars from known photometric distances and stars showing a large, significant parallax signature in URAT epoch data without any prior selection criteria. All systems presented in this paper have an observed parallax  $\geq 40$  mas with no previous published trigonometric parallax. The formal errors on these weighted parallax solutions are mostly between 4 and 10 mas. This sample gives a significant (order 50%) increase to the number of known systems having a trigonometric parallax to be within 25 pc of the Sun (without applying Lutz-Kelker bias corrections). A few of these are found to be within 10 pc. Many of these new nearby stars display a total proper motion of less than 200 mas/yr. URAT parallax results have been verified against Hipparcos and Yale data for stars in common. The publication of all significant parallax observations from URAT data is in preparation for CDS.

*Subject headings:* parallaxes — solar neighborhood — stars: distances — stars: statistics — surveys — astrometry — photometry

## 1. INTRODUCTION

Due to the proximity to the Sun, nearby stars are excellent candidates for multiplicity, stellar activity, ages and exoplanet research. A comprehensive census of nearby stars is needed to investigate the luminosity and mass function of the solar neighborhood.

Trigonometric parallax is the most direct and accurate method to determine stellar distances requiring only the Earth's orbital motion and multiple epoch astrometric observations of the target star. This greatly reduces confusion or bias that may be present in other methods that rely on specific properties or prior knowledge about the star.

The primary source for trigonometric parallaxes are the Yale Parallax Catalog (YPC)

(van Altena et al. 1995) containing 8112 stars with a faint limit of  $V = 21.5$  magnitudes and the Hipparcos catalog (ESA 1997) containing 118218 stars with a faint limit of  $V \approx 13$  mag. The Hipparcos new reduction (van Leeuwen 2007) contains 117955 stellar parallaxes. Due to the magnitude limit of the Hipparcos catalog with completeness between  $V 7.3$  and  $9.0$  mag (dependent on galactic latitude and spectral type) (Perryman et al. 1997) and the limited number of stellar parallaxes from YPC, many nearby stars have yet to be discovered. Some recent ground based efforts include the Research Consortium On Nearby Stars (RECONS) (Jao et al. 2005; Henry et al. 2006; Subasavage et al. 2009; Riedel et al. 2010, 2014; Jao et al. 2011), USNO (Dahn et al. 2002; Vrba et al. 2004), and MEarth

(Dittmann et al. 2014) along with many others which have been trying to fill in the gaps before Gaia data becomes available.

For this study we take the recently completed Northern Hemisphere observing from the United States Naval Observatory (USNO) Robotic Astrometric Telescope (URAT). This data include all individual exposures from April 2012 to June 2015 giving a longer epoch baseline for determining parallaxes over the 2-year span of the First USNO Robotic Astrometric Telescope Catalog (URAT1) (Zacharias et al. 2015) published data (see § 2). We use previous proper motion surveys utilizing the Digitized Sky Survey (DSS) in the northern sky (Lépine 2005), the SuperCOSMOS Sky Survey in the southern sky (Subasavage et al. 2005; Winters et al. 2011; Boyd et al. 2011; Winters et al. 2015), and the USNO CCD Astrograph Catalog (UCAC) (Finch et al. 2010, 2012b, 2014) to identify stars previously anticipated to be within 25 pc using other methods, like photometric distances (see § 4.2). For these stars we obtain trigonometric parallaxes for the first time using URAT data.

In addition, we also use the entire URAT Northern Hemisphere observations to look for previously unknown nearby stars within 25 pc of the Sun, independent of any selection criteria other than the trigonometric parallax signature in the URAT data (see § 4.3). This task is difficult due to the relatively short epoch span and moderate accuracy of our URAT observations and the presence of contamination from e.g. unknown multiplicity of stars and statistical biases.

## 2. OBSERVATIONS

All URAT sky survey observations were taken close to the meridian (hour angle typically within  $\pm 5^\circ$ ). Each observing night is split into 5 equal long periods during which a different set of 3 dither positions of a field are observed, thus providing good parallactic angle distribution over the course of a year. A 60 and 240 second exposure is taken at each individual telescope pointing. The entire pattern is repeated with 10 and 30 second exposures with an objective grating near full moon. This vastly expands the dynamic range of the URAT survey toward bright stars, covering the entire range between about  $R = 4$  and 18 magni-

tudes. URAT observes through a single filter (part of the dewar window) to provide a fixed bandpass of about 680 to 760 nm.

The clear aperture of the USNO astrograph is 206 mm with a focal length of only 2 m. A single exposure covers 28 square degrees with a resolution of 0.9 arcsecond/pixel. Each of the 4 large CCDs in the focal plane covers a 2.65 by 2.65 deg area on the sky. Data of all 3 years of operations (April 2012 to June 2015) at the USNO Flagstaff Station (NOFS) are used here for this parallax investigation. For more details about the project, instrument and observing the reader is referred to the URAT1 paper (Zacharias et al. 2015).

## 3. ASTROMETRIC REDUCTIONS

### 3.1. Raw Data Processing

Custom code was used to apply overscan, trim, dark and flat-field corrections operating on 2-byte-integer FITS files for both the raw data and processed images. Custom code was also used to detect stellar images (4-sigma above background threshold) and perform 2-dim spherical symmetric Gaussian model profile fits to the observed stellar images of the processed pixel data. Besides the seeing, a significant contribution to the observed point spread function (PSF) comes from diffraction due to the relatively small aperture, leading to an observed image profile width of typically 2 pixels full width at half maximum (FWHM). The PSF is very uniform across the entire field of view, thus the same model function was used independent of the location of a stellar images in the focal plane.

### 3.2. Astrometric Solution

An 8-parameter 'plate' model was adopted for the astrometric reductions (linear + tilt terms) using the Fourth USNO CCD Astrograph Catalog (UCAC4) (Zacharias et al. 2013) for reference stars, restricted to magnitudes  $R = 8$  to 16. A weighted, least-squares solution with outlier rejection was performed on each individual CCD and exposure with typically several hundred to a few thousand reference stars per astrometric solution. The data are corrected for geometric field distortions (about 10 to 60 mas effect) and pixel phase errors (0 to 15 mas) using 'look-up' tables gen-

erated from preliminary reductions and residual analysis.

Individual epoch positions  $(\alpha, \delta)$  of all stars were obtained on the International Celestial Reference System (ICRS) via UCAC4. Depending on brightness and exposure time typical positional errors of individual observations are 10 to 60 mas. All individual epoch positions have been matched to individual stars with mean data and indexing saved to a separate, large file allowing fast, direct access to the individual observations (42 bytes of binary data each). These URAT data consists of over 392 million individual objects with about 8.4 billion observations. Excluding single detections, the average number of observations per star is about 24. For more details about the astrometric reductions the reader is referred to the URAT1 paper (Zacharias et al. 2015).

### 3.3. Solving For Parallax

The URAT parallax pipeline utilizes routines from (Jao 2004), the JPL DE405 ephemeris and Green’s parallax factor (Green, R. M. 1985) for determining parallaxes. We first determined the location of the Earth (rectangular coordinates  $X$ ,  $Y$ , and  $Z$ ) at each URAT mid exposure using the JPL DE405 ephemeris. This was done so that the pipeline can be run over all epoch data of all stars and look up the Earth’s position by exposure number instead of re-calculating these data for each star and epoch, thus significantly reducing the run time of the code. The rectangular coordinates at epoch are then used to determine the parallax factors using the following formulae:

$$P_\alpha = X \sin \alpha - Y \cos \alpha \quad (1)$$

$$P_\delta = X \cos \alpha \sin \delta + Y \sin \alpha \sin \delta - Z \cos \delta \quad (2)$$

The parallax factors of all individual data are then used to simultaneously solve for mean position, proper motion and parallax using all ‘good’ epoch data of a given star in a least-squares adjustment with outlier rejection from the following equations:

$$x(t) = x(t_0) + \mu_x(t - t_0) + \pi P_\alpha \quad (3)$$

$$y(t) = y(t_0) + \mu_y(t - t_0) + \pi P_\delta \quad (4)$$

Where  $x(t), y(t)$  are the positions of a given star on the tangential plane as function of time ( $t$ ),  $\pi$  is the parallax,  $\mu_x = \mu_\alpha \cos \delta$  and  $\mu_y = \mu_\delta$  represent the proper motions in RA and DEC, respectively. The initial instant of time ( $t_0$ ) can be chosen arbitrarily. Here we choose the first observing epoch as zero point for  $x, y$  and  $t$ .

In Table 1 we show the cuts we have adopted to the URAT epoch data of a given star when solving for parallax. The limits imposed on individual image amplitude, image profile width (FWHM) and position fit error (sigma) are set to not allow saturated stars, stars with too few photons or poorly determined positions to be used in the parallax solution. Limits on number of individual observations used and epoch span were adopted empirically to obtain ‘good’ results when comparing the URAT parallaxes with the Hipparcos Catalog and the Yale Parallax Catalog and at the same time allow for as many as possible ‘reasonable’ parallax solutions from our data.

In the least-squares adjustment to solve for parallax (eqs. 3 and 4) weights were used according to the precision of individual observations which can vary largely due to the different exposure times and amplitudes of individual observations. An error floor of 10 mas was added in quadrature to the random errors (in the astrometric reductions of individual observations) before calculating the weights for an observation in determining the parallax (see (Zacharias et al. 2015) for details about the astrometric reductions of individual observations). A 3-sigma outlier rejection criteria was imposed and in cases where the post-fit error of unit weight exceeded 1.5 times the expected error of the fit solution the largest residual(s) were iteratively removed from the fit solution. This way typically up to a few percent of observations were rejected for the parallax solution of individual stars.

### 3.4. Conversion From Relative To Absolute Parallax

At this point we have parallaxes for the target stars that are relative to the set of reference stars used in the reductions of the URAT positions, i.e. with respect to typically many hundreds to a few thousand stars in a 2.65 by 2.65 square degree area of a single URAT CCD detector. To convert from relative to absolute parallax we use photometric parallaxes for the reference stars. This

method is not as reliable as spectroscopic parallaxes which can determine the spectral type and luminosity class, allowing to apply correct  $M_V$ -color relations to each reference star. Photometric parallaxes were used because of the lack of spectroscopic data for millions of stars in our survey area down to  $R = 16$  mag.

Again we use the UCAC4 catalog here now also for its photometric data. This was done by picking the same UCAC4 stars previously used as reference stars in the astrometric reductions ( $R = 8$  to  $16$  mag). These stars are then run through our 16 photometric color- $M_{K_s}$  relations (Finch et al. 2014) which use the AAVSO Photometric All-Sky Survey (APASS)  $BVgr_i$  and Two Micron All Sky Survey (2MASS)  $JHK_s$  photometry included in the UCAC4 catalog. Using this data we determine a mean photometric parallax per reference star, assuming all stars are main-sequence due to the lack of information for each star. This is done for all reference stars in a 2 by 2 degree wide area around each target star to determine a mean absolute parallax correction for each target star. The average parallax correction for the target stars in this paper is 1.3 mas varying from 0.5 to 6.6 mas depending on the field. For any star having an unknown correction, we use the mean to convert to absolute parallax. For stars having a correction greater than three times the average ( $\geq 3.9$  mas) we adopt this as a cutoff and use 3.9 mas to convert to absolute parallax. For these stars we have added a note in the tables to indicate if the mean or cutoff correction was used. Considering the relatively large random errors of our parallax results, this step is not critical for the goal of our investigation.

### 3.5. Biases

We do not apply any corrections to our parallaxes for the Lutz-Kelker bias (Lutz & Kelker 1973) because we don't draw conclusions about completeness of a distance limited sample or interpret results regarding absolute luminosity. This is beyond the scope of this paper which is to present the observed trigonometric parallaxes for a large number of stars. This bias comes into play when "translating" the observed parallax into distances and absolute luminosities.

## 4. RESULTS

The URAT parallax pipeline as described above was run over the entire set of URAT observational epoch data resulting in 44.7 million parallax solutions. These results were then matched with the Hiparrcos catalog, YPC, SIMBAD database (Wenger et al. 2000) and other trigonometric parallax published data using a 60 arcsecond radius to flag stars with previously published trigonometric parallaxes. Results for nearby stars and no prior published trigonometric parallax were extracted from this pool of data, while for most of those millions of stars our parallax solution is not significant due to the large distance of most stars and our relatively large random observational errors.

### 4.1. Comparison To Published Parallaxes

The Hipparcos Catalog contains 65546 stars north of  $-10^\circ$  declination. While the URAT catalog goes as far south as about  $\delta = -24^\circ$  its completeness begins to drop south of  $-10^\circ$  declination. The URAT catalog recovers 65524 (99.96%) of Hipparcos stars in this area of the sky. Most of the few missed stars are just brighter than the URAT limit or lost due to blended images which are not taken care of in the URAT reductions.

One of the main goals of this paper is to discover new nearby stars or confirm candidates within 25 pc. To determine how well URAT can detect stars within 25 pc we used the Hipparcos catalog (2007 version). Hipparcos contains 926 stars north of  $-10^\circ$  declination with a parallax  $\geq 40$  mas. URAT recovers 887 (= 95.8%) of the Hipparcos 25 pc sample losing 20 from our amplitude/sigma cuts, 16 having too short of an observational epoch span, 3 having too few observations and 6 stars not being in the URAT data at all. Of those 887 recovered stars, 778 (= 87.7%) have a URAT parallax  $\geq 32$  mas. In Figure 1 we show the comparison between the Hipparcos 25 pc sample and URAT results, where the center line indicates agreement and the 2 outer lines indicate a 10 mas difference from the Hipparcos parallax values.

In order to investigate how reliable the URAT parallax formal errors are, we took the 25 pc sample of 887 stars common to Hipparcos and applied 2 different cases of cuts to filter "reasonably good" data. Selection criteria and results are summarized in Table 2. The number of observations per

target star, the epoch span of these observations and the formal errors of both the Hipparcos and our URAT data were restricted. For the stars remaining in the sample the unweighted difference in parallax was calculated. A few outliers were further eliminated at this stage (see Table 2) before the RMS of the parallax difference and the formal errors were calculated. We see that formal errors on our URAT parallaxes are underestimated by about 10 to 20% when compared to the observed scatter of the data (the errors for the Hipparcos parallaxes are much smaller, typically 0.5 to 2 mas, than the URAT parallax errors). Distributions of the URAT parallax formal errors are shown in Figures 2 and 3 for the Hipparcos 25 pc sample and all Hipparcos stars north of  $-10^\circ$  declination, respectively. This shows that the URAT errors for these samples peak around 8 mas with typical errors between 4 and 15 mas.

In Figure 4, we show the relation between the URAT parallax error and epoch difference of the available URAT data for the Hipparcos 25 pc sample. For Figure 5, we use the same sample but show the relationship between the URAT parallax error and number of observations. These plots indicate that the URAT parallax errors drop below about 8 mas for solutions having an epoch span greater than 2.0 years and more than 40 individual epochs.

Hipparcos and YPC have 698 stars in common north of  $\delta = -10^\circ$  with a V magnitude range of 2.83 to 11.70. Of these 698 stars, we obtained a URAT parallax for 696 stars. Figures 6, 7 and 8 show the comparison of URAT vs. Hipparcos, URAT vs. YPC and YPC vs. Hipparcos, respectively. The center line indicates perfect agreement while the two outer lines have been added to show a difference of 10 mas. URAT compares relatively well with both the Hipparcos and YPC results, but does show a somewhat larger scatter not present in the YPC vs. Hipparcos plot, as expected from mean formal errors.

A similar parallax investigation was completed using images from the MEarth photometric survey (Dittmann et al. 2014) having a large overlap with our URAT parallaxes. The typical error on the MEarth parallax data is reported to be 4 mas, while that for URAT data is about twice as large. In Figure 9, we compare the parallax results reported in (Dittmann et al. 2014) for the

572 stars matched with the URAT parallax data. The center line represents perfect agreement while the outer lines show a  $\pm 10$  mas difference.

In Figure 10 we show a comparison between URAT and 1387 published trigonometric parallaxes  $\geq 40$  mas from the 11878 parallaxes described in § 4.3 pulled from the 44.7 million parallaxes from the entire URAT data. A 60 arcsecond radius was used when searching SIMBAD, published papers and vizeir for published trigonometric parallaxes.

#### 4.2. New Trigonometric Parallaxes of Photometric Sample

We first took a list of 9737 nearby stars having previously published distance estimates based on photometry from the publications listed in § 1. After cutting these to the area of sky being searched in this survey ( $\delta \geq -10^\circ$ ) we are left with 4853 candidate nearby stars. These are then run through our parallax pipeline and list of constraints resulting in 3093 parallax results. These constraints include the same as listed in Table 1 with an additional constraint to the parallax error to be  $\leq$  one half the parallax and  $\leq 25$  mas. Of the remaining 3093 stars, 1906 were found to not have a published parallax result after searching SIMBAD, Vizier and published papers. After removing 182 duplicate entries which came from combining all systems from the published papers we are left with 1724 parallax results. We then only keep the 545 stars having a URAT parallax  $\geq 40$  mas which is the focus of this paper. Of these 545 stars 10 have a URAT parallax  $\geq 100$  mas.

Data for all these 545 stars (picked from photometric list and having a URAT parallax distance within 25 pc) are given in Table 3 (sorted by parallax). We include the names, RA and Dec coordinates (at epoch 2014.0 on the ICRS; derived from input data in corresponding published paper), URAT magnitude, epoch span, number of observations, number of rejected observations, absolute parallax, parallax error, parallax correction, proper motion in RA and Dec with associated errors, and  $JHK_sBVgri$  photometric data from UCAC4 along with any notes. All 545 stars have no previous published trigonometric parallax. The average formal parallax error for this sample is 7.8 mas. Notes on specific individual stars from this sample are reported in § 5.

In Figure 11, we compare the URAT trigonometric parallax to the previously published photometric parallaxes for the 545 stars in this sample. In Figure 12, we show an example of a good fit for G165-058 ( $\pi = 80.1 \pm 4.4$  mas,  $\text{pmra} = 6.4 \pm 2.8$  mas/yr,  $\text{pmdc} = 298.1 \pm 2.7$  mas/yr). This plot shows all URAT epoch data for this star. A histogram of the parallax error for this sample is given in Figure 13, showing the peak around 6 mas with the majority of the errors falling in the 4 to 10 mas range. In Figure 14 we present a histogram of total proper motions for the same sample which shows a significant number of nearby stars with small proper motions (between 100 and 450 mas/yr). The errors for this sample are somewhat smaller than for the Hipparcos and YPC sample used above due to the more stringent restrictions applied here.

### 4.3. New Trigonometric Parallaxes Without Prior Selection

The entire URAT data was run through the parallax pipeline giving 44.7 million parallax solutions. We then implemented several cuts to get this to a more manageable sample, keeping only stars with: 1) a parallax  $\geq 40$  mas, 2) epoch span of at least 1.5 years, 3) at least 30 individual epochs, 4) parallax error  $\leq 20$  mas and  $\leq$  one-fourth the absolute parallax. These cuts left us with a sample of 6571 new candidate nearby stars. We then used SIMBAD, Vizieir and published papers to remove 1753 stars having a previous published parallax or having a match with Table 3, leaving us with 4818 nearby star candidates. Of these new nearby star candidates 35 have a URAT parallax  $\geq 100$  mas.

The current URAT reduction process does not take provisions for close doubles (blended images) of arcsecond-level separations. Many of our candidates, particularly those with large parallax solution errors are possibly blended images. This means a visual inspection (residual plots as well as real sky image using Aladin) must be completed to verify the integrity of the solution. This would not be practical for the entire sample.

However, this visual inspection was completed for the 35 candidate stars in our 10 pc sample. For this sample we find the majority of the stars are blended or elongated even if the fit solution looks reasonable. All stars considered 'suspect'

from this visual inspection are flagged. In Figure 15, we show an example of a poor fit case for the star UPM 1304+8611 ( $\pi = 42.5 \pm 7.3$  mas,  $\text{pmra} = 40.1 \pm 8.6$  mas/yr,  $\text{pmdc} = -33.4 \pm 8.4$  mas/yr), which is marked as suspect in our table. This plot shows all URAT epoch data for this star similarly to the previous Figure.

While sifting through the 10 pc nearby star sample we notice UPM2340+4631, and UPM2340+4625 both have large parallaxes with a separation less than 7 arcminutes. We also notice that UPM1758-0055, UPM1758-0057, UPM1758-0058 and UPM1758-0104 also share a large parallax and are all separated by less than 12 arcminutes, indicating they may all be part of the same group. More information on these stars are reported in § 5.

For the remaining 4783 stars comprising of nearby star candidates between 10 and 25 pc, we were not able to search the entire sample. Instead we sorted the list by 1) number of epochs, 2) parallax error and 3) image elongation in that order. We then started visually checking the fits to verify the quality. During this process we also randomly looked at sky images using Aladin. For this sample we did not see any examples of an elongated or blended image in our random search. The fits for this sample also seemed of higher quality than the 10 pc sample however, we did see some fits which might be suspect which are noted in the table. We were able to search 1221 of the 25 pc nearby star candidates that we felt had the highest chance of being a real nearby star with a quality parallax solution.

This search produced 558 new discoveries within 25 pc of the Sun, of which 24 have a URAT parallax putting them within 10 pc. All of the fits and sky images have been visually inspected for the 10 pc sample. For new discoveries between 10 and 25 pc all fits have been visually inspected and sky images randomly inspected for issues.

In Table 4, we present details for the 558 new nearby stars having an absolute parallax  $\geq 40$  mas (sorted by parallax). These stars have no previously published photometric distance or trigonometric parallax information. We have added a note in the table to indicate if the sky image was found to be elongated, blended or the fit suspect. We include the names, RA and Dec coordinates (ICRS epoch 2014; derived from the mean URAT

position at mean epoch from all epochs used in the fit along with the URAT proper motions), URAT magnitude, epoch span, number of observations, number of rejected observations, absolute parallax, parallax error, parallax correction, proper motion with associated errors, and  $JHK_sBVgri$  photometric data from the URAT1, along with notes. We have given a USNO Proper Motion (UPM) name for the 281 entries having no previous proper motion information reported from SIMBAD. The average absolute parallax error for this sample is 6.3 mas. Details about individual stars are reported in § 5.

We present a histogram of the parallax error for this sample in Figure 16, showing the peak around 5 mas with the majority of the errors falling in the 4 to 8 mas range. In Figure 17 we show a histogram of total proper motions for the same sample which shows the majority of the new nearby star discoveries have small proper motions (less than 200 mas/yr. The errors for this sample are the smallest out of any other sample due to the most stringent selection criteria applied here for searching the best possible nearby star candidates.

## 5. NOTES ON INDIVIDUAL SYSTEMS

**TYC 3980-1081-1** having a V magnitude of 10.5 is the closest confirmed star in this sample at 6.46 pc ( $\pi = 154.8 \pm 12.1$  mas, pmra =  $-21.0 \pm 13.6$  mas/yr, pmdc =  $149.5 \pm 13.7$  mas/yr), making this the 97th nearest star system to the Sun. The new URAT parallax is slightly farther than the photometrically estimated distance of 5.9 pc from the UCAC4 nearby star survey paper (Finch et al. 2014). This star shows no signs of elongated or blended image and no issues are seen with the fit solution. Our measurements suggest that this would be the 97th closest star system according to the Research Consortium On Nearby Stars (RECONS)<sup>1</sup> 100 nearest star systems.

**UPM 0012+5215** having a URAT magnitude of 15.62 is the third closest new discovery in this sample at 6.48 pc ( $\pi = 154.3 \pm 17.3$  mas, pmra =  $42.6 \pm 14.5$  mas/yr, pmdc =  $46.2 \pm 14.0$  mas/yr). Our measurements suggest that this would be the 99th nearest star system to the Sun. The sky image of this star did show a blended image and has

been noted as suspect in Table 4, indicating the solution may be erroneous.

**UPM 2340+4625** having a URAT magnitude of 14.93 is the second closest new discovery in this sample at 4.8 pc ( $\pi = 206.5 \pm 17.3$  mas, pmra =  $48.5 \pm 12.3$  mas/yr, pmdc =  $42.0 \pm 12.0$  mas/yr). Our measurements suggest that this would be the 44th nearest star system to the Sun. The sky image of this star does show an elongated image and the solution has been noted as suspect in Table 4. However this star shares a large parallax with **UPM 2340+4631** (within 2 sigma of each other) at a separation less than 7 arcminutes away indicating it may be a binary. The sky image of UPM 2340+4631 does show an elongated image and has been noted as suspect in Table 4, indicating the solution may be erroneous.

**UPM 0429+3806** having a URAT magnitude of 15.36 is the closest new discovery in this sample at 4.4 pc ( $\pi = 227.2 \pm 19.0$  mas, pmra =  $114.7 \pm 14.0$  mas/yr, pmdc =  $3.8 \pm 13.0$  mas/yr). Our measurements suggest that this would be the 34th nearest star system to the Sun. The sky image of this star did show an elongated image and has been noted as suspect in Table 4 indicating the solution may be erroneous.

**UPM 1758-0058, UPM 1758-0057, UPM 1758-0055 and UPM 1758-0055** all share a large parallax ( $\pi = 103.2 \pm 18.4$  mas,  $110.6 \pm 18.9$  mas,  $103.5 \pm 22.0$  mas,  $109.5 \pm 23.3$  mas) within 1 sigma respectively at a separation less than 12 arcminutes on the sky and all with small proper motions. None of the sky images for these stars have been tagged as having a blended or elongated image. However these stars have been tagged as suspect in Table 4 due to scatter seen in the fits indicating the solutions may be erroneous.

## 6. CONCLUSIONS

Parallaxes from URAT data are as good as can be expected considering that this is a wide-angle, all-sky survey using a telescope with only 2 m focal length and relatively short epoch span of about 3 years. This is the largest trigonometric parallax survey conducted since the Hipparcos mission and before PanSTARRS and Gaia results become available.

Contrary to dedicated trigonometric parallax programs the observations of all target stars of

<sup>1</sup>[www.recons.org](http://www.recons.org)

our URAT data are scattered all over the focal plane on different CCDs and different areas of the CCDs, even with largely different image amplitudes due to the use of 10 to 240 sec exposures. Thus potential magnitude dependent systematic errors and geometric field distortions must have been successfully removed from the URAT data to insignificant levels, else the obtained parallax results would have shown larger errors.

Although a formal trigonometric parallax solution from URAT data could be obtained for over 40 million stars, only a small fraction of those are significant due to the modest precision, limited number of observations and epoch span and lack of double star fitting in the URAT data. However, many accessible stars within 10 and 25 pc can reliably be detected independent of any pre-selections, just based on the observed trigonometric parallax signature in the URAT data.

A large number (545) nearby star candidates in the sky area north of  $\delta = -10^\circ$  have been confirmed with URAT trigonometric parallaxes to be within 25 pc of the Sun. A significant number (558) of new nearby stars have been discovered from this survey.

In Figure 18, we show the location on the sky of the entire 1103 star sample from Tables 3 and 4. The distribution is relatively uniform over the area of our survey showing no 'clumps'.

There is a significant overlap of targets between the MEarth project and the URAT survey, however, the MEarth project is limited to very red, pre-selected M dwarfs, while the URAT survey has no such selection bias. This explains the fair number of additional nearby stars discovered in the URAT data.

Interestingly in Figure 17, we show a significant number of nearby stars with small proper motions (less than 200 mas/yr often adopted for high proper motion stars) indicating more nearby stars hiding in the slower proper motion regime.

As of 01 January 2014, there are 2168 systems known all-sky within 25 pc, of which 270 systems are known to be within 10 pc that have accurate trigonometric parallaxes (Finch et al. 2014). The total number (1103) of confirmed and new nearby stars from our URAT survey constitutes a total increase of 51% of the previously known nearby star sample in this distance range and sky area. The 33

stars with a reported URAT parallax  $\geq 100$  mas in this paper constitutes an increase of 12% of the previously known 10 pc sample. All stars reported in this survey have no previously known trigonometric parallax. The real fraction of stars added to the 10 pc and 25 pc samples by our survey will be somewhat smaller due to Lutz-Kelker bias and parallax solution fit statistical bias.

A catalog of all significant parallaxes as obtained from URAT regardless of prior publications is in preparation for CDS. This will include our measures of stars also found in Hipparcos, YPC, MEarth and other projects and will go beyond the 40 mas limit adopted for this paper.

We thank the entire URAT team for making this nearby star search possible. Special thanks go to Wei-Chun Jao and members of the RECONS team for help with the parallax pipeline. This work has made use of the SIMBAD, VizieR, and Aladin databases operated at the CDS in Strasbourg, France. We have also made use of data from 2MASS, APASS, and the ADS service as well as the PGPLOT plotting software. We also would like to thank the many people who contributed to our custom astrometric software code, some of which dates way back e.g. (de Vegt 1969). We also benefit from the fact that Fortran code is backwards compatible allowing us to mix recent code with original, unchanged code written over the past 50 years.

## REFERENCES

- Boyd, M. R., Winters, J. G., Henry, T. J., et al. 2011, *AJ*, 142, 10
- Dahn, C. C., Harris, H. C., Vrba, F. J., et al. 2002, *AJ*, 124, 1170
- de Vegt, C. 1969, *AN* 290, 261
- Dittmann, J. A., Irwin, J. M., Charbonneau, D., & Berta-Thompson, Z. K. 2014, *ApJ*, 784, 156
- Finch, C. T., Zacharias, N., & Henry, T. J. 2010, *AJ*, 140, 844
- Finch, C. T., Zacharias, N., Boyd, M. R., Henry, T. J., & Hambly, N. C. 2012b, *ApJ*, 745, 118
- Finch, C. T., Zacharias, N., Subasavage, J. P., Henry, T. J., & Riedel, A. R. 2014, *AJ*, 148, 119



- , Spherical Astronomy, Cambridge University Press
- Henry, T. J., Jao, W.-C., Subasavage, J. P., et al. 2006, AJ, 132, 2360
- Lépine, S. 2005, AJ, 130, 1680
- Lutz, T.E. & Kelker, D.H. 1973, PASP, 85, 573
- Perryman, M. A. C., Lindegren, L., Kovalevsky, J., et al. 1997, A&A, 323, L49
- Riedel, A. R., Subasavage, J. P., Finch, C. T., et al. 2010, AJ, 140, 897
- Riedel, A. R., Finch, C. T., Henry, T. J., et al. 2014, AJ, 147, 85
- Skrutskie, M. F., Cutri, R. M., Stiening, R., et al. 2006, AJ, 131, 1163
- Subasavage, J. P., Henry, T. J., Hambly, N. C., et al. 2005, AJ, 130, 1658
- Subasavage, J. P., Jao, W.-C., Henry, T. J., et al. 2009, AJ, 137, 4547
- van Altena, W. F., Lee, J. T., & Hoffleit, E. D. 1995, New Haven, CT: Yale University Observatory, —c1995, 4th ed., completely revised and enlarged,
- van Leeuwen, F. 2007, A&A, 474, 653
- Vrba, F. J., Henden, A. A., Luginbuhl, C. B., et al. 2004, AJ, 127, 2948
- Wenger, M., Ochsenbein, F., Egret, D., et al. 2000, A&AS, 143, 9
- Winters, J. G., Henry, T. J., Jao, W.-C., et al. 2011, AJ, 141, 21
- Winters, J. G., Henry, T. J., Lurie, J. C., et al. 2015, AJ, 149, 5
- ESA 1997, ESA Special Publication, 1200,
- Jao, W.-C. 2004, Ph.D. Thesis, 6433
- Jao, W.-C., Henry, T. J., Subasavage, J. P., et al. 2005, AJ, 129, 1954
- Jao, W.-C., Henry, T. J., Subasavage, J. P., et al. 2011, AJ, 141, 117
- Zacharias, N., Finch, C. T., Girard, T. M., et al. 2013, AJ, 145, 44
- Zacharias, N., Finch, C., Subasavage, J., et al. 2015, AJ, 150, 101

---

This 2-column preprint was prepared with the AAS L<sup>A</sup>T<sub>E</sub>X macros v5.2.

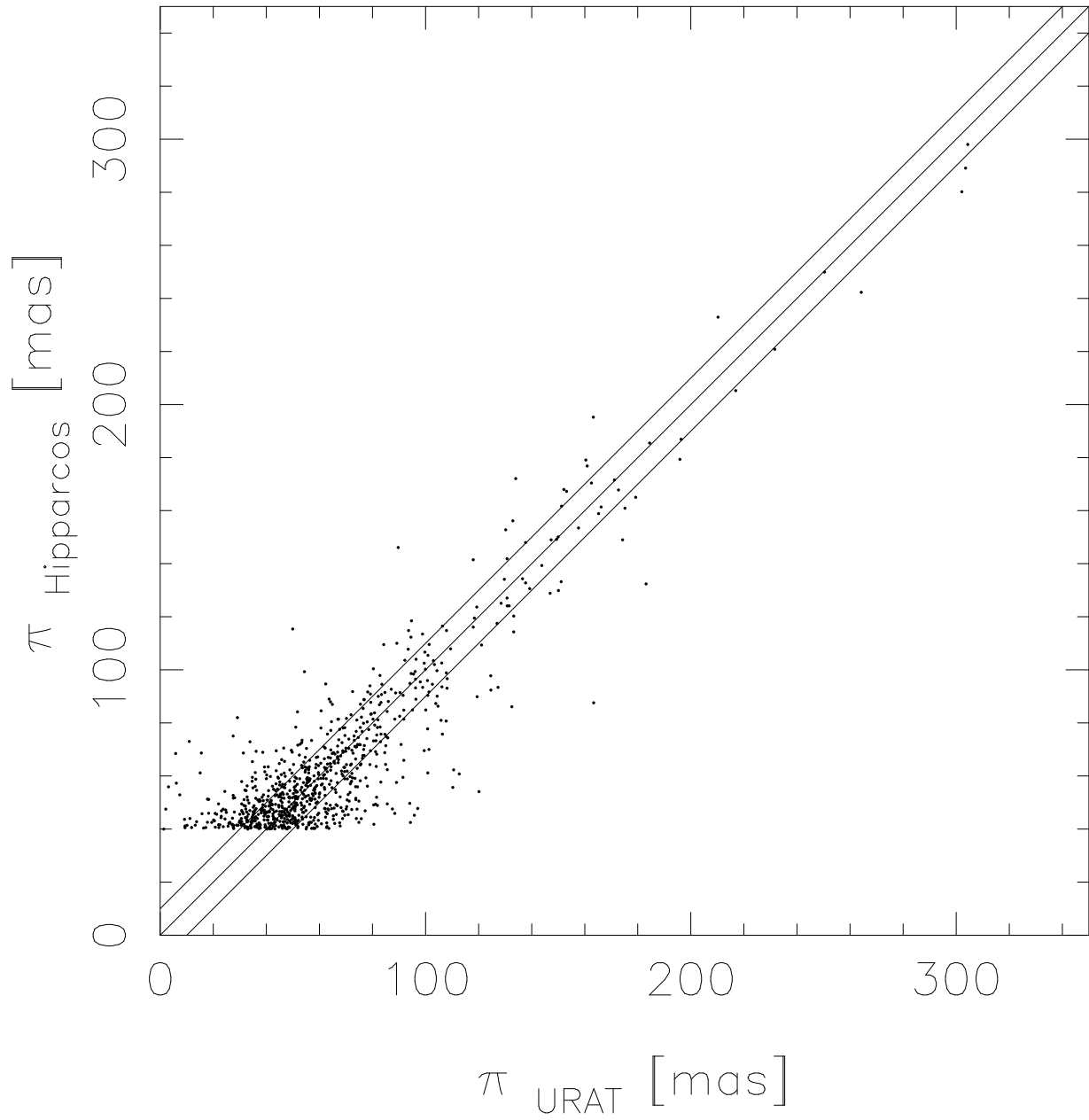


Fig. 1.— Parallax comparison between URAT and the Hipparcos 25 pc sample north of  $\delta = -10^\circ$ . The center line represents perfect agreement while the outer lines show a  $\pm 10$  mas difference.

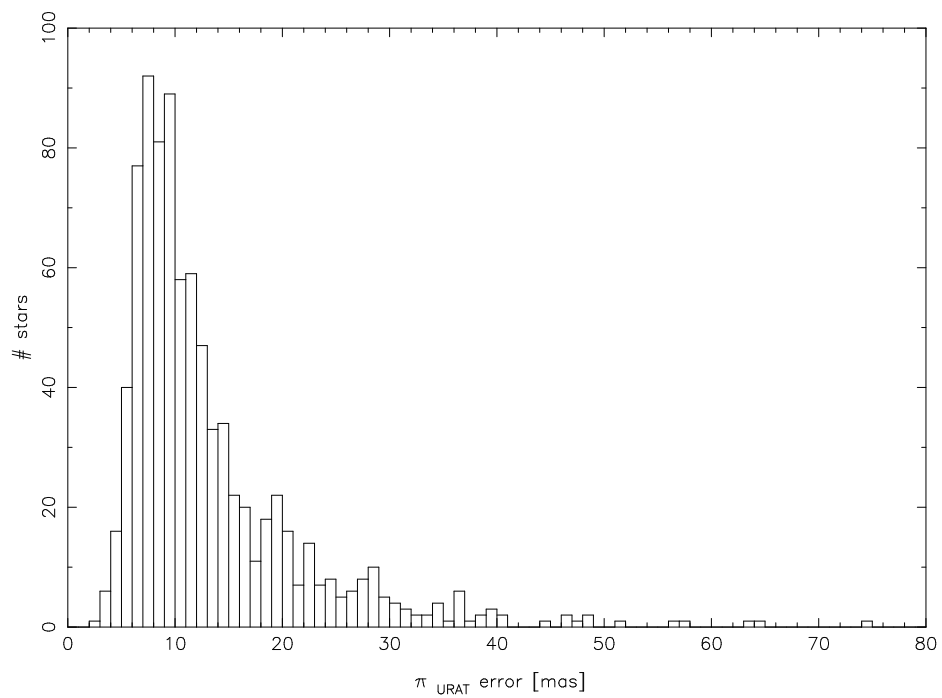


Fig. 2.— Histogram plot of URAT parallax errors for the stars in the Hipparcos 25 pc sample north of  $\delta = -10^\circ$ .

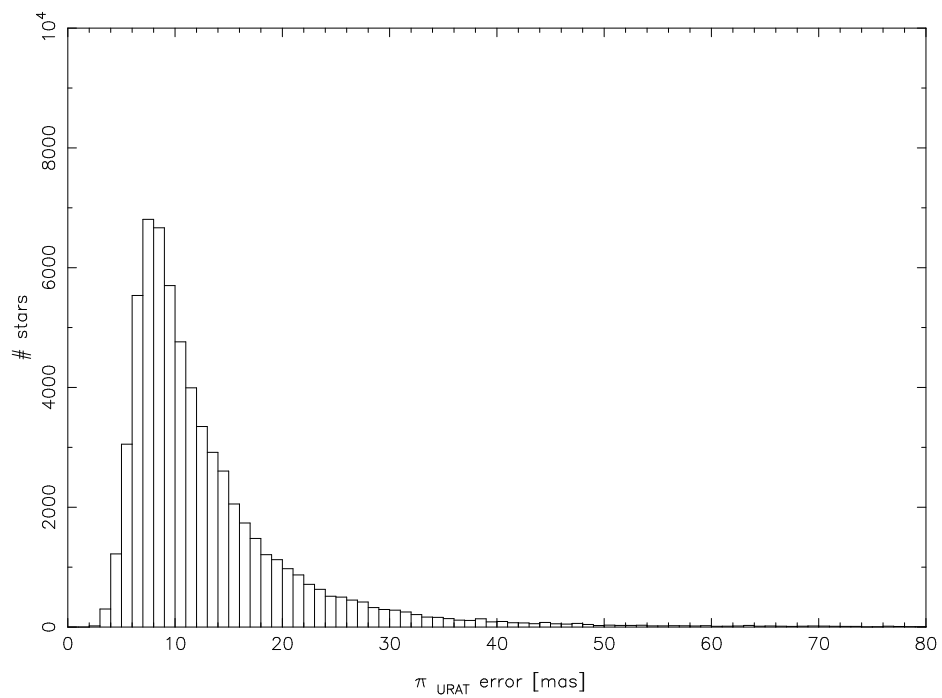


Fig. 3.— Histogram plot of URAT parallax errors for the 63238 stars in the Hipparcos sample north of  $\delta = -10^\circ$

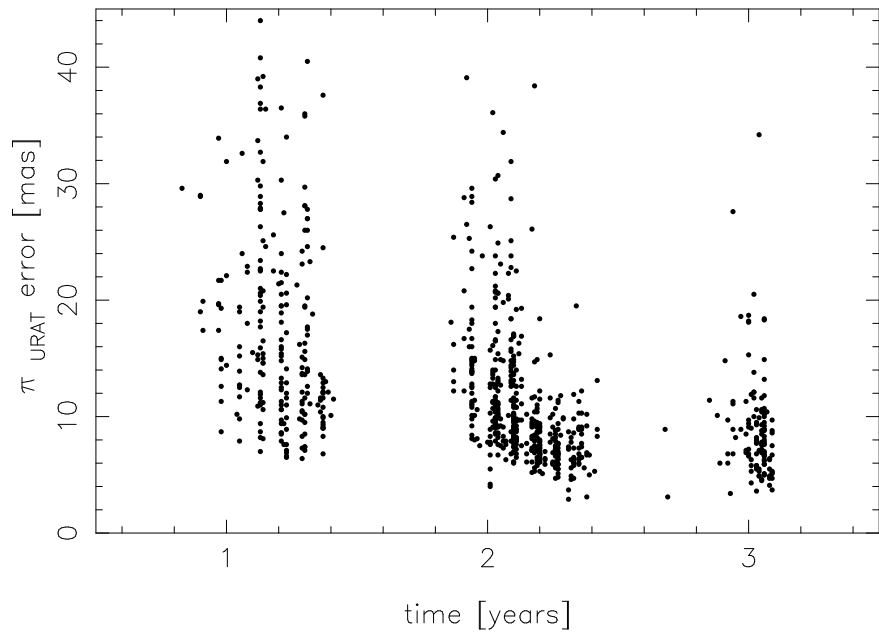


Fig. 4.— Relationship between URAT parallax errors and epoch span coverage for the Hipparcos 25 pc sample north of  $\delta = -10^\circ$ .

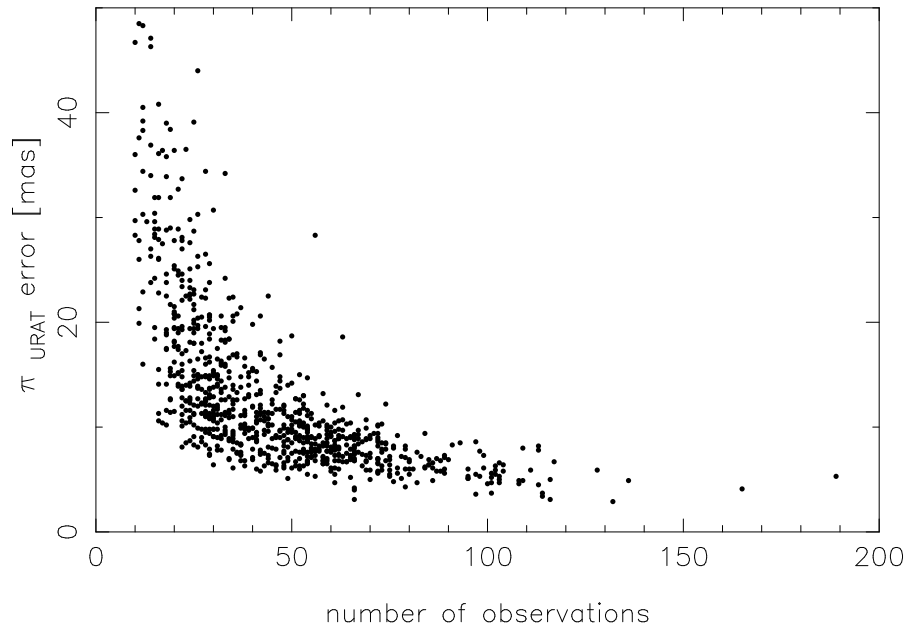


Fig. 5.— Relationship between URAT parallax errors and number of observations for the Hipparcos 25 pc sample north of  $\delta = -10^\circ$ .

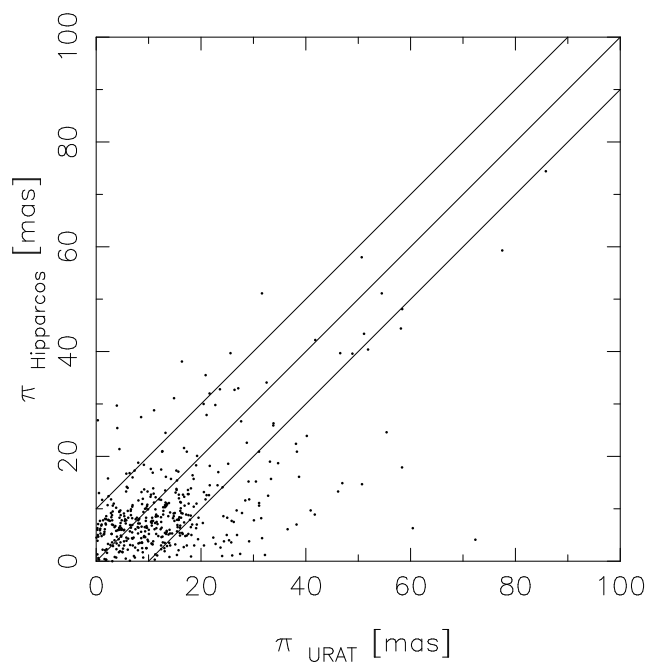


Fig. 6.— Comparison between URAT and Hipparcos parallaxes for stars in common with YPC north of  $\delta = -10^\circ$ . The center line represents perfect agreement while the outer lines show a  $\pm 10$  mas difference.

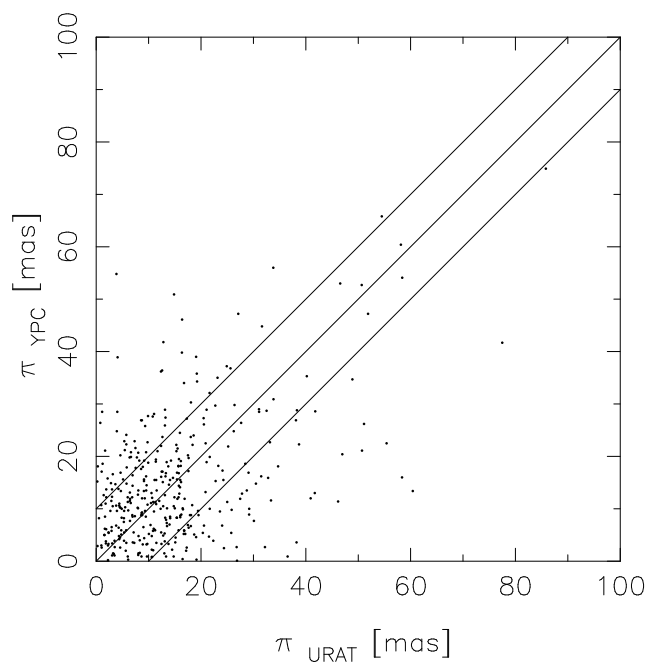


Fig. 7.— Comparison between URAT and YPC parallaxes for stars in common with Hipparcos north of  $\delta = -10^\circ$ . The center line represents perfect agreement while the outer lines show a  $\pm 10$  mas difference.



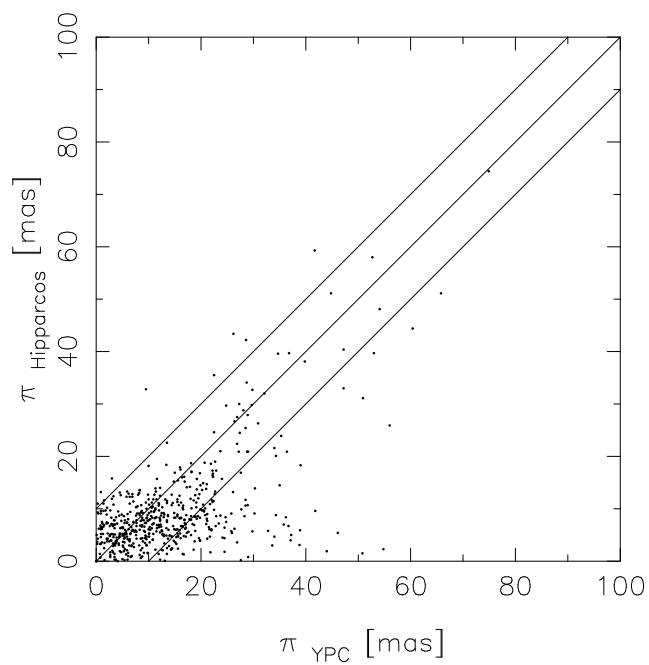


Fig. 8.— Comparison between YPC and Hipparcos parallaxes for stars in common with URAT north of  $\delta = -10^\circ$ . The center line represents perfect agreement while the outer lines show a  $\pm 10$  mas difference.

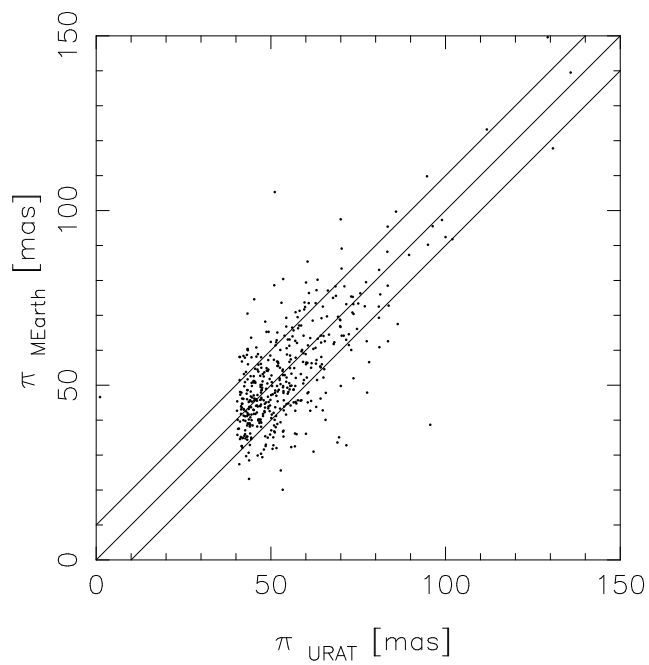


Fig. 9.— Comparison between URAT and the MEarth project (Dittmann et al. 2014) parallaxes for the 572 stars in common. The center line represents perfect agreement while the outer lines show a  $\pm 10$  mas difference.

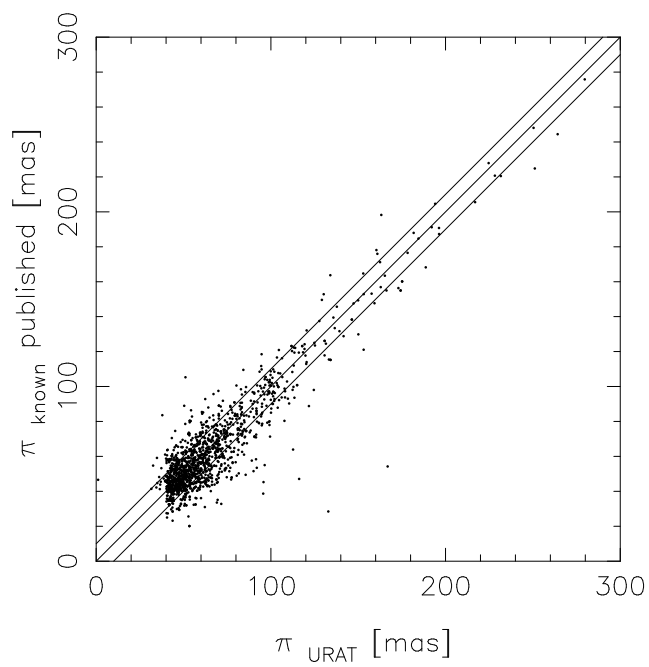


Fig. 10.— Comparison between the URAT 25 pc sample and published trigonometric parallaxes of 1387 stars in common. The center line represents perfect agreement while the outer lines show a  $\pm 10$  mas difference.

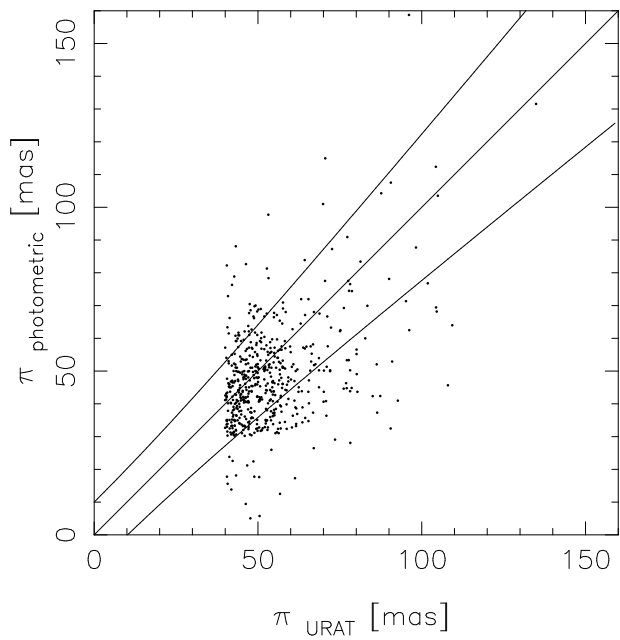


Fig. 11.— Comparison between the photometric and URAT parallax for the 545 stars without previously published trigonometric distance with  $\pi \geq 40$  mas and  $\delta \geq -10^\circ$ . The center line represents perfect agreement while the outer lines show an RMS combined error of 20% (photometric distance error) and 10 mas (trigonometric parallax error).

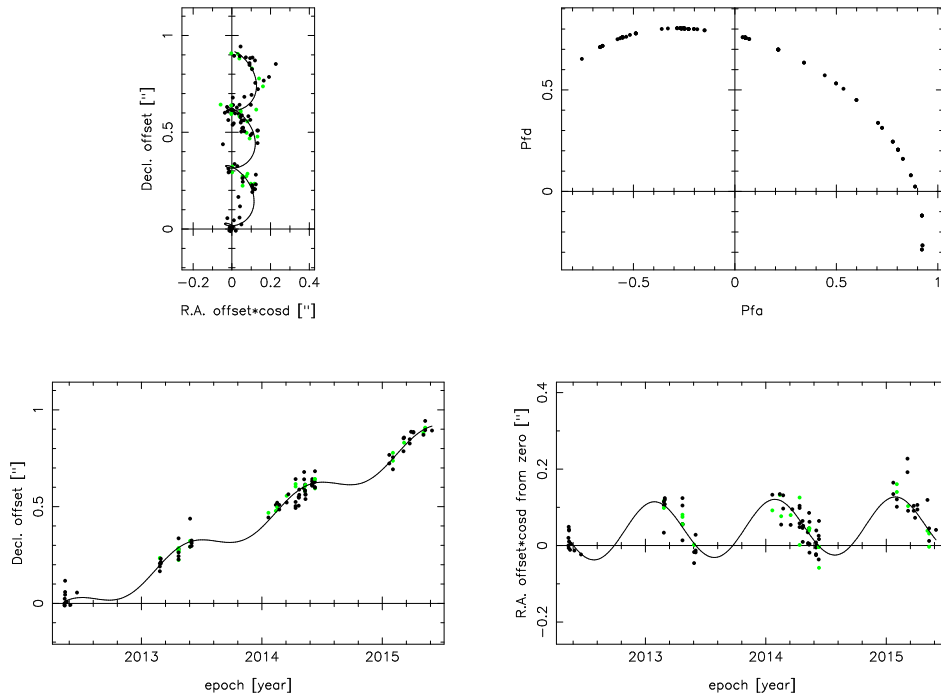


Fig. 12.— Example of a good fit from our parallax pipeline. This fit is for star G165-058 ( $\pi = 80.1 \pm 4.4$  mas,  $\text{pmra} = 6.4 \pm 2.8$  mas/yr,  $\text{pmdc} = 298.1 \pm 2.7$  mas/yr) showing in the top left the RA offset vs. Dec offset [arcsecond], top right the parallactic ellipse, bottom left, Dec offset over time and bottom right RA offset over time.

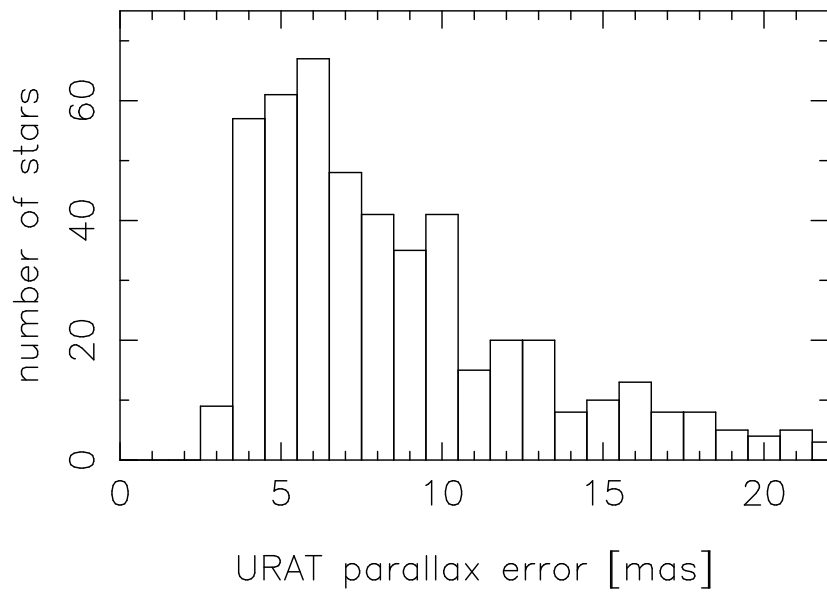


Fig. 13.— Histogram of the URAT parallax errors for the 545 stars having previous photometric distance estimates north of  $\delta = -10^\circ$ .

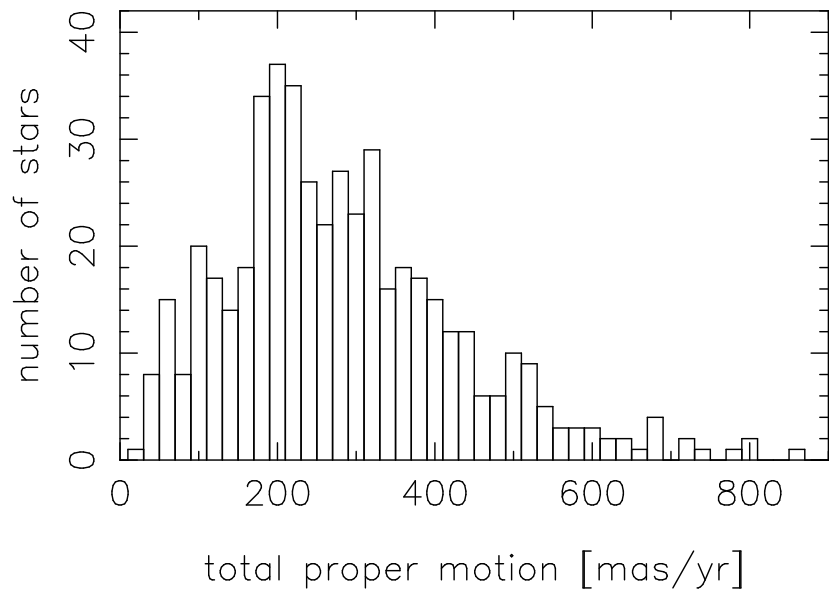


Fig. 14.— Histogram of the URAT total proper motion for the 545 stars having previous photometric distance estimates north of  $\delta = -10^\circ$ .

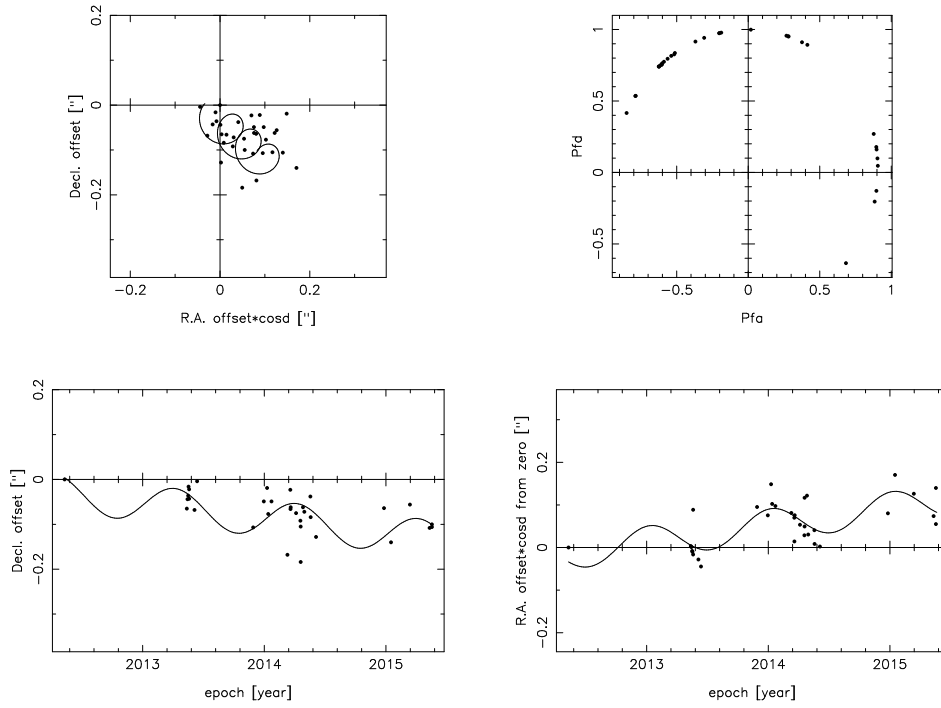


Fig. 15.— Example of a poor fit from our parallax pipeline. This fit is for UPM 1304+8611 ( $\pi = 42.5 \pm 7.3$  mas,  $\text{pmra} = 40.1 \pm 8.6$  mas/yr,  $\text{pmdc} = -33.4 \pm 8.4$  mas/yr), which is marked as suspect in our table. This plot shows all URAT epoch data for this star similarly to Figure 12.



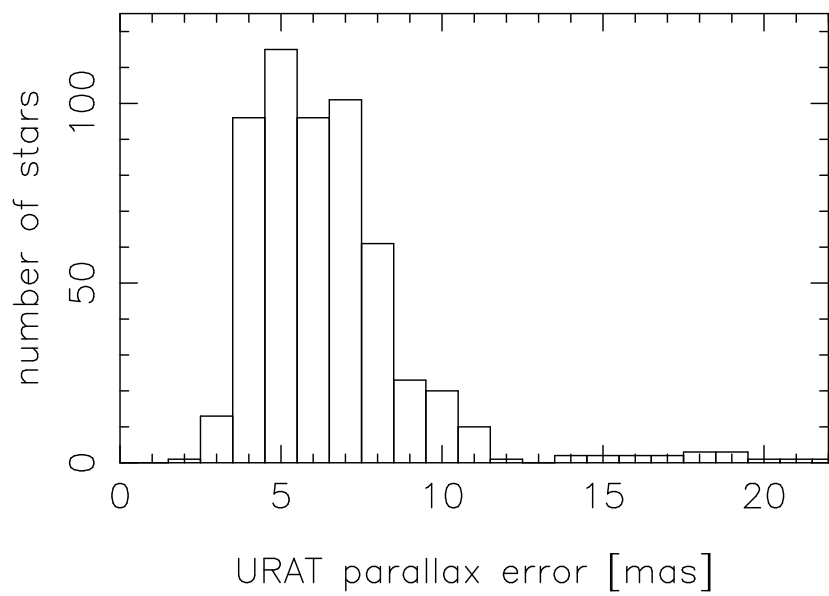


Fig. 16.— Histogram of the URAT parallax errors for the 558 new discoveries in our sample.

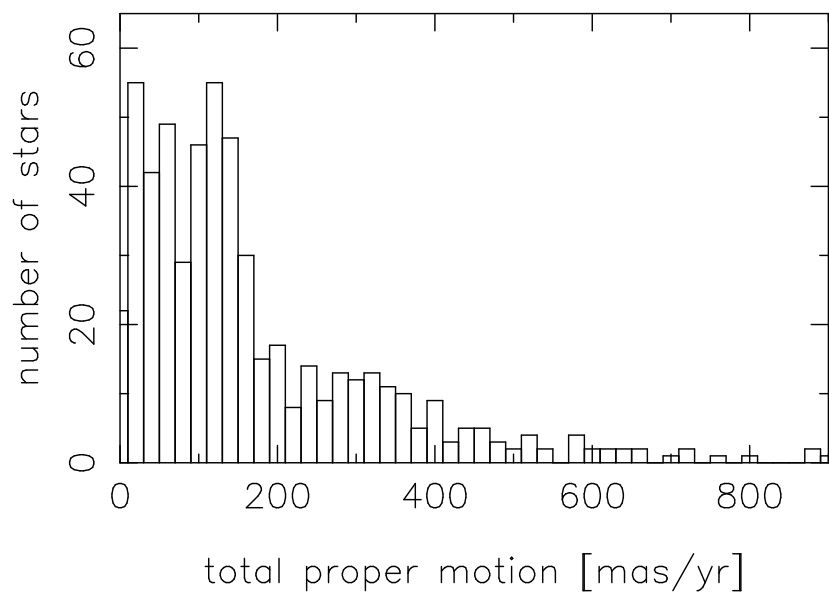


Fig. 17.— Histogram of the URAT total proper motion for the 558 new discoveries in our sample.

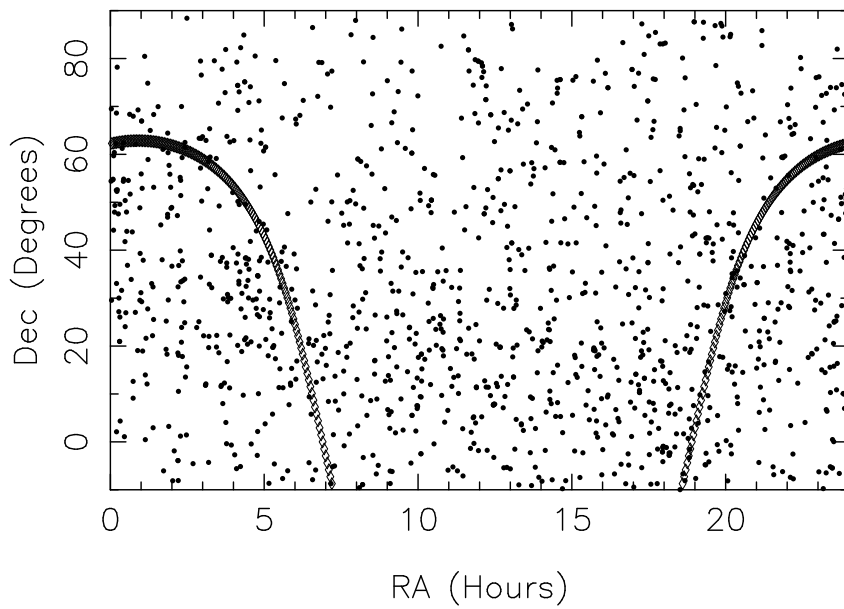


Fig. 18.— Distribution on the sky of all 1103 stars reported in this paper.

TABLE 1  
ADOPTED CUTS FOR THE URAT EPOCH DATA

CUT ITEM	LOW	HIGH
FWHM	...	7.0
Amplitude	500	30000
sigma x [mas]	...	90.0
sigma y [mas]	...	90.0
numb. observ. used	10	...
epoch span [year]	0.5	...

TABLE 2  
SUMMARY OF URAT FORMAL ERROR INVESTIGATION

ITEM	case 1	case 2
low limit number of observations	20	30
upper limit error URAT par. [mas]	20.0	12.0
upper limit error Hip. par. [mas]	4.0	3.0
lower limit epoch span [year]	1.5	2.0
number of stars in sample	520	357
upper limit par.difference [mas]	30.0	25.0
number of stars remaining	511	347
RMS of parallax difference [mas]	11.3	10.2
RMS of formal errors [mas]	10.2	8.4

TABLE 3

NEW TRIGONOMETRIC PARALLAXES FOR STARS HAVING PREVIOUS PHOTOMETRIC DISTANCE ESTIMATES

name	R.A. [deg]	decl. [deg]	Umag [mag]	epdiff [years]	obs. [num]	rej. [num]	$\Pi$ (abs) [mas]	$\Pi$ err [mas]	$\Pi$ (corr) [mas/y]	PMRA [mas/y]	error [mas/y]	PMDC [mas/y]	error [mas/y]	J mag	H mag	Ks mag	B mag	V mag	g mag	r mag	i mag	notes
TYC 3980-1081-1	327.9090744	59.2944419	10.81	1.96	39	0	154.8	12.1	1.9	-21.0	13.6	149.5	13.7	6.529	5.860	5.651	11.958	10.501	11.185	9.980	8.600	
LHS 6167	138.9001086	-10.5972033	11.66	1.13	35	0	134.9	12.1	0.9	-393.7	14.7	-200.8	14.7	8.605	8.074	7.733	15.643	13.804	14.569	13.133	11.093	
TYC 2187-512-1	320.5266342	22.9319081	9.39	1.31	20	0	109.3	19.1	1.0	131.4	28.1	120.0	20.0	7.400	6.800	6.595	12.021	10.555	11.336	9.980	9.103	
LP688-003	263.5356092	-8.8323381	13.82	2.10	18	0	108.0	21.8	3.9	-171.5	7.7	-293.1	7.7	10.905	10.400	10.055	...	...	...	...	...	a
TYC 3251-1875-1	3.9121606	47.5893683	9.59	2.12	58	0	104.9	9.6	1.2	-95.8	11.7	-5.5	11.8	7.336	6.709	6.467	12.605	11.120	11.804	10.511	9.234	
2MASS J07171706-0501031	109.3229025	-5.0193367	11.47	2.24	51	0	104.6	7.9	1.3	424.7	5.8	-396.4	5.7	8.873	8.349	8.045	14.716	13.224	13.928	12.608	11.067	
G 184-31	282.4765197	18.6735653	12.18	3.04	82	0	104.4	7.2	1.5	-97.8	4.0	-277.7	3.9	9.380	8.815	8.509	14.881	13.619	14.209	13.109	11.702	
G 97-20	76.9555769	17.9816078	10.30	2.18	41	1	101.9	6.0	1.4	61.2	6.0	-265.8	6.0	8.023	7.446	7.178	13.434	11.809	12.606	11.185	9.924	
LTT 07077	266.6223942	-8.7120364	10.89	2.11	38	0	104.3	17.1	3.9	-50.0	8.7	-415.3	8.7	8.198	7.693	7.353	14.408	12.706	13.451	11.999	10.540	a
LHS 2232	153.1422206	57.0615525	10.12	2.34	88	0	98.2	6.1	1.0	-347.9	6.4	-528.0	6.4	...	...	...	13.380	11.731	12.522	11.134	9.728	
G161-071	146.2243447	-12.3481969	11.68	1.22	14	0	96.1	15.9	1.0	-338.1	32.2	2.8	29.4	8.496	7.919	7.601	15.366	13.750	14.495	13.125	11.174	
G 41-8	134.0813169	12.6627489	12.44	2.94	50	0	95.2	6.5	1.0	-41.2	4.9	-240.1	4.5	9.585	9.033	8.708	16.295	14.480	15.239	13.810	12.006	
LEP 1809-0219	272.4321889	-2.3283383	13.13	3.00	35	0	96.2	16.1	3.9	12.1	4.8	-494.7	4.9	10.121	9.609	9.271	...	...	...	...	...	a
LP 685-036	249.0235283	-4.6706628	14.00	2.09	20	0	92.7	21.0	1.7	-403.4	7.0	-46.0	7.0	11.053	10.508	10.183	17.772	15.986	16.827	15.395	13.474	
Wolf 990	331.6950150	3.4165094	11.87	2.04	23	0	91.0	17.3	0.9	466.2	6.6	-328.1	6.4	9.409	8.756	8.512	15.395	13.774	14.507	13.170	11.554	
LSPM J1212+1125	183.2130856	11.4322653	14.57	2.86	33	0	90.5	16.0	1.1	-360.0	7.3	35.3	5.5	11.553	10.982	10.658	...	...	...	...	...	
SCR0640-0552	100.0586736	-5.8754097	10.10	1.13	27	2	90.6	13.0	1.2	120.0	30.6	-608.3	30.3	6.835	6.207	5.962	...	...	...	...	...	
G 75-35	40.3144244	-4.5385069	11.89	2.12	32	0	90.1	9.5	1.1	360.8	15.5	-62.0	13.7	9.199	8.246	8.246	15.556	13.793	14.569	13.162	11.425	
G 34-23	20.5440672	22.1501661	11.11	2.22	61	0	87.6	8.5	1.0	236.4	5.7	-157.9	5.7	8.412	7.820	7.537	14.722	12.996	13.763	12.360	10.684	
LHS 2629	191.5379703	7.1051369	15.25	2.75	20	0	87.4	22.8	1.1	-320.2	12.9	-463.6	9.2	...	...	...	...	...	...	...	...	
G 137-84	242.3164317	9.3529094	10.38	2.15	72	0	86.4	8.8	0.9	-345.6	6.2	214.4	6.2	7.969	7.346	7.136	13.122	11.729	...	...	...	
G 77-29	47.9034394	-4.2783997	11.78	2.15	52	0	86.3	8.3	1.1	155.8	7.3	-388.8	7.2	9.327	8.722	8.459	15.096	13.414	14.219	12.794	11.357	
SCR 1157-0149	179.4413972	-1.8181381	13.92	2.87	24	0	85.0	25.6	1.1	381.9	18.4	-198.9	10.0	10.905	10.354	10.024	17.735	15.938	16.796	15.327	13.416	
LHS 2212	149.1104178	22.6492597	12.33	2.25	95	1	83.4	6.8	0.8	-471.8	4.0	-265.2	3.9	9.621	9.030	8.724	15.920	14.196	14.971	13.563	12.932	
G 86-28	77.6634100	29.7802881	10.89	2.24	61	0	82.8	5.5	1.5	-248.2	5.0	65.5	4.8	8.600	8.026	7.770	14.100	12.447	13.218	11.851	10.587	
G 205-28	277.9927664	40.6879906	10.76	2.11	62	0	81.3	7.3	0.9	-91.5	5.1	422.3	5.2	8.065	7.436	7.184	13.337	11.522	...	...	...	
LHS 1354	33.1194844	-8.0714383	10.76	1.13	31	0	80.4	15.7	1.1	-618.6	23.5	-462.0	22.8	8.646	8.073	7.825	13.177	11.983	12.605	11.453	10.430	
2MASS J16191111+0140411	244.7957122	1.6780614	12.60	2.96	58	2	80.2	8.8	0.9	-149.6	5.2	-14.7	4.9	9.883	9.347	9.041	16.092	14.420	15.139	13.767	12.158	
G 165-58	213.9849417	36.2784358	11.47	3.05	107	1	80.1	4.4	1.2	6.4	2.8	298.1	2.7	8.940	8.366	8.098	14.578	12.833	13.662	12.239	10.891	
LTT08905	332.9887339	-7.7153178	11.47	1.99	18	0	78.6	23.0	1.0	418.9	13.1	121.2	11.5	9.243	8.584	8.356	14.201	12.684	13.461	12.094	11.026	
TYC 4823-2265-1	108.2966783	-5.1980272	10.33	2.24	37	0	78.7	10.3	1.3	3.6	10.8	-283.7	10.4	7.649	7.077	6.819	12.730	11.183	11.955	10.533	9.496	
LP 703-42	355.4148347	-6.5977719	13.18	1.98	27	0	78.1	14.8	1.1	286.7	8.8	-83.1	7.0	10.323	9.701	9.396	16.824	15.170	15.862	14.531	12.714	
LHS 6276	225.3342492	5.5470142	10.68	3.09	72	0	77.8	7.6	1.0	81.2	4.6	-442.2	4.4	8.326	7.716	7.432	13.820	12.265	12.966	11.642	10.261	
LP 716-010	73.0152011	-10.9735753	13.88	2.06	17	0	77.6	13.2	0.9	-454.0	43.9	-176.0	42.3	10.502	9.965	9.606	...	...	...	...	...	
2MASS J15554234-1020015	238.9268294	-10.3339911	11.95	2.10	29	0	77.7	13.4	1.2	79.7	7.6	-66.5	7.5	9.395	8.773	8.523	15.280	13.614	14.343	12.998	11.533	
LP 687-17	259.0867467	-5.3980792	11.28	2.12	42	1	80.1	15.6	3.8	169.3	8.7	-124.5	8.7	8.697	8.085	7.829	14.033	12.514	13.236	11.870	10.612	
LHS 2935	218.0336583	8.1920331	13.41	2.15	71	0	77.3	6.7	1.0	-475.0	4.6	13.4	4.5	10.108	9.529	9.166	17.678	15.689	16.479	15.075	12.885	
G 246-52	58.2938461	62.5679061	10.02	2.27	89	1	78.1	5.8	1.9	34.3	5.0	-270.8	4.8	7.782	7.278	6.997	13.065	11.496	12.261	10.857	9.657	
LHS 1631	62.0561447	74.3813919	11.65	2.39	118	3	76.9	5.6	0.8	678.0	4.7	-600.7	4.9	...	...	...	...	...	...	...	...	
LTT 18035	121.7008094	36.7590119	11.40	2.36	103	1	77.1	5.0	1.1	-153.7	4.1	-384.6	3.8	8.976	8.433	8.128	14.517	12.890	13.656	12.284	10.933	
LP 709-018	30.4338767	-10.2904931	12.69	1.14	20	0	77.1	12.7	1.1	287.0	20.1	247.8	20.0	10.030	9.466	9.189	16.234	14.477	15.284	13.857	12.306	
LP 746-041	255.1748739	-9.4274778	13.60	2.06	18	0	78.1	22.0	2.5	-240.8	12.5	-201.6	12.2	10.793	10.202	9.871	...	...	...	...	...	
2MASS J17155010+1900000	258.9581997	19.0000903	9.16	2.10	42	0	76.2	16.2	0.9	-138.8	8.1	10.8	7.9	7.212	6.635	6.450	11.858	10.370	11.129	9.811	8.841	
G 215-30	329.8419692	41.8573222	11.26	2.14	55	0	76.2	8.3	1.1	112.6	5.0	-416.1	5.0	8.982	8.384	8.156	14.307	12.687	13.525	12.127	10.881	
LEP1809-0247	272.4564847	-2.7985453	14.31	2.99	17	0	78.2	22.3	3.9	-568.2	6.3	-827.4	6.0	11.426	10.924	10.675	...	...	...	...	...	a
LTT 08900	332.8079006	-2.5439708	10.74	2.05	23	0	75.2	17.7	1.2	426.7	8.9	-87.0	8.3	8.688	8.138	7.818	13.663	12.151	12.905	11.376	10.509	
PM 100580+3919	14.5043108	39.3198539	12.28	2.31	96	0	75.1	4.1	1.1	-107.1	3.2	26.0	3.1	9.561	8.947	8.680	15.837	14.168	14.920	13.535	11.832	
PM 122114+4059	332.8501817	40.9999292	12.97	2.11	74	0	72.6	5.9	0.9	-82.4	3.7	62.1	3.7	9.725	9.097	8.790	16.963	15.139	15.904	14.552	12.552	
SCR 1921-0223	290.4348411	-2.3884036	13.90	1.27	18	0	73.5	17.8	2.2	14.5	19.5	-183.2	11.8	11.281	10.747	10.503	17.302	15.632	16.306	15.067	13.487	
LP 191-43	2.2319339	49.3164483	14.12	2.20	65	0	72.3	5.7	1.0	360.8	4.6	199.1	4.6	10.864	10.320	9.980	...	...	...	...	...	
2MASS J22250174+3540079	336.2569867	35.6682072	10.71	2.14	48	0	72.0	10.1	0.9	-61.0	5.2	-147.1	5.2	8.537	7.945	7.741	13.631	12.104	12.886	11.494	10.384	
LTT 05282	204.7213064	-2.2632983	10.81	3.06	59	0	72.0	12.3	0.9	-307.8	8.0	-75.2	7.7	8.595	8.008	7.747	13.729	12.133	12.900	11.503	10.397	
2MASS J09305084+0227202	142.7117253	2.4559444	12.03	1.21	51	1	71.3	7.2	1.1	-45.3	8.7	82.3	8.6	9.415	8.856	8.578	15.447	13.815	14.554	13.201	11.564	
PM 107472+5020																						

TABLE 3—Continued

name	R.A. [deg]	decl. [deg]	Umag [mag]	epdiff [years]	obs. [num]	rej. [num]	II(abs) [mas]	II err [mas]	II(corr) [mas/y]	PMRA [mas/y]	error [mas/y]	PMDC [mas/y]	error [mas/y]	J mag	H mag	Ks mag	B mag	V mag	g mag	r mag	i mag	notes
LTT07991	302.7791192	-2.5025378	12.09	1.29	25	0	68.6	12.6	1.2	301.0	17.5	111.4	11.6	9.615	9.006	8.802	15.155	13.617	14.316	13.008	11.872	
G 8-31	65.7470208	25.9863128	12.33	2.38	73	0	68.6	6.2	2.1	28.9	4.4	-230.1	3.9	9.645	9.086	8.786	15.784	14.130	14.841	13.501	11.897	
GJ 3546	139.5887725	27.3109319	10.53	1.21	20	0	67.6	15.5	1.1	-214.3	17.0	-152.4	16.9	7.022	6.406	6.238	10.831	9.563	10.372	9.188	8.487	
LP 702-050	348.9783147	-6.4630267	14.56	1.86	14	0	67.1	24.0	0.9	297.5	17.8	-49.2	14.7	...	...	...	...	...	...	...	...	
LP629-020	272.8471811	-2.2963697	12.29	3.00	43	1	70.1	15.2	3.9	-66.6	5.0	221.9	4.9	10.232	9.716	9.496	15.045	13.513	14.327	12.893	11.928	a
LHS 2024	127.8455903	-10.4995650	13.02	1.22	25	0	67.1	10.0	1.0	-584.0	17.8	-345.2	17.2	10.070	9.489	9.136	16.968	15.039	15.866	14.410	12.551	
CCDM J14372+7537B	219.3049042	75.6116272	11.14	3.09	204	3	66.8	4.2	0.8	169.5	2.8	-133.3	2.8	9.078	8.537	8.273	...	...	...	...	...	
LSPM J0801+2342	120.4310694	23.7070861	9.66	2.06	49	0	66.8	9.2	0.8	-99.2	10.3	-111.4	10.3	7.670	7.017	6.802	12.443	10.882	11.700	10.286	10.455	
G 139-17	257.4682514	11.9257611	12.25	3.06	67	0	66.4	9.2	0.9	-349.9	3.8	-102.9	3.8	9.611	8.997	8.729	15.718	14.000	14.800	13.414	11.781	
UPM 1623-0641	245.7795181	-6.6978522	13.47	3.03	27	0	67.3	20.5	1.9	-139.0	5.3	-13.9	5.2	11.051	10.424	10.149	16.292	14.965	15.627	14.312	13.126	
RX J1831.3+6454	277.8407353	64.9039589	11.77	3.07	136	0	65.9	4.4	0.8	-7.2	2.7	67.4	2.8	9.360	8.796	8.533	15.116	13.421	14.254	12.823	11.320	
LHS 2691	197.8382447	28.5431356	13.80	2.91	77	0	66.2	6.1	1.1	-407.9	4.5	-445.0	4.2	10.841	10.270	9.966	...	...	...	...	...	
UPM 0151+4652	27.9148636	46.8779806	13.06	2.34	137	1	66.1	3.8	1.1	41.7	3.4	10.7	3.4	10.165	9.581	9.268	16.977	15.053	15.918	14.446	12.580	
LP 691-015	282.2776561	-3.2550136	12.35	2.10	48	0	68.8	7.6	3.9	261.1	7.3	-10.6	7.0	9.613	8.981	8.702	15.907	14.237	14.941	13.578	11.869	a
LP 698-002	323.1246575	-5.2010881	14.85	1.96	12	0	65.4	14.9	0.9	114.7	11.5	-340.0	11.0	...	...	...	...	...	...	...	...	
PM 113413-0907	205.3388453	-9.1212242	11.77	2.08	43	0	65.6	9.8	1.1	102.3	5.8	53.5	5.7	9.444	8.906	8.668	14.912	13.322	14.088	12.717	11.365	
G 259-20	265.7829972	85.4405850	10.84	3.04	163	2	65.4	7.4	1.0	-104.6	4.3	-262.3	4.3	8.736	8.067	7.889	13.555	11.917	12.751	11.351	10.325	
LHS 3854	341.9778433	31.8718164	11.36	2.17	60	2	65.6	10.9	1.3	457.5	4.5	183.8	4.8	9.087	8.522	8.244	14.450	12.913	13.655	12.294	10.991	
SCR 1756-0206	269.1805222	-2.1070925	13.58	2.13	22	0	67.0	23.2	3.1	-66.5	6.6	-192.0	4.7	11.295	10.664	10.459	16.639	15.177	15.876	14.586	13.241	
CCDM J14372+7537A	219.2911406	75.6153664	10.64	3.09	194	2	64.4	4.5	0.8	164.7	3.0	-145.6	2.9	8.650	8.092	7.859	13.993	12.422	13.145	11.974	10.627	
G 244-37	27.9652408	64.4342592	10.00	2.32	68	1	64.4	6.6	1.0	248.2	6.7	-198.1	6.7	7.838	7.250	6.937	13.089	11.379	12.099	10.803	9.685	
2MASS J11473762+0501106	176.9069686	5.0196944	10.73	2.94	62	0	64.3	9.8	1.1	56.1	6.6	33.3	5.9	8.223	7.644	7.381	13.927	12.383	13.090	11.769	10.361	
G 251-19	105.8750825	76.7727108	11.15	2.40	149	1	64.3	4.4	1.1	11.7	4.3	-234.0	4.1	8.836	8.221	7.961	14.293	12.683	13.491	12.107	10.752	
LP 692-14	289.9800883	-4.7752061	10.76	1.96	23	0	65.4	12.9	2.5	119.7	14.1	-72.2	12.8	8.312	7.660	7.477	13.715	12.279	12.920	11.671	10.265	
LSPM J1831+0650	277.8174472	6.8356703	9.53	2.09	33	0	64.8	10.9	2.0	155.6	11.0	-123.9	9.4	7.579	6.973	6.744	12.845	10.995	...	...	...	
G 103-41	98.6394819	31.5015061	11.00	2.31	78	1	63.8	5.1	1.1	37.3	4.5	-189.1	4.4	8.705	8.152	7.898	14.089	12.564	13.193	12.018	10.642	
SCR 2151-0612	327.7503228	-6.2154419	13.09	1.92	24	0	63.6	14.1	1.0	-4.3	10.3	-157.7	8.4	10.618	10.009	9.750	16.146	14.762	15.415	14.179	12.801	
LP 60-205	137.1937558	66.5934725	11.41	2.41	139	1	63.6	4.4	1.0	205.7	3.9	-139.5	3.8	9.168	8.674	8.409	14.667	12.935	13.802	12.282	11.040	
G 120-40	170.4796322	26.8302650	12.56	2.88	89	0	63.4	5.6	1.2	-298.4	3.9	-119.8	3.8	9.931	9.367	9.122	15.937	14.299	15.107	13.724	12.153	
LP 496-48	193.7105736	11.9857942	13.63	2.97	81	0	63.1	9.8	1.1	-274.2	5.5	-397.9	4.7	10.509	9.997	9.621	17.549	15.783	16.497	15.174	13.121	
L797-023	20.8250328	-12.9385053	11.45	0.91	12	0	62.5	20.0	1.1	-3.0	34.5	349.2	31.3	9.181	8.628	8.350	14.669	13.009	13.831	12.377	11.178	
SCR 0211-0354	32.9653058	-3.9014139	13.73	1.98	12	0	62.4	21.2	1.1	-35.3	25.7	-141.9	25.2	10.680	10.069	9.732	17.518	15.791	16.715	15.183	13.279	
LSPM J0012+0206	3.0122514	2.1068697	13.35	1.83	26	0	62.0	14.1	0.9	299.5	11.8	80.2	10.4	10.590	10.013	9.721	16.954	15.163	15.961	14.539	12.873	
LP 518-40	325.8778750	12.8196539	12.01	2.08	37	0	61.7	12.6	0.9	-28.9	5.7	-306.4	5.6	9.608	9.025	8.780	14.984	13.480	14.138	12.887	11.784	
LSPM J2138+5257	324.5721506	52.9553400	15.65	2.34	39	0	62.0	9.0	1.3	225.7	7.0	30.3	6.5	...	...	...	...	...	...	...	...	
LSPM J0656+2211	104.0362386	22.1932575	15.41	2.21	19	0	61.6	8.6	1.1	-159.7	6.9	-164.0	6.8	...	...	...	...	...	...	...	...	
GJ 3480	122.0744925	58.5190378	11.14	2.39	119	1	61.5	4.9	1.1	-180.9	4.1	-61.9	3.9	8.804	8.238	7.962	14.395	12.784	13.478	12.120	10.833	
LSPM J1229+0752	187.4370539	7.8773906	15.68	2.74	18	0	61.4	19.9	1.1	-437.5	10.5	61.8	7.7	...	...	...	...	...	...	...	...	
LTT 15193	262.1267803	37.4512303	11.73	3.05	121	5	61.1	4.4	1.1	18.0	2.5	-186.5	2.6	9.387	8.789	8.536	14.940	13.243	14.020	12.639	11.291	
G 96-4	72.5648117	45.9796317	10.49	2.27	101	0	60.7	4.2	1.8	201.4	3.7	-237.3	3.7	8.533	...	7.704	13.280	11.769	12.539	11.184	10.265	
LSPM J0830+5552	127.5441394	55.8809133	13.42	2.40	106	1	60.7	4.1	0.9	194.1	3.7	61.5	3.4	10.650	10.054	9.772	17.127	15.382	16.026	14.694	12.938	
LSPM J1558+3524	239.5775486	35.4081592	11.13	3.04	102	2	60.5	5.0	0.9	-146.3	4.0	319.4	3.6	8.694	8.100	7.869	14.333	12.675	13.466	12.100	11.872	
SCR 1645-0843	251.2598464	-8.7286811	14.50	2.08	15	0	61.3	17.8	1.9	-103.2	7.1	-349.0	7.1	11.953	11.420	11.139	...	...	...	...	...	
LP 630-11	276.0222322	1.6868589	10.51	3.03	54	1	63.7	11.8	4.4	155.9	7.5	-237.1	7.0	8.297	7.737	7.487	13.397	11.863	12.597	11.255	10.217	
LSPM J1121+2126	170.2844833	21.4409247	14.96	2.04	24	0	60.4	14.8	1.1	-242.2	8.3	-2.2	8.2	...	...	...	...	...	...	...	...	
PM 122489+1819	342.2273519	18.3325475	12.69	2.18	63	0	60.1	8.3	1.0	-27.2	4.2	-134.9	4.2	9.957	9.388	9.119	16.115	14.535	15.251	13.937	12.337	
Wolf 755	262.9083617	1.7966997	10.72	3.04	55	0	60.4	12.7	1.4	-167.0	6.7	-95.5	6.7	8.586	8.001	7.771	13.579	12.075	12.819	11.448	10.588	
LP 699-32	331.5407997	-7.3941036	13.97	1.99	16	0	59.8	16.3	1.0	190.4	18.4	-213.4	17.3	10.674	10.062	9.759	18.074	16.272	17.070	15.500	13.673	
LHS1325	30.1956792	-10.3571350	12.44	1.14	28	0	59.3	16.2	1.1	-383.9	24.5	-322.3	24.4	9.890	9.346	9.092	15.748	14.113	14.881	13.487	12.075	
PM 118044-0111	271.1197108	-1.1908378	10.95	3.00	51	0	61.1	17.1	3.0	-24.2	6.5	-48.6	6.5	8.833	8.264	7.989	13.772	12.310	13.022	11.657	10.644	
G 210-20	307.0937889	34.2022592	12.92	2.92	69	0	59.3	4.1	1.5	354.8	3.8	-53.4	3.8	10.189	9.639	9.346	16.600	14.866	15.639	14.155	12.484	
LSPM J0101+2915	15.2796397	29.2589456	12.64	2.30	68	0	58.7	6.4	0.9	204.9	5.0	-46.8	5.0	10.181	9.222	9.358	16.109	14.338	15.169	13.698	12.241	
G 85-12	71.1090367	27.8605022	10.45	1.38	40	1	60.0	7.0	2.3	92.0	8.9	-449.4	8.9	7.908	7.298	7.106	12.689	11.187	11.920	10.570	9.585	
G 69-24	12.1890939	27.0181050	10.97	2.16	53	1	58.8	9.2	1.1</													

TABLE 3—Continued

name	R.A. [deg]	decl. [deg]	Umag [mag]	epdiff [years]	obs. [num]	rej. [num]	$\Pi$ (abs) [mas]	$\Pi$ err [mas]	$\Pi$ (corr) [mas/y]	PMRA [mas/y]	error [mas/y]	PMDC [mas/y]	error [mas/y]	J mag	H mag	Ks mag	B mag	V mag	g mag	r mag	i mag	notes
LHS 3689	323.4541833	-6.8547497	12.26	1.96	28	0	57.6	10.9	1.0	130.4	9.2	-493.9	8.8	9.562	8.937	8.655	...	...	...	...	...	...
2MASS J01434512-0602400	25.9383014	-6.0446339	11.26	1.99	22	0	57.7	20.7	1.1	52.8	18.3	-1.0	18.3	8.770	8.174	7.912	14.631	12.949	13.754	12.344	10.933	...
SCR1927-0409	291.8044450	-4.1646194	13.51	1.27	25	0	59.3	18.9	2.8	80.6	19.6	-270.3	11.4	10.558	9.940	9.676	...	...	...	...	...	...
HD 63991	118.1977819	25.9259111	11.13	1.23	45	0	57.5	8.5	1.1	43.6	12.3	-156.5	12.3	6.663	6.150	6.050	9.626	8.821	9.769	8.693	7.964	...
G 88-2	104.8694594	19.5085031	11.26	2.29	54	0	57.5	6.0	1.0	-173.9	4.8	-213.1	4.8	8.939	8.353	8.122	14.382	12.815	13.532	12.235	10.901	...
LHS 1352	33.0013883	32.3620511	13.78	2.34	68	0	57.4	5.4	1.0	534.1	4.4	-223.3	4.3	...	...	...	17.044	15.737	16.316	15.172	13.313	...
LHS 2262	156.5086625	50.4502622	11.82	2.32	169	1	57.5	3.7	1.1	-367.4	4.3	-552.2	4.4	9.268	8.670	8.403	...	...	...	...	...	...
LHS 2052	132.2841283	39.6060578	13.69	2.36	85	0	57.4	4.3	1.0	-387.4	4.0	-334.6	3.9	10.584	10.021	9.640	...	...	...	...	...	...
LSPM J0903+0540	135.8371300	5.6692400	14.30	2.18	18	0	57.2	17.3	1.0	-72.0	12.3	-374.8	11.5	...	...	...	...	...	...	...	...	...
GJ 4110	291.7058367	16.7163511	11.60	3.00	47	0	58.3	6.7	2.3	36.5	6.1	-206.5	6.0	9.000	8.361	8.157	14.573	13.035	...	...	11.072	...
G 94-16	27.2586044	25.2052481	13.58	2.29	62	0	57.0	6.6	1.1	402.1	4.4	59.3	4.3	10.672	10.074	9.773	...	...	...	...	...	...
SCR 1247-0525	191.8097092	-5.4181444	12.89	2.07	25	0	57.1	11.3	1.1	-490.9	7.1	566.0	6.7	10.126	9.620	9.291	16.497	14.784	15.536	14.143	12.373	...
LSPM J0154+5741S	28.6166931	57.6911081	10.99	2.32	92	0	57.2	4.1	1.3	-28.6	3.6	-196.7	3.7	8.525	8.005	7.736	13.670	12.363	12.970	11.826	10.491	...
G 138-33	247.0085369	15.5645297	11.71	3.06	90	0	57.0	6.7	1.1	-19.9	3.8	-299.1	3.6	9.375	8.802	8.556	14.871	13.258	14.017	12.613	11.322	...
LHS 2662	195.0298714	30.6502683	15.32	2.86	30	0	57.0	11.8	1.1	-330.0	7.5	383.5	7.3	...	...	...	...	...	...	...	...	...
LSPM J1203+7907	180.8919636	79.1171169	15.71	2.89	37	0	56.8	8.3	1.0	-411.4	7.6	79.6	6.6	...	...	...	...	...	...	...	...	...
SCR 2310-0944	347.5843486	-9.7490156	14.35	1.80	15	0	56.7	18.1	1.0	3.1	22.8	-154.3	22.1	12.073	11.495	11.243	...	...	...	...	...	...
2MASS J09351319+6114370	143.8058667	61.2437464	10.53	2.39	101	2	56.6	5.0	0.9	119.5	5.4	25.6	5.6	8.463	7.851	7.623	13.485	11.909	12.735	11.265	10.228	...
LP 247-47	53.6382122	37.6677606	15.77	2.19	23	0	57.0	12.6	1.4	-169.6	8.7	153.0	8.6	...	...	...	...	...	...	...	...	...
LSPM J0212+1032	33.1928950	10.5480125	14.92	2.03	20	0	56.6	16.9	1.1	-77.8	6.4	-133.5	5.9	...	...	...	...	...	...	...	...	...
2MASS J21162729+0234514	319.1146200	2.5807414	10.57	1.97	17	0	56.7	12.7	1.2	260.0	12.9	-39.8	12.3	8.219	7.601	7.324	13.441	11.967	12.656	11.377	10.275	...
LP 1-52	37.3093975	88.4053961	11.38	1.39	31	1	56.7	16.7	1.3	-133.2	18.4	409.7	14.1	...	...	...	14.389	12.870	13.536	12.251	10.984	...
G 220-6	34.2710067	54.5827942	13.10	2.32	128	0	56.5	3.4	1.1	-64.4	2.9	306.7	2.9	10.482	10.043	9.781	16.647	14.916	15.676	14.293	12.699	...
G 143-47	305.6309372	9.3653192	11.73	1.97	33	0	56.3	9.1	0.9	205.0	10.9	46.3	8.9	9.555	8.951	8.756	14.719	13.238	13.966	12.651	11.351	...
PM 105511+1216	87.7937533	12.2692778	12.02	2.21	62	0	56.4	6.1	1.2	75.0	5.2	-51.5	5.1	9.453	8.885	8.584	15.348	13.720	14.493	13.155	11.661	...
LTT 14694	237.5474097	0.9589119	10.95	3.02	73	0	56.1	8.4	0.9	187.9	4.4	-40.0	4.2	8.677	8.086	7.831	14.036	12.460	13.223	11.866	10.595	...
UPM 0515+2336	78.8232567	23.6070100	13.19	2.19	52	0	57.2	6.9	2.1	36.7	7.1	-75.5	6.8	10.186	9.602	9.306	16.977	15.245	15.954	14.591	12.726	...
NLTT 22280	144.8740761	14.6468097	11.80	2.31	69	1	56.2	8.5	1.1	-156.7	5.1	-74.3	5.1	9.393	8.823	8.554	15.015	13.432	14.154	12.799	11.449	...
2MASS J04510138+3127238	72.7568931	31.4564294	11.40	2.21	64	2	57.6	4.6	2.6	233.6	4.3	-45.6	4.3	9.011	8.432	8.163	14.559	12.945	13.727	12.358	11.012	...
2MASS J15574826+0901099	239.4517664	9.0187886	11.86	3.03	84	3	55.9	6.2	0.8	139.8	3.1	-151.5	3.0	9.282	8.691	8.434	15.213	13.554	14.358	13.023	11.348	...
LP 489-20	151.1091536	9.4321939	12.41	2.94	58	0	56.1	8.9	1.1	-223.9	7.5	97.8	7.4	9.996	9.448	9.155	15.514	13.886	14.705	13.291	11.913	...
G 16-5	233.5005567	4.6136294	11.91	3.02	69	0	55.8	8.5	1.0	-142.6	4.0	-210.4	3.6	9.573	9.065	8.767	14.879	13.302	14.056	12.724	11.513	...
G 121-28	178.2399122	24.4795936	12.63	2.88	80	0	56.0	7.1	1.1	-311.2	3.5	84.5	3.1	9.937	9.308	9.016	...	...	...	...	...	...
G 108-52	106.3015936	8.4295708	10.90	2.28	39	0	56.0	6.5	1.2	87.0	6.2	-410.7	5.8	8.829	8.292	7.984	13.822	12.241	13.006	11.622	10.628	...
LHS 2909	215.9337511	14.4455319	14.82	2.83	42	0	55.8	9.5	1.1	32.0	7.1	-538.1	6.6	...	...	...	...	...	...	...	...	...
UPM 1943-0035	295.9121381	-0.5898519	14.79	1.27	16	0	56.1	20.3	1.5	-245.8	23.9	42.8	15.0	12.195	11.669	11.372	...	...	...	...	...	...
G 46-21	136.9140442	6.2999700	11.16	1.31	45	0	55.5	9.4	1.0	-366.7	10.6	-67.1	10.5	9.150	8.483	8.284	13.866	12.470	13.136	11.892	10.892	...
LHS 2263	156.5114092	50.4538633	12.00	2.32	177	1	55.5	3.5	1.1	-373.8	3.9	-553.3	4.0	9.404	8.791	8.547	...	...	...	...	...	...
G 31-42	4.7683069	4.3472425	12.59	1.90	38	0	55.0	11.0	0.7	-395.7	7.8	-219.6	6.1	10.134	9.550	9.274	15.905	14.194	15.006	13.552	12.398	...
SCR 2356-0429	359.0858344	-4.4921831	12.03	1.92	29	0	55.0	11.8	0.8	194.4	8.3	-24.6	7.1	9.642	9.041	8.777	...	...	...	...	...	...
G 182-4	260.9533725	31.7157039	13.52	3.04	76	3	55.3	5.5	1.1	27.3	3.4	361.7	3.3	10.909	10.333	10.038	16.936	15.340	16.111	14.744	13.060	...
2MASS J05194942-0436165	79.9553275	-4.6047356	12.14	1.41	43	0	55.3	6.3	1.2	-142.9	12.8	-1.1	12.8	9.681	9.124	8.849	15.402	13.803	14.554	13.213	11.776	...
G 105-37	96.9327997	9.3978439	10.42	2.28	34	1	55.1	9.7	1.1	-172.9	9.0	-197.5	8.8	8.269	7.727	7.438	13.320	11.774	12.545	11.136	10.118	...
G 35-32	32.9216200	18.5616983	10.99	2.16	51	0	55.0	8.2	1.0	191.5	4.4	268.8	4.4	8.672	8.134	7.866	14.017	12.520	13.236	11.944	10.632	...
LSPM J1840+7557	280.2445450	75.9671372	14.95	3.07	91	0	54.9	6.1	0.9	-19.4	3.6	177.9	3.6	11.660	11.066	10.729	...	...	...	...	...	...
PM 117225+0531	260.6409222	5.5208831	11.13	3.02	51	0	54.8	12.4	0.8	-101.4	6.2	-9.5	6.2	8.966	8.310	8.120	14.181	12.568	13.355	11.966	10.885	...
LHS 2896	214.9273328	7.9732375	13.91	2.14	52	0	55.0	8.2	1.1	-546.9	6.3	-146.3	6.0	10.938	10.381	10.034	17.730	15.920	16.715	15.236	13.441	...
LHS 6422	350.4851378	24.2080700	12.18	2.19	63	0	54.5	5.9	0.6	409.7	3.1	-189.5	3.1	9.779	9.172	8.940	15.421	13.813	14.553	13.211	12.645	...
SCR 1901-0737	285.3844567	-7.6238339	13.68	1.95	24	1	56.1	12.9	2.2	-129.8	12.9	-97.3	11.1	10.567	10.002	9.699	...	...	...	...	...	...
G 142-10	287.4240228	9.8148408	12.89	3.03	36	0	56.7	8.9	3.0	129.6	7.0	-351.6	6.1	10.362	9.755	9.455	16.094	14.429	15.231	13.864	12.424	...
LSPM J1730+8444	262.5122950	84.7372686	14.16	3.02	156	0	54.6	6.4	0.9	86.8	4.0	-133.3	4.1	11.121	10.530	10.233	18.076	16.063	...	...	13.267	...
G 259-11	165.7834744	15.2973989	11.39	2.05	76	1	54.9	8.0	1.2	-412.0	5.6	-97.6	5.2	8.890	8.301	8.028	14.712	13.074	13.898	12.480	11.004	...
G 56-5	254.3735753	77.7183619	11.04	3.08	159	1	54.4	6.0	0.8	202.5	3.0	162.0	3.1	8.982	8.385	8.164	14.134	12.523	13.452	12.124	11.087	...
G 168-13	237.3348458	25.0632233	10.95	3.04	108	0	54.6	4.8	1.0	-33.1	3.2	392.8	3.1	8.884	8.314	8.063	13.830	12.314	13.058	11.715	...	...
G 247-39	73.4196472	62.3167936	11.62	2.37	111	2	54.9	3.9	1.4	273.1	3.2	-236										



TABLE 3—Continued

name	R.A. [deg]	decl. [deg]	Umag [mag]	epdiff [years]	obs. [num]	rej. [num]	$\Pi$ (abs) [mas]	$\Pi$ err [mas]	$\Pi$ (corr) [mas/y]	PMRA [mas/y]	error [mas/y]	PMDC [mas/y]	error [mas/y]	J mag	H mag	Ks mag	B mag	V mag	g mag	r mag	i mag	notes
PM 118467+0043	281.6952164	0.7237961	12.17	3.01	55	0	56.9	6.7	3.8	107.7	4.6	-28.2	4.0	9.593	9.002	8.733	15.560	13.906	14.660	13.288	11.643	
LSPM J0213+1803	33.2536706	18.0618053	13.14	2.15	51	0	54.0	9.8	1.0	128.2	4.3	-202.5	4.1	10.306	9.796	9.520	16.661	15.000	15.744	14.373	12.774	
LSPM J1423+5146	215.7628072	51.7758975	15.79	2.91	36	0	54.1	12.6	1.1	358.2	7.4	202.0	7.0	9.322	8.745	8.528	14.651	13.190	13.794	12.460	11.134	
2MASS J08185804+2333522	124.7405831	23.5631100	16.11	2.34	21	0	54.1	9.3	1.1	-257.5	9.0	-336.1	8.2	...	...	...	...	...	...	...	...	
G 264-22	333.8590072	66.2252000	11.20	2.38	100	0	54.9	5.4	2.0	3.8	4.1	203.4	4.0	8.749	8.127	7.886	14.490	12.892	13.586	12.252	10.804	
LSPM J1546+3102	236.5961756	31.0494356	14.20	2.85	79	0	54.0	5.6	1.1	-321.9	4.2	249.5	4.0	11.135	10.586	10.264	...	...	...	...	...	
PM 100427+4349	10.6991136	43.8233614	10.70	2.28	74	1	53.8	6.5	1.0	-23.1	5.2	-53.8	5.1	8.487	7.907	7.632	13.683	12.175	12.935	11.605	10.403	
2MASS J12414736+5	190.4481547	56.7538289	11.86	3.08	177	2	53.7	3.0	1.0	125.2	2.3	-3.6	2.4	9.483	8.848	8.608	15.016	13.496	14.165	12.913	11.538	
LHT 45438	266.7922939	-1.4998303	12.03	2.13	43	0	54.8	10.3	2.3	-37.3	3.8	-320.8	3.5	9.616	9.026	8.755	15.312	13.523	14.400	12.941	11.600	
LHS 2270	157.1701858	32.2393506	11.41	2.95	115	2	53.5	6.2	1.0	-474.3	4.8	167.5	4.7	9.043	8.601	8.357	14.661	12.989	13.812	12.406	11.044	
L 1246-11	103.1018756	18.2852261	11.52	2.29	51	0	53.7	6.9	1.2	127.8	4.6	114.4	4.5	9.052	8.445	8.160	14.702	13.203	13.889	12.602	11.160	
L 1246-11	103.1018394	18.2851883	11.52	2.29	51	0	53.7	6.9	1.2	127.8	4.6	114.4	4.5	9.052	8.445	8.160	14.702	13.203	13.889	12.602	11.160	
G 122-74	183.0484961	48.8164136	11.40	3.08	121	1	53.6	7.1	1.2	192.5	4.9	-293.6	4.9	9.258	8.513	8.394	14.458	12.914	13.599	12.329	11.063	
LHS 6327	269.5935478	12.7607686	12.08	3.03	77	1	53.8	5.8	1.4	333.9	3.6	-294.8	3.7	9.714	9.168	8.922	15.324	13.640	14.388	13.012	11.642	
G 222-18	117.3250803	84.9758908	11.31	1.47	123	7	53.4	5.0	1.1	-154.2	6.7	-346.2	6.3	8.988	8.347	8.120	14.368	12.816	13.564	12.246	10.919	
G 191-32	80.2936925	55.7628383	11.48	2.38	95	4	54.2	3.7	1.9	131.0	3.5	-287.6	3.4	9.229	8.629	8.374	14.560	13.026	13.708	12.424	11.108	
LHS 4022	357.6534314	9.9491678	10.00	2.13	26	0	53.2	19.2	1.1	633.6	12.4	249.7	12.0	7.672	7.098	6.807	12.908	12.552	12.168	11.158	9.913	
2MASS J00080642+4757025	2.0260139	47.9506728	11.00	2.25	94	1	53.2	6.0	1.1	-122.4	5.1	11.9	5.1	8.523	8.000	7.677	14.390	12.779	13.472	12.150	10.640	
G 122-58	179.5741419	42.5729583	12.27	3.01	138	2	53.3	4.4	1.2	136.2	3.2	-375.0	3.0	9.594	8.978	8.710	15.476	14.012	14.606	13.330	11.779	
PM 108202+0532	125.0553617	5.5356167	10.57	2.35	48	0	53.0	6.2	0.9	-75.7	5.3	1.3	5.2	8.526	7.913	7.670	13.966	11.914	12.660	11.349	10.287	
G 65-40	214.2691206	10.5929208	10.20	2.14	82	0	53.1	6.6	1.1	-285.3	5.4	-104.6	5.3	8.185	7.533	7.279	12.383	11.551	12.202	10.935	9.924	
LSPM J0219+5919	34.9841192	59.3234675	14.93	2.29	56	0	53.7	6.5	1.8	94.2	5.4	-203.4	5.4	...	...	...	...	...	...	...	...	
LSPM J2240+1736	340.2457156	17.6113772	11.32	2.15	47	0	52.9	10.9	1.0	161.2	5.2	29.5	5.2	9.225	8.669	8.426	14.040	12.579	13.320	12.001	11.038	
LP 220-50	212.3818831	41.6358864	13.80	3.06	93	0	52.9	5.4	1.1	-212.5	3.3	69.7	3.1	10.706	10.187	9.848	17.800	15.915	16.763	15.250	13.232	
G 225-72	251.4795653	60.9500950	11.78	3.08	176	1	52.8	4.7	1.1	32.4	2.4	-288.1	2.4	9.393	8.840	8.568	14.973	13.411	14.204	12.855	11.382	
LHS 2659	194.8599978	56.5625936	11.69	3.08	182	2	52.8	3.2	1.1	-581.5	2.3	-82.3	2.3	...	...	...	14.636	13.229	13.870	12.630	11.351	
LHS 1137	11.0893183	9.1262778	12.22	2.01	55	1	52.7	9.8	1.0	801.8	5.4	-10.4	4.5	9.501	8.957	8.621	15.658	14.080	14.754	13.484	11.800	
GSC 03857-00830	205.4426678	58.2555256	11.09	3.08	143	2	52.6	4.9	1.0	72.3	3.4	-60.8	3.4	8.733	8.171	7.876	14.356	12.545	13.391	11.990	10.750	
G 253-013	128.0600994	84.4097892	11.81	1.42	139	3	52.7	4.8	1.1	363.4	6.6	257.7	6.0	9.441	8.888	8.623	15.036	13.420	14.202	12.825	11.432	
2MASS J21044799-0418264	316.2001503	-4.3073794	12.52	1.95	24	0	52.4	12.6	0.9	50.9	7.8	-24.7	7.8	9.875	9.288	9.052	15.934	14.313	15.002	13.698	12.163	
UPM 0458+4526	74.5759372	45.4463964	12.73	2.28	130	1	53.1	3.0	1.7	-6.2	2.7	-116.6	2.6	10.143	9.642	9.383	16.269	14.615	15.326	14.026	12.387	
LP 577-44	321.4433078	6.6241872	11.99	1.99	32	0	52.5	14.8	1.1	210.9	5.9	-64.4	5.9	9.625	9.065	8.759	14.971	13.487	14.200	12.901	11.600	
LHS 1973	120.6878914	59.0278664	12.08	2.39	147	1	52.5	3.8	1.1	495.8	3.5	-207.6	3.2	...	...	...	15.273	13.734	14.422	13.128	11.745	
UPM 0735-0048	113.9647531	-0.8153150	12.89	2.25	56	0	52.5	6.8	1.1	-96.1	5.2	51.7	4.8	10.199	9.594	9.307	16.375	14.696	15.458	14.075	12.417	
LP 34-161	107.3830119	69.8482161	11.02	2.40	116	2	52.3	5.1	0.9	-182.0	4.7	-269.0	4.2	8.862	8.266	8.028	13.930	12.419	13.240	11.878	10.682	
Ross 1063	293.4154411	39.5252300	10.29	2.95	47	2	53.0	7.4	1.7	214.2	5.8	-407.9	5.6	8.120	7.560	7.339	13.611	11.600	...	...	...	
Wolf 422	188.2299633	12.1923147	11.76	3.03	108	2	52.5	8.1	1.2	-526.2	4.9	-68.4	4.3	9.462	8.842	8.600	14.752	13.227	13.920	12.643	11.414	
LSPM J1954+1738	298.5772256	17.6420125	13.15	2.94	46	2	54.0	5.1	2.8	209.8	6.3	146.5	6.0	10.516	9.993	9.719	16.260	14.706	15.366	14.105	12.543	
G 205-38	282.6900250	47.9715397	11.10	3.07	82	1	52.2	5.3	1.0	252.6	4.1	-113.7	3.9	8.686	8.128	7.900	13.896	12.521	13.109	11.949	10.674	
LP 501-31	223.1186383	12.3915067	10.18	3.03	80	0	51.9	6.2	0.7	-53.8	4.6	-219.5	4.5	7.967	7.340	7.115	13.035	11.571	12.308	10.970	10.123	
LSPM J0950+3052	147.5372253	30.8703775	13.69	2.30	62	0	52.3	6.2	1.1	-198.5	5.5	-3.9	5.4	10.708	10.116	9.870	...	...	...	...	...	
G 188-39	330.6766011	28.2989322	12.22	2.13	57	2	52.1	9.2	1.0	389.4	4.6	-103.4	4.6	9.841	9.291	9.036	15.405	13.795	14.568	13.208	11.828	
2MASS J12054715+7825514	181.4422122	78.4310017	10.77	3.07	188	1	52.1	4.1	1.1	-200.1	3.4	9.4	3.4	8.575	7.963	7.736	13.661	12.114	12.927	11.537	10.417	
PM 123462+2826	356.5589733	28.4346383	11.38	2.20	55	0	51.9	9.9	0.9	91.6	6.0	67.3	6.0	8.957	8.383	8.115	14.623	12.961	13.744	12.351	10.994	
G 189-32	340.5761442	31.2791392	12.29	2.17	64	5	52.4	8.1	1.5	-76.6	3.4	-237.3	3.5	9.847	9.231	9.023	15.428	13.871	14.593	13.235	11.856	
PM 114215-0755	215.3915658	-7.9216267	12.00	2.08	51	0	51.9	9.0	1.1	-97.2	5.5	-76.0	5.3	9.456	8.930	8.630	15.190	13.605	14.290	13.023	11.529	
GSC 03461-00403	192.1443861	49.5649503	10.99	3.09	130	3	52.0	3.4	1.1	111.8	2.7	-15.1	2.7	8.684	8.019	7.775	14.110	12.512	13.317	11.889	10.650	
GJ 3321	75.4612078	3.7648381	10.01	2.18	32	0	51.9	7.8	1.2	142.0	8.2	-139.4	8.2	8.079	7.475	7.233	12.775	11.301	12.041	10.656	9.744	
2MASS J05015057+0345551	75.4612061	3.7648361	10.01	2.18	32	0	51.7	7.8	1.0	142.0	8.2	-139.4	8.2	8.079	7.475	7.233	12.775	11.301	12.041	10.656	9.744	
TYC 3337-1716-1	65.8618519	49.5711306	10.39	2.38	101	0	52.5	4.0	1.9	-22.5	3.8	-210.2	3.7	8.329	7.720	7.512	13.334	11.783	12.537	11.190	10.051	
G 141-10	276.6024736	11.3482256	11.31	3.03	60	0	52.2	8.3	1.6	-5.5	5.8	-273.2	5.2	8.918	8.368	8.127	14.304	12.875	13.511	12.330	10.970	
LP 415-18	65.4591900	21.3277058	11.48	2.30	57	2	52.0	7.0	1.6	113.1	5.5	-228.3	5.4	9.080	8.431	8.205	14.612	13.035	13.779	12.450	11.617	
LSPM J0018+2603	4.6548539	26.0513139	12.09	2.12	48	0	51.4	8.2	1.0	-140.2	4.3	-83.0	4.2</									

TABLE 3—Continued

name	R.A. [deg]	decl. [deg]	Umag [mag]	epdiff [years]	obs. [num]	rej. [num]	II(abs) [mas]	II err [mas]	II(corr) [mas/y]	PMRA [mas/y]	error [mas/y]	PMDC [mas/y]	error [mas/y]	J mag	H mag	Ks mag	B mag	V mag	g mag	r mag	i mag	notes
LP 42-305	242.6168719	73.9103031	13.30	3.08	152	1	50.4	4.9	0.8	-221.3	2.6	269.5	2.7	10.683	10.104	9.852	17.113	15.223	16.219	14.680	12.999	
G 159-010	28.4580203	3.2229294	13.35	2.04	30	0	50.5	11.0	1.0	339.4	7.4	47.0	7.2	10.587	9.976	9.701	17.010	15.300	16.043	14.638	12.927	
LHS 5168	155.0010808	28.9527031	11.49	2.94	103	2	50.7	5.1	1.2	-471.1	4.1	-198.6	4.0	9.159	8.631	8.361	14.632	12.991	13.795	12.419	11.118	
SCR 0909-0611B	137.3912817	-6.1963444	11.91	1.21	51	0	50.4	14.1	0.9	-140.0	19.7	0.2	19.5	10.441	9.846	9.620	14.312	12.870	13.622	12.269	11.615	
G 58-21	162.1367117	19.1502008	11.88	2.10	74	1	50.5	6.4	1.1	-227.3	4.4	-108.9	3.9	9.491	8.925	8.677	15.078	13.471	15.053	12.888	11.866	
2MASS J04145348+2745284	63.7240375	27.7573144	11.18	2.38	76	2	51.1	5.4	1.8	232.5	4.0	-121.0	3.7	8.763	8.146	7.901	14.351	12.741	13.487	12.125	10.754	
LP 455-12	304.6866844	15.8458844	10.35	2.62	42	0	51.0	8.0	1.7	191.9	8.1	-60.3	8.0	8.174	7.590	7.367	13.229	11.751	12.462	11.216	9.981	
Ross 164	291.2862358	28.3552692	9.95	3.04	59	0	52.7	5.6	3.4	208.4	4.0	381.0	3.9	8.442	7.868	7.552	...	...	...	...	...	
SCR 1127-0707	171.9333069	-7.1194806	14.79	1.05	13	0	50.5	20.4	1.2	-208.1	21.9	83.7	21.9	13.012	12.372	12.196	...	...	...	...	...	
2MASS J00531297+1903270	13.3035869	19.0568858	10.93	2.08	38	0	50.2	9.9	0.9	-98.5	5.6	-129.8	5.5	8.792	8.199	7.912	13.920	12.443	13.159	11.841	10.706	
TYC 3529-1437-1	274.3544244	48.3675247	10.06	2.11	57	1	50.1	7.5	0.9	-47.3	5.7	44.0	5.7	7.770	7.173	6.952	12.810	11.370	12.045	10.754	9.750	
PM 119243+4237	291.0869597	42.6238864	11.89	3.03	79	3	50.3	3.9	1.3	-85.7	3.2	40.7	3.1	9.335	8.702	8.457	15.017	13.536	14.127	12.921	11.543	
G 150-7	202.9595383	23.3891631	10.83	2.98	95	1	50.0	5.7	1.0	-267.4	4.1	51.9	4.0	8.608	8.004	7.815	13.850	12.247	13.033	11.643	10.512	
G 114-14	130.5964486	-4.8997344	11.33	2.32	59	1	50.0	9.5	1.0	-52.0	8.2	-307.4	7.7	9.047	8.544	8.186	14.386	12.826	13.567	12.223	10.958	
G 100-57	91.1647906	27.8963472	11.28	2.31	84	0	50.4	5.3	1.5	34.4	3.5	-373.1	3.4	9.066	8.425	8.154	14.305	12.786	13.536	12.199	10.953	
NLTT 58073	357.3127028	10.0925156	11.95	2.08	48	0	49.9	10.5	1.1	28.7	5.3	-383.2	5.0	9.459	8.920	8.676	15.102	13.849	14.287	13.019	11.475	
LP740-010	216.3907531	-11.8143967	11.88	1.08	18	0	49.9	23.3	1.0	-300.6	26.0	-6.8	25.8	9.353	8.702	8.391	15.099	13.510	14.204	12.903	11.450	
LHS 2292	159.6359842	35.4981989	10.87	2.25	110	1	49.9	5.4	1.0	-438.6	3.6	266.7	3.6	8.676	8.069	7.823	13.928	12.307	13.086	11.760	10.550	
2MASS J04325718+7407002	68.2395917	74.1162072	10.45	2.39	147	12	49.8	8.1	1.0	86.3	7.2	-119.2	7.3	8.245	7.609	7.386	13.368	11.848	12.610	11.247	10.113	
G 74-12	34.3564561	33.3904836	12.17	2.34	115	1	49.8	3.4	1.0	437.0	3.1	-12.7	3.1	9.751	9.192	8.925	...	...	...	...	...	
NLTT 40208	231.4315283	31.2022978	13.64	2.99	95	0	49.9	4.7	1.1	16.3	3.4	-248.8	3.1	10.651	10.045	9.699	17.708	15.707	16.461	15.061	13.121	
G 49-22	145.7965978	21.4402197	12.54	2.32	72	0	49.9	8.3	1.1	-263.3	4.5	-9.4	4.5	10.114	9.524	9.238	15.902	14.248	14.972	13.645	12.188	
ZEH2003 RX J0916.1+01	139.0425953	1.8854312	11.32	1.13	34	0	49.8	9.8	1.0	49.6	12.0	91.3	12.0	8.770	8.258	7.960	14.601	13.028	13.754	12.405	10.905	
NLTT 15320	84.8556036	74.7672803	11.74	2.46	138	0	49.9	4.3	1.2	15.7	3.9	-144.2	3.8	9.330	8.713	8.453	14.953	13.349	14.103	12.747	11.336	
G 49-22	145.7965978	21.4402197	12.54	2.32	72	0	49.9	8.3	1.1	-263.3	4.5	-9.4	4.5	10.114	9.524	9.238	15.902	14.248	14.972	13.645	12.188	
ZEH2003 RX J0916.1+01	139.0425953	1.8854312	11.32	1.13	34	0	49.8	9.8	1.0	49.6	12.0	91.3	12.0	8.770	8.258	7.960	14.601	13.028	13.754	12.405	10.905	
NLTT 56971	352.0944564	0.4776275	11.60	2.06	35	1	49.7	10.7	1.0	178.2	6.6	-1.1	5.7	9.374	8.790	8.519	14.773	13.258	13.964	12.677	11.399	
LTT 13962	204.2305556	22.9662792	11.21	2.98	93	2	49.8	5.9	1.1	99.8	3.5	-165.8	3.4	8.979	8.426	8.141	14.276	12.715	13.442	12.051	10.869	
LP 461-11	348.4482339	21.2913392	14.63	2.19	32	0	49.7	10.6	1.1	251.9	5.1	-33.1	5.1	11.421	10.761	10.443	...	...	...	...	...	
G 139-50	264.7132556	8.0256003	10.85	3.02	63	0	49.5	12.8	0.9	-80.0	4.8	-219.1	4.7	8.702	8.107	7.847	13.811	12.230	13.004	11.627	10.516	
TYC 796-882-1	126.8786625	8.6207503	10.71	2.35	37	0	49.5	7.5	0.9	-49.9	6.8	107.0	6.2	8.444	7.835	7.581	13.601	12.142	12.817	11.591	10.358	
SCR 0634-0753	98.5986906	-7.8885467	11.31	1.14	40	0	49.8	10.1	1.3	-353.4	20.1	134.9	15.7	9.344	8.741	8.520	14.210	12.573	13.385	11.961	11.052	
G 229-30	289.4931686	58.9820253	11.84	3.07	131	3	49.8	3.7	1.3	-149.6	3.0	-357.1	3.0	9.475	8.906	8.638	15.030	13.468	14.114	12.807	11.484	
G 237-51	183.0576386	71.4240542	11.33	3.07	157	0	49.6	4.3	1.1	-373.0	3.4	167.5	3.4	8.815	8.212	8.001	14.311	12.827	13.546	12.223	10.803	
LSPM J0930+3937	142.5075503	39.6225986	10.94	2.37	87	1	49.8	4.7	1.3	119.9	4.2	-168.1	4.2	8.467	7.886	7.650	13.685	12.157	12.860	11.542	10.400	
G 115-25	131.5212728	38.2303814	13.14	2.39	97	3	49.5	4.1	1.0	-272.6	3.6	-147.8	3.6	10.529	9.978	9.722	16.484	14.920	15.631	14.259	12.713	
G 68-13	350.8529700	15.5693703	10.34	2.13	27	0	49.4	16.2	1.0	-1.3	7.2	-478.9	7.1	8.255	7.652	7.438	13.084	11.660	12.357	11.085	10.073	
G 14-8	193.3295511	-5.3318889	11.30	2.07	31	0	49.5	8.9	1.1	-370.3	6.1	-173.7	5.8	8.919	8.373	8.116	14.347	12.851	13.575	12.252	10.919	
2MASS J09264503+0857421	141.6883044	8.9613156	13.20	1.21	45	0	49.2	9.5	1.0	172.7	11.1	-89.7	10.8	10.350	9.787	9.436	17.101	15.220	16.025	14.596	12.798	
LHS 3299	263.2212486	54.3385100	10.92	3.08	111	1	48.9	5.1	0.8	-264.0	3.2	428.9	3.2	8.935	8.383	8.184	13.720	12.189	12.940	11.591	10.604	
G 150-46	208.1511014	14.4211478	10.24	2.96	84	0	49.3	7.2	1.2	44.2	6.0	-284.8	5.7	8.013	7.321	7.144	13.144	11.651	12.372	11.050	9.875	
UPM 1316-0858	199.1687036	-8.9739806	12.75	2.08	31	0	49.2	13.0	1.1	-70.2	7.4	-56.8	7.4	10.043	9.500	9.199	16.325	14.554	15.369	13.925	12.357	
LP 313-38	139.6716733	26.7631303	14.38	2.31	43	1	49.2	8.0	1.1	-182.7	7.1	-356.6	7.1	11.269	10.619	10.291	...	...	...	...	...	
2MASS J05530180+2507440	88.2579853	25.1280483	10.82	2.31	58	0	49.1	6.5	1.1	82.3	5.1	-171.0	5.0	8.552	7.924	7.679	13.945	12.390	13.112	11.769	10.507	
SCR 0545-0601	86.4548300	-6.0296000	10.22	1.09	28	0	49.6	10.7	1.6	126.5	19.3	-99.4	18.6	9.084	8.590	8.503	11.748	10.775	11.242	10.467	10.150	
LHS 1332	31.1124203	-1.8848019	12.09	1.17	29	0	49.1	12.5	1.1	-637.3	29.3	-569.4	29.3	9.585	9.092	8.804	15.474	13.797	14.555	13.206	11.731	
2MASS J09554360+3521421	148.9314986	35.3601606	11.24	2.32	110	1	49.1	3.7	1.2	-35.0	4.1	-318.6	4.0	8.850	8.297	8.043	14.424	12.813	13.565	12.213	10.888	
SCR 2247-1107	341.9000200	-11.1193483	12.14	1.26	18	0	48.9	18.6	1.1	159.8	23.1	-108.7	21.2	10.499	9.840	9.661	14.297	13.019	13.655	12.473	11.849	
LP 445-56	245.4083219	17.2249611	9.95	3.06	63	0	48.9	9.8	1.1	-40.3	6.6	-257.8	6.6	8.149	7.535	7.366	11.901	10.594	...	...	...	
G 179-55	236.8626261	45.1318136	11.77	3.07	140	2	48.9	4.0	1.1	-253.1	2.8	200.3	2.8	9.082	8.463	8.215	15.199	13.606	14.366	12.970	11.487	
2MASS J12153937+5239088	183.9146958	52.6524267	11.07	3.06	135	1	48.8	4.2	1.0	99.9	3.2	4.6	3.2	8.588	7.993	7.757	14.252	12.564	13.402	11.936	10.634	
G 88-4	106.2060075	24.9974903	10.30	2.35	60	0	48.7	6.0	1.1	-179.6	5.0	-271.6	5.0	8.273	7.642	7.417	13.087	11.559	12.297	10.968	10.009	
LSPM J1007+1514	151.8946397	15.2370875	13.56	2.09	72	0	48.6	11.2	1.1													

TABLE 3—Continued

name	R.A. [deg]	decl. [deg]	Umag [mag]	epdiff [years]	obs. [num]	rej. [num]	$\Pi$ (abs) [mas]	$\Pi$ err [mas]	$\Pi$ (corr) [mas/y]	PMRA [mas/y]	error [mas/y]	PMDC [mas/y]	error [mas/y]	J mag	H mag	Ks mag	B mag	V mag	g mag	r mag	i mag	notes	
LSPM J1043+2620	160.9805317	26.3445675	12.41	2.24	91	1	48.0	5.9	1.1		3.6	-161.6	3.5	10.055	9.505	9.251	15.472	14.047	14.730	13.480	12.067		
2MA1849-0134	282.4810283	-1.5699836	12.03	3.00	38	0	50.9	9.0	4.1		15.5	5.0	-178.3	4.8	9.784	9.107	8.841	14.780	13.439	14.082	12.835	11.593	
2MASS J14194671+3137037	214.9451478	31.6176306	12.59	3.05	114	1	48.1	3.7	1.3		104.2	2.6	-27.6	2.4	10.007	9.415	9.158	16.080	14.325	15.080	13.727	12.080	
LP 213-67	161.8009778	40.4453250	14.96	2.19	38	0	47.8	9.3	1.0		-283.9	7.9	-28.1	7.7	...	...	...	...	...	...	...	...	
LSPM J2010+5610	302.6919367	56.1782089	9.62	2.72	50	1	47.9	6.1	1.2		-30.2	5.5	-167.6	5.1	7.869	7.261	7.079	12.015	10.679	11.302	10.089	9.405	
SCR 1408-0146	212.0488511	-1.7827354	15.92	2.09	10	0	47.7	21.8	1.0		-227.0	11.8	-1.5	11.1	...	...	...	...	...	...	...	...	
LP 447-38	259.5934967	18.1481147	11.49	3.04	87	0	47.5	9.0	0.9		-10.9	4.1	-237.8	3.9	9.050	8.495	8.232	14.666	13.111	13.832	12.487	11.025	
G 14-34	197.2118911	-1.5186892	11.24	2.05	41	0	47.7	14.4	1.1		-392.2	9.7	-3.3	8.7	8.920	8.335	8.081	14.293	12.758	13.487	12.187	10.883	
LHS2186	146.5367164	-4.4279678	12.30	1.21	39	0	47.5	10.4	0.9		-569.1	18.5	158.0	18.2	9.688	9.154	8.832	15.827	14.099	14.946	13.442	11.831	
G 234-57	138.3477014	68.8742886	9.85	2.93	95	1	47.5	5.6	0.9		-170.4	5.5	-231.5	5.5	7.775	7.142	6.902	12.767	11.168	12.021	10.537	9.475	
G 132-4	8.3379711	36.8411617	11.07	2.27	58	0	47.4	5.5	0.9		507.9	4.2	127.0	4.2	8.768	8.085	7.849	14.194	12.658	13.392	12.063	10.734	
G 205-48	284.2523728	47.3397564	11.83	3.07	101	5	47.6	4.8	1.1		36.1	3.8	-406.6	3.7	...	...	...	14.878	13.318	...	...	11.562	
LHS 5398	349.0210419	57.3760961	9.80	2.05	41	0	48.1	11.1	1.7		532.1	6.3	109.6	6.3	8.018	7.368	7.209	12.210	10.846	11.562	10.285	9.549	
G 144-63	316.3435775	20.8592192	11.74	2.06	37	0	47.5	5.8	1.1		269.4	5.3	-86.5	5.3	9.421	8.871	8.657	14.855	13.248	13.976	12.612	11.324	
SCR 1757-0113	269.3088889	-1.2243706	12.04	3.05	51	1	48.6	13.5	2.2		196.2	4.2	-100.3	4.0	10.959	9.970	9.855	13.880	12.781	13.316	12.323	11.833	
LHS 3057	229.8227197	67.8563797	11.83	3.04	158	1	47.3	4.1	0.9		-465.8	2.5	402.0	2.5	9.568	8.990	8.773	15.049	13.430	14.198	12.796	11.412	
G 221-20	55.9332239	72.8953150	13.19	2.39	123	0	47.4	3.6	1.1		204.5	3.3	-437.5	3.3	10.624	10.024	9.737	16.586	14.878	15.727	14.325	12.722	
G 157-056	351.0248842	-5.1870106	11.96	1.97	47	1	47.3	9.7	1.0		358.3	6.8	11.4	5.5	9.559	8.938	8.693	15.158	13.611	14.329	13.041	11.656	
G 13-39	186.9305056	-3.2503514	11.23	2.04	45	0	47.3	12.3	1.0		-296.6	10.1	-27.4	9.4	8.763	8.123	7.852	14.382	12.837	13.554	12.243	10.746	
LP 486-49	136.5575564	12.8585503	11.71	2.31	54	1	47.3	6.3	1.0		-291.0	5.5	-277.2	5.3	9.243	8.636	8.352	14.950	13.402	14.188	12.760	11.293	
LP702-096	351.9820353	-5.4502778	11.95	1.97	32	0	47.2	10.8	1.0		205.1	8.0	-24.8	6.7	9.680	9.054	8.777	15.098	13.570	14.286	13.017	11.700	
LHS 2695	198.2670717	20.1913242	11.37	2.98	107	0	47.2	5.8	1.0		-606.1	4.3	154.7	4.1	8.867	8.252	8.019	14.543	12.979	13.718	12.348	14.203	
LSPM J0644+7206	101.1246972	72.1133883	16.13	2.33	20	0	47.1	11.6	0.9		-48.3	9.4	-234.6	8.6	...	...	...	...	...	...	...	...	
LP 462-52	352.7231628	15.7942167	10.37	2.19	37	0	47.1	8.5	1.0		-157.8	4.9	-117.3	4.8	8.413	7.810	7.606	13.021	11.585	12.315	10.962	10.029	
LSPM J1909+3910	287.3815233	39.1801817	10.71	3.05	84	1	47.1	4.1	1.0		-115.9	2.9	-179.1	2.9	8.841	8.239	8.028	13.211	12.179	...	...	...	
G 183-13	269.2641453	15.7776764	10.76	3.04	71	0	47.8	6.9	1.8		-170.4	4.3	-236.7	4.3	8.329	7.752	7.514	13.741	12.236	12.917	11.639	10.258	
LHS 2645	193.3030575	40.5649128	16.09	2.66	24	0	47.3	11.7	1.3		225.8	7.9	-643.3	7.6	...	...	...	...	...	...	...	...	
LP 427-16	138.5126431	19.6677019	10.71	2.31	38	0	47.0	10.0	1.0		-157.3	7.8	-159.4	6.7	8.424	7.824	7.535	13.707	12.171	12.898	11.568	10.374	
2MASS J18550451+4259510	283.7690792	42.9975167	12.53	3.06	112	0	47.0	3.6	1.1		43.4	3.0	17.4	3.0	9.780	9.217	8.922	15.897	14.348	15.028	13.679	12.203	
LP 330-013	246.3870694	32.3093842	11.02	3.04	91	0	46.7	5.8	1.0		72.2	3.6	167.6	3.5	8.868	8.279	8.051	13.775	12.536	...	...	...	
UPM 1600-0137	240.0562867	-1.6206836	12.07	3.01	74	0	46.8	8.0	1.1		113.5	4.2	-173.5	3.9	8.920	9.247	8.981	15.205	13.560	14.346	12.941	11.705	
SCR 1447-0805	221.9905692	-8.0851925	12.04	2.08	43	1	46.7	12.1	1.0		-118.6	5.7	-71.8	5.8	10.532	9.868	9.764	13.991	12.819	13.412	12.313	11.901	
NLTT 18279	115.5417586	50.0745083	10.65	2.39	89	1	46.6	5.8	0.9		213.3	5.1	64.8	5.0	8.455	7.867	7.619	13.718	12.074	12.876	11.462	10.283	
LHS 5075	54.7951422	7.9993517	11.70	2.19	58	1	47.0	5.8	1.4		199.3	5.1	-449.6	5.1	9.390	8.828	8.582	14.836	13.224	13.989	12.606	11.352	
G 29-29	351.1166086	10.2916269	13.40	2.13	41	0	47.0	14.7	1.4		-109.3	5.4	-330.5	5.3	10.752	10.246	9.952	16.589	15.265	15.695	14.775	13.001	
LHS 1204	17.3809622	21.6265119	12.62	2.18	65	0	46.4	6.1	0.8		141.8	3.5	-527.3	3.5	10.087	9.534	9.272	15.846	14.358	15.029	13.767	12.370	
LSPM J0631+5002	97.7541272	50.0460819	9.85	2.35	75	4	46.5	6.1	1.0		-107.5	4.4	-162.0	4.3	7.873	7.246	7.063	12.545	11.063	11.839	10.454	9.571	
G 210-11	304.1336272	35.1773294	10.97	2.92	74	1	47.0	4.6	1.6		-85.4	4.1	-325.6	4.1	8.905	8.302	8.083	13.801	12.306	13.032	11.724	10.655	
2MASS J19405202+7831418	295.2122522	78.5280203	13.20	3.05	148	0	46.4	3.9	1.0		-184.6	2.9	-39.2	2.9	10.356	9.765	9.466	16.904	15.253	15.877	14.533	12.739	
G 224-20	221.1034147	58.2878761	13.73	2.94	97	0	46.3	4.5	0.9		-255.9	3.5	184.1	3.5	10.927	10.409	10.061	17.978	15.968	16.643	15.131	13.360	
G 246-29	48.6379517	59.4372342	10.70	2.35	96	1	47.4	3.7	2.1		186.5	3.4	-164.1	3.5	8.448	7.844	7.608	13.823	12.205	12.930	11.574	10.341	
G 29-19	349.3946967	6.3902558	11.04	1.99	35	0	46.3	13.7	0.9		176.8	8.6	-243.4	7.7	8.776	8.186	7.878	14.157	12.606	13.378	11.982	10.745	
LSPM J1504+4858	226.0250339	48.9815317	12.77	3.06	134	2	46.3	4.1	1.1		-176.1	2.9	-23.0	2.7	10.167	9.536	9.307	16.238	14.543	15.355	13.944	12.423	
G 123-32	186.4112378	45.7631894	11.54	3.05	122	3	46.5	4.3	1.2		-194.4	2.9	-269.1	2.9	9.301	8.760	8.523	14.297	12.864	13.525	12.264	11.271	
TYC 2723-908-1	330.3087472	32.3871492	10.80	2.10	48	1	46.3	7.7	1.1		114.4	5.6	53.9	5.5	8.829	8.205	7.980	13.882	12.131	13.001	11.477	10.495	
LTT 06368	239.6152553	-6.8633136	11.31	2.12	51	1	46.2	11.6	1.1		-134.8	7.2	-205.4	7.1	8.679	8.116	7.811	13.854	12.386	13.083	11.773	10.577	
LHS2804	207.1709456	-5.2873717	13.03	2.10	53	0	46.3	8.6	1.1		246.8	4.7	-460.9	4.6	10.329	9.701	9.403	...	...	...	...	...	
SCR 0627-0420	96.8342478	-4.3430847	13.55	0.99	20	0	46.3	10.3	1.2		-178.8	18.6	-303.3	14.6	11.741	11.237	11.047	16.255	14.701	15.542	14.019	13.194	
G 235-43	147.3537539	65.1400258	12.41	2.38	161	2	46.1	3.2	1.0		-231.5	3.3	62.3	3.3	9.983	9.430	9.156	15.688	14.060	14.822	13.405	12.025	
LP 35-220	127.8231714	72.6239953	11.14	2.42	89	2	46.0	4.8	0.9		108.1	4.6	-332.4	4.4	9.043	8.498	8.284	13.952	12.462	13.288	11.896	10.825	
G 33-6	11.0817214	12.6166847	11.22	2.02	48	0	46.1	11.7	1.1		284.6	7.0	-179.9	6.5	8.868	8.301	8.083	14.298	12.835	13.516	12.293	10.916	
G 129-49	359.4789244	21.9908700	11.95	2.24	53	1	46.1	6.7	1.1		369.8	3.7	-63.8	3.6	9.554	8.912	8.645	15.200	13.638	14.333	13.021	11.616	
LSPM J2001+0016	300.2758372	0.2701731	10.20																				

TABLE 3—Continued

name	R.A. [deg]	decl. [deg]	Umag [mag]	epdiff [years]	obs. [num]	rej. [num]	$\Pi$ (abs) [mas]	$\Pi$ err [mas]	$\Pi$ (corr) [mas/y]	PMRA [mas/y]	error [mas/y]	PMDC [mas/y]	error [mas/y]	J mag	H mag	Ks mag	B mag	V mag	g mag	r mag	i mag	notes
LSPM J0533+3740	83.3194608	37.6723506	16.35	2.24	11	0	45.8	15.4	1.3	132.2	14.0	-483.0	13.4	...	...	...	...	...	...	...	...	...
G 246-35	51.6306333	59.1475039	13.17	2.35	91	0	46.3	4.0	1.8	179.5	3.4	-191.7	3.3	10.459	9.876	9.592	...	...	...	...	...	...
UPM 2336+2613	354.2231250	26.2310497	12.09	2.24	75	0	45.5	5.5	1.0	-16.2	3.2	-34.9	3.2	9.654	9.102	8.849	15.343	13.695	14.476	13.092	11.680	
UPM 1928+4801	292.0901206	48.0264142	11.54	3.04	89	0	45.6	4.8	1.1	-30.5	3.7	5.4	3.8	9.136	8.591	8.342	14.807	12.973	13.876	12.483	11.213	
LSPM J0120+3302	20.1196633	33.0442336	15.88	2.19	20	0	45.5	15.0	1.1	242.5	11.5	25.4	11.2	...	...	...	...	...	...	...	...	...
LSPM J0817+3107	124.4632806	31.1303969	9.95	2.34	59	0	45.6	6.9	1.1	-75.9	6.9	232.6	6.5	7.943	7.322	7.090	12.660	11.121	11.907	10.552	9.633	
LHS 3795	335.1163031	12.2494831	12.31	2.06	38	0	45.4	18.2	1.0	516.2	5.9	-138.8	5.8	9.908	9.411	9.147	15.392	13.892	14.587	13.345	11.981	
LSPM J0335+1133	53.9297794	11.5561228	11.89	2.20	64	0	45.9	6.8	1.6	172.4	5.5	-15.1	5.5	9.559	8.960	8.699	14.938	13.421	14.143	12.790	11.589	
UPM 2310+6641	347.5250261	66.6976978	12.53	2.33	116	0	46.9	4.3	2.6	-41.6	3.2	-99.4	3.1	9.944	9.373	9.109	15.870	14.282	15.033	13.677	12.189	
PM 115210+3057	230.2524086	30.9502508	11.15	3.05	128	3	45.5	4.2	1.2	-94.2	3.0	-15.3	2.9	8.963	8.380	8.129	14.054	12.514	13.246	11.930	10.744	
G 104-52	100.0228972	28.5862500	11.13	2.31	64	2	45.6	6.3	1.3	30.9	4.7	-230.2	4.6	8.270	7.674	7.430	13.412	11.858	12.644	11.257	10.111	
LSPM J0228+1538	37.1962872	15.6481961	10.92	2.15	51	1	45.3	8.5	1.1	170.5	5.7	0.8	5.7	8.792	8.158	7.960	13.741	12.337	12.987	11.670	10.653	
G 35-39	34.6496706	20.7958583	11.01	2.29	56	2	45.3	8.5	1.1	-25.4	4.8	-291.1	4.8	8.844	8.333	8.022	13.969	12.399	13.165	11.800	10.634	
LHS 6199	168.8024294	19.4514775	11.30	2.06	71	0	45.3	7.5	1.1	193.3	5.6	-483.1	5.4	8.919	8.366	8.086	14.435	12.925	13.643	12.323	10.894	
G 241-20	341.3837617	63.2627908	11.31	2.33	87	0	47.1	5.4	3.0	-160.6	4.0	163.1	3.8	9.185	8.611	8.355	14.275	12.746	13.465	12.208	11.031	
LHS 1037	2.9826689	33.0531669	11.39	2.19	65	1	45.2	6.9	1.1	-554.9	4.6	-399.7	4.7	...	...	...	14.589	13.003	13.730	12.420	11.044	
G155-020	277.7682722	-9.9683250	12.37	2.11	22	0	48.0	15.6	3.9	33.8	13.4	252.8	12.7	9.989	9.362	9.115	15.617	14.017	14.693	13.417	11.983	a
G 150-72	213.4711742	24.7987883	11.52	3.04	121	1	44.9	4.5	0.9	-6.4	3.4	297.7	3.4	9.237	8.675	8.450	14.636	12.973	13.791	12.342	11.080	
LSPM J0855+5251	133.7764303	52.8570397	13.89	2.36	102	3	45.0	3.5	1.0	-160.1	3.4	-205.9	3.3	11.037	10.431	10.153	17.536	15.821	16.602	15.139	13.391	
G 264-18	331.4359914	65.6495936	10.43	2.32	70	1	45.5	5.9	1.6	-321.9	5.1	216.0	4.9	8.422	7.807	7.616	13.157	11.621	12.377	11.001	10.023	
G 2-18	71.7982022	2.1609969	10.18	2.18	34	0	44.8	9.8	1.0	-205.6	9.7	-14.7	9.7	8.308	7.674	7.451	12.799	11.310	12.065	10.674	9.937	
UPM 1840+1923	280.2026967	19.3959783	11.27	3.04	63	0	45.0	7.3	1.3	25.6	4.7	-33.1	4.6	8.890	8.342	8.093	14.421	12.517	13.599	12.229	10.902	
GSC 02069-01374	257.6061517	27.9774436	11.38	3.06	90	2	44.6	5.1	0.8	23.7	2.3	-87.4	2.2	8.987	8.387	8.155	14.153	12.839	13.393	11.917	10.780	
StKM 1-626	107.1655164	30.7143022	10.45	2.36	66	0	44.8	8.4	1.1	161.7	5.7	96.9	5.7	8.329	7.657	7.442	12.822	11.354	12.088	10.751	9.893	
UPM 1149-0019B	177.2605419	-0.3233422	12.40	1.96	56	0	44.8	12.4	1.2	-202.2	10.3	2.6	8.1	9.963	9.345	9.145	13.975	13.047	13.538	12.825	12.067	
Wolf 132	47.9509067	19.6698778	9.91	2.23	33	0	44.6	8.6	1.1	221.5	9.2	-222.0	9.0	8.044	7.435	7.240	12.531	11.164	11.786	10.506	9.753	
Ross 1064	293.9627625	41.3185219	9.36	2.01	33	0	44.6	10.1	1.1	-297.0	6.8	-72.8	6.8	7.563	6.928	6.720	11.885	10.405	11.213	9.802	9.239	
LP 51-17	15.2039581	66.9483458	11.74	2.35	99	2	46.3	4.5	2.8	-237.5	3.5	-51.8	3.3	9.408	8.726	8.484	14.986	13.425	14.086	12.772	11.347	
UPM 0954+2025	148.5650175	20.4257054	11.25	2.09	69	0	44.6	8.8	1.1	32.7	6.2	-26.5	5.9	8.911	8.314	8.016	14.365	12.783	13.503	12.150	10.849	
LSPM J2256+5919	344.0571889	59.3194622	10.34	2.28	39	0	45.1	10.3	1.7	143.3	6.5	131.0	5.9	8.522	7.936	7.698	12.688	11.296	12.052	10.764	10.085	
GSC 04018-02763	2.6064647	62.2105539	12.11	2.34	100	0	44.9	4.2	1.5	-36.6	3.4	37.1	3.4	9.655	9.092	8.811	15.394	13.803	14.514	13.221	11.841	
LHS 2672	195.6947903	41.5186872	11.42	3.07	103	2	44.5	5.5	1.1	-548.8	3.7	-175.1	3.7	...	...	...	14.569	12.962	13.724	12.356	11.032	
LSPM J0433+5635	68.3757194	56.5909683	16.36	2.34	16	0	44.9	17.6	1.6	97.4	14.1	-337.4	9.9	...	...	...	...	...	...	...	...	...
LSPM J0216+0112	34.1983875	1.2126619	12.07	0.98	36	0	44.3	9.2	1.0	208.0	22.2	-12.8	22.0	9.786	9.210	8.948	15.233	13.654	14.409	13.037	11.683	
LSPM J1339+0922	204.8166694	9.3756472	13.31	3.03	73	0	44.3	8.4	1.0	78.7	5.2	-324.2	4.0	10.526	9.918	9.629	16.832	15.137	15.967	14.546	12.934	
G 44-41	163.0023617	4.0988692	13.11	1.90	43	0	44.4	11.0	1.1	-410.8	8.2	-98.8	6.9	10.625	10.061	9.815	16.395	14.742	15.451	14.132	12.722	
LHS 2304	161.2368647	23.5766706	11.72	2.24	73	1	44.4	6.5	1.1	-610.2	4.4	-264.2	4.3	9.439	8.843	8.619	14.638	13.136	13.855	12.597	11.326	
LHS 1728	75.6940725	61.5137639	12.02	2.39	129	0	44.9	3.7	1.7	586.9	3.0	6.2	3.0	...	...	...	15.043	13.657	14.235	13.083	11.648	
G 39-11	66.2058661	32.4489650	10.98	2.37	67	0	44.4	5.3	1.2	220.7	4.5	-141.1	4.1	8.818	8.248	8.048	13.917	12.347	13.101	11.752	10.653	
G 5-13	46.3809111	11.8310667	11.17	2.14	48	3	44.4	7.5	1.2	180.9	6.0	-326.6	5.9	9.034	8.395	8.160	13.970	12.534	13.218	11.943	10.846	
G 187-33	318.8030794	25.7949258	10.66	2.06	37	1	44.3	6.9	1.1	139.4	6.9	-257.5	6.9	8.403	7.762	7.521	13.569	12.084	12.800	11.552	10.279	
LSPM J0706+2624	106.6684517	26.4160428	13.79	2.36	49	0	44.2	4.7	1.0	-61.8	4.5	-138.4	4.4	10.847	10.231	9.948	17.454	15.674	16.458	15.097	13.614	
G 65-53	217.0718083	5.3124806	11.50	2.13	62	0	44.0	8.5	0.9	-371.1	6.2	-74.3	6.0	8.932	8.401	8.082	14.793	13.152	13.879	12.554	11.231	
LHS 1979	121.4058631	-9.5461039	13.18	2.29	16	0	44.1	10.0	1.0	468.1	9.2	-554.6	9.2	10.313	9.761	9.443	16.986	15.109	15.951	14.537	12.720	
CODM J22441+4030A	341.0257089	40.4995719	10.22	2.09	43	1	44.0	12.4	1.0	-74.2	5.5	-116.0	5.6	8.199	7.606	7.387	12.809	11.303	12.119	10.728	9.849	
2MASS J03164613+3855274	49.1917681	38.9243845	11.62	2.35	88	0	44.0	3.8	1.1	-72.9	3.2	11.6	3.2	9.157	8.546	8.264	14.920	13.263	13.999	12.659	11.181	
LSPM J2114+5052	318.6356075	50.8753931	10.74	2.30	78	1	44.8	5.8	2.0	200.9	4.7	0.7	4.5	8.456	7.861	7.624	13.581	11.958	12.785	11.481	10.202	
LP 456-39	316.8532664	19.8473197	11.28	1.99	35	1	44.0	5.1	1.2	343.0	4.8	-141.2	4.6	9.182	8.639	8.393	14.103	12.620	13.324	12.061	11.142	
G 237-61	185.4432111	68.2687628	11.09	3.06	191	6	43.8	3.7	1.0	-362.4	3.1	202.9	3.0	8.828	8.248	8.028	14.156	12.498	13.381	11.977	10.695	
G 45-4	161.5158750	9.6965703	11.90	1.96	65	1	43.9	6.8	1.1	-117.9	5.0	-269.9	4.5	9.441	8.845	8.597	15.054	13.549	14.246	12.968	11.480	
G 42-36	151.7397414	12.6810414	10.88	2.94	75	4	43.9	8.3	1.1	-318.3	5.9	-36.8	5.8	8.776	8.134	7.916	13.571	12.072	12.800	11.456	10.519	
2MASS J09174473+4612246	139.4355942	46.2067714	10.22	2.34	79	3	43.8	4.5	1.0	-125.7	4.5	-15.5	4.5	8.126	7.490	7.245	13.135	11.581	12.370	10.958	9.933	
G 2-26	17.9027708	12.0840783	10.96	2.07	54	0	43.8	9.0	1.1	2.8	5.5	-297.6	5.3	8.914	8.324	8.087	13.888	12.299	13.079	11		

TABLE 3—Continued

name	R.A. [deg]	decl. [deg]	Umag [mag]	epdiff [years]	obs. [num]	rej. [num]	II(abs) [mas]	II err [mas]	II(corr) [mas/y]	PMRA [mas/y]	error [mas/y]	PMDC [mas/y]	error [mas/y]	J mag	H mag	Ks mag	B mag	V mag	g mag	r mag	i mag	notes
LSPM J0948+0532	147.0736503	5.5358939	12.55	1.97	50	0	43.3	6.8	1.0	-73.0	6.8	-187.1	6.7	10.047	9.481	9.257	15.810	14.268	14.947	13.662	12.130	
G 227-043	280.1488464	59.5147417	10.79	3.07	103	1	43.3	4.4	1.1	153.1	2.9	267.5	2.9	8.777	8.137	7.917	13.701	12.112	12.908	11.531	10.399	
LHS 3056	229.7960231	-12.7525478	11.19	2.08	20	0	43.2	16.9	1.0	-703.1	8.8	-193.8	8.8	8.507	7.862	7.582	14.398	12.762	13.571	12.317	10.751	
LHS 5177	162.2314194	22.8903383	12.52	2.23	88	0	43.3	8.5	1.1	-486.4	5.1	-81.7	4.8	10.016	9.472	9.202	15.970	14.237	15.004	13.601	12.126	
G 52-23	129.9492883	8.9390719	11.61	2.35	55	0	43.0	6.3	0.8	-214.3	5.3	185.9	4.9	9.470	8.912	8.648	14.588	12.936	13.932	12.363	11.609	
G 5-12	46.3783672	11.8253189	11.55	2.14	53	2	43.3	7.4	1.2	184.1	5.9	-327.3	5.7	9.332	8.713	8.515	14.477	13.005	13.676	12.414	11.250	
LP 340-547	315.3185078	33.2419022	10.82	2.06	41	2	43.4	5.7	1.3	294.1	6.2	-115.9	5.3	8.439	7.928	7.635	...	...	...	...	...	
G 255-55	218.0086647	73.8232147	10.12	3.09	136	0	42.9	5.9	0.8	-183.0	3.9	-117.1	3.9	8.139	7.507	7.295	13.153	11.440	12.442	10.930	9.902	
G 75-16	37.0724597	1.4415717	11.52	0.98	37	0	43.0	10.9	1.0	258.9	18.5	-115.0	18.1	9.281	8.671	8.397	14.621	12.950	13.803	12.363	11.099	
LSPM J1802+8314	270.5570694	83.2342397	13.60	3.04	172	4	42.9	4.8	0.9	-83.1	3.7	182.0	3.7	10.597	10.009	9.728	...	...	...	...	...	
2MASS J13085562+4904495	197.2311511	49.0806433	9.82	2.37	86	0	43.1	5.1	1.1	-101.7	4.7	56.9	4.8	7.897	7.301	7.090	12.595	11.000	11.852	10.365	9.564	
LP 404-81	4.4954083	20.9552897	9.99	2.05	23	0	42.9	16.0	1.0	-261.5	10.0	-366.6	9.9	8.250	7.596	7.413	12.234	10.837	11.593	10.230	9.501	
LP 340-548	315.3373675	33.2405672	11.38	2.06	41	1	43.2	5.5	1.3	292.5	5.5	-123.2	5.3	8.936	8.360	8.079	...	...	...	...	...	
G 23-2	292.2724678	7.1608800	9.63	1.94	33	0	44.0	11.8	2.1	252.7	9.9	241.7	9.9	8.022	7.367	7.189	12.011	10.489	11.384	9.934	9.366	
LHS 2588	189.1715803	54.9069031	12.90	3.07	143	0	42.9	3.3	1.0	-499.1	2.6	-143.6	2.6	10.388	9.854	9.599	16.321	14.614	15.382	14.005	12.648	
2MASS J12322631+2023274	188.1098572	20.3911033	11.44	2.86	114	2	43.2	5.6	1.3	47.2	3.6	23.1	3.2	9.092	8.466	8.213	14.601	13.009	13.714	12.390	11.065	
G 36-14	35.8159150	29.2233208	13.93	2.35	58	0	42.8	5.7	1.0	-156.6	3.8	-322.8	3.8	11.068	10.451	10.158	...	...	...	...	...	
G 67-21	341.9137900	18.4444572	11.49	2.18	50	0	42.8	10.0	1.0	380.7	4.7	192.6	4.7	9.102	8.531	8.273	14.590	13.082	13.778	12.482	11.216	
G 120-33	169.7078883	29.2825947	12.24	2.94	97	0	43.4	5.2	1.6	-207.5	3.6	-299.5	3.6	9.866	9.311	9.113	15.242	13.744	14.437	13.201	11.886	
2MASS J11421309-0122073	175.5539317	-1.3651390	11.11	1.96	60	1	42.7	10.0	1.0	-106.1	8.9	-9.0	7.4	8.778	8.274	7.968	14.176	12.607	13.367	12.023	10.787	
LP 484-5	120.2407858	13.0157050	11.39	2.29	60	0	42.7	5.6	1.0	-211.6	5.5	-88.8	5.2	9.216	8.617	8.355	14.344	12.829	13.517	12.208	11.037	
LSPM J1507+1403	226.9295539	14.0630006	11.89	3.03	126	2	42.6	4.6	1.0	75.5	2.9	-137.5	2.6	9.561	9.002	8.748	15.008	13.358	14.148	12.718	11.443	
Wolf 1412	272.5974067	51.2652014	11.30	3.02	89	0	42.5	5.4	1.0	52.7	3.9	155.5	3.9	8.996	8.452	8.238	13.864	12.329	13.043	11.691	10.754	
G 148-43	184.7733389	31.8454344	10.73	3.04	87	0	42.8	5.8	1.3	-320.7	4.1	13.1	3.6	8.289	7.654	7.400	13.843	12.322	13.026	11.732	10.342	
LHS 2191	146.9946353	60.2559964	11.31	2.38	110	3	42.3	4.8	0.8	-861.6	5.2	-211.6	5.2	...	...	...	...	...	...	...	...	
LSPM J0158+4844	29.5580781	48.7386406	11.22	2.34	108	0	42.5	4.0	1.1	212.1	3.5	-43.3	3.5	9.123	8.431	8.225	14.046	12.563	13.310	11.975	10.924	
Wolf 89	27.6178994	18.2959261	9.74	2.16	25	0	42.4	16.1	1.0	240.9	9.0	-83.2	8.5	8.064	7.424	7.240	12.120	10.756	11.491	10.150	9.513	
G 161-32	142.1734108	-12.1670394	11.08	1.22	19	0	42.4	14.7	1.0	4.3	18.9	-387.4	18.5	8.837	8.201	7.954	13.688	12.262	12.947	11.668	10.598	
RX J2155.3	328.8523617	59.6437411	11.73	2.33	94	2	43.2	5.0	1.9	115.5	3.5	25.0	3.1	9.178	8.597	8.351	15.135	13.534	14.240	12.892	11.359	
G 184-22	281.0710119	22.1573069	10.18	3.04	85	0	42.6	5.5	1.3	262.4	3.1	190.8	2.9	10.034	9.511	9.234	...	...	...	...	...	
2MASS J15480280+0421393	237.0115822	4.3606925	11.36	3.03	82	0	42.2	7.4	0.9	-16.2	4.0	-58.6	3.7	9.058	8.432	8.170	14.305	12.834	13.534	12.233	11.010	
LP 301-44	58.7135381	29.9591722	15.79	2.35	18	0	42.6	15.5	1.5	169.3	6.9	-79.3	6.8	...	...	...	...	...	...	...	...	
2MASS J17520294+5636278	268.0119422	56.6079954	11.69	2.93	97	0	42.0	5.8	0.9	-49.4	3.5	52.1	3.5	9.229	8.623	8.380	14.882	13.317	14.043	12.713	11.316	
LSPM J0430+3601	67.5767469	36.0260489	11.29	2.37	88	0	44.3	5.4	3.3	196.9	5.0	-28.9	5.0	9.285	8.674	8.432	14.107	12.614	13.417	12.009	10.963	
LP 299-52	48.2572347	32.9013008	12.35	2.35	78	0	42.3	3.8	1.3	140.7	3.4	-177.0	3.3	9.854	9.274	9.027	15.785	14.062	15.321	...	...	
LSPM J0306+1205	46.5635186	12.0984753	14.29	2.10	32	0	42.3	9.7	1.3	229.6	6.1	-10.8	6.0	11.288	10.683	10.425	...	...	...	...	...	
G J 4099	287.3292669	39.2003650	9.90	2.94	55	1	42.0	7.8	1.0	-116.0	4.8	-175.0	4.7	7.967	7.391	7.163	13.534	11.561	...	...	...	
LSPM J1703+3211	255.9709672	32.1964225	10.43	3.04	109	1	42.1	5.9	1.1	186.2	3.0	105.9	3.0	7.886	7.299	7.079	13.570	11.887	12.665	11.281	9.906	
G 230-39	306.3646383	54.5604272	12.59	2.95	159	1	42.1	2.9	1.2	163.6	2.5	339.9	2.5	10.312	9.743	9.489	15.970	14.159	15.052	13.545	12.292	
2MASS J19465050-0157397	296.7109075	-1.9610911	10.75	1.27	18	0	42.6	18.7	1.7	107.2	21.3	-30.6	15.1	8.512	7.999	7.749	13.558	12.126	12.817	11.533	10.289	
LSPM J1727+2329	261.9696422	23.4953600	12.11	3.06	107	1	42.0	7.0	1.1	-96.0	3.2	-190.9	3.1	9.753	9.127	8.917	15.162	13.714	14.375	13.163	11.731	
LP 656-009	71.6012153	-2.8194936	10.65	1.41	52	0	41.8	8.1	1.0	-118.6	12.8	-140.2	12.6	8.676	8.088	7.861	13.393	11.897	12.665	11.287	10.392	
LSPM J0313+6521	48.4077792	65.3552978	10.71	2.34	100	0	43.1	4.4	2.3	-89.9	4.1	170.5	4.1	8.728	8.207	7.967	13.495	11.927	12.776	11.294	10.421	
G 246-26	47.6112531	58.4349575	10.35	2.31	81	0	43.1	5.9	2.3	110.3	5.5	-201.9	5.5	8.332	7.742	7.503	13.138	11.595	12.402	11.038	10.037	
LSPM J0016+3000	4.1695317	30.0167328	11.26	2.25	59	1	41.9	8.1	1.1	216.8	5.6	17.5	5.4	9.110	8.469	8.216	14.150	12.658	13.398	12.057	10.991	
LSPM J1921+4230	290.3840436	42.5151383	10.87	3.05	79	3	42.1	4.7	1.3	39.2	3.5	167.1	3.5	8.624	8.000	7.761	13.575	12.206	12.784	11.578	10.500	
LSPM J1704+2135	256.0105256	21.5850317	12.48	3.06	100	2	41.8	6.1	1.0	-14.4	2.5	176.9	2.4	10.216	9.580	9.347	15.470	13.955	14.686	13.358	12.121	
LP 40-109	200.9839331	69.4510750	10.24	3.10	167	5	41.6	4.3	0.8	54.6	3.2	-169.0	3.2	8.426	7.784	7.614	12.555	11.029	11.947	10.498	9.785	
LP 433-61	177.4038369	17.2612703	11.91	2.88	75	0	42.1	8.7	1.3	-303.1	4.9	-45.3	4.5	9.631	9.061	8.786	14.945	13.427	14.138	12.818	11.657	
LP 657-4	77.3391944	-8.6490544	11.58	1.25	32	0	41.7	9.2	1.0	397.3	16.6	-53.8	16.5	9.928	9.369	9.062	16.005	14.412	15.108	13.787	12.200	
LTT 16939	353.7663131	25.2500961	11.43	2.20	58	1	41.7	8.9	1.0	45.9	5.2	202.7	5.0	9.138	8.599	8.344	14.593	12.946	13.737	12.346	11.063	
UPM 2009-0041	302.4696842	-0.6931812	15.00	1.29	13	0	41.9	20.7	1.2	93.3	22.4	-154.4	13.2	12.277	11.749	11.497	...	...	...	...	...	
G 164-36	194.7670725	31.9878225	12.42	2.90	137	4	41.9	5.3	1.1	-253.5	3.5	142.8	3.5	9.999	9.361	9.147	15.680	14.020	14.767	13.452	12.030	
LSPM J0641+2111	100.3880572	21.1839450	11.64																			

TABLE 3—Continued

name	R.A. [deg]	decl. [deg]	Umag [mag]	epdiff [years]	obs. [num]	rej. [num]	$\Pi$ (abs) [mas]	$\Pi$ err [mas]	$\Pi$ (corr) [mas/y]	PMRA [mas/y]	error [mas/y]	PMDC [mas/y]	error [mas/y]	J mag	H mag	Ks mag	B mag	V mag	g mag	r mag	i mag	notes
PM I17411+1504	265.2847728	15.0754744	12.06	3.03	97	3	41.1	8.1	1.0	-43.9	3.8	-66.1	3.8	9.533	8.958	8.694	15.194	13.665	14.375	13.074	11.647	
LSPM J1906+0354	286.6374389	3.9030714	11.92	3.03	43	0	42.7	8.3	2.7	192.4	6.7	56.6	5.1	9.503	8.904	8.656	15.152	13.513	14.263	12.857	11.476	
LSPM J1657+2448	254.3719908	24.8157064	16.01	2.85	16	0	40.9	18.3	0.9	72.0	8.1	396.0	8.1	...	...	...	...	...	...	...	...	
TYC 3048-1293-1	227.0952119	41.5405211	10.47	3.03	91	0	41.0	5.3	1.0	-71.0	4.2	0.2	3.9	8.337	7.703	7.502	13.388	11.757	12.618	11.149	10.140	
LTT05425	208.8972356	-7.3884707	11.08	2.09	40	0	41.1	14.0	1.1	251.2	7.2	-101.1	7.2	8.813	8.233	7.947	14.131	12.613	13.297	12.003	10.817	
G 6-36	56.9778644	16.7573017	11.14	2.22	64	3	41.3	6.3	1.4	276.9	5.5	174.3	5.5	9.231	8.684	8.437	13.866	12.333	13.106	11.719	10.920	
LHS 2363	167.7127889	47.9485386	12.71	3.04	129	2	41.1	3.0	1.2	-294.9	2.4	-522.8	2.4	10.082	9.533	9.271	15.969	14.493	15.069	13.911	12.316	
UPM 0402-0242B	60.6351381	-2.7094567	10.82	2.11	35	0	40.9	11.0	1.1	41.2	9.3	-27.6	9.2	8.451	7.830	7.552	14.022	12.458	13.180	11.885	10.516	
SCR 1921-0448	290.2645819	-4.8122311	13.76	1.27	22	0	42.3	14.7	2.5	190.6	15.4	8.8	9.6	11.278	10.732	10.478	16.938	15.183	15.959	14.556	13.214	
LSPM J1020+4917	155.1546861	49.2952647	11.68	2.33	146	2	40.9	3.8	1.1	-373.8	3.9	-144.5	3.9	9.396	8.771	8.579	14.771	13.178	13.932	12.600	11.299	
SCR 0436-1237	69.2181253	-12.6299503	12.08	1.25	11	0	40.7	18.2	1.0	-92.5	27.9	-168.3	28.5	10.298	9.711	9.609	13.717	12.580	13.155	12.063	11.672	
G 224-65	230.9625925	58.4699242	12.51	3.05	141	3	40.6	3.9	0.9	-185.8	2.7	298.1	2.8	9.905	9.342	9.075	16.193	14.345	15.171	13.678	12.139	
LP 41-203	217.8631681	72.7552678	11.76	3.09	218	2	40.5	3.2	0.8	-264.3	2.3	-102.1	2.3	9.507	8.939	8.689	14.903	13.327	14.143	12.796	11.466	
Ross 448	171.1933581	67.5525100	10.57	3.03	131	2	40.7	4.4	1.0	316.9	3.5	-232.6	3.5	8.659	8.088	7.821	13.291	11.802	12.506	11.173	10.250	
LP 045-128	285.6285203	70.4314128	11.27	3.07	164	1	40.6	4.6	1.1	1.7	3.0	212.8	3.0	8.958	8.391	8.124	14.067	12.587	13.282	12.014	10.789	
G 202-64	248.9668014	48.3997656	12.60	3.07	159	4	40.6	3.6	1.0	-177.2	2.0	-296.1	2.1	10.170	9.564	9.299	15.814	14.227	14.927	13.634	12.244	
G 256-30	241.3616272	76.9161733	10.85	3.08	190	3	40.4	5.4	0.8	-341.2	3.4	73.9	3.3	8.632	7.990	7.736	14.009	12.218	13.378	11.847	10.676	
LP 585-30	6.8434233	1.0740458	11.69	1.87	38	0	40.4	12.3	0.9	194.5	13.4	2.9	12.7	9.519	8.979	8.692	14.864	13.208	13.985	12.599	11.364	
LSPM J1758+3157	269.5005397	31.9581269	13.59	2.29	27	0	40.5	10.6	1.1	-66.9	7.2	132.1	7.3	...	...	...	...	...	...	...	...	
LSPM J1321+0332	200.3755906	3.5504753	10.80	2.95	59	1	40.7	11.6	1.2	86.9	7.1	176.7	6.2	8.877	8.309	8.045	13.495	12.006	12.731	11.469	10.609	
G 30-26	357.9366297	6.9700017	11.18	2.23	57	3	40.4	8.9	0.9	-54.5	5.0	-296.0	4.5	8.841	8.700	8.188	14.236	12.696	13.470	12.039	10.720	
LP 701-056	345.4432089	-6.2400419	11.77	1.97	33	0	40.3	11.5	0.9	184.9	9.0	-68.5	7.7	9.486	8.901	8.648	14.978	13.138	14.098	12.512	11.278	
SCR 0201-0806	30.4055167	-8.1170467	13.56	1.17	19	0	40.5	9.9	1.1	73.8	23.0	-121.5	23.2	11.267	10.746	10.519	16.563	14.991	15.802	14.436	13.246	
G 151-37	228.9315317	-7.4236475	11.28	2.11	70	0	40.5	9.1	1.1	-141.0	6.9	-255.4	6.8	8.566	8.015	7.706	14.531	12.924	13.636	12.332	10.779	
2MASS J10494146+2538535	162.4220583	25.6477156	15.85	2.07	20	0	40.5	19.2	1.1	-136.3	10.7	-132.8	10.4	...	...	...	...	...	...	...	...	
2MASS J05533463+1520075	88.3947878	15.3358867	11.69	2.29	67	2	40.5	5.0	1.2	115.7	3.8	105.1	3.8	9.357	8.788	8.552	14.881	13.280	13.991	12.613	11.369	
G 183-10	268.2515822	16.9166500	11.19	3.03	65	0	40.7	7.4	1.4	-264.0	5.2	-222.1	5.2	8.699	8.158	7.874	14.318	12.771	13.469	12.154	10.763	
LP 74-35	313.7286831	67.5860683	10.80	3.01	99	0	41.0	5.0	1.8	163.7	3.9	116.4	3.8	8.749	8.170	7.910	13.542	12.115	12.812	11.489	10.461	
GJ 3152A	35.1070111	37.7915561	11.17	2.34	82	0	40.3	3.7	1.2	338.5	3.5	-72.1	3.5	8.952	8.327	8.114	14.244	12.691	13.434	12.105	10.896	
LSPM J1829+6351	277.3054497	63.8530706	10.60	3.02	103	1	40.0	5.1	0.9	191.7	3.4	2.3	3.5	8.721	8.195	7.956	13.687	11.862	12.906	11.364	10.365	
LSPM J0836+2628	129.1103397	26.4718822	11.05	2.37	71	1	40.0	4.1	1.0	-188.3	4.2	-35.4	4.2	8.964	8.281	8.074	13.971	12.448	13.183	11.839	10.740	
Ross 24	59.6535375	52.0228228	10.86	2.38	113	2	40.5	4.0	1.6	370.5	3.5	-214.0	3.4	8.922	8.243	8.070	13.675	12.104	12.901	11.512	10.584	
LSPM J1907+5905	286.8539697	59.0865939	10.80	3.06	92	1	40.0	4.7	1.2	76.0	3.1	164.4	3.2	8.457	7.820	7.565	...	...	...	...	...	
LHS 3246	252.7213828	-4.8441092	11.88	2.12	55	3	40.0	9.7	1.6	-753.6	4.2	-242.1	4.2	9.465	8.923	8.676	...	...	...	...	...	

<sup>a</sup>arge correction so cut off of 3.9 mas used to convert from relative to absolute parallax<sup>b</sup>no correction so mean of 1.3 mas used to convert from relative to absolute parallax

TABLE 4  
NEW NEARBY STAR DISCOVERIES

name	R.A. [deg]	decl. [deg]	Umag [mag]	epdiff [years]	obs. [num]	rej. [num]	$\Pi$ (abs) [mas]	$\Pi$ err [mas]	$\Pi$ (corr) [mas]	PMRA [mas/y]	error [mas/y]	PMDC [mas/y]	error [mas/y]	J mag	H mag	Ks mag	B mag	V mag	g mag	r mag	i mag	notes
UPM0429+3806	67.3570786	+38.1026178	15.36	2.35	39	3	227.2	19.0	2.8	114.7	14.0	3.8	13.0	13.636	13.204	13.152	16.568	15.455	16.044	15.216	14.717	a b
UPM2340+4625	355.0318225	+46.4188983	14.93	2.21	47	1	206.5	17.3	0.9	48.5	12.3	42.0	12.0	13.658	13.232	13.137	...	...	...	...	...	a b
UPM2340+4631	355.0836800	+46.5196811	15.61	2.21	33	0	177.9	24.1	0.9	18.6	16.2	31.0	16.2	14.110	13.611	13.492	...	...	...	...	...	a b
UPM0416+3100	64.1374097	+31.0006092	14.50	2.35	52	0	176.3	17.9	1.3	43.2	10.9	-8.7	9.9	13.086	12.645	12.605	15.722	14.728	15.189	14.382	14.014	a b
UPM0012+5215	3.1964658	+52.2626775	15.62	2.21	34	1	154.3	17.3	1.1	42.6	14.5	46.2	14.0	14.374	14.049	14.075	...	...	...	...	...	b
TYC 3576-1996-1	303.7610778	+47.8085700	10.91	2.01	45	8	142.3	18.7	1.4	-77.0	18.5	11.4	15.3	6.274	5.373	5.114	11.958	9.902	...	...	...	a b
UPM1945+2836	296.3512033	+28.6154467	13.74	2.28	49	12	140.9	10.7	1.9	340.6	14.8	76.7	8.4	7.404	6.116	5.444	15.243	14.733	14.824	14.316	...	a b
UPM0429+3001	67.3685742	+30.0322825	15.34	2.35	31	1	135.4	24.5	1.6	-7.8	13.1	-7.7	12.1	13.058	12.467	12.312	...	...	...	...	...	a b
UPM0011+5231	2.9209547	+52.5282375	14.25	2.21	63	2	133.4	10.9	1.2	20.6	7.6	14.0	7.5	13.264	12.903	12.875	...	...	...	...	...	a b
UPM0001+5425	0.3554147	+54.4210864	15.85	2.20	33	1	132.7	15.1	1.2	46.8	13.9	21.8	13.3	14.374	14.051	13.979	16.454	15.885	16.255	15.488	...	a b
UPM0013+7812	3.3328747	+78.2006672	15.67	2.26	32	1	126.6	21.0	1.1	-19.2	14.6	4.4	14.1	13.885	13.501	13.529	16.900	15.839	16.346	15.381	...	a b
UPM0018+4934	4.6475475	+49.5783914	14.01	2.20	56	0	125.4	10.9	1.0	-22.5	9.2	-5.7	8.8	12.890	12.561	12.466	14.889	14.106	14.486	13.866	13.683	a b
UPM2354+4741	358.5021769	+47.6942836	15.43	2.21	40	0	124.5	15.9	1.0	28.9	13.0	22.7	13.0	14.025	13.525	13.435	16.323	15.418	15.851	15.196	14.753	b
UPM0004+5442	1.2133850	+54.7036306	15.51	2.20	32	0	121.3	16.2	1.3	39.8	13.6	54.0	14.0	14.220	13.970	13.833	...	...	...	...	...	b
2MASS J13282349+3545248	202.0973419	+35.7567269	13.61	2.87	31	0	112.3	24.1	1.5	-259.6	7.3	22.9	14.2	10.970	10.401	10.114	...	...	...	...	...	a b
UPM2140+4234	325.0941069	+42.5723067	13.10	2.32	81	0	111.8	10.8	1.3	96.3	7.7	2.5	7.4	11.752	11.153	10.902	14.627	13.540	14.104	13.112	12.664	a b
UPM1758-0057	269.5545683	-00.9595833	13.02	3.05	38	1	110.6	18.9	2.2	8.3	5.3	-7.0	5.0	11.257	10.794	10.672	14.340	13.332	13.799	12.967	12.558	a
UPM1758-0055	269.5749217	-00.9242994	13.48	3.05	34	0	109.5	23.3	2.2	2.8	6.6	2.1	6.2	11.732	11.385	11.333	...	...	...	...	...	a
UPM1214-0145	183.7027389	-01.7637781	13.28	1.99	31	0	104.1	17.8	1.1	-54.1	10.9	-19.7	8.5	11.984	11.652	11.580	13.646	12.921	13.221	12.750	12.581	a b
UPM1758-0104	269.5661319	-01.0791914	13.29	3.05	34	0	103.5	22.0	2.2	-5.3	6.1	-5.1	5.7	11.056	10.387	10.237	15.226	13.855	14.534	13.333	12.740	a
UPM1758-0058	269.5463481	-00.9720556	12.91	3.05	41	0	103.2	18.4	2.2	4.1	5.1	-0.8	4.8	10.840	10.231	10.057	14.876	13.486	14.152	13.009	12.462	a
UPM0034+5433	8.7426169	+54.5536103	14.23	2.21	72	0	102.7	14.1	1.3	37.6	11.6	46.7	11.7	13.138	12.871	12.805	15.137	14.367	14.726	14.126	13.949	a b
UPM0038+5142	9.6386553	+51.7136919	14.74	2.21	32	2	101.9	19.5	1.1	10.4	14.9	3.1	14.9	13.419	13.055	13.069	15.373	14.629	14.925	14.406	14.220	b
2MASS J20000565+3057300	300.0254483	+30.9639133	14.34	2.25	56	0	101.2	6.2	1.7	383.2	5.5	1289.6	5.4	...	...	...	...	...	...	...	...	b
UPM1916+2013	289.1018475	+84.2286261	13.03	3.04	179	2	88.3	4.3	0.9	-57.3	4.4	149.3	4.4	9.977	9.380	9.058	...	...	...	...	...	b
UCAC3 203-28522	84.1602314	+11.2966211	11.08	2.18	42	1	88.1	6.1	1.0	1.4	5.6	-53.0	5.6	8.266	7.691	7.406	14.146	12.577	13.281	11.905	10.427	b
LHS 1631	62.0564069	+74.3813644	11.75	2.39	118	3	76.9	5.6	0.8	678.0	4.7	-600.7	4.9	...	...	...	14.867	13.212	14.042	12.649	11.225	a
UPM0108+1358	17.0636125	+13.9682581	11.84	2.07	70	1	76.5	12.1	0.9	-8.9	6.7	-15.6	6.3	10.833	10.545	10.456	12.552	11.970	12.205	11.753	11.623	a
UPM0534+3937	33.7193367	+39.6193806	10.52	2.29	64	0	76.3	10.8	1.3	-26.1	9.2	13.3	8.2	5.360	4.159	3.684	13.044	11.352	12.205	10.497	8.835	a
2MASS J02132062+3648506	33.3361011	+36.8142878	12.31	2.34	130	3	74.6	3.5	1.0	43.1	3.3	43.8	3.2	9.367	8.525	8.518	15.879	14.128	14.894	13.480	11.779	a
2MASS J04060688-0534444	61.5287264	-05.5796364	11.84	2.08	46	0	74.4	6.6	1.1	17.4	5.5	-133.3	5.4	9.128	8.554	8.304	14.985	13.313	14.069	12.716	11.227	a
UPM0505+4414	76.2751814	+44.2342619	12.79	2.29	125	0	72.3	3.5	1.7	94.4	2.8	-28.6	2.8	9.829	9.264	9.017	...	...	...	...	...	a
UPM1006+1819	151.6580356	+18.3311956	12.45	2.24	91	2	72.0	9.1	0.8	-12.4	5.1	-15.8	4.9	11.118	10.680	10.656	13.573	12.745	13.154	12.446	12.542	a
G 140-42	272.3156311	+11.0384981	13.61	3.03	48	0	70.4	7.3	1.4	-159.6	4.3	-368.0	4.0	...	...	...	...	...	...	...	...	a
UPM0140+3800	25.2490356	+38.0127714	13.04	2.31	76	5	69.0	10.4	1.2	5.2	7.6	-15.8	7.6	11.847	11.488	11.488	13.912	13.201	13.465	12.972	12.751	a
GSC 00276-00908	178.0411175	+03.9560436	11.07	2.94	67	0	67.7	8.8	1.2	60.5	5.8	-121.2	5.2	8.382	7.827	7.529	14.259	12.616	13.368	11.996	10.500	a
2MASS J05102677+2552475	77.6104144	+25.8811731	14.37	2.21	36	0	66.2	5.8	2.1	-229.7	5.1	270.5	4.8	16.375	15.683	15.817	...	...	...	...	...	a
2MASS J09430114+2349173	145.7547769	+23.8218661	11.09	2.32	61	0	65.9	7.1	0.9	-159.5	5.3	-220.6	5.2	13.004	12.390	11.966	...	...	...	...	...	a
UPM1424+3640	216.0927281	+36.6750194	13.19	2.90	99	1	65.8	4.3	1.3	114.1	2.9	-63.5	2.7	10.428	9.881	9.589	16.601	14.821	15.590	14.248	12.642	a
2MASS J00062445+5942444	1.6009994	+59.7117369	14.74	2.34	47	0	65.5	6.1	1.5	-107.8	4.9	-149.8	4.6	11.460	10.917	10.607	...	...	...	...	...	a
2MASS J05214793+1720341	80.4496211	+17.3434244	13.04	2.20	57	0	65.2	5.8	1.1	-15.5	5.3	129.9	5.1	10.147	9.636	9.316	16.488	14.642	15.476	14.005	12.395	a
2MASS J01330985+6958071	23.2910183	+69.9689189	11.45	2.35	102	1	64.7	4.6	2.3	3.8	3.9	76.2	3.8	9.075	8.506	8.288	14.308	12.733	13.600	12.209	10.978	a
TYC 867-83-1	178.4564692	+11.4499647	12.09	2.94	92	1	63.7	8.5	1.2	-55.1	4.8	-38.4	4.2	11.027	10.637	10.619	12.932	12.270	12.537	12.129	11.962	a
UPM2001+6953	300.3332950	+69.8922769	14.51	3.06	83	0	63.5	5.4	1.1	40.0	3.7	15.3	3.4	11.137	10.512	10.203	...	...	...	...	...	a
2MASS J23545647+5036148	358.7356453	+50.6041686	11.21	2.20	104	5	63.4	5.6	1.2	50.4	4.6	13.5	4.7	8.798	8.211	7.954	...	...	...	...	...	a
UPM0528+1120	82.2005072	+11.3483842	13.20	2.19	45	0	63.3	7.1	1.3	-88.0	6.9	-65.4	6.7	10.174	9.662	9.331	16.501	14.799	15.547	14.159	12.537	a
UPM1227+0741	186.8191264	+07.6955486	13.36	3.04	68	1	62.4	11.0	1.2	-51.4	6.2	9.2	4.6	12.158	11.790	11.615	14.055	13.434	13.669	13.263	13.138	a
2MASS J21491738+5922511	327.3230483	+59.3812236	12.21	2.33	109	3	62.1	3.8	1.9	91.5	3.0	79.4	3.0	9.723	9.108	8.852	15.307	13.691	14.461	13.079	11.704	a
2MASS J19192785+1438019	289.8681106	+14.6336267	14.43	2.94	31	0	62.1	6.9	2.8	511.0	6.3	-56.4	5.6	13.836	14.887	14.319	...	...	...	...	...	a
TYC 981-582-1	258.0141575	+10.7595869	11.47	3.03	64	2	61.9	13.9	1.0	27.0	6.0	23.7	6.4	10.355	10.064	10.037	12.021	11.450	11.636	11.342	11.235	a
UPM1858+8739 B	284.7069472	+87.6604789	14.92	2.04	43	1	61.8	6.1	1.0	32.7	8.3	147.3	8.2	12.000	11.467	11.167	17.622	16.549	17.031	15.730	14.140	a
1RXS J195446.2+842937	298.6980808	+84.4920611	12.27	2.07	212	2	61.7	3.2	0.9	21.8	3.3	131.9	3.3	9.514	8.922	8.659	15.497	13.919	14.673	13.321	11.808	a
LHS 1705	72.7130433	+26.1229567	11.51	2.31	66	0	61.5	6.8	3.1	584.7	5.4	-246.8	5.3	...	...	...	14.408	12.835	13.560	12.222	11.003	a
2MASS J04542406+3																						





TABLE 4—Continued

name	R.A. [deg]	decl. [deg]	Umag [mag]	epdiff [years]	obs. [num]	rej. [num]	$\Pi$ (abs) [mas]	$\Pi$ err [mas]	$\Pi$ (corr) [mas]	PMRA [mas/y]	error [mas/y]	PMDC [mas/y]	error [mas/y]	J mag	H mag	Ks mag	B mag	V mag	g mag	r mag	i mag	notes
2MASS J15102703+1328016	227.6130953	+13.4668508	12.31	3.03	97	0	51.6	4.8	1.1	102.0	3.0	-59.9	2.8	9.749	9.179	8.935	15.342	13.807	14.519	13.193	11.754	
G 138-69	253.8596744	+12.4368344	12.13	3.06	95	0	51.5	7.6	1.1	88.4	4.7	-259.2	4.6	...	...	8.935	14.912	13.371	14.068	12.689	11.608	
2MASS J17555802+2926097	268.9919731	+29.4359283	12.33	3.06	126	2	51.2	3.7	1.1	43.9	2.4	-24.1	2.4	9.759	9.183	8.909	...	...	...	...	...	
LP 300-45	57.4707408	+30.1470367	14.61	2.35	46	0	51.1	6.7	1.5	142.3	4.1	-298.8	3.8	...	...	...	...	...	...	...	...	
BD+83 526	268.0037522	+83.0357386	10.33	3.04	144	1	51.0	7.2	0.8	-70.2	3.8	5.2	3.9	9.096	8.746	8.699	10.797	10.175	10.542	10.014	9.868	
2MASS J08590927+2602569	134.7881700	+26.0505189	14.97	2.33	41	0	51.0	7.5	1.0	-94.8	6.5	321.6	6.3	...	...	...	...	...	...	...	...	
UPM2202+5537	330.5849925	+55.6319386	14.08	2.38	87	0	50.9	4.8	1.6	145.0	3.6	0.1	3.3	11.006	10.417	10.113	...	...	...	...	...	
2MASS J05455659+4738511	86.4849308	+47.6467019	14.71	2.26	58	0	50.9	5.0	1.2	-132.7	4.1	-200.1	3.8	11.882	11.351	11.002	...	...	...	...	...	
G 173-13	24.6014594	+45.2815608	12.06	2.31	112	2	50.6	3.9	1.1	318.4	3.2	-84.8	3.2	...	...	...	15.102	13.493	14.268	12.846	11.588	
2MASS J21134479+3634517	318.4365525	+36.5806422	12.29	2.07	63	0	50.6	5.8	1.5	-27.3	4.9	-98.3	4.9	9.657	9.047	8.767	...	...	...	...	...	
2MASS J08284121+6602239	127.1721472	+66.0403503	11.82	2.43	148	1	50.5	3.6	0.8	41.8	3.4	93.5	3.2	9.197	8.583	8.338	15.251	13.506	14.354	12.840	11.342	
G 257-30	242.6168689	+73.9102486	13.39	3.08	152	1	50.4	4.9	0.8	-221.3	2.6	269.5	2.7	...	...	...	17.113	15.223	16.219	14.680	12.999	
UPM2007+2723	301.9986189	+27.3835525	14.10	2.92	53	1	50.4	4.2	1.5	-93.0	4.2	7.5	4.2	10.828	10.264	9.937	...	...	...	...	...	a
LP 162-24	112.7875883	+47.7142461	14.98	2.38	61	0	50.3	6.0	1.1	-163.1	5.5	-285.9	4.9	...	...	...	...	...	...	...	...	
2MASS J0848486	294.8491392	+86.8658056	13.58	3.02	98	0	50.2	4.6	0.9	-174.8	5.5	79.5	5.5	11.118	10.515	10.270	16.704	14.999	15.799	14.402	13.018	
G 249-30	90.3237667	+67.3618119	13.32	2.38	119	2	50.1	4.0	1.0	173.0	3.2	-282.8	2.9	...	...	...	16.456	14.911	15.585	14.244	12.869	
UPM0217+5124	34.3036111	+51.4152483	15.58	2.29	38	0	49.9	6.9	1.1	-37.5	5.9	-68.8	5.9	11.869	11.266	10.964	...	...	...	...	...	
UPM1831+6524	277.7926831	+65.4088481	12.44	3.07	151	0	49.8	4.1	0.7	136.8	2.4	58.7	2.4	10.050	9.497	9.229	15.724	13.900	14.874	13.299	11.939	
G 164-50	197.8849931	+29.5902528	12.94	3.04	126	0	49.7	4.5	1.0	-445.3	3.1	-83.6	2.9	...	...	...	16.007	14.422	15.195	13.856	12.416	
LP 81-30	214.0469456	+23.3907739	10.82	3.04	100	3	49.7	5.0	1.0	-100.8	3.7	-173.6	3.7	8.713	8.167	7.928	13.445	11.862	12.751	11.284	12.262	
UPM1930+2303	292.6617739	+23.0595664	14.73	2.29	43	0	49.7	7.8	3.1	-16.6	6.2	3.3	5.7	7.578	6.523	5.978	...	...	...	...	...	a
HD 154442	256.2272164	+14.1391400	10.27	3.06	60	0	49.7	9.3	1.0	-5.2	4.8	-4.4	4.6	9.272	9.138	9.066	10.548	10.139	10.343	10.058	9.978	a
2MASS J18541711+1058091	283.5714128	+10.9696861	12.16	3.03	68	0	49.7	5.2	1.9	12.6	5.4	122.7	4.5	9.376	8.694	8.483	...	...	...	...	...	a
UPM1221+0939	185.2929358	+09.6578400	13.78	2.94	62	0	49.7	10.0	1.2	-35.5	5.1	-2.2	3.6	12.607	12.347	12.298	14.283	13.745	13.924	13.614	13.441	a
G 237-51	183.0585014	+71.4238547	11.40	3.07	157	0	49.6	4.3	1.1	-373.0	3.4	167.5	3.4	...	...	...	14.311	12.827	13.546	12.223	10.803	
UPM1638+2435	249.7352731	+24.5999469	14.50	2.85	55	0	49.6	6.8	1.0	133.1	4.0	44.2	3.9	11.348	10.792	10.474	...	...	...	...	...	
2MASS J06272815+2129225	96.8678156	+21.4887792	14.36	2.18	41	0	49.6	6.9	1.0	129.1	4.6	-209.2	4.6	11.225	10.639	10.354	...	...	...	...	...	
UPM0928+8608	142.0627642	+86.1427444	14.08	3.01	61	0	49.5	5.7	1.1	-47.2	8.5	-44.1	8.5	11.619	10.941	10.754	16.608	15.263	16.080	14.684	13.478	
UPM0347+6345	56.8243236	+63.7546764	16.01	2.35	41	1	49.5	6.7	1.9	120.3	5.7	47.0	5.4	12.504	11.913	11.561	...	...	...	...	...	
UPM2202+5538	330.5839367	+55.6384136	14.11	2.38	84	0	49.5	4.8	1.6	140.1	3.7	1.2	3.3	11.041	10.453	10.180	...	...	...	...	...	
UPM0446+2633	71.6809919	+26.5537969	15.04	2.31	45	0	49.5	7.7	2.7	40.9	5.4	-48.8	5.2	11.714	11.129	10.817	...	...	...	...	...	
2MASS J20381440+2307524	309.5606369	+23.1313831	8.93	2.69	50	0	49.5	5.4	1.3	148.5	5.0	32.8	5.0	10.265	13.789	9.336	...	...	...	...	...	c a
NLTT 545	2.9403256	+68.6233517	15.40	2.36	44	0	49.4	6.7	3.1	-227.7	5.4	-64.4	5.3	11.946	11.346	11.030	...	...	...	...	...	
UCAC3 180-15288	68.6885444	-00.4472092	12.17	2.19	43	0	49.4	6.9	1.0	-79.6	6.8	-231.1	6.8	...	...	...	15.435	13.702	14.479	13.061	11.543	
2MASS J00015110+6930084	0.4612342	+69.5020044	15.32	2.37	53	0	49.3	7.2	2.7	-157.1	5.8	-82.4	5.7	12.053	11.510	11.200	...	...	...	...	...	
UPM2319+5441	349.9068733	+54.6996456	12.44	2.19	113	0	49.2	8.9	1.2	-7.1	5.5	0.0	5.5	10.650	9.912	9.745	14.409	13.194	13.783	12.714	12.158	a
2MASS J00283035+4147101	7.1260806	+41.7859817	12.08	2.20	71	1	49.2	5.2	1.0	-83.9	3.8	-32.9	3.8	9.653	9.072	8.772	15.069	13.457	14.235	12.865	11.522	
2MASS J05295425+2900425	82.4761819	+29.0110186	14.63	2.25	50	0	49.2	4.7	1.9	26.3	3.8	-172.8	3.8	11.563	10.948	10.699	...	...	...	...	...	
2MASS J03273084+2212382	51.8788536	+22.2102881	13.03	2.38	52	0	49.2	7.4	1.2	76.6	4.7	-82.1	4.5	10.044	9.477	9.194	16.252	14.654	15.314	14.024	12.334	
2E 2442	169.5849525	+13.7939939	11.67	2.08	81	1	49.2	7.8	1.3	80.4	5.0	-40.8	4.5	9.087	8.516	8.258	14.624	13.076	13.812	12.490	11.130	
2MASS J09582501+0656562	149.6048747	+06.9489544	13.40	1.92	47	0	49.2	7.0	1.1	160.8	7.2	-21.6	6.9	10.804	10.202	9.954	16.462	14.717	15.492	14.061	12.772	
UPM1650+3045	252.6695514	+30.7617911	14.63	2.85	58	0	49.1	6.6	1.0	100.1	3.7	-71.3	3.6	11.331	10.768	10.434	...	...	...	...	...	
LHS 2958	219.6386375	+41.5566081	14.80	2.89	55	1	49.0	7.5	1.0	-479.1	4.5	-418.1	4.0	...	...	...	...	...	...	...	...	
UPM1519+1545	229.8869464	+15.7525708	12.85	3.03	95	1	49.0	6.2	1.0	0.6	3.3	-137.9	3.1	10.059	9.502	9.193	16.098	14.511	15.217	13.916	12.332	
UPM1848+0447	282.2396064	+04.7865064	12.84	3.03	62	1	48.9	6.2	3.1	-100.7	4.4	-86.5	3.5	10.518	9.914	9.715	15.705	13.984	14.914	13.408	12.404	
2MASS J06000658+2936555	90.0266189	+29.6137489	13.58	2.32	75	0	48.8	4.0	1.5	-146.8	3.0	-365.0	2.8	...	...	...	...	...	...	...	...	
UPM1505-0153	226.3711950	-01.8957536	11.85	2.11	67	0	48.8	10.5	1.1	-13.1	6.1	6.5	5.8	10.918	10.641	10.566	12.453	11.885	12.128	11.763	11.595	a
UPM0216+5511	34.0473872	+55.1975539	13.45	2.32	114	1	48.7	4.1	1.1	-28.1	3.2	-104.9	3.1	10.667	10.161	9.869	16.762	15.140	15.855	14.453	12.898	
LP 339-3	309.0751936	+32.7925431	11.48	2.70	53	0	48.7	5.4	1.7	49.6	5.1	-168.5	5.1	9.284	8.691	8.478	14.116	12.601	...	...	...	a
UPM2010+2812	302.6534261	+28.2009489	13.84	2.92	51	1	48.7	5.0	1.5	127.5	4.7	-40.0	4.7	10.529	9.919	9.613	17.415	15.900	16.483	14.981	13.064	
UPM0442+8030	70.6054914	+80.5141253	14.79	2.40	66	0	48.6	5.8	1.1	-62.1	6.8	-88.0	6.4	11.340	10.774	10.443	...	...	...	...	...	
UPM0259+6341	44.9562042	+63.6869889	16.35	2.34	30	0	48.6	6.2	1.9	65.1	4.5	-37.6	4.5	12.951	12.365	12.120	...	...	...	...	...	
UPM1000+1737	150.1717858	+17.6297675	13.86	2.09	69	0	48.6	8.9	0.8	-10.5	4.6	10.1	4.3	12.530	12.121	12.081	14.862	14.050	14.398	13.781	13.613	
UPM1226+0740	186.7363536	+07.6809247	11.91	3.04	80	0	48.6	9.5	1.2	-57.8	6.0	52.4	4.9	10.689	10.308	10.237	12.736	12.084	12.325	11.911	11.735	
2MASS J11291185+8442221	172.2933864	+84.7057925	15.53	2.02	35	0	48.5	7.8	1.2	-149.0	10.5	-80.7	10.5	12.548	11.933	11.693	...	...	...	...	...	
NLTT 44419	257.5400658	+76.9435175</																				

TABLE 4—Continued

name	R.A. [deg]	decl. [deg]	Umag [mag]	epdiff [years]	obs. [num]	rej. [num]	$\Pi$ (abs) [mas]	$\Pi$ err [mas]	$\Pi$ (corr) [mas]	PMRA [mas/y]	error [mas/y]	PMDC [mas/y]	error [mas/y]	J mag	H mag	Ks mag	B mag	V mag	g mag	r mag	i mag	notes
G 111-52	121.2630408	+41.3560689	13.73	2.37	105	3	48.2	3.7	1.1	-336.6	3.5	-206.8	3.3	...	...	...	16.906	15.358	16.169	14.733	13.269	
UPM0458+2737	74.5472669	+27.6181156	14.19	2.22	48	0	48.2	7.3	2.7	86.8	6.0	-92.3	5.7	11.267	10.678	10.397	17.313	15.759	16.454	15.017	13.495	
G 85-49	77.9208281	+26.9666556	13.44	2.21	59	0	48.1	5.4	3.1	209.1	4.5	-152.1	4.2	...	...	...	16.624	14.897	15.670	14.288	12.834	
G 41-13	134.7187669	+21.0749017	12.54	2.10	55	0	48.1	4.8	1.0	183.6	4.7	-318.8	4.7	...	...	...	15.477	13.821	14.630	13.219	11.907	
2MASS J22003629+7021113	330.1528822	+70.3534872	14.66	2.38	66	0	48.0	6.1	1.7	145.2	4.3	85.1	4.0	11.573	10.957	10.687	...	...	...	...	...	
2MASS J07011069+1558280	105.2944692	+15.9737150	14.58	2.21	39	0	48.0	6.0	1.1	-10.4	5.0	-187.5	4.9	11.375	10.828	10.499	17.697	16.093	16.980	15.501	13.729	
UPM2033+1430	308.2967925	+14.5047897	14.41	1.94	35	0	48.0	6.6	0.8	-13.2	6.9	-63.9	6.9	11.062	10.435	10.167	...	...	...	...	...	
UPM0419+0944	64.7839472	+09.7472275	12.59	2.22	55	0	48.0	5.6	1.4	45.4	4.5	131.8	4.4	9.990	9.409	9.156	15.620	13.999	14.707	13.379	12.038	
UPM1738+7545	264.6761781	+75.7547681	14.14	3.09	119	2	47.9	5.1	0.8	-103.8	2.8	-93.3	2.8	11.683	11.129	10.873	...	...	...	...	...	
UPM2022+7454	305.7047547	+74.9051472	14.20	3.05	101	1	47.9	5.9	1.1	128.6	3.8	67.7	3.8	11.563	11.041	10.772	...	...	...	...	...	
WD 0810+489	123.5469192	+48.7572636	15.22	2.37	55	0	47.9	4.0	1.0	61.1	3.6	-254.9	3.4	...	...	...	15.397	15.023	15.168	14.923	14.912	
UPM0002+2933	0.5839197	+29.5519533	12.84	2.27	65	0	47.8	6.1	1.3	11.1	4.0	-124.1	4.0	10.252	9.699	9.438	15.737	14.205	14.926	13.601	12.261	
2MASS J13333371+7029412	203.3888753	+70.4948836	11.63	3.10	230	2	47.7	3.3	0.8	-127.7	2.5	20.9	2.5	9.227	8.608	8.342	14.906	13.122	14.131	12.599	11.200	
UPM1226+5100	186.5788458	+51.0105903	15.48	3.07	42	1	47.7	7.1	1.2	38.0	5.0	39.1	4.9	12.179	11.611	11.312	...	...	...	...	...	a
UPM0902+1350	135.5509439	+13.8435500	13.97	2.31	36	0	47.7	7.0	1.0	6.3	5.2	-17.4	4.7	12.420	11.962	11.872	14.997	14.093	14.497	13.765	13.477	
UPM0057+4850	14.3637792	+48.8470719	13.81	2.31	102	0	47.6	4.1	1.1	37.1	3.2	-134.7	3.2	11.093	10.527	10.260	17.153	15.399	16.055	14.772	13.253	
UPM1306+1330	196.5830772	+13.5021900	13.82	2.97	76	3	47.6	9.7	1.1	-16.8	5.9	-119.8	4.6	10.757	10.194	9.981	17.411	15.533	16.411	14.882	13.150	
UPM2015+4514	303.8871556	+45.2388386	14.85	2.26	64	0	47.5	5.5	1.4	5.7	4.0	-50.4	4.0	11.755	11.174	10.912	...	...	...	...	...	
UPM1633+3734	248.2523431	+37.5823206	16.08	2.85	34	0	47.5	7.9	1.0	28.1	4.8	-88.9	4.7	12.922	12.390	12.092	...	...	...	...	...	
LP 321-248	191.7431419	+27.8837319	14.29	2.90	67	0	47.5	5.9	1.1	-122.9	3.6	197.4	3.3	11.542	11.046	10.766	17.475	15.759	16.525	15.172	13.682	
LHS 1514	48.0582522	+22.0183183	14.31	2.34	50	0	47.5	6.5	1.2	512.0	3.7	-560.7	3.7	...	...	...	...	...	...	...	...	
UPM0641+1226	100.4287008	+12.4454108	13.36	2.28	54	0	47.5	6.1	1.2	14.0	5.2	-26.3	5.2	10.227	9.676	9.358	...	...	...	...	...	
UPM1527+0740	231.9386228	+07.6752689	10.26	3.03	80	1	47.5	7.1	1.0	100.3	4.1	16.9	4.1	8.149	7.530	7.278	12.942	11.448	12.167	10.816	9.848	
NLTT 49084	302.3975278	+85.0522081	15.01	2.05	70	1	47.4	6.3	0.9	139.0	7.6	140.3	7.6	12.069	11.490	11.215	...	...	...	...	...	
2MASS J23551516+5155292	358.8152342	+51.9250392	15.28	2.20	54	1	47.4	5.4	1.1	317.6	4.8	66.0	4.8	...	...	...	...	...	...	...	...	
UPM2311+4320	347.9642106	+43.3368553	10.73	2.20	76	1	47.4	10.1	1.1	2.3	5.6	6.0	5.5	6.292	5.355	4.949	14.840	13.174	14.004	12.161	9.613	
UPM0346+3626	56.7286689	+36.4498181	14.45	2.36	41	0	47.4	7.1	1.4	-6.6	5.2	-1.1	4.9	12.886	12.505	12.451	15.359	14.539	14.931	14.292	13.954	a
UPM0603+3606	90.7673536	+36.1072114	13.71	2.33	62	1	47.4	4.5	1.2	38.1	3.8	-119.8	3.8	10.667	10.103	9.839	...	...	...	...	...	
LP 370-39	145.8812742	+23.9212917	14.15	2.29	57	1	47.4	6.6	0.9	-200.5	4.4	3.4	4.4	...	...	...	...	...	...	...	...	
LHS 6297	238.7548381	+13.6626936	13.43	3.03	83	1	47.4	8.0	1.0	-328.6	4.4	317.2	4.3	...	...	...	16.362	14.825	15.572	14.179	12.941	
LHS 3057	229.8229439	+67.8564144	11.90	3.04	158	1	47.3	4.1	0.9	-465.8	2.5	402.0	2.5	...	...	...	15.049	13.430	14.198	12.796	11.412	
UPM0257+6319	44.2994566	+63.3231514	16.25	2.34	31	0	47.3	7.9	1.6	33.5	6.3	-107.1	6.2	12.624	12.011	11.717	...	...	...	...	...	a
UPM0210+4713	32.6890447	+47.2236286	13.39	2.34	120	0	47.3	3.7	0.9	84.6	3.0	-123.6	3.0	10.628	10.041	9.759	16.879	15.117	15.815	14.442	12.774	
UPM0346+3719	56.7241542	+37.3315883	13.87	2.38	66	0	47.2	6.1	1.3	-14.6	4.8	0.2	4.6	12.207	11.756	11.637	15.483	14.358	14.916	14.013	13.541	
LHS 3136	239.4996800	+20.5947286	12.97	3.04	123	2	47.2	4.0	0.9	158.9	2.5	-519.8	2.5	...	...	...	16.026	14.484	15.183	13.849	12.412	
2MASS J16295465+0453253	247.4778758	+04.8900858	11.67	3.03	61	0	47.2	10.0	1.3	35.6	4.8	-84.6	4.6	9.150	8.564	8.296	14.610	13.073	...	...	...	a
UPM1939+6119	294.8044542	+61.3202861	11.09	3.05	86	0	47.1	4.9	1.2	34.8	3.4	-151.8	3.4	8.877	8.237	8.024	13.943	12.426	13.146	11.828	10.754	
2MASS J22505505+4959132	342.7302097	+49.9870047	12.70	2.19	113	0	47.1	4.7	1.2	121.9	3.7	-9.9	3.6	9.804	9.210	8.920	...	...	...	...	...	
UPM0558+3911	89.6088814	+39.1996700	12.97	2.35	84	0	47.1	4.4	1.4	91.7	3.4	-92.9	3.4	10.200	9.608	9.334	16.237	14.604	15.344	13.978	12.375	
LSPM J1811+1426	272.8634083	+14.4477097	10.99	3.03	62	0	47.1	6.7	1.1	-47.7	5.0	-168.8	5.0	8.882	8.268	8.075	13.436	11.971	12.706	11.351	10.500	
2MASS J09594534+7211598	149.9387825	+72.2003314	11.55	2.96	168	3	47.0	4.2	1.0	-19.4	3.7	100.6	3.7	9.059	8.503	8.226	14.638	13.135	13.856	12.555	11.133	
UPM2141+3650	325.2694964	+36.8460444	14.97	2.28	42	0	47.0	6.2	1.1	82.2	4.1	71.0	4.0	11.929	11.326	11.055	...	...	...	...	...	
UPM2331+2458	352.8951975	+24.9698622	13.75	2.19	54	1	47.0	6.5	1.1	12.2	3.5	3.4	3.5	12.453	12.053	11.971	14.609	13.821	14.181	13.624	13.407	
G 100-19	83.5304544	+22.6616269	13.16	2.20	60	0	47.0	4.3	1.4	138.7	3.9	331.5	3.9	...	...	...	16.406	14.616	15.428	13.944	12.547	
UPM2256+7600	344.1132328	+76.0027128	13.41	2.19	102	0	46.9	5.1	1.2	35.7	3.7	-36.0	3.7	10.614	10.015	9.774	...	...	...	...	...	
UPM0112+7450	18.1941597	+74.8478589	15.47	2.32	44	1	46.9	7.5	1.3	-4.7	5.9	1.3	5.6	13.599	13.001	12.836	16.908	15.849	16.412	15.449	14.938	
UPM1013+1714	153.3039153	+17.2394892	14.47	2.06	48	1	46.9	7.7	1.2	-24.5	4.7	-25.7	4.4	12.121	11.504	11.251	17.029	15.447	16.187	14.906	13.930	
UPM1916+8733	289.1744869	+87.5631528	14.59	2.04	57	1	46.8	5.3	1.0	30.1	7.1	183.4	7.1	12.120	11.473	11.254	17.275	15.867	16.622	15.298	13.937	
UPM0940+3825	145.1380253	+38.4179669	14.76	2.37	60	0	46.8	4.8	1.2	-150.4	5.0	-28.9	4.9	11.618	11.051	10.745	...	...	...	...	...	
2MASS J05534403+3150526	88.4332311	+31.8473647	13.73	2.32	70	0	46.8	4.8	1.4	-48.7	3.5	-153.8	3.5	10.711	10.169	9.859	...	...	...	...	...	
UCAC2 35205366	122.5860875	+09.5876461	10.86	2.36	37	0	46.8	7.4	1.0	-88.7	9.2	-24.3	9.2	8.382	7.807	7.510	13.398	11.919	12.643	11.341	10.357	
UPM0959+0722	149.7679944	+07.3795817	12.96	1.97	56	0	46.8	7.7	1.2	34.8	7.0	-114.3	6.8	10.777	10.134	9.938	15.211	13.804	14.509	13.190	12.399	
2MASS J16060319+0333215	241.5129383	+03.5563361	11.71	3.02	79	1	46.8	7.6	0.9	-120.4	3.3	-90.3	2.7	9.643	9.030	8.803	14.183	12.726	13.476	12.119	11.310	
NLTT 12285	60.1894536	+62.8784658	14.90	2.35	64	0	46.7	4.7	1.9	115.9	4.1	-297.9	3.8	...	...	...	...	...	...	...	...	
UPM0040+3354	10.1504528	+33.9025858	13.93	2.27	64	0	46.7	5.8	0.9	114.4	4.2	29.3	4.1	10.975	1							

TABLE 4—Continued

name	R.A. [deg]	decl. [deg]	Umag [mag]	epdiff [years]	obs. [num]	rej. [num]	$\Pi$ (abs) [mas]	$\Pi$ err [mas]	$\Pi$ (corr) [mas]	PMRA [mas/y]	error [mas/y]	PMDC [mas/y]	error [mas/y]	J mag	H mag	Ks mag	B mag	V mag	g mag	r mag	i mag	notes
TYC 4866-825-1	128.0032611	-02.8015181	11.80	2.32	67	0	46.5	10.5	0.9	55.1	7.1	-33.2	6.4	10.683	10.457	10.404	12.315	11.764	12.016	11.589	11.499	a
UPM2325+4717	351.4092967	+47.2849086	10.62	2.20	91	2	46.4	8.0	1.1	30.1	4.8	9.0	4.8	8.260	7.682	7.463	13.201	11.739	12.434	11.160	9.989	a
2MASS J17553277+1648587	268.8901367	+16.8145761	14.00	3.03	61	0	46.4	7.5	1.4	894.9	4.6	-447.4	4.5	...	...	...	16.986	15.293	16.033	14.634	13.331	
LHS 6064	56.3176778	+04.0422650	14.08	2.12	38	0	46.4	7.9	1.2	298.4	6.4	-369.2	6.3	...	...	...	17.237	15.394	16.294	14.742	13.058	
LP 51-17	15.2037344	+66.9483181	11.86	2.35	99	2	46.3	4.5	2.8	-237.5	3.5	-51.8	3.3	...	...	...	14.986	13.425	14.086	12.772	11.347	
CI* Melotte 22 MT 113	58.2693919	+22.3045483	14.30	2.38	41	0	46.3	7.1	1.1	319.7	4.2	-56.4	4.1	...	...	...	17.076	15.451	16.242	14.877	13.592	
LP 279-37	276.9911089	+37.4055472	10.97	2.99	53	0	46.2	7.0	1.3	-2.4	5.1	339.8	5.1	...	...	...	...	...	...	...	...	c
LP 415-213	68.5993522	+20.8818425	14.28	2.27	39	0	46.2	6.3	1.7	27.7	5.9	-219.8	5.6	...	...	...	...	...	...	...	...	a
2MASS J15183145+2036279	229.6310922	+20.6082000	13.41	3.04	79	1	46.0	6.2	1.4	7.9	3.7	94.8	3.8	10.119	9.606	9.268	...	15.455	...	...	12.641	
LP 473-9	54.1097147	+11.8006353	12.60	2.20	68	0	46.0	6.0	1.6	231.8	4.7	-123.8	4.6	...	...	...	15.343	13.822	14.570	13.197	12.121	
GJ 3805	206.5072114	+57.0098564	13.93	3.08	96	0	45.9	3.9	1.0	-200.4	2.7	187.8	2.6	13.704	13.821	13.757	13.472	13.428	13.326	13.575	13.829	
2MASS J17311988+3008217	262.8318750	+30.1392661	13.78	3.04	66	0	45.9	5.3	1.0	-189.8	3.1	-23.2	3.1	10.944	10.386	10.396	17.164	15.379	16.214	14.801	13.158	
UPM1821+2005	275.3955981	+20.0851344	13.91	3.04	69	1	45.9	4.5	1.3	30.0	2.7	41.2	2.8	11.139	10.601	10.331	...	...	...	...	...	
UPM0151+4729	27.9230722	+47.4888397	13.27	2.31	132	1	45.8	3.4	1.1	122.6	2.8	-60.5	2.7	10.671	10.124	9.844	16.565	14.814	15.621	14.227	12.773	
2MASS J13360002+4024118	204.0002997	+40.4034097	13.72	3.09	105	2	45.8	4.1	1.1	38.9	2.9	24.3	2.8	10.717	10.090	9.823	...	...	...	...	...	
UPM0447+3433	71.9955186	+34.5605478	14.06	2.39	79	1	45.8	6.9	3.3	5.8	5.3	3.9	5.1	10.919	9.975	9.659	...	...	...	...	...	a
2MASS J20483385+1952450	312.1415339	+19.8795267	13.12	1.98	39	0	45.8	6.6	0.9	106.5	4.9	80.7	4.9	10.171	9.568	9.278	16.319	14.551	15.264	13.943	12.314	
UPM0031+4758	7.8624258	+47.9697806	15.15	2.21	45	0	45.7	6.9	0.9	14.2	5.6	5.1	5.6	13.845	13.477	13.512	15.898	15.139	15.561	14.936	14.773	
UPM0255+3422	43.9693917	+34.3810050	14.67	2.34	58	0	45.7	5.8	1.0	22.9	4.6	-121.7	4.6	11.716	11.136	10.839	...	...	...	...	...	
UPM0218+6958	34.6757342	+69.9754608	11.65	2.31	127	3	45.6	5.6	3.3	-10.0	4.0	11.5	3.9	9.796	9.208	9.003	13.790	12.428	13.212	11.993	11.352	
G 262-25	310.7457844	+66.8431003	10.93	3.00	94	2	45.6	5.0	1.4	-247.5	4.0	-182.0	3.8	...	...	...	...	...	...	...	...	
UPM1420+6126	215.0591292	+61.4421783	15.01	3.09	59	0	45.6	6.3	1.0	-97.2	4.6	-41.3	4.6	11.485	10.855	10.549	...	...	...	...	...	
G 202-63	248.8519847	+45.6500497	13.50	3.07	108	0	45.6	6.0	1.0	19.7	2.9	-286.6	2.9	...	...	...	16.836	15.092	15.887	14.476	13.025	
UPM1659+3822	254.7671833	+38.3829986	14.18	3.05	85	1	45.6	5.1	1.2	68.1	3.1	-28.1	3.1	11.058	10.466	10.190	...	...	...	...	...	
UPM0530+3217	82.7200556	+32.2880764	14.08	2.25	72	1	45.6	4.4	1.3	84.5	3.2	-17.9	3.1	11.122	10.549	10.235	...	...	...	...	...	
UPM2148+2901	327.0247561	+29.0276306	14.48	2.10	38	1	45.6	6.8	1.0	33.4	4.1	-52.7	4.0	11.760	11.119	10.877	17.090	15.713	16.327	15.046	13.718	
UPM2305+2856	346.3526281	+28.9437497	13.69	2.18	44	1	45.6	7.7	0.9	-69.3	3.7	-57.7	3.6	11.069	10.468	10.237	16.455	14.862	15.678	14.269	13.002	
UPM2331+2507	352.9305914	+25.1328122	11.98	2.19	65	2	45.6	7.0	1.1	32.5	3.7	-1.2	3.6	10.687	10.326	10.239	12.906	12.141	12.495	11.934	11.699	a
2MASS J21055604+2309450	316.4828953	+23.1617453	13.75	2.06	41	0	45.6	4.4	1.1	-162.1	4.1	-203.8	4.1	10.877	10.258	10.056	16.736	15.196	15.846	14.559	12.997	a
NLTT 47551	288.2033089	+45.7209297	13.75	3.08	119	1	45.5	2.2	1.0	144.4	1.9	138.1	1.9	13.616	13.734	13.824	13.114	13.132	13.066	13.350	13.636	
UPM2006+4533	301.7396747	+45.5542167	12.80	2.95	114	1	45.5	3.6	1.2	35.9	2.8	28.8	2.8	10.182	9.590	9.326	...	...	...	...	...	
UPM1121+3206	170.3037617	+32.1006458	13.49	2.94	64	4	45.5	5.9	1.1	107.5	4.4	-39.1	4.3	10.815	10.245	9.982	16.546	14.964	15.651	14.356	12.884	
EGGR 344	118.3630075	+52.4910639	16.10	2.37	33	0	45.4	6.9	0.9	-88.3	6.8	-256.7	6.2	...	...	...	15.943	15.597	15.676	15.542	15.677	
2MASS J05430736+3637012	85.7799478	+36.6167756	16.00	2.26	31	0	45.4	4.5	1.3	-159.4	3.6	-48.1	3.6	14.783	14.595	14.507	16.246	15.679	15.982	15.534	15.284	
2MASS J07181290+1342167	109.5536322	+13.7044997	12.07	2.29	39	0	45.4	5.4	1.0	-35.6	5.0	-40.9	4.8	9.361	8.689	8.448	...	...	...	...	...	
UPM1543+0648	235.8586592	+06.8004761	13.17	3.03	63	0	45.4	7.6	0.9	41.2	3.9	-19.1	3.8	10.516	9.932	9.715	16.177	14.687	15.355	14.075	12.658	a
UPM1148+0513	177.1494936	+05.2287442	12.25	2.94	68	2	45.4	9.3	1.1	35.4	5.5	-66.1	4.7	10.802	10.365	10.224	13.367	12.520	12.893	12.235	11.951	a
G 238-52	207.7357267	+62.4181183	14.07	3.09	100	0	45.3	4.5	0.8	-384.8	3.2	-126.9	3.2	...	...	...	...	...	...	...	...	
UPM0458+6041	74.7125597	+60.6964067	14.26	2.38	77	1	45.3	4.8	2.0	26.4	4.2	31.3	4.0	11.413	10.881	10.601	...	...	...	...	...	a
UPM0640+5242	100.1928725	+52.7078614	13.12	2.38	136	3	45.3	3.3	1.1	38.4	2.8	-6.4	2.5	10.421	9.881	9.622	16.455	14.797	15.539	14.172	12.652	
UPM0159+4855	29.9354142	+48.9282297	13.44	2.34	119	1	45.3	4.9	1.1	43.0	3.8	100.2	3.7	10.878	10.280	10.035	...	...	...	...	...	
UPM1139+7724	174.8604711	+77.4011044	13.76	3.07	119	0	45.2	4.3	1.0	-0.2	3.6	97.3	3.5	10.724	10.136	9.854	17.198	15.612	16.311	14.940	13.086	
UPM0340+2950	55.1111650	+29.8418014	13.38	2.37	63	0	45.2	6.9	1.3	28.1	5.1	-3.6	4.4	11.980	11.655	11.481	14.591	13.759	14.139	13.408	13.072	a
LP 345-16	343.8655089	+29.5502578	13.47	2.19	47	0	45.2	7.8	1.6	-256.4	3.6	66.4	3.6	...	...	...	16.451	14.813	15.532	14.137	12.910	
G 142-54	297.0763867	+17.7926778	11.33	2.94	51	1	45.2	4.8	3.9	114.1	5.2	221.0	4.9	...	...	...	...	...	...	...	...	d
UPM0918+1538	139.6195189	+15.6467894	11.71	2.31	37	1	45.2	6.8	1.1	20.1	5.7	-18.8	5.6	10.036	9.507	9.360	12.806	11.878	12.280	11.559	11.233	
UPM1944+0528	296.0701286	+05.4828456	13.41	1.97	40	0	45.2	7.7	2.2	361.5	8.9	-20.7	7.8	...	...	...	...	...	...	...	...	
UPM2355+5251	358.9272283	+52.8655472	15.46	2.20	31	0	45.1	7.6	1.1	9.4	6.6	3.0	6.6	13.720	13.266	13.196	...	...	...	...	...	
UPM1035+2009	158.8945572	+20.1584908	14.02	2.06	65	0	45.1	9.5	1.1	50.2	5.4	-112.3	5.0	11.395	10.802	10.525	...	...	...	...	...	
UPM2257+1922	344.4018839	+19.3705403	14.03	2.19	42	1	45.1	7.3	0.9	-61.0	3.6	11.1	3.6	11.035	10.418	10.148	17.078	15.422	16.205	14.789	13.161	
UPM1153+1124	178.4421772	+11.4138933	12.80	2.94	79	0	45.1	9.1	1.1	-27.7	4.6	-3.5	4.2	11.641	11.308	11.200	13.653	12.978	13.256	12.816	12.597	
UPM0746+0138	116.5179672	+01.6492658	13.93	2.25	37	0	45.1	7.1	0.9	-50.2	4.8	14.2	4.4	10.982	10.466	10.151	16.891	15.272	16.098	14.681	13.180	
2MASS J13181352+7322073	199.5574211	+73.3683058	12.04	3.10	216	2	45.0	3.2	1.0	69.2	2.4	-114.8	2.4	9.541	8.926	8.740	15.059	13.548	14.356	13.681	11.533	
UPM0919+6227	139.9539239	+62.4505875	14.32	2.37	74	0	45.0	4.1	0.9	-100.2	3.8	-68.1	3.7	11.246	10.685	10.355	17.934	16.206	17.040	15.505	13.645	
LHS 2886	214.1767806	+36.0124122	11.50	3.05	129	1	45.0	3.9	1.2	279.0	2.7	-438.6	2.6	...	...							

TABLE 4—Continued

name	R.A. [deg]	decl. [deg]	Umag [mag]	epdiff [years]	obs. [num]	rej. [num]	$\Pi$ (abs) [mas]	$\Pi$ err [mas]	$\Pi$ (corr) [mas]	PMRA [mas/y]	error [mas/y]	PMDC [mas/y]	error [mas/y]	J mag	H mag	Ks mag	B mag	V mag	g mag	r mag	i mag	notes
UPM1422+7043	215.5470128	+70.7276564	14.46	3.09	96	0	44.6	5.7	0.9	73.2	3.8	4.1	3.8	11.633	11.039	10.740	18.470	16.267	17.198	15.669	13.832	
LP 162-65	116.5458319	+45.4324567	16.08	2.37	35	0	44.6	7.8	0.9	-26.6	7.6	-392.3	6.8	...	...	...	...	...	...	...	...	...
2MASS J21362714+2500088	324.1142539	+25.0028650	14.26	2.09	32	0	44.6	7.8	1.0	255.8	5.6	107.8	5.6	...	...	...	...	...	...	...	...	...
UPM0835+4230	128.7725922	+42.5089797	14.39	2.36	74	1	44.5	4.7	1.1	4.9	4.1	25.0	3.9	11.288	10.700	10.433	17.900	16.112	16.938	15.460	13.821	
LHS 2672	195.6947656	+41.5186003	11.54	3.07	103	2	44.5	5.5	1.1	-548.8	3.7	-175.1	3.7	...	...	...	14.569	12.962	13.724	12.356	11.032	
UPM0359+4032	59.8698386	+40.5345006	14.94	2.35	49	1	44.5	5.3	2.5	12.0	4.0	-11.8	3.9	12.887	12.173	12.051	17.235	15.659	16.474	15.122	14.480	a
UPM1542+1907	235.5830089	+19.1196867	14.84	2.84	58	0	44.5	6.1	1.2	-47.4	4.1	30.1	4.0	12.000	11.451	11.165	18.094	16.146	...	...	...	14.182
LP 165-26	137.2026158	+46.9304011	14.03	2.36	57	0	44.4	6.7	1.1	98.4	6.2	-273.1	6.1	...	...	...	...	...	...	...	...	...
GD 95	131.6843092	+35.6423869	15.28	2.34	46	1	44.4	4.8	1.0	-147.9	4.3	-67.9	4.2	14.678	14.628	14.592	15.080	14.767	14.763	14.887	14.987	
UPM0123+3219	20.7864542	+32.3305719	15.30	2.19	35	1	44.4	6.8	1.1	149.0	5.1	17.9	4.8	12.099	11.524	11.261	...	...	...	...	...	...
UPM2344+5102	228.9069647	+63.8308856	10.95	3.06	116	1	44.3	5.0	0.9	52.4	3.2	-108.3	3.1	8.992	8.407	8.150	13.693	12.125	12.953	11.513	10.555	
UPM1548+5605	237.1225603	+56.0980008	10.16	2.99	83	0	44.3	6.3	1.1	-127.7	4.8	-126.3	4.7	8.363	7.933	7.840	10.632	9.902	10.417	9.570	9.243	
2MASS J18491697+5556530	282.3216189	+55.9479069	12.17	3.08	150	3	44.3	3.5	0.8	119.9	2.3	-40.2	2.3	9.791	9.244	9.003	15.360	13.524	14.414	13.019	11.758	
LHS 5238	196.7423344	+27.8484081	12.48	3.04	126	2	44.3	4.1	1.1	-345.2	2.8	-326.7	2.6	...	...	...	15.546	13.838	14.654	13.219	12.047	
G 187-33	318.8030728	+25.7949322	10.96	2.06	37	1	44.3	6.9	1.1	139.4	6.9	-257.5	6.9	...	...	...	13.569	12.084	12.800	11.552	10.279	
UPM1034+2328	158.6907803	+23.4716811	12.98	2.25	69	2	44.3	7.4	1.0	-1.9	4.5	-15.3	4.3	11.622	11.099	11.047	14.135	13.244	13.679	12.950	12.698	a
UPM1543+1926	235.7579358	+19.4438433	13.32	3.04	88	0	44.3	5.3	1.1	-97.2	3.2	-59.4	3.2	10.932	10.352	10.139	15.958	14.560	15.263	13.938	12.851	
2MASS J11333555+4905254	173.3982356	+49.0905200	12.00	3.04	138	2	44.2	3.9	1.1	21.2	3.3	36.1	3.2	9.573	8.992	8.730	15.163	13.483	14.320	12.881	11.704	a
UPM1402+2102	210.5254094	+21.0460169	11.69	2.97	108	2	44.2	5.4	1.0	20.5	3.3	23.9	3.1	8.958	8.313	8.076	14.983	13.335	14.091	12.715	11.122	
LP 425-244	129.0266350	+17.0119483	13.83	2.28	43	0	44.2	7.1	1.0	80.9	5.8	-310.3	4.4	...	...	...	16.860	15.380	16.071	14.795	13.105	
UPM2344+5102	356.1452411	+51.0396450	11.18	2.25	102	1	44.1	5.5	1.1	-58.1	4.1	-2.6	4.1	9.189	8.609	8.415	13.834	12.362	13.101	11.745	10.833	
UPM0438+2935	69.5054514	+29.5894033	12.41	2.38	108	0	44.1	4.9	2.6	23.3	4.0	30.2	3.7	10.026	9.424	9.176	15.365	13.852	14.569	13.235	11.961	
UPM1720+8051	260.2444903	+80.8636681	16.53	2.97	31	0	44.0	7.9	0.8	-19.8	5.7	19.5	5.7	14.500	13.843	13.731	...	...	...	...	...	
UPM1707+6709	256.7684378	+67.1615611	14.38	3.09	112	0	44.0	6.8	0.9	-48.2	3.3	71.0	3.4	11.401	10.820	10.518	...	...	...	...	...	
2MASS J1592435+4027339	329.8518350	+40.4606444	14.32	2.14	55	0	44.0	5.0	1.0	75.0	3.3	282.2	3.3	...	...	...	17.456	15.698	16.675	15.109	13.554	
UPM0030+2656	7.5298222	+26.9482267	14.96	2.09	34	0	44.0	7.2	1.0	-126.6	4.7	-89.2	4.7	12.106	11.529	11.288	...	...	...	...	...	
UPM0226+1331	36.5936769	+13.5209547	13.59	2.15	36	1	44.0	7.9	1.1	-85.6	3.8	11.5	3.5	10.730	10.238	9.969	16.387	14.779	15.547	14.219	12.914	
UPM1311+0441	197.8691806	+04.6894536	13.54	2.97	76	0	44.0	8.8	1.1	-126.8	5.0	48.2	3.7	11.566	10.869	10.753	15.865	14.476	15.197	13.885	13.185	
UCAC3 322-27964	67.5489942	+70.8206381	10.88	2.39	126	1	43.9	4.7	0.9	-113.3	4.1	27.7	4.0	8.753	8.181	7.939	13.471	12.019	12.855	11.456	10.450	
2MASS J04542981+6504411	73.6248069	+65.0776978	12.37	2.38	121	1	43.9	3.7	1.2	52.2	3.2	-104.7	3.2	9.668	9.085	8.832	15.733	14.059	14.818	13.441	11.840	
LHS 2888	214.4165639	+20.9416711	12.13	3.03	118	1	43.9	4.6	1.1	-135.9	3.2	-613.3	3.1	...	...	...	14.954	13.387	14.144	12.853	11.651	
UPM1542+1936	235.7040603	+19.6071367	14.94	2.84	49	0	43.9	6.6	1.1	-28.3	4.0	-19.3	3.9	12.961	12.336	12.138	16.854	15.621	16.352	15.000	14.458	a
UPM2136+1633	324.1889692	+16.5595847	12.98	2.03	45	1	43.9	6.7	0.9	-22.6	4.8	-29.7	4.6	10.098	9.523	9.262	15.825	14.344	15.030	13.743	12.278	
StKM 1-1250	232.9167383	+10.6870442	10.72	3.03	76	2	43.9	8.1	1.2	90.7	4.8	-30.2	4.7	8.716	8.076	7.855	13.179	11.726	12.438	11.079	10.291	
G 237-61	185.4439203	+68.2686086	11.15	3.06	191	6	43.8	3.7	1.0	-362.4	3.1	202.9	3.0	...	...	...	14.156	12.498	13.381	11.977	10.695	
2MASS J10325367+5537529	158.2235825	+55.6302089	15.01	2.78	44	0	43.8	7.3	1.0	-21.0	6.9	-309.9	6.9	...	...	...	...	...	...	...	...	
2MASS J15182698+5149486	229.6115319	+51.8305119	13.87	3.06	87	0	43.8	5.6	1.0	-128.7	3.2	74.2	3.2	11.072	10.502	10.254	17.230	15.542	16.268	14.908	13.408	
2MASS J05071449+3730421	76.8098197	+37.5116939	13.38	2.28	95	1	43.8	4.0	1.4	-100.7	3.7	-1.8	3.6	10.284	9.703	9.397	16.986	15.349	16.031	14.575	12.714	
UPM0447+3441 B	71.8743669	+34.6941350	13.60	2.39	96	2	43.8	6.7	3.5	22.6	5.6	-37.5	5.3	11.699	11.074	10.932	15.743	14.372	15.089	13.881	13.351	a
LHS 2107	136.8693622	+33.0781764	14.49	2.34	60	1	43.8	5.2	0.9	-705.9	4.9	-147.2	4.7	...	...	...	...	...	...	...	...	
UPM1505+1804	226.3783933	+18.0816272	13.35	3.08	126	2	43.8	4.3	1.3	-105.0	2.4	95.9	2.3	10.528	9.922	9.673	...	...	...	...	...	
2MASS J06313385+0546508	97.8909094	+05.7802650	11.83	2.28	56	1	43.8	5.2	1.1	-24.2	6.5	-128.9	6.4	9.578	8.971	8.740	14.509	13.010	13.770	12.414	11.398	
LP 19-387	177.8616711	+79.7682039	15.64	3.07	52	0	43.7	6.6	1.0	-286.3	5.9	103.3	5.5	...	...	...	...	...	...	...	...	
2MASS J22475104+5333324	341.9654917	+53.5588225	16.05	2.32	34	1	43.7	6.6	1.3	384.3	5.2	-44.9	5.2	...	...	...	...	...	...	...	...	
G 120-65	174.6680431	+23.7299550	11.65	2.87	88	2	43.7	6.0	1.0	-228.2	3.9	5.8	3.6	...	...	...	14.335	12.807	13.597	12.155	11.258	
G 170-32	259.7739692	+22.8831942	11.62	3.06	85	1	43.7	7.4	1.0	-26.7	3.0	-246.4	2.6	...	...	...	14.182	12.610	13.466	12.023	11.162	
UPM1720+2043	260.0000281	+20.7328292	13.81	3.03	59	1	43.7	10.5	1.1	22.0	4.0	47.2	3.6	11.153	10.558	10.291	16.591	15.090	15.751	14.495	13.094	a
G 120-35	170.3137347	+25.2733394	12.55	2.87	88	0	43.6	6.9	1.2	-346.7	4.6	-92.5	4.4	...	...	...	15.527	13.878	14.649	13.283	12.011	
2MASS J03015425+2207535	45.4765744	+22.1311086	14.54	2.34	43	0	43.6	7.7	1.4	151.5	4.6	-113.0	4.6	11.737	11.130	10.876	17.780	15.920	16.639	15.327	13.837	
UPM2330+2032	352.5320081	+20.5403042	12.11	2.19	58	2	43.6	6.2	0.9	15.4	3.8	-16.0	3.9	9.811	9.193	8.947	14.749	13.244	...	...	...	11.361
LP 625-3	245.3405800	+01.4213289	12.65	3.02	61	1	43.6	7.5	0.9	-251.3	3.3	-99.5	2.8	...	...	...	15.623	14.066	15.040	13.449	12.078	
UPM0813-0315	123.3062039	-03.2594875	13.71	2.24	38	0	43.6	7.9	1.0	-17.5	6.1	20.1	5.9	12.397	12.122	12.068	14.267	13.615	13.905	13.424	13.291	
G 231-32	318.0965950	+59.2477433	13.49	2.31	119	0	43.5	3.7	2.0	17.3	3.1	-360.3	3.0	...	...	...	16.956	15.211	15.875	14.478	12.982	
2MASS J01574055+5308134	29.4235375	+53.1368272	14.61	2.29	63	0	43.5	4.6	1.2	658.1	3.9	-60.3	3.9	...	...	...	...	...	...	...	...	
UPM0408+3911	62.2096897	+39.1916061	15.84	2.35</																		

TABLE 4—Continued

name	R.A. [deg]	decl. [deg]	Umag [mag]	epdiff [years]	obs. [num]	rej. [num]	$\Pi$ (abs) [mas]	$\Pi$ err [mas]	$\Pi$ (corr) [mas]	PMRA [mas/y]	error [mas/y]	PMDC [mas/y]	error [mas/y]	J mag	H mag	Ks mag	B mag	V mag	g mag	r mag	i mag	notes
G 111-17	113.7690369	+45.1903122	12.70	2.40	114	4	43.4	3.5	1.0	-218.6	3.3	-375.9	3.1	...	...	...	15.892	14.176	14.936	13.562	12.253	
UPM0447+3441 A	71.8231581	+34.6839811	12.87	2.39	109	1	43.4	6.5	3.4	1.7	5.5	-1.5	5.2	11.183	10.727	10.600	14.682	13.540	14.135	13.139	12.624	a
UPM0331+1836	52.9179711	+18.6025003	12.80	2.23	57	1	43.4	5.8	1.0	-37.3	4.3	-12.3	4.3	10.060	9.478	9.222	15.809	14.356	14.966	13.641	12.263	a
TYC 237-1382-1	148.9545244	+02.2577142	12.05	1.97	53	0	43.4	6.3	0.9	-11.1	5.8	-13.1	5.6	10.847	10.502	10.416	12.942	12.165	12.495	11.928	11.751	
UPM1855+5342	283.9239831	+53.7116911	14.03	2.35	72	1	43.3	4.7	0.9	32.0	4.4	-58.6	4.4	11.029	10.444	10.214	...	...	...	...	...	
UPM1905+5211	286.4065989	+52.1882172	14.13	3.08	86	0	43.3	3.7	1.1	103.5	3.2	-51.5	3.2	10.973	10.428	10.108	...	...	...	...	...	
TYC 1431-1353-1	161.6292142	+19.4550617	11.52	2.10	82	0	43.3	8.9	1.1	-32.4	5.5	16.7	5.2	10.187	9.788	9.667	12.584	11.770	12.785	11.543	11.912	
GD 194	238.1092675	+18.1723200	15.68	2.84	33	0	43.3	7.8	1.1	-158.8	5.0	118.1	4.9	15.170	15.311	15.278	14.846	14.812	14.670	14.995	15.608	
NLTT 49431	307.4543506	+72.7722742	13.79	3.01	89	1	43.2	4.5	2.4	291.3	3.3	-45.4	3.3	...	...	...	...	...	...	...	...	
LSPM J0253+6321	43.3162292	+63.3513972	15.38	2.34	52	0	43.2	6.3	1.6	174.4	4.9	-106.1	4.8	11.947	11.394	11.071	...	...	...	...	...	
UPM0423+3821	65.8137136	+38.3527800	15.27	2.35	41	0	43.2	7.3	3.2	61.2	5.6	-9.3	5.5	12.501	11.907	11.669	...	...	...	...	...	a
2MASS J04281427+3341439	67.0601500	+33.6948192	13.58	2.37	75	1	43.2	5.4	1.4	153.1	4.0	-176.0	3.8	10.941	10.380	10.158	...	...	...	...	...	
UPM2012+2605	303.1060536	+26.0965678	13.62	2.68	51	0	43.2	4.1	1.8	-97.5	4.1	16.1	4.1	10.919	10.368	10.123	16.816	15.072	15.786	14.354	12.964	
TYC 1273-9-1	66.8540881	+20.3790244	10.97	2.22	54	0	43.2	5.3	1.9	-86.5	6.6	-0.8	6.5	8.769	8.190	7.982	13.564	11.977	12.829	11.371	12.088	
LHS 2652	194.0834503	+65.0608431	14.46	3.06	73	0	43.1	3.9	0.8	-504.8	3.0	5.7	3.0	...	...	...	...	...	...	...	...	
G 244-32	25.6126622	+61.0416139	14.04	2.29	86	0	43.1	4.0	1.9	244.8	3.1	-213.2	3.1	...	...	...	...	...	...	...	...	
UPM0814+3816	123.7308975	+38.2749969	12.96	2.36	95	1	43.1	4.9	1.0	-10.0	4.1	-159.2	3.8	10.520	9.940	9.663	16.094	14.408	15.111	13.789	12.488	
Wolf 1174	332.3850561	+31.6053006	13.10	2.13	51	0	43.1	6.8	1.1	-107.9	3.6	-131.0	3.6	10.756	10.147	9.947	15.724	14.230	14.974	13.617	12.513	
2MASS J06033461+1651457	90.8937661	+16.8626000	12.25	2.29	73	5	43.1	4.9	1.4	-90.2	3.9	-15.5	3.7	9.387	8.822	8.572	15.464	13.790	14.558	13.145	11.620	
TYC 311-1309-1	205.0572747	+04.8479886	10.28	3.01	67	0	43.1	9.6	1.2	-108.5	6.7	-18.0	6.5	9.131	8.784	8.709	11.126	10.407	10.742	10.177	10.071	a
UPM0405+3719	61.4446286	+37.3282592	14.01	2.37	83	1	43.0	4.0	1.7	93.0	3.4	-63.7	3.4	10.915	10.341	10.042	...	...	...	...	...	
UPM0016+2709	4.1438789	+27.1606442	14.98	2.09	33	0	43.0	7.8	1.0	72.6	5.2	-4.5	5.2	11.802	11.206	10.930	...	...	...	...	...	
UPM1029+2545	157.4354592	+25.7600658	13.13	2.24	77	0	43.0	6.4	1.1	81.0	4.5	-71.1	4.5	10.358	9.801	9.540	16.389	14.680	15.231	14.022	12.480	
UPM0148+1918	27.1537989	+19.3093894	13.70	2.19	46	1	43.0	7.8	0.9	80.5	4.7	-83.1	4.5	10.970	10.397	10.176	16.589	15.054	15.748	14.418	13.078	
UPM0416+1851	64.0153928	+18.8590819	12.79	2.31	71	1	43.0	4.5	1.9	112.1	3.5	-34.2	3.4	10.247	9.654	9.410	15.556	14.063	14.755	13.489	12.238	
G 137-55	237.2102611	+17.8490736	11.85	3.04	104	0	43.0	4.9	0.9	-214.7	3.3	127.4	3.3	9.821	9.202	8.924	14.338	12.900	13.619	12.247	11.453	
UPM2017+1202	304.3594128	+12.0356031	12.38	2.60	55	0	43.0	5.0	1.1	118.9	5.9	50.3	5.8	10.069	9.442	9.248	15.153	13.977	14.619	12.964	11.797	
UPM1821+0547	275.3366664	+05.7970122	12.47	3.03	59	3	43.0	10.1	1.5	-8.0	3.8	-3.5	3.4	10.665	10.140	10.003	14.008	12.892	13.411	12.492	12.093	a
LHS 2588	189.1715797	+54.9068883	12.99	3.07	143	0	42.9	3.3	1.0	-499.1	2.6	-143.6	2.6	...	...	...	16.321	14.614	15.382	14.005	12.648	
UPM2308+4839	347.1584119	+48.6501169	13.85	2.19	72	0	42.9	6.2	1.3	104.6	4.3	1.9	4.3	10.976	10.409	10.128	...	...	...	...	...	
UPM0704+4602	106.0965375	+46.0463075	13.23	2.40	122	0	42.9	3.6	1.0	89.0	3.2	22.7	2.9	10.609	9.990	9.723	16.500	14.845	15.596	14.258	12.785	
UPM2022+3541	305.5219589	+35.6997567	13.93	2.02	58	2	42.9	4.9	1.7	102.7	4.3	9.7	4.4	11.021	10.470	10.175	17.145	15.684	16.282	14.905	13.274	
UPM1710+3531	257.7267478	+35.5197447	9.59	2.11	67	0	42.9	9.7	1.1	0.9	5.1	-46.0	5.2	8.179	7.875	7.814	10.073	9.715	10.225	9.674	9.110	a
2MASS J02211590+3338502	35.3157211	+33.6468075	11.66	2.34	86	3	42.9	3.8	1.1	-104.4	3.5	-105.5	3.4	9.353	8.755	8.527	14.493	12.958	13.716	12.388	11.212	
UPM1343+2130	205.8168450	+21.5007319	14.10	2.98	59	0	42.9	5.7	1.1	111.4	4.2	-101.6	4.1	11.214	10.563	10.314	17.426	15.676	16.453	15.038	13.450	
UPM1153+1118	178.4860142	+11.3060203	13.18	2.94	68	0	42.9	8.9	1.1	-29.4	5.0	2.0	4.6	12.027	11.713	11.666	13.901	13.264	13.530	13.141	12.906	a
NLTT 41105	235.5024475	+75.2674883	15.78	3.06	66	0	42.8	9.6	0.6	-132.0	5.1	112.9	5.1	12.450	11.867	11.533	...	...	...	...	...	
UPM1738+6509	264.5206925	+65.1571333	13.21	3.07	130	0	42.8	4.9	0.8	47.7	2.8	-97.2	2.9	10.566	9.993	9.734	16.729	14.916	15.841	14.273	12.642	
UPM1953+4217	298.3507014	+42.2902794	12.34	3.03	85	0	42.8	3.5	1.5	-101.4	3.0	62.5	2.9	10.000	9.446	9.216	15.008	13.550	14.096	12.885	11.809	
UPM0753+2822	118.4444722	+28.3681439	15.75	2.36	38	0	42.8	8.0	1.0	26.5	6.6	21.8	5.9	12.595	12.013	11.740	...	...	...	...	...	
UPM1903+2134	285.7980625	+21.5802406	11.34	3.05	75	1	42.8	5.5	1.3	15.7	3.5	-15.4	3.5	10.281	9.706	9.470	...	...	...	...	...	c a
UPM2351+7232	357.9868194	+72.5345075	15.76	2.33	39	0	42.7	7.0	1.6	35.0	5.2	17.0	5.3	13.326	12.690	12.492	...	...	...	...	...	a
UPM1740+6653	265.0548903	+66.8929381	14.17	3.09	104	0	42.7	5.2	0.8	79.5	2.9	89.8	2.9	11.528	11.009	10.722	...	...	...	...	...	
UPM1952+6022	298.1021483	+60.3702075	12.22	3.05	129	1	42.7	3.6	2.1	26.2	2.7	-121.3	2.6	9.791	9.213	9.018	15.305	13.729	14.455	13.128	11.828	
UPM0452+5311	73.0406714	+53.1844289	10.12	2.26	75	1	42.7	6.4	2.1	-117.5	5.3	14.4	5.3	8.168	7.523	7.316	12.647	11.152	11.930	10.563	9.749	
UPM2024+4337	306.2042750	+43.6264361	15.44	2.26	38	0	42.7	7.2	1.6	11.7	4.7	-3.7	4.3	9.456	7.836	7.101	...	...	...	...	...	
UPM2014+3943	303.7312797	+39.7236547	13.31	2.94	73	0	42.7	4.6	1.7	-3.4	3.4	-127.0	3.4	10.297	9.743	9.457	...	...	...	...	...	
BD-04 3199	247.9646553	+04.2006208	10.41	3.02	67	0	42.7	8.9	0.9	-22.1	5.3	51.7	4.9	8.927	8.569	8.519	10.948	10.223	10.539	10.010	9.840	a
UPM2337+8157	354.3615786	+81.9535664	13.93	2.19	71	1	42.6	6.4	1.0	144.9	7.0	26.6	6.8	11.064	10.551	10.228	17.016	15.408	16.127	14.860	13.312	
2MASS J03224269+7932066	50.6798719	+79.5345633	13.83	2.29	104	0	42.6	4.3	1.1	90.3	3.9	-165.9	3.9	11.040	10.491	10.220	17.120	15.529	16.341	14.913	13.239	
2MASS J01000443+5554341	15.0161700	+55.9096744	16.04	2.29	31	0	42.6	7.3	1.1	-331.1	6.2	52.7	6.2	...	...	...	...	...	...	...	...	
UPM2353+5139	358.2934211	+51.6590339	16.42	2.00	30	0	42.6	6.7	1.1	-13.5	6.6	-7.3	6.4	14.624	14.242	14.128	...	...	...	...	...	
UPM1650+5055	252.5384997	+50.9322425	9.93	2.11	69	2	42.6	7.8	1.0	10.4	5.4	21.6	5.2	6.749	5.884	5.558	13.717	12.273	12.941	11.520	9.321	a
UPM1054+3544	163.7046625	+35.7453022	11.13	2.24	97	0	42.6	6.9	1.3	116.2	4.8	-74.2	4.7	9.024	8.347	8.137	...	...	...	...	...	c
2MASS J20351947+3248443	308.8301733	+32.8128269	12.26	2.70	72	0	42.6	3.														

TABLE 4—Continued

name	R.A. [deg]	decl. [deg]	Umag [mag]	epdiff [years]	obs. [num]	rej. [num]	$\Pi$ (abs) [mas]	$\Pi$ err [mas]	$\Pi$ (corr) [mas]	PMRA [mas/y]	error [mas/y]	PMDC [mas/y]	error [mas/y]	J mag	H mag	Ks mag	B mag	V mag	g mag	r mag	i mag	notes
UPM2149+4751	327.2862925	+47.8635306	16.03	2.34	32	0	42.5	7.1	1.4	-18.0	5.3	40.3	5.0	13.020	12.451	12.208	...	...	...	...	...	...
G 203-55	258.9657947	+47.6308106	13.36	3.07	91	0	42.5	4.1	1.0	46.9	2.6	-298.0	2.6	...	...	...	16.664	14.976	15.674	14.338	12.883	...
UPM2057+2841	314.3146517	+28.6976375	13.53	2.06	45	0	42.5	5.9	1.5	97.8	5.0	-114.7	5.0	10.542	9.974	9.685	...	...	...	...	...	...
TYC 1291-690-1	79.2073925	+19.7209922	11.61	2.18	44	0	42.5	5.6	1.6	23.5	8.6	10.3	8.4	10.617	10.546	10.466	11.705	11.394	11.520	11.349	11.349	...
UPM1006+1817	151.6602056	+18.2900850	13.68	2.24	72	0	42.5	7.7	0.8	-46.3	4.2	-66.7	4.2	10.981	10.391	10.133	16.747	15.145	15.896	14.544	13.446	...
UPM1234+1132	188.7067344	+11.5446658	14.08	2.95	60	0	42.5	9.8	1.2	-26.2	5.3	14.1	3.9	12.737	12.338	12.264	14.972	14.146	14.516	13.928	13.722	...
NLTT 57355	353.9335433	+73.9044867	14.47	2.28	62	0	42.4	6.5	1.6	-57.9	4.4	213.4	4.3	11.186	10.602	10.298	...	...	...	...	...	...
G 199-69	201.3482381	+57.9674547	12.56	3.08	142	2	42.4	3.5	1.0	-27.8	2.6	296.2	2.5	...	...	...	15.876	14.051	14.942	13.472	12.255	...
UPM0722+5542	110.7442336	+55.7045900	15.17	2.38	57	1	42.4	5.8	1.0	-52.7	5.1	2.0	4.5	11.859	11.295	10.984	...	...	...	...	...	...
UPM0025+5450	6.4552017	+54.8398197	14.69	2.21	67	3	42.4	5.1	1.2	5.3	3.9	11.2	3.8	13.784	13.652	13.603	15.069	14.582	14.750	14.503	14.362	...
UPM0433+4149	68.2574342	+41.8285222	14.12	2.37	80	2	42.4	4.1	1.6	42.2	3.5	38.2	3.5	11.273	10.688	10.413	...	...	...	...	...	...
2MASS J07473990+2035378	116.9159614	+20.5939886	12.92	2.34	81	0	42.4	4.3	0.8	-64.9	3.6	24.8	3.6	10.299	9.734	9.492	15.965	14.369	15.147	13.717	12.977	...
UPM1049+1756	162.3949908	+17.9431428	14.12	2.10	71	0	42.4	9.1	1.2	-79.7	5.5	-45.8	5.4	11.873	11.187	11.000	16.636	15.197	16.047	14.615	13.697	...
UPM0950+1121	147.7315256	+11.3652133	12.68	2.94	72	1	42.4	10.1	1.0	0.2	8.3	-14.7	8.2	11.215	10.800	10.692	13.770	12.855	13.292	12.551	12.300	a
G 245-78	54.4879494	+77.7691003	13.44	2.38	104	1	42.3	3.9	1.1	345.5	3.6	70.4	3.6	...	...	...	16.486	14.872	15.655	14.295	12.894	...
LHS 1291	146.9947022	+60.2560519	11.42	2.38	110	3	42.3	4.8	0.8	-861.6	5.2	-211.6	5.2	...	...	...	...	...	...	...	...	...
UPM1904+2801	286.0838103	+28.0316225	8.32	3.06	63	1	42.3	6.9	1.3	9.5	4.6	11.3	4.4	6.584	5.663	5.284	...	...	...	...	...	c a
UPM1602+1937	240.7452483	+19.6222925	12.80	3.04	108	1	42.3	4.6	1.0	-97.4	2.8	38.6	2.8	10.233	9.653	9.393	15.784	14.297	15.000	13.719	12.337	...
G 265-29	98.5968528	+86.4702911	13.54	1.54	56	1	42.2	5.7	1.1	-53.5	9.5	-287.9	9.5	...	...	...	16.413	14.817	15.541	14.141	12.898	...
UPM0023+6114	5.7562056	+61.2381664	13.76	2.21	72	0	42.2	7.1	1.4	8.1	5.2	3.2	5.2	12.546	12.273	12.220	14.670	13.931	14.321	13.745	13.521	...
UPM1025+4750	156.4065383	+47.8380544	12.45	2.32	143	3	42.2	3.1	1.2	49.1	2.9	18.4	3.0	9.955	9.418	9.160	15.568	13.935	14.690	13.351	11.960	...
LP 295-636	18.2314853	+27.7477083	14.48	2.19	39	0	42.2	5.2	1.0	152.3	4.1	-214.2	4.1	...	...	...	17.356	15.744	16.501	15.086	13.701	...
G 88-45	115.1195222	+19.9309536	13.86	2.29	69	3	42.2	4.3	0.9	-275.0	3.4	-275.6	3.2	...	...	...	...	...	...	...	...	...
TYC 981-129-1	258.0124325	+10.2704581	12.02	3.03	82	2	42.2	8.9	1.0	8.7	4.4	7.0	4.5	10.742	10.299	10.198	13.194	12.341	12.719	12.118	11.883	...
UPM1639+8320	249.8398400	+83.3336433	15.49	3.03	64	1	42.1	7.5	0.9	-1.4	5.7	131.7	5.8	12.453	11.867	11.587	...	...	...	...	...	...
G 242-28	349.0726575	+72.7178264	13.27	2.31	82	0	42.1	5.4	1.5	279.2	3.6	26.2	3.5	...	...	...	...	...	...	...	...	...
2MASS J15290296+4646240	232.2616325	+46.7732303	12.89	3.06	128	1	42.1	4.0	1.0	-119.6	2.9	-31.2	2.8	9.942	9.406	9.114	...	...	...	...	...	...
UPM2332+4125	353.0790225	+41.1668222	14.10	2.20	67	0	42.1	5.6	1.1	68.5	3.8	-32.9	3.9	11.175	10.596	10.326	...	...	...	...	...	...
UPM1704+1405	256.1865125	+14.0892842	11.50	3.06	71	0	42.1	9.7	1.0	-3.4	4.8	5.2	4.7	10.422	10.183	10.127	11.960	11.468	11.660	11.356	11.218	a
UPM1116-0602	169.2155903	-06.0417525	13.36	1.93	32	1	42.1	7.7	1.4	-20.1	8.0	21.8	8.0	12.048	11.811	11.771	13.671	13.125	13.343	13.015	12.909	a
G 194-23	124.8927444	+57.5996781	11.97	2.42	135	4	42.0	4.2	1.1	-318.2	3.5	-220.9	3.1	...	...	...	14.702	13.186	13.967	12.579	11.537	...
UPM0946+4838	146.5828108	+48.6359528	11.56	2.95	110	1	42.0	3.4	1.1	7.2	3.4	-0.6	3.4	9.173	8.528	8.345	14.606	12.995	13.779	12.410	11.147	...
LHS 5388	337.3149772	+43.3338472	13.72	2.15	96	0	42.0	5.8	1.3	243.6	3.8	395.7	3.8	...	...	...	17.005	15.285	16.051	14.633	13.125	...
NLTT 52908	331.4417775	+37.5000728	15.01	2.11	44	0	42.0	6.6	0.9	225.6	4.4	-123.4	4.4	...	...	...	...	...	...	...	...	...
UPM0410+3332	62.6444150	+33.5357531	12.80	2.37	92	0	42.0	5.5	1.1	34.8	4.4	-56.2	4.1	10.734	10.139	9.910	15.450	13.971	14.690	13.336	12.382	...
UPM1029+3200	157.3338517	+32.0086931	9.40	2.12	60	1	42.0	10.0	1.1	-272.5	6.8	44.8	6.7	...	...	...	...	...	...	...	...	...
UPM2125+2130	321.2909139	+21.5129067	12.49	2.01	48	0	42.0	7.5	1.0	78.8	5.2	-17.9	5.2	10.216	9.605	9.387	15.092	13.575	14.325	12.956	11.915	a
UPM1122+2106	170.7218108	+21.1093569	14.50	2.06	48	0	42.0	6.8	1.1	17.4	4.3	-45.6	4.4	13.013	12.513	12.466	15.483	14.731	15.088	14.402	14.131	a
G 150-49	208.4734278	+19.0224972	12.54	2.97	112	2	42.0	4.6	1.4	135.5	3.0	-268.3	2.9	...	...	...	15.541	13.973	14.690	13.353	12.075	...
G 137-45	236.0973022	+15.0951667	12.94	3.03	105	0	42.0	5.0	1.1	-345.0	3.2	-124.3	3.2	...	...	...	16.161	14.420	15.224	13.797	12.415	...
NLTT 1303	6.3149267	+62.4167981	15.18	2.21	48	0	41.9	5.1	1.4	381.4	4.3	-87.9	4.3	...	...	...	...	...	...	...	...	...
UPM0444+4401	71.1545589	+44.0223758	15.86	2.39	42	0	41.9	7.3	1.6	10.2	6.6	-61.7	6.6	12.538	11.979	11.689	...	...	...	...	...	a
2MASS J22300541+3930599	337.5228972	+39.5160203	11.90	2.15	82	1	41.9	6.6	1.0	55.9	4.0	-165.3	4.0	9.663	9.074	8.852	14.538	13.022	13.811	12.422	11.415	...
UPM0104+3753	16.0132297	+37.8964681	11.29	2.30	75	1	41.9	5.2	1.0	3.7	4.2	25.3	4.2	9.050	8.430	8.237	14.093	12.449	13.249	11.842	10.804	...
TYC 2500-629-1	141.8261172	+36.4859406	10.43	2.34	65	0	41.9	5.3	1.1	-93.4	4.1	-31.4	4.1	9.096	8.657	8.555	11.741	10.818	11.253	10.489	10.184	...
UPM0348+3046	57.1067619	+30.7741356	13.40	2.37	93	1	41.9	6.5	1.6	4.3	4.6	3.9	3.9	11.759	11.347	11.249	14.960	13.938	14.429	13.545	13.074	a
Wolf 527	210.3583414	+19.8039856	10.92	2.97	73	0	41.9	5.7	1.1	-286.5	3.9	273.5	3.9	...	...	...	13.258	11.838	12.557	11.202	10.502	...
UPM1544+1911	236.1713767	+19.1918564	11.41	3.04	126	3	41.9	4.6	1.1	-3.4	3.2	18.4	3.2	9.487	8.846	8.640	13.624	12.235	12.961	11.649	11.006	a
2MASS J01025097+1856543	15.7128522	+18.9481408	12.44	2.11	51	0	41.9	7.9	0.9	90.3	5.0	-62.2	5.0	9.514	8.923	8.669	15.582	14.083	14.783	13.463	11.814	...
UPM1721+1315	260.3708983	+13.2569075	12.12	3.03	83	0	41.9	10.1	0.9	-2.0	4.4	1.9	4.2	10.300	9.639	9.485	14.015	12.736	13.335	12.319	11.878	a
LHS 6062	56.2093100	+81.8898194	15.36	2.26	52	0	41.8	6.7	1.3	231.1	7.7	-390.3	7.4	...	...	...	...	...	...	...	...	...
NLTT 55904	346.8011411	+72.2960317	14.31	2.35	86	0	41.8	5.2	1.4	194.0	3.5	-55.6	3.4	11.455	10.885	10.597	...	...	...	...	...	...
LP 301-82	62.6812814	+32.9343606	11.13	2.37	70	0	41.8	5.8	1.1	141.4	5.1	-87.7	4.5	9.313	8.612	8.471	13.469	12.040	12.798	11.435	10.749	...
2MASS J14114799+2116160	212.9493944	+21.2709269	12.04	3.03	127	0	41.8	4.1	1.1	-137.5	2.8	-45.6	2.6	9.528	8.859	8.630	15.107	13.562	14.223	12.962	11.585	...
2MASS J20033208+1508317	300.8842381	+15.1425675	14.73	1.93	30	0	41.8	5.7	1.8	154.8	7.5	114.4	7.4	11.609	11.021	10.792	...					

TABLE 4—Continued

name	R.A. [deg]	decl. [deg]	Umag [mag]	epdiff [years]	obs. [num]	rej. [num]	$\Pi$ (abs) [mas]	$\Pi$ err [mas]	$\Pi$ (corr) [mas]	PMRA [mas/y]	error [mas/y]	PMDC [mas/y]	error [mas/y]	J mag	H mag	Ks mag	B mag	V mag	g mag	r mag	i mag	notes
UPM2012+3504	303.1447833	+35.0781706	12.01	2.94	88	1	41.6	5.2	1.5	-3.4	4.1	-7.4	4.1	6.881	5.698	5.190	...	...	...	...	...	a
UPM1526+3305	231.5968872	+33.0913203	14.66	2.88	66	1	41.6	5.6	1.1	-113.0	4.6	-68.1	4.2	11.383	10.828	10.520	...	...	...	...	...	...
UPM0317+3211	49.4230603	+32.1833542	11.77	2.35	75	0	41.6	6.2	1.5	17.8	4.8	7.4	4.7	10.487	10.251	10.158	12.720	11.971	12.339	11.749	11.483	a
UPM1950+8719	297.6655422	+87.3284489	13.92	3.02	83	0	41.5	4.9	1.0	-63.0	5.5	30.6	5.8	11.580	10.919	10.694	16.881	15.255	15.979	14.613	13.393	
LHS 2315	162.3003350	+33.5308750	15.11	2.11	43	0	41.5	7.5	1.2	-402.4	6.2	-446.3	6.0	...	...	...	...	...	...	...	...	
LP 294-24	14.3594219	+29.5430886	14.74	2.19	34	0	41.5	7.5	1.0	237.5	5.8	21.5	5.8	...	...	...	...	...	...	...	...	
UPM1957+2716	299.4495364	+27.2731117	15.33	2.25	31	0	41.5	6.8	1.3	97.8	6.9	78.8	6.8	11.714	11.057	10.801	...	...	...	...	...	c
UPM0220+1748	35.0895000	+17.8089319	13.79	2.15	49	1	41.5	7.4	1.2	3.2	3.6	-22.1	3.5	12.503	12.238	12.170	14.207	13.699	13.880	13.547	13.430	
UPM1304+1744	196.1941703	+17.7381531	13.88	2.98	79	0	41.5	8.1	1.2	-51.9	5.2	17.2	4.2	11.118	10.548	10.295	17.012	15.336	16.097	14.861	13.253	
UPM0835+1654	128.8171119	+16.9009742	13.66	2.28	46	0	41.5	7.3	1.0	2.2	5.5	18.1	4.1	11.195	10.589	10.328	16.284	14.769	15.510	14.158	13.092	
UPM1228+0750	187.0173414	+07.8464317	11.99	3.04	97	2	41.5	9.1	1.2	-125.5	5.4	6.2	4.1	10.449	9.887	9.726	13.681	12.570	13.104	12.118	11.754	
G 66-17	219.5007894	+05.2801378	12.89	3.09	73	0	41.5	6.1	1.1	-278.2	4.4	-320.0	4.4	...	...	...	15.808	14.306	14.959	13.729	12.316	
2MASS J16494311-0230135	252.4302158	-02.5039289	12.30	2.12	69	0	41.5	7.1	1.4	142.4	3.9	-42.1	3.8	9.804	9.227	8.946	15.156	13.669	14.346	12.985	11.793	
UPM0652+7909	103.1076767	+79.1600317	14.40	2.40	94	0	41.4	5.2	1.1	5.6	4.7	-130.7	4.3	11.092	10.563	10.245	...	...	...	...	...	
NLTT 16224	94.0301475	+71.2546644	13.95	2.33	110	0	41.4	3.9	0.9	255.1	3.2	-119.6	2.9	...	...	...	17.378	15.701	16.528	15.086	13.367	
UPM1029+5548	157.4719961	+55.8066308	14.54	2.78	57	0	41.4	4.5	1.0	-55.9	4.5	70.2	4.3	11.449	10.902	10.598	...	...	...	...	...	
LP 198-291	48.3450631	+44.2188900	15.15	2.34	58	0	41.4	5.4	1.1	-43.6	4.6	-213.7	4.5	...	...	...	...	...	...	...	...	
UPM1922+4132	290.5652044	+41.5495817	15.87	2.30	33	0	41.4	6.6	1.3	105.2	5.2	-96.7	5.2	12.520	11.951	11.690	...	17.527	...	...	15.190	
LP 300-43	57.2275175	+29.2311519	14.57	2.35	46	0	41.4	7.7	1.1	100.8	4.9	-175.4	4.3	11.609	11.052	10.797	...	...	...	...	...	
2MASS J09005207+0643315	135.2163414	+06.7256211	12.85	2.31	38	0	41.4	7.6	1.1	-157.5	5.5	56.9	4.7	10.600	9.998	9.796	15.191	13.659	14.435	13.034	12.243	
G 253-25	141.6893306	+79.2419639	11.67	2.40	162	1	41.3	4.2	1.3	321.6	4.8	-124.6	4.7	...	...	...	14.351	12.787	13.628	12.196	11.341	
UPM1301+6708	195.4492689	+67.1427581	13.74	3.06	132	0	41.3	4.7	0.8	-6.5	3.3	52.5	3.1	11.042	10.478	10.163	17.154	15.453	16.286	14.881	13.165	
Wolf 312	128.1491758	+45.1712547	11.15	2.39	101	1	41.3	4.3	1.0	-135.7	3.7	-62.7	3.7	8.880	8.335	8.084	13.891	12.411	13.097	11.796	10.781	
2MASS J15450528+1859291	236.2713692	+18.9914450	11.72	3.04	120	6	41.3	4.3	1.1	-141.1	2.7	2.0	2.7	9.335	8.759	8.551	14.546	13.096	13.769	12.482	11.243	
TYC 835-692-1	149.6153167	+13.3217408	11.75	2.08	69	0	41.3	9.0	1.0	10.3	7.9	-24.7	7.7	10.407	9.990	9.892	12.737	11.882	12.643	11.609	11.293	a
2MASS J20083460+8432596	302.1429517	+84.5505675	15.14	2.05	62	0	41.2	5.6	0.9	-39.2	6.9	161.6	6.7	12.305	11.745	11.477	...	...	...	...	...	
LP 31-307	62.7531083	+73.0394942	14.33	2.34	62	1	41.2	6.0	0.8	235.1	5.3	-268.5	5.1	...	...	...	17.327	15.834	16.790	15.339	13.628	
2MASS J01020515+5254146	15.5206833	+52.9037969	12.14	2.32	133	0	41.2	3.3	1.1	-115.9	2.6	-71.0	2.6	9.739	9.213	8.929	15.272	13.563	14.326	12.939	11.581	
LHS 6247	199.1197042	+40.1204236	13.18	3.09	112	0	41.2	3.9	1.2	287.2	2.8	-325.8	2.8	...	...	...	16.599	14.774	15.543	14.142	12.714	
UPM2253+2731	343.3645150	+27.5209631	12.22	2.18	57	1	41.2	7.7	1.0	-40.0	3.9	-49.2	3.7	10.645	10.131	10.020	13.553	12.564	13.039	12.186	11.826	
LP 351-43	21.0642219	+25.5390700	12.90	2.29	64	0	41.2	6.7	1.0	201.4	5.0	-4.6	5.0	10.519	9.885	9.633	15.716	14.127	14.898	13.566	12.367	
UPM1306+1333	196.5431011	+13.5597506	13.18	2.97	96	1	41.2	8.4	1.1	-81.2	5.2	-17.2	4.1	10.689	10.123	9.882	16.154	14.573	15.323	13.985	12.692	
NLTT 14784	79.0649517	+05.7984086	14.27	2.18	36	0	41.2	7.7	0.9	240.4	6.2	234.7	6.1	...	...	...	17.209	15.745	16.459	15.094	13.477	
LHS 3214	248.5555544	+54.3965500	10.76	3.07	128	0	41.1	4.5	1.0	-241.4	2.4	538.4	2.4	...	...	...	13.378	11.856	12.590	11.227	10.474	
LHS 2044	130.8609514	+45.0325569	13.73	2.36	86	1	41.1	4.1	1.1	456.0	3.7	-192.9	3.6	...	...	...	17.405	15.511	16.137	14.788	13.247	
UPM2310+4318	347.6183656	+43.3057436	14.47	2.20	64	0	41.1	7.1	1.1	38.7	4.4	-2.9	4.4	11.323	10.808	10.505	...	...	...	...	...	a
UPM1811+3913	272.8340064	+39.2179644	15.56	2.98	31	0	41.1	7.6	0.9	-56.9	4.8	44.3	4.8	12.846	12.341	12.074	...	...	...	...	...	
Wolf 1505	14.8723506	+31.1383331	12.89	2.30	85	0	41.1	6.1	0.9	442.5	4.8	-70.5	4.8	...	...	...	15.642	14.125	14.933	13.526	12.377	
UPM2100+1523	315.1263706	+15.3873783	14.11	1.96	35	0	41.1	5.4	0.7	83.5	4.2	18.7	4.2	10.939	10.414	10.183	17.200	15.590	16.468	14.877	13.125	
UPM0609+6808	92.3829347	+68.1412550	12.30	2.38	138	0	41.0	4.3	0.9	-32.9	3.7	30.6	3.5	9.944	9.400	9.147	15.291	13.676	14.507	13.070	11.884	
UPM1602+5758	240.6748222	+57.9711339	14.39	3.05	70	0	41.0	5.0	1.0	-10.8	2.9	54.2	2.9	14.129	14.299	14.221	13.985	13.748	13.780	13.951	14.164	
BD-41 1708	115.6765728	+41.5049828	9.70	2.35	49	0	41.0	7.8	1.0	-27.4	8.2	-139.6	8.2	8.432	8.062	7.985	10.691	9.895	10.430	9.675	9.422	
LP 353-57	36.2343786	+24.8706397	14.75	2.25	54	1	41.0	5.7	1.0	258.7	3.4	-77.4	3.4	...	...	...	...	...	...	...	...	
UPM0626+2032	96.6419828	+20.5371914	13.27	2.30	63	0	41.0	5.0	1.0	-8.6	4.0	-35.9	4.0	10.434	9.861	9.569	1.668	1.493	1.568	1.422	1.260	
LP 666-28	136.3901433	-06.0902361	12.21	1.97	60	0	41.0	7.3	0.9	8.0	8.3	-191.1	8.2	...	...	...	15.016	13.473	14.240	12.874	11.652	a
2MASS J15075723+7613590	226.9863133	+76.2337403	11.93	3.04	226	1	40.8	4.5	0.8	-133.6	2.5	163.1	2.4	9.235	8.638	8.368	15.570	13.764	14.746	13.238	11.614	

<sup>a</sup>visual inspection of the fit shows scatter indicating the solution might be erroneous

<sup>b</sup>visual inspection of the sky image shows an elongated or blended image indicating the solution might be erroneous

<sup>c</sup>no correction so mean of 1.3 mas used to convert from relative to absolute parallax

<sup>d</sup>large correction so cut off of 3.9 mas used to convert from relative to absolute parallax