

EDGE-STABLE EQUIMATCHABLE GRAPHS

ZAKIR DENIZ AND TINAZ EKIM

ABSTRACT. A graph G is *equimatchable* if every maximal matching of G has the same cardinality. We are interested in equimatchable graphs such that the removal of any edge from the graph preserves the equimatchability. We call an equimatchable graph G *edge-stable* if $G \setminus e$, that is the graph obtained by the removal of edge e from G , is also equimatchable for any $e \in E(G)$. After noticing that edge-stable equimatchable graphs are either 2-connected factor-critical or bipartite, we characterize edge-stable equimatchable graphs. This characterization yields an $O(\min(n^{3.376}, n^{1.5}m))$ time recognition algorithm. Lastly, we introduce and shortly discuss the related notions of edge-critical, vertex-stable and vertex-critical equimatchable graphs. In particular, we emphasize the links between our work and the well-studied notion of shedding vertices, and point out some open questions.

INTRODUCTION

Given a graph G , a *matching* is a set of edges of G having pairwise no common endvertex. A matching M is called *maximal* if no new edge can be added to M while keeping its property of being a matching. The problem of finding an inclusion-wise maximal matching of minimum size in a graph has been a central problem for many researchers both for its practical and theoretical point of views. This minimum size is equal to the size of a minimum edge dominating set which is also widely studied [28]. One application is the following: let A be a 0 – 1 matrix, and consider the problem of finding a minimum set C of 1's in A such that any other 1 of A is in the same row or column with an element of C . Another application is about a telephone switching network built to route phone calls from incoming lines to outgoing trunks (assuming that a trunk can pass only one phone call at a time). The problem is to find the worst-case behavior of the network, i.e., the minimum number of routed calls when the network is saturated, thus no new call can be routed. Both applications can be modeled as the problem of finding a minimum maximal matching in a bipartite graph. However, solving this problem is NP-hard even in bipartite graphs with maximum degree 3 [28], or in k -regular bipartite graphs for any fixed $k \geq 3$ [6]. We note that finding a minimum maximal matching becomes a trivial task if all the maximal matchings of the graph under consideration have the same size. In this case, any maximal matching constructed greedily is a minimum (and maximum) one.

A graph G is called *equimatchable* if every maximal matching of G has the same cardinality. Equimatchable graphs has attracted a lot of attention in literature; they are mainly considered from structural point of view (see for instance [1, 2, 7, 8, 9, 13, 14, 15]). In this paper, we study equimatchable graphs from another structural perspective; we deal with the stability of this desired property of being equimatchable with respect to edge removals. Formally, an

Date: March 7, 2022.

1991 Mathematics Subject Classification. 05C70.

Key words and phrases. 1-well-covered, maximal matching, edge-stability, edge-criticality, shedding vertex. Department of Mathematics, Duzce University, Duzce, Turkey.

Department of Industrial Engineering, Boğaziçi University, Istanbul, Turkey .

equimatchable graph G is called *edge-stable* if $G \setminus e$ is equimatchable for each $e \in E(G)$. Edge-stable equimatchable graphs are denoted *ESE-graphs* as a shorthand. Conventionally, we assume that a graph which consists of a single vertex is both equimatchable and ESE. Consequently, a graph consisting of a single edge is also ESE.

We note that equimatchable graphs are closely related to a well-studied graph class called well-covered graphs. Given a graph G , a set of vertices $S \subseteq V(G)$ is an *independent set* if vertices of S are pairwise nonadjacent. An independent set is said to be *maximal* if no other independent set properly contains it. A graph is called *well-covered* if all its maximal independent sets have the same size. It is an easy observation to see that a graph G is equimatchable if and only if its line graph $L(G)$ is well-covered where $L(G)$ is obtained by replacing every edge of G with a vertex in $L(G)$ and where two vertices of $L(G)$ are adjacent if and only if their corresponding edges in G share a common end-vertex. In other words, recognizing equimatchable graphs is equivalent to recognizing well-covered line graphs. It is worth mentioning that although the recognition of well-covered graphs is co-NP-complete [4, 23], well-covered line graphs (and therefore line graphs of equimatchable graphs) can be recognized in polynomial time [5]. In 1979, Staples introduced the class of W_2 graphs, better known as 1-well-covered graphs (without isolated vertices); this class coincides with well-covered graphs that remain well-covered upon removal of any vertex [24, 25]. We note that, a graph is ESE if and only if its line graph is 1-well-covered graph. The excellent survey of Plummer on well-covered graphs dated 1992 already contains several results on 1-well-covered graphs [22]. After the study of some basic properties of 1-well-covered graphs in [24, 25], several papers, including some recent ones, studied this class. We note that like well-covered graphs, the recognition of 1-well-covered graphs is also in co-NP [22], however, the complexity of their recognition is unknown to the best of our knowledge. Later on, several papers focused on subclasses of 1-well-covered graphs. In [19] and [20], Pinter gives the characterization of respectively 4-regular planar 3-connected 1-well-covered graphs, and 1-well-covered graphs which are planar and of girth 4. In [21], he also provides constructions of infinite families of 1-well-covered graphs of girth 4. Later in [10], Hartnell gives the characterization of 1-well-covered graphs with no 4-cycles. More recently, a characterization of 1-well-covered graphs where every triangle in G is also a dominating set for G is given in [11]. Lastly, Levit and Mandrescu give characterizations of all 1-well-covered graphs in terms of the existence of special independent sets [16]. However, these characterizations rely on the existence of independent sets with some properties that can not be checked in polynomial time. In addition, to the best of our knowledge, none of the above mentioned papers discuss the possibility of using the characterization obtained for a subclass of 1-well-covered graphs for the development of a recognition algorithm. In this paper, we characterize ESE-graphs whose recognition is equivalent to the recognition of 1-well-covered line graphs. In addition, we show that our characterization yields an efficient recognition algorithm. We also briefly mention some related notions such as edge-criticality, vertex-stability and vertex-criticality of equimatchable graphs.

We start in Section 1 with some definitions and preliminary results on ESE-graphs. Refer to these definitions for various terms used in the following description of our contribution. As justified by Theorem 5, we divide ESE-graphs into three categories: 2-connected factor-critical ESE-graphs in Section 2, ESE-graphs with a cut vertex in Section 3, and bipartite ESE-graphs in Section 4. These results provide a full characterization of all ESE-graphs yielding an $O(\min(n^{3.376}, n^{1.5}m))$ time recognition algorithm (in Section 5) which is better than the most natural way of recognizing ESE-graphs by checking the equimatchability of $G \setminus e$ for every $e \in E$. Lastly, in Section 6, we first interpret our results in terms of some

recent works on 1-well-covered graphs and the so-called shedding vertices. Motivated by this, we introduce the opposite notion of edge-critical equimatchable graphs (called ECE-graphs) which are minimally equimatchable graphs with respect to edge removals. We conclude by giving some insight on our ongoing work about ECE-graphs and pointing out some research directions.

1. DEFINITIONS AND PRELIMINARIES

Given a graph $G = (V, E)$ and a subset of vertices I , $G[I]$ denotes the subgraph of G induced by I , and $G \setminus I = G[V \setminus I]$. When I is a singleton $\{v\}$, we denote $G \setminus I$ by $G - v$. We also denote by $G \setminus e$ the graph $G(V, E \setminus \{e\})$. For a subset I of vertices, we say that I is *complete* to another subset I' of vertices (or by abuse of notation, to a subgraph $H = G[I']$) if all vertices of I are adjacent to all vertices of I' (respectively H). Note that this is symmetric: if I is complete to I' then I' is also complete to I . We denote by K_n and C_n respectively, a complete graph and a cycle on n vertices. For a vertex v , the neighborhood of v in a subgraph H is denoted by $N_H(v)$. We omit the subscript H whenever it is clear from the context. For a subset $V' \subseteq V$, we have $N(V') = (\cup_{v \in V'} N(v)) \setminus V'$. We also use the notation $[k]$ to denote the set of integers $\{1, 2, \dots, k\}$.

Given a graph G , the size of a maximum matching of G is called the *matching number* of G and denoted by $\nu(G)$. A matching is *maximal* if no other matching properly contains it. A matching M is said to *saturate* a vertex v if it is the endvertex of an edge in M , otherwise M is said to leave vertex v *exposed*. A matching saturating all vertices of G is called a *perfect matching*. If every matching of G extends to a perfect matching, then G is called *randomly matchable*. Clearly, equimatchable graphs having a perfect matching are exactly randomly matchable graphs. These graphs have been characterized by Sumner [26].

Lemma 1. [26] *A connected graph is randomly matchable if and only if it is isomorphic to either K_{2r} or $K_{r,r}$ for some $r \geq 1$.*

We note that G is ESE if and only if every connected component of G is ESE. Consequently, since K_2 is ESE by convention, a graph consisting of only connected components isomorphic to K_2 is ESE.

The following is a direct translation of a result in [25] for 1-well-covered graphs with no isolated vertices (called the class W_2 in the original paper) in terms of ESE-graphs.

Lemma 2. [25] *A graph G with no connected component isomorphic to K_2 is ESE if and only if $\nu(G \setminus e) = \nu(G)$ and $G \setminus e$ is equimatchable for every $e \in E(G)$.*

The following shows that we do not need to require the graph $G \setminus e$ to be equimatchable in Lemma 2 if we state it only in one direction. Moreover, we can relax the condition that G has no connected component isomorphic to K_2 by appropriately choosing the edge e to be removed. We will heavily use Proposition 3 and Corollary 4 in our proofs.

Proposition 3. *Let G be an ESE-graph. Then $\nu(G) = \nu(G \setminus e)$ for every $e \in E(G)$ such that the endpoints of e do not form a connected component of G .*

Proof. Let G be an ESE-graph and assume for a contradiction that $\nu(G) = \nu(G \setminus e) + 1$ for some $e \in E(G)$ whose endpoints do not form a component of G . It follows that there is a maximum, thus, maximal matching M (of G) containing e for $e = uv \in E(G)$ such that $M \setminus e$ is also a maximal matching in $G \setminus e$. Since $G[\{u, v\}]$ does not induce K_2 , there exists $w \in N(u) \cup N(v)$, without loss of generality say $wu \in E(G)$. Moreover wu can be extended to a maximal matching M' of G , thus by equimatchability of G , $|M| = |M'|$. Besides, M' is also a maximal matching in $G \setminus e$ of size $\nu(G)$, contradiction. \square

A consequence of Proposition 3 is the following.

Corollary 4. *The only connected ESE-graph with a perfect matching is K_2 .*

Proof. Let G be a connected ESE-graph different from K_2 . Let M be a maximal matching of G and $e = uv \in E(G)$. By Proposition 3, $M \setminus e$ is not maximum in $G \setminus e$, and thus not maximal neither since $G \setminus e$ is equimatchable. Therefore, $M \setminus e$ can be extended by adding an edge e' , which is necessarily adjacent to e . It follows that there exists a vertex w which is the endpoint of e' different from u, v such that w is exposed by M . Therefore M is not a perfect matching of G . \square

Recall that a graph is ESE if and only if every connected component of it is ESE. Therefore, in the remainder of this paper, we consider only connected ESE-graphs. A connected graph G is said to be k -connected if it has at least $k + 1$ vertices and at least k vertices should be removed to make it disconnected. Given a connected graph G , a vertex $v \in V(G)$ is called a *cut vertex* if $G - v$ is disconnected. If $G - v$ has a perfect matching for each $v \in V(G)$, then G is called *factor-critical*. For short, an equimatchable factor-critical graph is called an EFC-graph.

The following is a consequence of the results in [15] (although it is not explicitly mentioned in this paper) and will guide us through our characterization.

Theorem 5. [15] *A 2-connected equimatchable graph is either factor-critical or bipartite or K_{2t} for some $t \geq 2$.*

We aim at characterizing all ESE-graphs apart from K_1 and K_2 which are assumed to be ESE by convention. One can easily observe that for $t \geq 2$, the equimatchability of K_{2t} is lost when an edge is removed, hence, K_{2t} is not ESE. It follows that ESE-graphs can be studied under three categories: 2-connected factor-critical, 2-connected bipartite and those having a cut vertex. Note that a bipartite graph can not be factor-critical, hence, 2-connected factor-critical ESE-graphs and 2-connected bipartite ESE-graphs form a partition of 2-connected ESE-graphs into two disjoint subclasses. On the other hand, an ESE-graph with a cut vertex could be either factor-critical, or bipartite, or none of them. Therefore, a separate characterization of each one of these three categories would lead to a full characterization of all ESE-graphs with possibly some overlaps (some graphs belonging to two categories). However, by showing in Section 3 that ESE-graphs with a cut vertex are bipartite, we provide a characterization of all ESE-graphs containing only two exclusive cases: (2-connected) factor-critical ESE-graphs (Section 2) and bipartite ESE-graphs (Section 4).

2. FACTOR-CRITICAL ESE-GRAPHS

Let us first underline that although we seek to characterize factor-critical ESE-graphs which are 2-connected, all the results in this section are valid for any factor-critical ESE-graph. Note that factor-critical graphs are connected but not necessarily 2-connected. However, it turns out that factor-critical ESE-graphs are also 2-connected (See Corollary 15).

Remind that a factor-critical graph G has $\nu(G) = (|V(G)| - 1)/2$ and if it is equimatchable then all maximal matchings have size $(|V(G)| - 1)/2$.

Lemma 6. *Let G be a factor-critical graph. G is equimatchable if and only if there is no independent set S such that $|S| = 3$ and $G \setminus S$ has a perfect matching.*

Proof. Let G be an EFC-graph. Then each maximal matching is of size $(|V(G)| - 1)/2$. If there is an independent set S with $|S| = 3$ such that $G \setminus S$ has a perfect matching M , then M is also a maximal matching in G and has size strictly less than $(|V(G)| - 1)/2$, a contradiction

with being equimatchable.

Now, we suppose the converse. That is, for all independent set S with $|S| = 3$, $G \setminus S$ has no perfect matching. Assume G is not equimatchable and admits therefore a maximal matching of size strictly less than $\nu(G) = (|V(G)| - 1)/2$. Remark that, if there is a maximal matching M such that $|M| \leq \nu(G) - 2$, then there is also a maximal matching M' of size $\nu(G) - 1$ which can be obtained from M by repetitively using augmenting chains (whose existence are guaranteed by the fact that the matching under consideration is not maximum). Hence, there are exactly 3 vertices exposed by the matching M' . They form an independent set S in G and M' is a perfect matching in $G \setminus S$. This is a contradiction. So, G is equimatchable. \square

The following equivalence for an EFC-graph to be edge-stable will be very useful. Note that factor-critical graphs have no component isomorphic to K_2 , thus Proposition 3 applies to every edge of an edge-stable EFC-graph.

Lemma 7. *Let G be an EFC-graph. Then G is edge-stable if and only if there is no induced \overline{P}_3 in G such that $G \setminus \overline{P}_3$ has a perfect matching.*

Proof. Let G be an EFC-graph which is also edge-stable. Assume G has an induced \overline{P}_3 on vertices $\{v, u_1, u_2\}$ with an edge between u_1 and u_2 such that $G \setminus \{v, u_1, u_2\}$ has a perfect matching M . Then, M is a maximal matching of $G \setminus u_1u_2$ of size one less than the matching $M \cup \{u_1u_2\}$ of G , contradicting the edge-stability of G by Proposition 3.

Now, let us consider the converse. Assume for a contradiction that G is not edge-stable. Then there is at least one edge u_1u_2 such that $G \setminus u_1u_2$ is not equimatchable. This means, in particular, that there is a maximal matching of $G \setminus u_1u_2$ leaving u_1, u_2 and one more vertex, say v , exposed (remind that all maximal matchings of G leave exactly one vertex exposed). Therefore, v is not adjacent to u_1 and u_2 , thus $G[\{v, u_1, u_2\}] \cong \overline{P}_3$ and $M \setminus \{u_1u_2\}$ is a perfect matching of $G \setminus \{v, u_1, u_2\}$, a contradiction. \square

Although it is not directly related to further results, the following gives some insight about the structure of ESE-graphs which are factor-critical. Remind that $\text{diam}(G) = \max\{d(u, v) | u, v \in V(G)\}$ where $d(u, v)$ is the *distance* (i.e., the length of the shortest path) between vertices u and v .

Corollary 8. *Let G be an EFC-graph. If G is edge-stable, then $\text{diam}(G) \leq 2$.*

Proof. Consider an EFC-graph G which is also edge-stable. Then, for each vertex $v \in V(G)$, there is a matching M_v leaving v as the only exposed vertex. By Lemma 7, v is adjacent to at least one of the endpoints of each edge in M_v , since otherwise G contains an induced subgraph \overline{P}_3 such that $G \setminus \overline{P}_3$ has a perfect matching. Since M_v saturates all vertices except v , we have $d(v, u) \leq 2$ for each $u \in V(G)$. By selecting v arbitrarily, we have $d(v, u) \leq 2$ for every pair of vertices $u, v \in V(G)$ and therefore, $\text{diam}(G) \leq 2$. \square

In what follows, we will be using a special decomposition of a factor-critical ESE-graph. Let G be a factor-critical ESE-graph, and M_v a perfect matching of $G - v$ for some $v \in V(G)$. We note that there is no edge $yz \in M_v$ such that $\{y, z\} \cap N(v) = \emptyset$ since otherwise $\{v, y, z\}$ induces a \overline{P}_3 whose removal leaves the perfect matching $M_v \setminus \{yz\}$ of $G \setminus \{v, y, z\}$, contradicting the edge-stability of G by Lemma 7. Therefore, the following canonical decomposition exists for any factor-critical ESE-graph.

Definition 9. Let G be a factor-critical ESE-graph. Then, a *canonical decomposition* (N_1, N'_1, N_2) of G with respect to a vertex v and a perfect matching M_v of $G - v$ is defined as follows (see Figure 1):

- $N_1 = \{u_1, \dots, u_t\}$ is the set of neighbors of v which are matched with non-neighbors of v ,
- $N'_1 = \{u'_1, \dots, u'_t\}$ is the set of vertices matched to N_1 , and
- $N_2 = \{x_1, x'_1, \dots, x_p, x'_p\}$ is the set of neighbors of v matched to other neighbors of v with matching edges $\{x_1x'_1, \dots, x_px'_p\}$,

where $V(M_v) = N_1 \cup N'_1 \cup N_2$ holds.

Let us emphasize that although the sets N_1, N'_1, N_2 are defined with respect to v and M_v , we do not adopt an additional index to denote this for the sake of simplicity.

The following lemma is an important intermediary result towards the achievement of our goal. We call an independent set S *nontrivial* if $|S| \geq 2$.

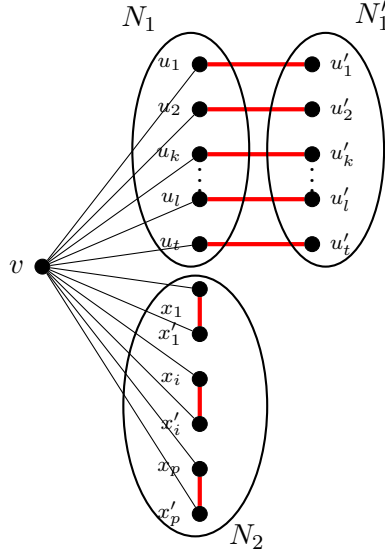


FIGURE 1. A canonical decomposition of a factor-critical ESE-graph G which is not an odd clique, for some vertex $v \in V(G)$ such that $d(v) < |V(G) - 1|$ and a perfect matching M_v of $G - v$ which is shown with bold (red) edges.

Lemma 10. *Let G be a factor-critical graph with at least 7 vertices. If G is an ESE-graph which is not an odd clique, then there is a nontrivial independent set S which is complete to $G \setminus S$.*

Proof. Assume G is a factor-critical ESE-graph with at least 7 vertices and which is not an odd clique, then let us show that G contains an independent set S with $|S| \geq 2$ which is complete to $G \setminus S$. Consider a canonical decomposition (N_1, N'_1, N_2) of G with respect to some vertex v such that $d(v) < |V(G) - 1|$ and a perfect matching M_v of $G - v$. As $d(v) < |V(G) - 1|$, clearly $N_1 \neq \emptyset$ and $N'_1 \neq \emptyset$.

The first step of the proof is to show that N_1 is an independent set and N'_1 is complete to N_1 (Claim 2). After that, we split the proof into two cases: N'_1 is independent or not. We show that if N'_1 is not an independent set, then $S = N_1 = \{u_1, u_2, \dots, u_t\}$ is a nontrivial independent set which is complete to $G \setminus N_1$. The rest of the proof is dedicated to the case where N'_1 is an independent set. In this case, we show that

- if N_2 is complete to N'_1 , then $S = N'_1 \cup \{v\}$ is an independent set complete to $G \setminus S$,

- else $S = \{u_1, u_2, \dots, u_t\} \cup \{x'_1, x'_2, \dots, x'_p\}$ is an independent set complete to $G \setminus S$.

We now show that N_1 is an independent set. For otherwise, there are u_k and u_l in N_1 such that $u_k u_l \in E(G)$. If $u'_k u'_l \notin E(G)$, then $\{u'_k, u'_l, v\}$ is an independent set I of size 3 and $(M_v \setminus \{u_k u'_k, u_l u'_l\}) \cup \{u_k u_l\}$ is a perfect matching of $G \setminus I$, implying that G is not equimatchable by Lemma 6. If $u'_k u'_l \in E(G)$, then $\{u'_k, u'_l, v\}$ induce a $\overline{P_3}$ in G such that $G \setminus \overline{P_3}$ has the same perfect matching as previously, contradicting that G is edge-stable by Lemma 7. It follows that N_1 is an independent set.

Claim 1. If N'_1 is not an independent set then $N_2 = \emptyset$.

Proof of the Claim. Assume for a contradiction that N'_1 is not independent but $N_2 \neq \emptyset$. We first claim that for an edge $u'_k u'_l$ in N'_1 , each one of u_k and u_l is adjacent to at least one of x_i and x'_i for an edge $x_i x'_i \in M_v$. Indeed, u_k is adjacent to x_i or x'_i , since otherwise $G[\{u_k, x_i, x'_i\}] = \overline{P_3}$ and $M_v \setminus \{x_i x'_i, u_k u'_k, u_l u'_l\} \cup \{v u_l, u'_k u'_l\}$ gives a perfect matching in $G \setminus \{u_k, x_i, x'_i\}$, a contradiction by Lemma 7. Similarly, u_l is adjacent to x_i or x'_i .

Now, there are two possible cases. Suppose first $x \notin N(u_k) \cup N(u_l)$ for some $x \in \{x_i, x'_i\}$. Then, without loss of generality $\{u_k, u_l\} \in N(x_i)$. In this case, $\{u_k, u_l, x'_i\}$ is an independent set I and $(M_v \setminus \{x_i x'_i, u_k u'_k, u_l u'_l\}) \cup \{v x_i, u'_k u'_l\}$ gives a perfect matching in $G \setminus I$, a contradiction with G being equimatchable by Lemma 6. Otherwise, we have without loss of generality $x_i u_k, x'_i u_l \in E(G)$, then $G[\{v, u'_k, u'_l\}] = \overline{P_3}$ and $(M_v \setminus \{x_i x'_i, u_k u'_k, u_l u'_l\}) \cup \{x_i u_k, x'_i u_l\}$ gives a perfect matching of $G \setminus \{v, u'_k, u'_l\}$, a contradiction by Lemma 7. As both cases are concluded with a contradiction, it follows that $N_2 = \emptyset$. \diamond

Claim 2. N'_1 is complete to N_1 .

Proof of the Claim. Recall that $t = |N_1|$. The case of $t = 1$ holds trivially. So assume that $t \geq 2$ and the claim is false, that is, there exist $u_k \in N_1$, $u'_l \in N'_1$ such that $u_k u'_l \notin E(G)$. If $u'_k u'_l \notin E(G)$, then $G[\{u_k, u'_k, u'_l\}] = \overline{P_3}$ and $G \setminus \{u_k, u'_k, u'_l\}$ has a perfect matching $(M_v \setminus \{u_k u'_k, u_l u'_l\}) \cup \{v u_l, u'_k u'_l\}$, a contradiction by Lemma 7. So $u'_k u'_l \in E(G)$ and therefore, N'_1 is not an independent set. We remark that in this case $t \geq 3$ since $|V(G)| = 2r + 1$ for $r \geq 3$ and $N_2 = \emptyset$ by Claim 1. The followings hold by Lemma 7.

- $u_k u'_s \in E(G)$ for all $s \in [t] \setminus \{k, l\}$, since otherwise $G[\{u_k, u_s, u'_s\}] = \overline{P_3}$ for some $s \in [t] \setminus \{k, l\}$ and $G \setminus \{u_k, u_s, u'_s\}$ has a perfect matching $(M_v \setminus \{u_k u'_k, u_l u'_l, u_s u'_s\}) \cup \{v u_l, u'_k u'_l\}$. Also, by symmetry, $u_l u'_s \in E(G)$ for all $s \in [t] \setminus \{k, l\}$.
- $u_s u'_k \in E(G)$ for all $s \in [t] \setminus \{k, l\}$, otherwise $G[\{v, u_s, u'_k\}] = \overline{P_3}$ for some $s \in [t] \setminus \{k, l\}$ and $G \setminus \{v, u_s, u'_k\}$ has a perfect matching $(M_v \setminus \{u_k u'_k, u_s u'_s\}) \cup \{u_k u'_s\}$. Also, by symmetry, $u_s u'_l \in E(G)$ for all $s \in [t] \setminus \{k, l\}$.

Now $G[\{v, u_k, u'_l\}] = \overline{P_3}$ and $G \setminus \{v, u_k, u'_l\}$ has a perfect matching $(M_v \setminus \{u_k u'_k, u_s u'_s\}) \cup \{u_s u'_k, u_l u'_s\}$ for some $s \in [t] \setminus \{k, l\}$, a contradiction by Lemma 7. It follows that $u_k u'_l \in E(G)$ for every pair $k, l \in [t]$, which completes the proof of the claim. \diamond

In the remaining of the proof, we consider two exclusive cases: N'_1 is independent or not.

Case 1. N'_1 is not independent.

We then claim that $N_1 = \{u_1, u_2, \dots, u_t\}$ is a nontrivial independent set which is complete to $G \setminus N_1$. Indeed, we have $N_2 = \emptyset$ by Claim 1 and consequently, $t \geq 3$ since G has at least 7 vertices. Thus, N_1 is an independent set complete to N'_1 by Claim 2 and complete to $\{v\}$ by definition. So, N_1 is complete to $N'_1 \cup \{v\} = G \setminus N_1$.

Case 2. N'_1 is independent.

Recall that N'_1 is complete to N_1 by Claim 2. It can be observed that $N_2 \neq \emptyset$ since otherwise $G = K_{r,r+1}$ which is not factor-critical. If N_2 is complete to N'_1 , then $S = N'_1 \cup \{v\}$ is an independent set complete to $G \setminus S$ as claimed. So, assume that N_2 is not complete to N'_1 , that is, there exist $w \in N_2$ and $u'_k \in N'_1$ for $k \in [t]$ such that $wu'_k \notin E(G)$. Let without loss of generality $w = x_1$, that is $x_1u'_k \notin E(G)$.

Note that, for every $k \in [t]$, u'_k is adjacent to one of the endpoints of each edge in $\{x_1x'_1, x_2x'_2, \dots, x_px'_p\}$; indeed if $\{x_i, x'_i\} \cap N(u'_k) = \emptyset$ for some $i \in [p]$, then $G[\{u'_k, x_i, x'_i\}] = \overline{P_3}$ and $G \setminus \{u'_k, x_i, x'_i\}$ has a perfect matching $(M_v \setminus \{x_ix'_i, u_ku'_k\}) \cup \{vu_k\}$, a contradiction. Let without loss of generality $\{x'_1, x'_2, \dots, x'_p\}$ be the neighbours of u'_k . We remark that x_1 must be adjacent to each vertex of N_1 , otherwise, let $x_1u_l \notin E(G)$ for $l \in [t]$, then $G[\{x_1, u_l, u'_l\}] = \overline{P_3}$ and $G \setminus \{x_1, u_l, u'_l\}$ has a perfect matching as $(M_v \setminus \{x_1x'_1, u_ku'_k, u_lu'_l\}) \cup \{vx'_1, u_ku'_l\}$, a contradiction. Similarly, if there is a vertex x_i for $i \in [p]$ such that $x_iu'_k \notin E(G)$, then x_i is adjacent to each vertex of N_1 .

Now, we claim that $x_1, x_2, \dots, x_p \notin N(u'_k)$. Otherwise, let $x_iu'_k \in E(G)$ for $i \neq 1$. If there is a perfect matching P in $G[\{u_k, x'_1, x_i, x'_i\}]$, then consider the $\overline{P_3}$ induced by $\{v, x_1, u'_k\}$ and note that $G \setminus \{v, x_1, u'_k\}$ contains the perfect matching $(M_v \setminus \{x_1x'_1, x_ix'_i, u_ku'_k\}) \cup P$, a contradiction. Assume $G[\{u_k, x'_1, x_i, x'_i\}]$ has no perfect matching. Noting that $\nu(G[\{u_k, x'_1, x_i, x'_i\}]) = 1$, this can only be the disjoint union of a star and (at most 2) isolated vertices, or a triangle and an isolated vertex, namely $K_{1,3}, K_3 \cup K_1, P_3 \cup K_1, P_2 \cup K_1 \cup K_1$ and each of these graphs contains either $\overline{P_3}$ or an independent set I of size 3. For such $\overline{P_3}$'s and I 's, $G \setminus \overline{P_3}$ or $G \setminus I$ has a perfect matching $(M_v \setminus \{x_1x'_1, x_ix'_i, u_ku'_k\}) \cup \{vx_1, wu'_k\}$ where w is the vertex remaining from $\{u_k, x'_1, x_i, x'_i\}$ after removing $\overline{P_3}$ or I (note that u'_k is adjacent to each of $\{u_k, x'_1, x_i, x'_i\}$). This contradicts being ESE or equimatchable.

Remind that for every $j \in [p]$, x_j is complete to N_1 . Moreover, we now claim that for every $j \in [p]$, x_j must be complete to $N(u'_k)$ (recall that $x_ju'_k \notin E(G)$), otherwise let $x_jx'_i \notin E(G)$, then $G[\{x_j, x'_i, u'_k\}] = \overline{P_3}$ and $G \setminus \{x_j, x'_i, u'_k\}$ has a perfect matching $(M_v \setminus \{x_jx'_j, x_ix'_i, u_ku'_k\}) \cup \{vx'_j, x_iu_k\}$, a contradiction with G being ESE. So x_j must be complete to $N(u'_k) \setminus N_1$. As a result, for every $j \in [p]$, x_j is adjacent to each vertex of $N(u'_k)$.

Besides, for every $j \in [p]$, x'_j has no neighbour in N_1 since otherwise let $x'_ju_l \in E(G)$ then for some $k \in [p]$, $G[\{v, x_j, u'_k\}]$ induces a $\overline{P_3}$ such that $G \setminus \{v, x_j, u'_k\}$ has a perfect matching $(M_v \setminus \{x_jx'_j, u_lu'_l, u_ku'_k\}) \cup \{u_lx'_j, u_ku'_l\}$, a contradiction.

Furthermore, for every $j \in [p]$, x'_j is adjacent to each vertex of N'_1 since otherwise let $x'_ju'_l \notin E(G)$ then $G[x'_j, u'_l, u_l]$ is a $\overline{P_3}$ such that $G \setminus \{x'_j, u'_l, u_l\}$ has a perfect matching $(M_v \setminus \{x_jx'_j, u_lu'_l\}) \cup \{vx_j\}$.

Now, we will show that any two x'_i, x'_j can not be adjacent for $i, j \in [p]$. Assume the contrary, let $x'_ix'_j \in E(G)$ then $G[\{v, x_i, u'_k\}] \cong \overline{P_3}$ and $G \setminus \{v, x_i, u'_k\}$ has a perfect matching $(M_v \setminus \{x_ix'_i, x_jx'_j, u_ku'_k\}) \cup \{u_kx_j, x'_ix'_j\}$, it gives a contradiction with being ESE-graph. Hence, $\{u_1, u_2, \dots, u_t\} \cup \{x'_1, x'_2, \dots, x'_p\}$ is an independent set. On the other hand, x_i is complete to $G \setminus (N_1 \cup N_2)$ for all $i \in [p]$. Hence, $S = \{u_1, u_2, \dots, u_t\} \cup \{x'_1, x'_2, \dots, x'_p\}$ is an independent set which is complete to $G \setminus S$ as desired. \square

For later purpose, we need to show that there is a nontrivial independent set S complete to $G \setminus S$ and having a special form with respect to a canonical decomposition of G .


Corollary 11. *Let G be a factor-critical graph with at least 7 vertices. If G is an ESE-graph which is not an odd clique, then for some $v \in V(G)$ and some perfect matching M_v of $G - v$,*

G has a canonical decomposition (N_1, N'_1, N_2) where $S = N'_1 \cup \{v\}$ is a nontrivial independent set which is complete to $G \setminus S = N_1 \cup N_2$, and N_1 is an independent set.

Proof. By Lemma 10, there is a nontrivial independent set S complete to $G \setminus S$. Taking any vertex $v \in S$, since G is factor-critical, $G - v$ has a perfect matching M_v . It is easy to see that M_v matches the vertices of $S \setminus v$ to a subset $S' \subset V(G \setminus S)$, since S is independent. Moreover, both $S \setminus v$ and S' are nonempty. We also remark that S' is an independent set, since otherwise let $y'z' \in G[S']$ and $yy', zz' \in M_v$ for $y, z \in S \setminus v$ and $y', z' \in S'$, then $\{v, y, z\}$ is an independent set and $(M_v \setminus \{yy', zz'\}) \cup \{y'z'\}$ is a perfect matching on $G \setminus \{v, y, z\}$, contradiction with equimatchability of G .

Now, one can observe that G has a canonical decomposition where $N'_1 = S \setminus v$, $N_1 = S'$ and $N_2 = G \setminus (S \cup S')$. Note that, N'_1 is complete to $N_1 \cup N_2$, and N_1 is an independent set. \square

We define two graph families \mathcal{G}_1 and \mathcal{G}_2 corresponding to the cases where the nontrivial independent set S described in Corollary 11 has respectively two or more vertices and satisfying some additional properties due to being ESE-graphs. We will show that all factor-critical ESE-graphs (apart from odd cliques) fall into one of these two families. A graph G belongs to \mathcal{G}_1 if $G \cong K_{2r+1} \setminus M$ for some nonempty matching M and $r \geq 3$. A graph G of \mathcal{G}_1 is illustrated in Figure 2(a) where the edges in $G[N_1 \cup N_2] \cong K_{2r-1} \setminus (M \setminus vu'_1)$ are not drawn, and $S = \{v, u'_1\}$ is complete to $G \setminus S$. Besides, \mathcal{G}_2 is defined as the family of graphs G admitting an independent set S of size at least 3 which is complete to $G \setminus S$ and such that $\nu(G \setminus S) = 1$. In Figure 2(b), we show an illustration of a graph G in \mathcal{G}_2 where $S = N'_1 \cup \{v\}$ with $|S| \geq 3$ and $\nu(G \setminus S) = 1$. Again, the edges in $G[N_1 \cup N_2]$ are not drawn but just described by the property $\nu(G \setminus S) = 1$.



(a) Illustration of a graph G in \mathcal{G}_1 with $S = \{v, u'_1\}$ and $G \cong K_{2r+1} \setminus M$ where M is a matching containing vu'_1 .

(b) Illustration of a graph G in \mathcal{G}_2 with $S = N'_1 \cup \{v\}$ and $\nu(G \setminus S) = 1$.

FIGURE 2. Factor-critical ESE-graph families \mathcal{G}_1 and \mathcal{G}_2 where the bold (red) edges illustrate a perfect matching M_v of $G \setminus v$ which defines the canonical decomposition (N_1, N'_1, N_2) .

Theorem 12. *Let G be a factor-critical graph with at least 7 vertices. Then, G is ESE if and only if G is either an odd clique or a graph in $\mathcal{G}_1 \cup \mathcal{G}_2$.*

Proof. Let G be a factor-critical graph with at least 7 vertices. It is clear that $G \cong K_{2r+1}$ is an ESE-graph for $r \geq 3$. Assume that G belongs to \mathcal{G}_1 or \mathcal{G}_2 and we will show that G is again ESE. First, let G be in \mathcal{G}_1 , that is $G \cong K_{2r+1} \setminus M$ where M is a nonempty matching, then every maximal matching of G has r edges (indeed G has no independent set of size 3, hence, no maximal matching of size $r-1$), thus G is equimatchable. In addition, G is \overline{P}_3 -free. Hence, G is ESE by Lemma 7.

Now, let G be in \mathcal{G}_2 , then by definition of \mathcal{G}_2 , we have $|S| \geq 3$ and $G \setminus S$ induces a graph whose matching number is equal to 1. Consider a vertex $v \in S$. Since G is factor-critical, $G - v$ has a perfect matching where all vertices in S are necessarily matched to some vertex in $G \setminus S$. If this perfect matching contains an edge in $G \setminus S$ then $|S| = |V(G \setminus S)| - 1$, otherwise $|S| = |V(G \setminus S)| + 1$. Applying the same argument to a vertex $v' \in G \setminus S$, we have either $|S| = |V(G \setminus S)| - 3$ (in case a perfect matching of $G - v'$ contains an edge in $G \setminus S$), or $|S| = |V(G \setminus S)| - 1$ (otherwise). It follows that the only possible case is $|V(G \setminus S)| = |S| + 1$.

We claim that G is equimatchable. Since S is complete to $G \setminus S$, we have either $I \subseteq S$ or $I \subseteq G \setminus S$ for any independent set I with 3 vertices. If $I \subseteq S$, then $G \setminus I$ has no perfect matching; indeed all vertices of $S \setminus I$ have to be matched to vertices in $G \setminus S$, leaving 4 vertices in $G \setminus S$ exposed (because $|I| = 3$) that can not be all saturated since $\nu(G \setminus S) = 1$. Otherwise, if $I \subseteq G \setminus S$, then $G \setminus I$ has no perfect matching because there are $|S|$ vertices that can not be matched to remaining $|S| - 2$ vertices of $(G \setminus S) \setminus I$. Hence, by Lemma 6, G is equimatchable. Now, we claim that G is edge-stable. Let $R \subset V(G)$ such that $G[R] \cong \overline{P}_3$. It then follows that $R \subseteq V(G \setminus S)$ since every vertex of S is adjacent to all vertices in $G \setminus S$. It can be observed that there is no perfect matching in $G \setminus R$ because there are $|S|$ vertices that can not be matched to remaining $|S| - 2$ vertices of $(G \setminus S) \setminus R$. Hence, by Lemma 7, G is edge-stable.

Now, let us show the converse. Assume that G is a factor-critical ESE-graph with $|V(G)| = 2r + 1$ for $r \geq 3$. We will show that if G is not an odd clique then it is either in \mathcal{G}_1 or in \mathcal{G}_2 . By Corollary 11, for some $v \in V(G)$ and some perfect matching M_v of $G - v$, G has a canonical decomposition (N_1, N'_1, N_2) where $S = N'_1 \cup \{v\} = \{v, u'_1, u'_2, \dots, u'_t\}$ is a nontrivial independent set which is complete to $G \setminus S$, and N_1 is a nonempty independent set (see Figure 1).

First, let $|S| = 2$, then $|N_1| = 1$. We note that in this case $p \geq 2$ since $2r + 1 \geq 7$. We will show that $G \cong K_{2r+1} \setminus M$, where M is a matching of K_{2r+1} containing vu'_1 . We suppose that it is not true, then, since $G \not\cong K_{2r+1}$, G is obtained from K_{2r+1} by removing an edge set which do not form a matching. This means in particular that there is a vertex w_1 with at least two non-neighbors w_2 and w_3 . In addition, we know by Corollary 11 that $\{v, u'_1\}$ is complete to $N_1 \cup N_2$, implying that the missing edges are between vertices in $N_1 \cup N_2$. It follows that there exists $w_1, w_2, w_3 \in N_1 \cup N_2$ such that $G[\{w_1, w_2, w_3\}] \cong \overline{P}_3$ or an independent set of size 3. Noting that S is complete to $N_1 \cup N_2$ and that without loss of generality, x_1, x'_1 can be considered for some x_i, x'_i pair, the following cases cover all possibilities for w_1, w_2, w_3 .

- (a) If $w_1 = u_1 \in N_1$, $w_2 = x_1 \in N_2$, $w_3 = x'_1 \in N_2$, then $P = \{vx_2, x'_2u'_1, x_3x'_3, \dots, x_px'_p\}$ is a perfect matching in $G \setminus \{w_1, w_2, w_3\}$.
- (b) If $w_1 = u_1 \in N_1$, $w_2 = x_1 \in N_2$, $w_3 = x_2 \in N_2$, then $P = \{vx'_1, x'_2u'_1, x_3x'_3, \dots, x_px'_p\}$ is a perfect matching in $G \setminus \{w_1, w_2, w_3\}$.
- (c) If $w_1 = x_1$, $w_2 = x_2$, $w_3 = x'_2$, then $P = \{u_1u'_1, vx'_1, x_3x'_3, \dots, x_px'_p\}$ is a perfect matching in $G \setminus \{w_1, w_2, w_3\}$.
- (d) If $w_1 = x_1$, $w_2 = x_2$, $w_3 = x_3$, then there are two cases. If there is an edge $e \in E(G[\{x'_1, x'_2, x'_3\}])$, say without loss of generality $e = x'_1x'_2$, then $P = \{u_1u'_1, e =$

$x'_1x'_2, vx'_3, x_4x'_4, \dots, x_px'_p\}$ is a perfect matching in $G \setminus \{w_1, w_2, w_3\}$. Assume now that $G[\{x'_1, x'_2, x'_3\}]$ is a null graph. If one of the edges $u_1x'_1$, $u_1x'_2$ or $u_1x'_3$ exists, say without loss of generality $u_1x'_1$, then $G \setminus \{w_1, w_2, w_3\}$ has a perfect matching $P = \{vx'_2, u_1x'_1, u'_1x'_3, x_4x'_4, \dots, x_px'_p\}$. Otherwise, we can conclude in exactly the same manner as in Case (b) by considering $\{u_1, x_1, x_2\}$ as $\{w_1, w_2, w_3\}$.

In all these cases, we conclude by Lemmas 6 and 7 that there is a contradiction, hence, $G \cong K_{2r+1} \setminus M$ where M is a matching of K_{2r+1} containing vu'_1 and consequently G belongs to \mathcal{G}_1 (see Figure 2(a)).

Assume now $|S| \geq 3$. We need the following claim to show that $G[N_1 \cup N_2]$ induces a graph whose matching number is equal to 1.

Claim 1. $|N_2| = 2$

Proof of the Claim. First, $|N_2| \neq 0$, since otherwise for $w \in N_1$, $G - w$ has no perfect matching (note that $S = \{v\} \cup N'_1$ is an independent set of $G - v$ of cardinality two more than $(G - v) \setminus S$), hence, G is not factor-critical. Now, assume for a contradiction that $|N_2| > 2$, that is $p > 1$. Note that $|N_1| = |N'_1| = t \geq 2$ due to $|S| \geq 3$, let $u'_i, u'_j \in N'_1$. First we observe that no vertex in N_2 forms an independent set with $\{u_i, u_j\}$. Assume for a contradiction that there exists a vertex $w \in N_2$, say without loss of generality $w = x_1$ such that $\{u_i, u_j\} \cap N(x_1) = \emptyset$, that is $\{u_i, u_j, x_1\}$ is an independent set in G , then we can obtain a perfect matching $(M_v \setminus \{x_1x'_1, x_2x'_2, u_iu'_i, u_ju'_j\}) \cup \{vx'_1, u'_ix'_2, u'_jx'_2\}$, a contradiction with being equimatchable. It follows that for all $w \in N_2$, $N(w) \cap \{u_i, u_j\} \neq \emptyset$. If there exists $u_i \in N_1$ such that u_i is not adjacent to vertices $\{x_k, x'_k\}$, say without loss of generality $k = 1$, then $\{u_i, x_1, x'_1\}$ induces a \overline{P}_3 and $G \setminus \{u_i, x_1, x'_1\}$ has a perfect matching $(M_v \setminus \{x_1x'_1, x_2x'_2, u_iu'_i, u_ju'_j\}) \cup \{vu_j, u'_ix'_2, u'_jx'_2\}$, contradiction with being edge-stable. Consequently, for any pair $u_i, u_j \in N_1$ and $x_k, x'_k \in N_2$, the graph induced by $\{u_i, u_j, x_k, x'_k\}$ contains a perfect matching P since the only graphs on 4 vertices with matching number 1 are $K_{1,3}$, $K_3 \cup K_1$ and $K_2 \cup K_1 \cup K_1$, and $G[\{u_i, u_j, x_k, x'_k\}]$ induces none of them by the above properties. Now, we notice that $\{v, u'_i, u'_j\}$ is an independent set and $G \setminus \{v, u'_i, u'_j\}$ has a perfect matching $(M_v \setminus \{x_kx'_k, u_iu'_i, u_ju'_j\}) \cup P$. This is a contradiction with being equimatchable. So, $|N_2| = 2$. \diamond

Let $N_2 = \{x_1, x'_1\}$. Now, if $\nu(G \setminus S) \geq 2$, then there are 4 vertices u_i, u_j, x_1, x'_1 such that $G[\{u_i, u_j, x_1, x'_1\}]$ has a perfect matching P (remind that $u_iu_j \notin E(G)$ since N_1 is an independent set); now $(M_v \setminus \{x_1x'_1, u_iu'_i, u_ju'_j\}) \cup P$ is a maximal matching in G of size $(|V(G)| - 3)/2$, contradiction with equimatchability (see Figure 2(b)). Hence, G belongs to \mathcal{G}_2 . This completes the proof. \square

Corollary 13. *For every $r \geq 3$, there are exactly $2r + 2$ factor-critical ESE-graphs on $2r + 1$ vertices.*

Proof. A nonempty matching of K_{2r+1} has size between 1 and r , implying that there are r non-isomorphic graphs of family \mathcal{G}_1 in Theorem 12, that is isomorphic to $K_{2r+1} \setminus M$ for some nonempty matching M . If G is of family \mathcal{G}_2 (see Figure 2(b)) then, $\nu(G \setminus S) = 1$ implies that $G[N_1 \cup N_2]$ can only be a disjoint union of isolated vertices and one triangle or one star where the edge $x_1x'_1$ belongs to this unique triangle or star. Since all vertices of $N_1 \cup N_2$ are symmetric with respect to their neighborhoods outside of $N_1 \cup N_2$, there are exactly r ways of forming a star (note that N_1 has $(2r + 1 - 3)/2 = r - 1$ vertices) and just one way to form a triangle. Summing up all possibilities together being $G \cong K_{2r+1}$, there are in total $2r + 2$ factor-critical ESE-graphs. \square

Next, we determined all factor-critical ESE-graphs whose orders are at most 5 by using computer programs written in Python-Sage.

Remark 14. There are only 6 factor-critical ESE-graphs on at most 5 vertices: K_3 , K_5 , C_5 and the three graphs in Figure 3.

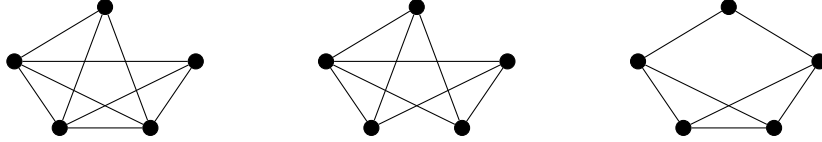


FIGURE 3. Some factor-critical ESE-graphs with 5 vertices.

By observing that all the graphs described in Theorem 12 and Remark 14 are 2-connected, we obtain as a byproduct the following.

Corollary 15. *Factor-critical ESE-graphs are 2-connected.*

3. ESE-GRAPHS WITH A CUT VERTEX

The main objective of this section is to show that ESE-graphs with a cut vertex are bipartite. Then we will complete the characterization of all ESE-graphs in the next section with bipartite ESE-graphs.

Recall that we consider only connected ESE-graphs. We will first extend the following known result to ESE-graphs.

Lemma 16. [2] *Let G be a connected equimatchable graph with a cut vertex v , then each connected component of $G - v$ is also equimatchable.*

Lemma 17. *Let G be a connected ESE-graph with a cut vertex v , then each connected component of $G - v$ is also ESE.*

Proof. Let v be a cut vertex and H_1, H_2, \dots, H_k ($k \geq 2$) be the connected components of $G - v$. Assume H_i is not ESE for some $i \in [k]$. However, we know from Lemma 16 that it is equimatchable. Then, there are two maximal matchings M_1 and M_2 of different sizes in $H_i \setminus w_1w_2$ for some $w_1w_2 \in E(H_i)$. Let M be a maximal matching of $G \setminus H_i$ containing uv where $u \in H_j$ for some $j \neq i$. Then $M'_1 = M_1 \cup M$ and $M'_2 = M_2 \cup M$ are maximal matchings of $G \setminus \{w_1w_2\}$ with different sizes, contradiction with equimatchability of $G \setminus \{w_1w_2\}$. \square

The following well-known structural result on maximum matchings will guide us towards our objective.

Theorem 18 (Gallai-Edmonds decomposition). [17] *Let G be a graph, $D(G)$ the set of vertices of G that are not saturated by at least one maximum matching, $A(G)$ the set of vertices of $V(G) \setminus D(G)$ with at least one neighbor in $D(G)$, and $C(G) \stackrel{\text{def}}{=} V(G) \setminus (D(G) \cup A(G))$. Then:*

- (i) *the connected components of $G[D(G)]$ are factor-critical,*
- (ii) *$G[C(G)]$ has a perfect matching,*
- (iii) *every maximum matching of G matches every vertex of $A(G)$ to a vertex in a distinct component of $G[D(G)]$.*

Item (iii) of Theorem 18 means that in any maximum matching of G , different vertices of $A(G)$ never match to vertices in the same component of $G[D(G)]$. The following lemma states that if a graph is equimatchable (but not randomly matchable), then its Gallai-Edmonds decomposition admits some additional properties. Indeed, Lemma 19 holds for ESE-graphs with a cut vertex (clearly, K_2 has no cut vertex) since they are equimatchable and they do not admit a perfect matching by Corollary 4.

Lemma 19. [15] *Let G be a connected equimatchable graph with no perfect matching. Then the sets $C(G)$ and $A(G)$ as defined in the Gallai-Edmonds decomposition of G are such that $C(G) = \emptyset$ and $A(G)$ is an independent set of G .*

In the sequel, we show that if we use the property of being edge-stable in addition to equimatchability, each component of $G[D(G)]$ in the Gallai-Edmonds decomposition of an ESE-graph G with a cut vertex restricts to a single vertex. We will show this in two steps.

Lemma 20. *Let G be a connected ESE-graph and $v \in A(G)$ be a cut vertex where $A(G)$ is defined as in the Gallai-Edmonds decomposition of G . Then every factor-critical component of $G - v$ is K_1 .*

Proof. Let F be a factor-critical component of $G - v$ which is not K_1 . Since F is factor-critical, it has an odd number of vertices. Thus F has at least 3 vertices.

We first note that since G is ESE and F is a connected component of $G - v$, Lemma 17 implies that F is ESE. Consider $w \in N_F(v)$, we claim that $F - w$ is also ESE. Assume for a contradiction that $F - w$ is not ESE. If $F - w$ is not equimatchable, let M_1 and M_2 be two maximal matchings of different sizes in $F - w$. Let also M be a maximal matching of $G \setminus (F \cup \{v\})$. Then $M \cup M_1 \cup \{vw\}$ and $M \cup M_2 \cup \{vw\}$ are two maximal matchings of different sizes in G , contradicting that G is equimatchable. Now, if $F - w$ is equimatchable but not ESE, then let M_1 and M_2 be two maximal matchings of different sizes in $(F - w) \setminus e$ where $e \in E(F - w)$. Then $M \cup M_1 \cup \{vw\}$ and $M \cup M_2 \cup \{vw\}$ are two maximal matchings of $G \setminus e$ having different sizes, contradicting that G is ESE.

Since F is factor-critical ESE (with at least 3 vertices), by Corollary 15, F is 2-connected. Therefore $F - w$ is a connected ESE-graph which admits a perfect matching. This contradicts Corollary 4 unless $F - w$ is a K_2 . So, assume $F - w$ is a K_2 , and consequently, F is a K_3 (since K_3 is the only factor-critical graph on 3 vertices). Let M be a maximal matching of $G \setminus (F \cup \{v\})$. Let $w_1 w_2$ be the edge in $F - w$. Then $M \cup \{vw, w_1 w_2\}$ is a maximal matching of G , which is also of maximum size since G is equimatchable. On the other hand, $M \cup \{vw\}$ is a maximal matching in $G \setminus e$ where $e = w_1 w_2$; this matching is also of maximum size (in $G \setminus e$) since $G \setminus e$ is equimatchable. It follows that $\nu(G \setminus e) = \nu(G) - 1$ which contradicts that G is ESE by Proposition 3. This concludes the proof. \square

Lemma 21. *Let G be a connected ESE-graph with a cut vertex. Then every component of $D(G)$ in the Gallai-Edmonds decomposition is K_1 .*

Proof. Consider a connected ESE-graph G with a cut vertex. By Corollary 15, G is not factor-critical. Moreover, G has at least 3 vertices since it has a cut vertex; thus, by Corollary 4, G does not have a perfect matching. Consequently, G has a Gallai-Edmonds decomposition as described in Lemma 19 where $C(G) = \emptyset$ and $A(G)$ is a nonempty independent set.

Let F be a factor-critical component of $G[D(G)]$ which is not K_1 . Since F is factor-critical, it has an odd number of vertices. Thus F has at least 3 vertices. By Theorem 18 (iii), and the equimatchability of G , every maximal matching of G matches every vertex of $A(G)$ to a vertex in a distinct component of $G[D(G)]$. This implies that for vertices w_1, w_2

belonging to the same connected component of $G[D(G)]$ and $a_1, a_2 \in A(G)$, if $w_1 a_1 \in E(G)$ and $w_2 a_2 \in E(G)$, then we have $w_1 = w_2$ or $a_1 = a_2$. It follows that, for every edge wa where $w \in V(F)$ and $a \in A(G)$, at least one of w and a is a cut vertex.

If a is a cut vertex then F is a connected component of $G - a$ which is factor-critical by Theorem 18 (i); however F is different from K_1 , contradiction by Lemma 20. Otherwise, w is a cut vertex, and every connected component of $G - w$, in particular $F - w$, is also ESE by Lemma 17. Since F is factor-critical, $F - w$ has a perfect matching; this contradicts that $F - w$ is ESE by Corollary 4 unless every connected component of $F - w$ is a K_2 . So, assume that every connected component of $F - w$ is a K_2 . Let $w_1 w_2$ be an edge in $F - w$ and M be a maximal matching of $G \setminus \{a, w, w_1, w_2\}$. Then $M \cup \{wa, w_1 w_2\}$ is a maximal matching of G which is also maximum since G is equimatchable. Besides, $M \cup \{wa\}$ is a maximal matching of $G \setminus w_1 w_2$ (note that w_1 and w_2 are only adjacent to w in $G \setminus w_1 w_2$) which is also maximum since $G \setminus w_1 w_2$ is equimatchable. This contradicts that G is ESE by Proposition 3 which states that the removal of an edge whose endpoints do not form a connected component does not change the matching number of an ESE-graph. \square

We obtain the main result of this section, namely Theorem 22, by combining Lemma 19 and Lemma 21. Lemma 19 implies that an ESE-graph G has a Gallai-Edmonds decomposition where $C(G) = \emptyset$ and $A(G)$ is an independent set. Lemma 21 shows that if in addition G has a cut vertex, then every component in $G[D(G)]$ is a K_1 . This structure clearly implies a bipartite graph.

Theorem 22. *Connected ESE-graphs with a cut vertex are bipartite.*

4. BIPARTITE ESE-GRAPHS

Having characterized all 2-connected factor-critical ESE-graphs in Section 2 and having shown that ESE-graphs with a cut vertex are bipartite (Theorem 22), we now consider bipartite ESE-graphs to complete the characterization of all ESE-graphs. We will see that bipartite ESE-graphs can be characterized in a way very similar to bipartite equimatchable graphs.

Lemma 23. [15] *A connected bipartite graph $G = (U \cup W, E)$ with $|U| \leq |W|$ is equimatchable if and only if for every $u \in U$, there exists $S \subseteq N(u)$ such that $S \neq \emptyset$ and $|N(S)| \leq |S|$.*

Let us remind the well-known Hall's Theorem in order to obtain a more intuitive reformulation of Lemma 23: in a bipartite graph $G = (X \cup Y, E)$ with $|X| \leq |Y|$, there exists a matching saturating all vertices in X if and only if for all subset $A \subseteq X$, we have $|N(A)| \geq |A|$. The contrapositive of Lemma 23 states that $G = (U \cup W, E)$ with $|U| \leq |W|$ is not equimatchable if and only if there is a vertex $u \in U$ such that for all nonempty $S \subseteq N(u)$, we have $|N(S)| > |S|$. Hall's condition applied to the bipartite subgraph induced by $N(u)$ and $N(N(u))$ implies that the later condition is equivalent to the fact that there is a vertex $u \in U$ such that there is a matching of $G - u$ saturating all vertices of $N(u)$, or alternatively leaving u exposed. The contrapositive of this equivalence suggests the following more intuitive statement.

Let us call a vertex $v \in V(G)$ *strong* (in G) if every maximal matching of G saturates v , or equivalently, if v is not isolated vertex, there is no maximal matching of $G - v$ saturating all neighbors of v .

Corollary 24. *Let $G = (U \cup W, E)$ be a connected bipartite graph with $|U| \leq |W|$. Then G is equimatchable if and only if every vertex in U is strong (or equivalently every maximal matching of G saturates U).*

Next we point out a remark which allows us to restrict our attention to bipartite graphs with one part of the bipartition having strictly less vertices than the other part.

Remark 25. Let $G = (U \cup W, E)$, $|U| \leq |W|$ be a connected bipartite ESE-graph with at least three vertices, then $|U| < |W|$.

Proof. By Lemma 23, every maximal matching of G saturates U . It follows that if $|U| = |W|$ then G has a perfect matching, contradiction with Corollary 4. \square

It should be noted that in addition to connected bipartite ESE-graphs with at least three vertices and $|U| < |W|$, we also have K_1 and K_2 which are obviously bipartite ESE (by convention).

A strong vertex u with $d(u) \geq 2$ is called *square-strong* if for every $v \in N(u)$, u is strong in $G - v$. It follows from this definition that if u is a square-strong vertex, then for all $v \in N(u)$, every maximal matching of $G - v$ saturates u , or equivalently, every maximal matching of G leaves at least one vertex of $N(u)$ exposed.

Proposition 26. Let $G = (U \cup W, E)$ be a connected bipartite graph with $|U| < |W|$. Then the followings are equivalent.

- (i) G is ESE.
- (ii) Every vertex of U is square-strong.
- (iii) For every $u \in U$, there exists a nonempty set $S \subseteq N(u)$ such that $|N(S)| \leq |S| - 1$.

Proof. (i) \Rightarrow (ii) : Given a connected ESE graph $G = (U \cup W, E)$ with $|U| < |W|$. Since G is equimatchable, by Corollary 24, every vertex in U is strong, and thus, of degree at least 2. Suppose by contradiction that there exists $u \in U$ such that u is not square-strong. This means that there is a vertex $v \in N(u)$ such that u is not strong in $G - v$, that is, there is a maximal matching of $G - v$ which leaves u exposed; let M' be such a maximal matching of $G - v$. Then $M' \cup \{uv\}$ is a maximal matching of G of size one more than M' , contradiction with G being ESE by Proposition 3.

(ii) \Rightarrow (iii) : Assume every vertex of U is square-strong. It means that for each $u \in U$, no matching in G saturates $N(u)$. Therefore, Hall's condition does not hold for $N(u)$, and consequently there exists a nonempty set $S \subseteq N(u)$ such that $|N(S)| < |S|$.

(iii) \Rightarrow (i) : Remark that G is equimatchable by Lemma 23. It remains to show that $G \setminus e$ is equimatchable for every $e = w_1 w_2 \in E(G)$. Consider a vertex $u \in V(G \setminus e)$, then by assumption, there exists a nonempty set $S \subseteq N(u)$ such that $|N(S)| \leq |S| - 1$. If the endpoints of e belong to $S \cup \{u\}$, say $w_1 \in S$ and $w_2 = u$, let $S' = S \setminus w_1$, then we have $|N_{G \setminus e}(S')| \leq |N_G(S')| \leq |N_G(S)| \leq |S| - 1 = |S'|$ and $S' \subseteq N_{G \setminus e}(u)$, which implies by Lemma 23 that $G \setminus e$ is equimatchable. For the other cases, we conclude similarly since $|N_{G \setminus e}(S)| \leq |N_G(S)| \leq |S|$. As a result, $G \setminus e$ is equimatchable. \square

One can reformulate Proposition 26 as follows: A connected bipartite graph $G = (U \cup W, E)$ with $|U| < |W|$ is ESE if and only if for every $u \in U$, every maximal matching of G leaves at least one vertex of $N(u)$ exposed. Now, let us consider the contrapositive of the equivalence between Proposition 26 (i) and (iii). This suggests that G is not ESE if and only if there exists a vertex $u \in U$ such that for every non-empty subset $S \subseteq N(u)$ we have $|N(S)| \geq |S|$. The later condition together with Hall's Theorem implies the following characterization of graphs which are not ESE. This formulation is indeed the most convenient one for our recognition algorithm, and thus worth mentioning separately.

Corollary 27. A connected bipartite graph $G = (U \cup W, E)$ with $|U| < |W|$ is not ESE if and only if there exists $u \in U$ such that $N(u)$ is saturated by some (maximal) matching of G .

5. RECOGNITION OF ESE-GRAPHS

The recognition of ESE-graphs is trivially polynomial since checking equimatchability can be done in time $O(n^2m)$ for a graph with n vertices and m edges (see [5]) and it is enough to repeat this check for every edge removal. This trivial procedure gives a recognition algorithm for ESE-graphs in time $O(n^2m^2)$. However, using the characterization of ESE-graphs, we can improve this time complexity in a significant way.

Theorem 28. *ESE-graphs can be recognized in time $O(\min(n^{3.376}, n^{1.5}m))$.*

Proof. Let us first note that Theorems 5 and 22 imply that a connected ESE-graph is either (2-connected) factor-critical or bipartite.

Remark 14 exhibits all factor-critical ESE-graphs with at most 5 vertices; it is clear that one can recognize if the given graph is isomorphic to one of them in constant time. Since factor-critical graphs have an odd number of vertices, there is no factor-critical ESE-graph on 6 vertices. Besides, one can also check whether a given graph with at least 7 vertices is factor-critical ESE in linear time ($O(n + m)$) using the characterization given in Theorem 12. Indeed, to decide whether G is isomorphic to $K_{2r+1} \setminus M$ for some matching M , it is enough to check if the minimum degree is at least $2r - 1$. To decide whether G admits an independent set S of size at least 3 which is complete to $G \setminus S$ and $\nu(G \setminus S) = 1$, one can simply search for a connected component of the complement of G which is a clique (in linear time); if yes it is the unique candidate for the set S . Then to check whether $\nu(G \setminus S) = 1$, it is enough to notice that a graph has matching number 1 if and only if it is the disjoint union of a triangle and isolated vertices, or the disjoint union of a star and isolated vertices. To recognize these graphs, one can check whether the degree sequence of $G \setminus S$ is one of $k, 1, \dots, 1, 0, \dots, 0$ (where $k \geq 1$ and there are k times 1) or $2, 2, 2, 0, \dots, 0$ where there is possibly no vertex of degree 0 at all. Clearly, these can be done in linear time.

Now, in order to decide whether a bipartite graph G is ESE, we use Corollary 27. For every vertex $u \in U$ where U is the small part of the bipartition, compute a maximum matching of the bipartite graph $G[N(u) \cup N(N(u))]$; if $\nu(G[N(u) \cup N(N(u))]) = |N(u)|$ for some $u \in U$, then it means that G is not ESE; otherwise it is ESE. This check requires at most n computations of a maximum matching in a bipartite graph, which can be done in time $O(n^{2.376})$ [18] or in time $O(\sqrt{nm})$ which runs in time $O(n^{2.5})$ in case of dense graphs but becomes near-linear for random graphs [12]. As this term dominates, it follows that the overall complexity of this recognition algorithm is $O(\min(n^{3.376}, n^{1.5}m))$. \square

6. CONCLUDING REMARKS

In this paper, we considered ESE-graphs which are equimatchable such that the removal of any edge does not harm their equimatchability. We characterized ESE-graphs under two exclusive categories: factor-critical and bipartite.

As shown in Proposition 3, for an ESE-graph G , the removal of an edge e whose endpoints do not form a connected component of G does not change the matching number of G . This implies that for such an edge $e = uv$ and any maximal matching M , there is always a vertex w exposed by M which is adjacent to u or v . In the line graph of G , such an edge corresponds to a vertex x such that for every independent set I of $G \setminus (N(x) \cup \{x\})$, there exists some $y \in N(x)$ such that $I \cup \{y\}$ is independent. A vertex satisfying this property is known as a *shedding vertex*. Shedding vertices are strongly related to the combinatorial topology of independence complexes of graphs [16, 27]. In particular, they play a key role in identifying vertex decomposable graphs [3]. $\text{Shed}(G)$ is defined as the set of shedding vertices of a graph

G . In [16], Levit and Mandrescu showed that a well-covered graph G without isolated vertices has $\text{Shed}(G) = V(G)$ if and only if G is 1-well-covered. We observe that, every vertex of the line graph of an ESE-graph with no component isomorphic to a K_2 is a shedding vertex. It follows that, in the present paper, we characterized well-covered line graphs such that $\text{Shed}(G) = V(G)$.

After noticing that some well-covered graphs, such as C_4 and C_7 , has no shedding vertex, finding all well-covered graphs having no shedding vertices was mentioned as an open problem in [16]. In terms of equimatchable graphs, this suggests to study the notion of criticality which is the opposite of stability. Along this line, we introduce the notion of equimatchable graphs such that the removal of any edge harms the equimatchability. More formally, for an equimatchable graph G , we say that $e \in E(G)$ is a *critical-edge* if $G \setminus e$ is not equimatchable. Note that if an equimatchable graph G is not edge-stable, then it has a critical-edge. A graph G is called *edge-critical equimatchable*, denoted ECE for short, if G is equimatchable and every $e \in E(G)$ is critical. We note that ECE-graphs can be obtained from any equimatchable graph by recursively removing non-critical edges. We also remark that if e is a non-critical edge whose endpoints do not form a connected component of G , then $\nu(G) = \nu(G - e)$ as already shown in Proposition 3. By definition of ECE-graphs, a graph G with no K_2 component is ECE if and only if $L(G)$ is well-covered and $\text{Shed}(L(G)) = \emptyset$ where $L(G)$ is the line graph of G . Thus, the complete characterization of ECE-graphs would enlighten the structure and the recognition of well-covered line graphs with no shedding vertex. We note that this question was explicitly mentioned as an open problem (for general well-covered graphs) in [16].

Our preliminary results show that ECE-graphs are either 2-connected factor-critical or 2-connected bipartite or K_{2t} for some $t \geq 2$. Moreover, 2-connected bipartite ECE-graphs can be characterized using similar arguments as in the characterization of bipartite ESE-graphs. On the other hand, we know that smallest factor-critical ECE-graphs have 7 vertices and there are exactly 4 such factor-critical ECE-graphs, including the C_7 . In order to complete the characterization of ECE-graphs, and thus, answering the open problem in [16] for well-covered line graphs, it remains to complete the case of factor-critical ECE-graphs, which we pose as an open question.

Problem 29. Characterize/find all factor-critical ECE-graphs.

One can also extend the notion of stability and criticality of equimatchable graphs to vertex removals (note that in this case the link with 1-well-covered graphs is lost). An equimatchable graph G is called *vertex-stable* if $G - v$ is equimatchable for every $v \in V(G)$. In a way similar to ECE-graphs, one can introduce *vertex-critical equimatchable* graphs as equimatchable graphs which lose their equimatchability by the removal of any vertex. Our preliminary studies show that the description of vertex-stable equimatchable graphs and vertex-critical equimatchable graphs are much simpler compared to their edge counterparts, namely ESE-graphs and ECE-graphs respectively.

Last but not least, one can investigate some extensions of our work in terms of forbidden subgraphs or graph classes more broadly. It is well-known that line graphs are characterized by 9 forbidden subgraphs. Consequently, one may consider the effect of allowing some of these 9 forbidden subgraphs in terms of the structure and the recognition of 1-well-covered graphs. Along the same line, it could be interesting to consider the intersection of 1-well-covered graphs with some known minimal superclasses of line graphs such as quasi-line graphs and EPT-graphs (even though they are not defined by forbidden subgraphs).

Problem 30. Find a characterization and/or an efficient recognition of 1-well-covered graphs belonging to the class of quasi-line graphs, or EPT-graphs, or graphs obtained by forbidding a proper subset of 9 forbidden subgraphs for line graphs.

ACKNOWLEDGMENTS

The support of 213M620 Turkish-Slovenian TUBITAK-ARSS Joint Research Project is greatly acknowledged. The authors are also grateful to the anonymous referees for their helpful suggestions to improve the paper.

REFERENCES

- [1] S. Akbari, H. Alizadeh, T. Ekim, D. Gözüpek, and M. Shalom. Equimatchable claw-free graphs. arXiv:1607.00476v2 [cs.DM].
- [2] S. Akbari, A. H. Ghodrati, M. A. Hosseinzadeh, and A. Iranmanesh. Equimatchable regular graphs. *Journal of Graph Theory*, 87(1):35–45, 2018.
- [3] T. Bıykoğlu and Y. Civan. Vertex-decomposable graphs, codismantlability, cohen-macaulayness, and castelnuovo-mumford regularity. *The Electronic Journal of Combinatorics*, 21(1):#P1.1, 2014.
- [4] V. Chvátal and P. Slater. A note on well-covered graphs. *Quo Vadis, Graph Theory?*, *Ann. Discrete Math.*, 55:179–182, 1993.
- [5] M. Demange and T. Ekim. Efficient recognition of equimatchable graphs. *Information Processing Letters*, 114:66–71, 2014.
- [6] M. Demange, T. Ekim, and C. Tanasescu. Hardness and approximation of minimum maximal matchings. *International Journal of Computer Mathematics*, 91(8):1635–1654, 2014.
- [7] C. Dibek, T. Ekim, D. Gözüpek, and M. Shalom. Equimatchable graphs are C_{2k+1} -free for $k \geq 4$. *Discrete Mathematics*, 339(12):2964–2969, 2016.
- [8] E. Eiben and M. Kotrbčik. Equimatchable graphs on surfaces. *J. Graph Theory*, 81:35–49, 2016.
- [9] O. Favaron. Equimatchable factor-critical graphs. *J. Graph Theory*, 10:439–448, 1986.
- [10] B. L. Hartnell. A characterization of the 1-well-covered graphs with no 4-cycles. In T. editor, editor, *Graph Theory Trends in Mathematics*, pages 219–224. Birkhäuser-Verlag, Basel/Switzerland, 2006.
- [11] D. Hoang and T. Trung. A characterization of triangle-dominating graphs in W_2 and applications. arXiv:1606.02815v2 [math.CO].
- [12] J. E. Hopcroft and R. Karp. An $n^{5/2}$ algorithm for maximum matchings in bipartite graphs. *SIAM Journal on Computing*, 2(4):225–231, 1973.
- [13] Y. Kartynnik and A. Ryzhikov. On minimum maximal distance- k matchings. *Discrete Mathematics and Theoretical Computer Science*, 20(#3), 2018.
- [14] K.-I. Kawarabayashi and M. Plummer. Bounding the size of equimatchable graphs of fixed genus. *Graphs and Combinatorics*, 1:91–99, 2009.
- [15] M. Lesk, M. D. Plummer, and W. R. Pulleyblank. Equi-matchable graphs. *Proc. Cambridge Combinatorial Conference in Honour of Paul Erdos, B. Bollobas, (editor), Academic Press, London*, pages 239–254, 1984.
- [16] V. Levit and E. Mandrescu. 1-well-covered graphs revisited. *European Journal of Combinatorics*, 2018. In press, doi:10.1016/j.ejc.2018.02.021.
- [17] L. Lovasz and M. Plummer. Matching theory. *North-Holland, Amsterdam, Annals of Discrete Mathematics edition*, 29, 1986.
- [18] M. Mucha and P. Sankowski. Maximum matchings via gaussian elimination. In *Proc. 45th IEEE Symp. Foundations of Computer Science*, pages 248–255, 2004.
- [19] M. Pinter. Planar regular one-well-covered graphs. *Cong. Numer.*, 91:159–187, 1992.
- [20] M. Pinter. A class of planar well-covered graphs with girth four. *J. Graph Theory*, 19:69–81, 1995.
- [21] M. Pinter. A class of well-covered graphs with girth four. *Ars Combin.*, 45:241–255, 1997.
- [22] M. D. Plummer. Well-covered graphs: a survey. *Quaestiones Mathematicae*, 16(3):253–287, 1993.
- [23] R. Sankaranarayanan and L. Stewart. Complexity results for well-covered graphs. *Networks*, 22:247–262, 1992.
- [24] J. Staples. *On some subclasses of well-covered graphs*. PhD thesis, Vanderbilt University, 1975.
- [25] J. Staples. On some subclasses of well-covered graphs. *J. Graph Theory*, 3:197–204, 1979.
- [26] D. P. Sumner. Randomly matchable graphs. *J. Graph Theory*, 3:183–186, 1979.

- [27] R. Woodroffe. Vertex decomposable graphs and obstructions to shellability. *Proceedings of the American Mathematical Society*, 137(10):3235–3246, 2009.
- [28] M. Yannakakis and F. Gavril. Edge dominating sets in graphs. *SIAM Journal of Applied Mathematics*, 38(3):364–372, 1980.