

# Universal Unitarity Triangle 2016 and the Tension Between $\Delta M_{s,d}$ and $\varepsilon_K$ in CMFV Models

Monika Blanke<sup>a,b</sup> and Andrzej J. Buras<sup>c</sup>

<sup>a</sup> Institut für Kernphysik, Karlsruhe Institute of Technology,  
Hermann-von-Helmholtz-Platz 1, D-76344 Eggenstein-Leopoldshafen, Germany

<sup>b</sup> Institut für Theoretische Teilchenphysik, Karlsruhe Institute of Technology,  
Engesserstraße 7, D-76128 Karlsruhe, Germany

<sup>c</sup> TUM-IAS, Lichtenbergstr. 2a, D-85748 Garching, Germany  
Physik Department, TUM, D-85748 Garching, Germany

## Abstract

Motivated by the recently improved results from the Fermilab Lattice and MILC Collaborations on the hadronic matrix elements entering  $\Delta M_{s,d}$  in  $B_{s,d}^0 - \bar{B}_{s,d}^0$  mixing, we determine the Universal Unitarity Triangle (UUT) in models with Constrained Minimal Flavour Violation (CMFV). Of particular importance are the very precise determinations of the ratio  $|V_{ub}|/|V_{cb}| = 0.0864 \pm 0.0025$  and of the angle  $\gamma = (63.0 \pm 2.1)^\circ$ . They follow in this framework from the experimental values of  $\Delta M_d/\Delta M_s$  and of the CP-asymmetry  $S_{\psi K_S}$ . As in CMFV models the new contributions to meson mixings can be described by a single flavour-universal variable  $S(v)$ , we next determine the CKM matrix elements  $|V_{ts}|$ ,  $|V_{td}|$ ,  $|V_{cb}|$  and  $|V_{ub}|$  as functions of  $S(v)$  using the experimental value of  $\Delta M_s$  as input. The lower bound on  $S(v)$  in these models, derived by us in 2006, implies then *upper* bounds on these four CKM elements and on the CP-violating parameter  $\varepsilon_K$ , which turns out to be significantly below its experimental value. This strategy avoids the use of tree-level determinations of  $|V_{ub}|$  and  $|V_{cb}|$  that are presently subject to considerable uncertainties. On the other hand if  $\varepsilon_K$  is used instead of  $\Delta M_s$  as input,  $\Delta M_{s,d}$  are found significantly above the data. In this manner we point out that the new lattice data have significantly sharpened the tension between  $\Delta M_{s,d}$  and  $\varepsilon_K$  within the CMFV framework. This implies the presence of new physics contributions beyond this framework that are responsible for the breakdown of the flavour universality of the function  $S(v)$ . We also present the implications of these results for  $K^+ \rightarrow \pi^+ \nu \bar{\nu}$ ,  $K_L \rightarrow \pi^0 \nu \bar{\nu}$  and  $B_{s,d} \rightarrow \mu^+ \mu^-$  within the Standard Model.

# 1 Introduction

Already for decades the  $\Delta F = 2$  transitions in the down-quark sector, that is  $B_{s,d}^0 - \bar{B}_{s,d}^0$  and  $K^0 - \bar{K}^0$  mixings, have been vital in constraining the Standard Model (SM) and in the search for new physics (NP) [1, 2]. However, theoretical uncertainties related to the hadronic matrix elements entering these transitions and their large sensitivity to the CKM parameters so far precluded clear cut conclusions about the presence of new physics (NP).

The five observables of interest are

$$\Delta M_s, \quad \Delta M_d, \quad S_{\psi K_S}, \quad S_{\psi\phi}, \quad \varepsilon_K \quad (1)$$

with  $\Delta M_{s,d}$  being the mass differences in  $B_{s,d}^0 - \bar{B}_{s,d}^0$  mixings and  $S_{\psi K_S}$  and  $S_{\psi\phi}$  the corresponding mixing induced CP-asymmetries.  $\varepsilon_K$  describes the size of the indirect CP violation in  $K^0 - \bar{K}^0$  mixing.  $\Delta M_{s,d}$  and  $\varepsilon_K$  are already known with impressive precision. The asymmetries  $S_{\psi K_S}$  and  $S_{\psi\phi}$  are less precisely measured but have the advantage of being subject to only very small hadronic uncertainties. We do not include  $\Delta M_K$  in (1) as it is subject to much larger theoretical uncertainties than the five observables in question.

The hadronic uncertainties in  $\Delta M_{s,d}$  and  $\varepsilon_K$  within the SM and CMFV models reside within a good approximation in the parameters

$$F_{B_s}\sqrt{\hat{B}_{B_s}}, \quad F_{B_d}\sqrt{\hat{B}_{B_d}}, \quad \hat{B}_K. \quad (2)$$

Fortunately, during the last years these uncertainties decreased significantly. In particular, concerning  $F_{B_s}\sqrt{\hat{B}_{B_s}}$  and  $F_{B_d}\sqrt{\hat{B}_{B_d}}$ , an impressive progress has recently been made by the Fermilab Lattice and MILC Collaborations (Fermilab-MILC) that find [3]

$$F_{B_s}\sqrt{\hat{B}_{B_s}} = (274.6 \pm 8.8) \text{ MeV}, \quad F_{B_d}\sqrt{\hat{B}_{B_d}} = (227.7 \pm 9.8) \text{ MeV}, \quad (3)$$

with uncertainties of 3% and 4%, respectively. An even higher precision is achieved for the ratio

$$\xi = \frac{F_{B_s}\sqrt{\hat{B}_{B_s}}}{F_{B_d}\sqrt{\hat{B}_{B_d}}} = 1.206 \pm 0.019. \quad (4)$$

This value is significantly lower than the central value 1.27 in the previous lattice estimates [4] and its reduced uncertainty by a factor of three plays an important role in our analysis. The ETM Collaboration has also presented results for matrix elements of all five operators entering  $B_{d,s} - \bar{B}_{d,s}$  mixing [5]. This work however only employs two flavours of sea quarks and does not estimate the uncertainty from quenching the strange quark. The ETM and Fermilab-MILC results for matrix elements differ by  $\sim 5\%$ , or  $\sim 1\sigma$ , which could arise from the omitted strange sea. We think it is safer to avoid this issue and use only the Fermilab-MILC results with  $N_f = 2 + 1$ . However we note that the result for  $\xi$  obtained

by the ETM collaboration supports a rather low value of  $\gamma$  from the universal unitarity triangle (UUT). An extensive list of references to other lattice determinations of these parameters can be found in [3].

Lattice QCD also made an impressive progress in the determination of the parameter  $\hat{B}_K$  which enters the evaluation of  $\varepsilon_K$  [6–11]. The most recent preliminary world average from FLAG reads  $\hat{B}_K = 0.7627(97)$  [12], very close to its large  $N$  value  $\hat{B}_K = 0.75$  [13, 14]. Moreover the analyses in [15, 16] show that  $\hat{B}_K$  cannot be larger than 0.75 but close to it. Taking the present results and precision of lattice QCD into account it is then a good approximation to set  $\hat{B}_K = 0.750 \pm 0.015$ . In the evaluation of  $\varepsilon_K$  we also take into account long distance contributions parametrised by  $\kappa_\varepsilon = 0.94 \pm 0.02$  [17]. Note that at present the theoretical uncertainty in  $\varepsilon_K$  is dominated by the parameter  $\eta_{cc} = 1.87 \pm 0.76$  [18] summarising NLO and NNLO QCD corrections to the charm quark contribution. We take these uncertainties into account.

With  $|V_{us}|$  determined already very precisely, the main uncertainties in the CKM parameters reside in

$$|V_{cb}|, \quad |V_{ub}|, \quad \gamma, \quad (5)$$

with  $\gamma$  being one of the angles of the unitarity triangle (UT). These three parameters can be determined from tree-level decays that are subject to only very small NP contributions. However the tensions between inclusive and exclusive determinations of  $|V_{ub}|$  and to a lesser extent of  $|V_{cb}|$  do not yet allow for clear cut conclusions on their values. Moreover, the current direct measurement of  $\gamma$  is not precise [19]

$$\gamma = (70.9_{-8.5}^{+7.1})^\circ. \quad (6)$$

This is consistent with  $\gamma$  from the U-spin analysis of  $B_s \rightarrow K^+K^-$  and  $B_d \rightarrow \pi^+\pi^-$  decays ( $\gamma = (68.2 \pm 7.1)^\circ$ ) [20]. The U-spin analysis by LHCb [21] on the other hand finds a lower value  $\gamma = (63.5_{-6.7}^{+7.2})^\circ$  in good agreement with the result from the UUT analysis in (25).

The present uncertainties in  $|V_{ub}|/|V_{cb}|$  and  $\gamma$  from tree-level decays preclude then a precise determination of the so-called *reference unitarity triangle* (RUT) [22] which is expected to be practically independent of the presence of NP. In addition the uncertainty in  $|V_{cb}|$  prevents precise predictions for  $\varepsilon_K$  and  $\Delta M_{s,d}$  in the SM. However in the SM and more generally models with constrained minimal flavour violation (CMFV) [23–25] it is possible to construct the so-called *universal unitarity triangle* (UUT) [23] for which the knowledge of  $|V_{ub}|/|V_{cb}|$  and  $\gamma$  is not required. The UUT can be constructed from

$$\frac{\Delta M_d}{\Delta M_s}, \quad S_{\psi K_S} \quad (7)$$

and this in turn allows to determine  $|V_{ub}|/|V_{cb}|$  and  $\gamma$ .

The important virtue of this determination is its universality within CMFV models. In the case of  $\Delta F = 2$  transitions in the down-quark sector various CMFV models can only be distinguished by the value of a single flavour universal real one-loop function, the box

diagram function  $S(v)$ , with  $v$  collectively denoting the parameters of a given CMFV model. This function enters universally  $\varepsilon_K$ ,  $\Delta M_s$  and  $\Delta M_d$  and cancels out in the ratio in (7). Therefore the resulting UUT is the same in all CMFV models. Moreover it can be shown that in these models  $S(v)$  is bounded from below by its SM value [26]

$$S(v) \geq S_0(x_t) = 2.32 \quad (8)$$

with  $S_0(x_t)$  given in (11).

The recent results in (3) and (4) have a profound impact on the determination of the UUT. The UUT can be determined very precisely from the measured values of  $\Delta M_d/\Delta M_s$  and  $S_{\psi_{K_S}}$ . This in turn implies a precise knowledge of the ratio  $|V_{ub}|/|V_{cb}|$  and the angle  $\gamma$ , both to be compared with their tree-level determinations. Also the side  $R_t$  of the UUT can be determined precisely in view of the result for  $\xi$  in (4).

In order to complete the determination of the full CKM matrix without the use of any tree-level determinations, except for  $|V_{us}|$ , we will use two strategies:

**S<sub>1</sub>:  $\Delta M_s$  strategy** in which the experimental value of  $\Delta M_s$  is used to determine  $|V_{cb}|$  as a function of  $S(v)$ , and  $\varepsilon_K$  is then a derived quantity.

**S<sub>2</sub>:  $\varepsilon_K$  strategy** in which the experimental value of  $\varepsilon_K$  is used, while  $\Delta M_s$  is then a derived quantity and  $\Delta M_d$  follows from the determined UUT.

Both strategies use the determination of the UUT by means of (7) and allow to determine the whole CKM matrix, in particular  $|V_{ts}|$ ,  $|V_{td}|$ ,  $|V_{ub}|$  and  $|V_{cb}|$  as functions of  $S(v)$ . Yet their outcome is very different, which signals the tension between  $\Delta M_{s,d}$  and  $\varepsilon_K$  in this framework. As we will demonstrate below, this tension, known already from previous studies [27, 28], has been sharpened significantly through the results in (3) and (4). Using these two strategies separately allows to exhibit this tension transparently. Indeed

- The lower bound in (8) implies in  $S_1$  *upper bounds* on  $|V_{ts}|$ ,  $|V_{td}|$ ,  $|V_{ub}|$  and  $|V_{cb}|$  which are saturated in the SM, and in turn allows to derive an *upper bound* on  $\varepsilon_K$  in CMFV models that is saturated in the SM but turns out to be significantly *below* the data.
- The lower bound in (8) implies in  $S_2$  also *upper bounds* on  $|V_{ts}|$ ,  $|V_{td}|$ ,  $|V_{ub}|$  and  $|V_{cb}|$  which are saturated in the SM. However the  $S(v)$  dependence of these elements determined in this manner differs from the one obtained in  $S_1$ , which in turn allows to derive *lower bounds* on  $\Delta M_{s,d}$  in CMFV models that are reached in the SM but turn out to be significantly *above* the data.

It has been known since 2008 that the SM experiences some tension in the correlation between  $S_{\psi_{K_S}}$  and  $\varepsilon_K$  [29–33]. It should be emphasized that in CMFV models only the version of this tension in [30], i. e. NP in  $\varepsilon_K$ , is possible as in these models there are no new CP-violating phases. Therefore  $S_{\psi_{K_S}}$  has to be used to determine the sole phase in these

models, the angle  $\beta$  in the UT, or equivalently the CKM phase, through the unitarity of the CKM matrix. The resulting low value of  $\varepsilon_K$  can be naturally raised in CMFV models by enhancing the value of  $S(v)$  or/and increasing the value of  $|V_{cb}|$ . However, as pointed out in [27, 28], this spoils the agreement of the SM with the data on  $\Delta M_{s,d}$ , signalling the tension between  $\Delta M_{s,d}$  and  $\varepsilon_K$  in CMFV models. The 2013 analysis of this tension in [34] found that the situation of CMFV with respect to  $\Delta F = 2$  transitions would improve if more precise results for  $F_{B_s}\sqrt{\hat{B}_{B_s}}$  and  $F_{B_d}\sqrt{\hat{B}_{B_d}}$  turned out to be lower than the values known in the spring of 2013. The recent results from [3] in (3) show the opposite. Both  $F_{B_s}\sqrt{\hat{B}_{B_s}}$  and  $F_{B_d}\sqrt{\hat{B}_{B_d}}$  increased. Moreover the more precise and significantly smaller value of  $\xi$  enlarges the tension in question.

In view of the new lattice results, in this paper we take another look at CMFV models. Having more precise values for  $F_{B_s}\sqrt{\hat{B}_{B_s}}$ ,  $F_{B_d}\sqrt{\hat{B}_{B_d}}$  and  $\xi$  than in 2013, our strategy outlined above differs from the one in [34]. In particular we take  $\gamma$  to be a derived quantity and not an input as done in the latter paper. Moreover, we will be able to reach much firmer conclusions than it was possible in 2013. In particular, in contrast to [34] and also to [3] at no place in our paper tree-level determinations of  $|V_{ub}|$ ,  $|V_{cb}|$  and  $\gamma$  are used. However we compare our results with them.

It should be mentioned that Fermilab-MILC identified a significant tension between their results for the  $B_{s,d}^0 - \bar{B}_{s,d}^0$  mass differences and the tree-level determination of the CKM matrix within the SM. Complementary to their findings, we identify a significant tension within  $\Delta F = 2$  processes, that is between  $\varepsilon_K$  and  $\Delta M_{s,d}$  in the whole class of CMFV models. Moreover, we determine very precisely the UUT, in particular the angle  $\gamma$  in this triangle and the ratio  $|V_{ub}|/|V_{cb}|$ , both valid also in the SM.

Our paper is organized as follows. In Section 2 we determine first the UUT as outlined above, that in 2016 is significantly better known than in 2006 [25] and in particular in 2000, when the UUT was first suggested [23]. Subsequently we execute the strategies  $S_1$  and  $S_2$  defined above. The values of  $|V_{ts}|$ ,  $|V_{td}|$ ,  $|V_{cb}|$  and  $|V_{ub}|$ , resulting from these two strategies, differ significantly from each other which is the consequence of the tension between  $\varepsilon_K$  and  $\Delta M_{s,d}$  in question. In Section 3 we present the implications of these results for  $K_L \rightarrow \pi^0 \nu \bar{\nu}$ ,  $K^+ \rightarrow \pi^+ \nu \bar{\nu}$  and  $B_{s,d} \rightarrow \mu^+ \mu^-$  within the SM, obtaining again rather different results in  $S_1$  and  $S_2$ . In Section 4 we briefly discuss how the  $U(2)^3$  models face the new lattice data and comment briefly on other models. We conclude in Section 5.

$m_{B_s} = 5366.8(2) \text{ MeV}$ [36]	$m_{B_d} = 5279.58(17) \text{ MeV}$ [36]
$\Delta M_s = 17.757(21) \text{ ps}^{-1}$ [37]	$\Delta M_d = 0.5055(20) \text{ ps}^{-1}$ [37]
$S_{\psi K_S} = 0.691(17)$ [37]	$S_{\psi\phi} = 0.015(35)$ [37]
$ V_{us}  = 0.2253(8)$ [36]	$ \varepsilon_K  = 2.228(11) \cdot 10^{-3}$ [36]
$F_{B_s} = 228.6(3.8) \text{ MeV}$ [38]	$F_{B_d} = 193.6(4.2) \text{ MeV}$ [38]
$m_t(m_t) = 163.53(85) \text{ GeV}$	$S_0(x_t) = 2.322(18)$
$\eta_{cc} = 1.87(76)$ [18]	$\eta_{ct} = 0.496(47)$ [39]
$\eta_{tt} = 0.5765(65)$ [35]	$\eta_B = 0.55(1)$ [35, 40]
$\tau_{B_s} = 1.510(5) \text{ ps}$ [37]	$\Delta\Gamma_s/\Gamma_s = 0.124(9)$ [37]
$\tau_{B_d} = 1.520(4) \text{ ps}$ [37]	$\kappa_\varepsilon = 0.94(2)$ [17]

Table 1: Values of the experimental and theoretical quantities used as input parameters. For future updates see PDG [36] and HFAG [37].

## 2 Deriving the UUT and the CKM

### 2.1 Determination of the UUT

We begin with the determination of the UUT. For the mass differences in the  $B_{s,d}^0 - \bar{B}_{s,d}^0$  systems we have the very accurate expressions

$$\Delta M_s = 17.757/\text{ps} \cdot \left[ \frac{\sqrt{\hat{B}_{B_s}} F_{B_s}}{274.6 \text{ MeV}} \right]^2 \left[ \frac{S(v)}{2.322} \right] \left[ \frac{|V_{ts}|}{0.0390} \right]^2 \left[ \frac{\eta_B}{0.5521} \right], \quad (9)$$

$$\Delta M_d = 0.5055/\text{ps} \cdot \left[ \frac{\sqrt{\hat{B}_{B_d}} F_{B_d}}{227.7 \text{ MeV}} \right]^2 \left[ \frac{S(v)}{2.322} \right] \left[ \frac{|V_{td}|}{8.00 \cdot 10^{-3}} \right]^2 \left[ \frac{\eta_B}{0.5521} \right]. \quad (10)$$

The value 2.322 in the normalization of  $S(v)$  is its SM value for  $m_t(m_t) = 163.5 \text{ GeV}$  obtained from

$$S_0(x_t) = \frac{4x_t - 11x_t^2 + x_t^3}{4(1-x_t)^2} - \frac{3x_t^2 \log x_t}{2(1-x_t)^3} = 2.322 \left[ \frac{\bar{m}_t(m_t)}{163.5 \text{ GeV}} \right]^{1.52}, \quad (11)$$

and  $\eta_B$  is the perturbative QCD correction [35]. Our input parameters, equal to the ones used in [3], are collected in Table 1.

From (9) and (10) we find using (4)

$$\frac{|V_{td}|}{|V_{ts}|} = \xi \sqrt{\frac{m_{B_s}}{m_{B_d}}} \sqrt{\frac{\Delta M_d}{\Delta M_s}} = 0.2052 \pm 0.0033, \quad (12)$$

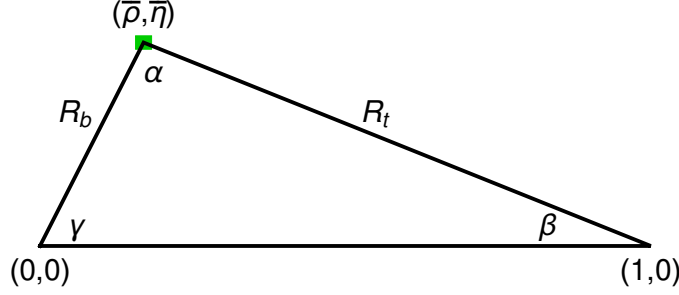


Figure 1: *Universal Unitarity Triangle 2016*. The green square at the apex of the UUT shows that the uncertainties in this triangle are impressively small.

which perfectly agrees with [3]. The tree-level determination of this ratio, quoted in the latter paper and obtained from CKMfitter [41], reads

$$\frac{|V_{td}|_{\text{tree}}}{|V_{ts}|_{\text{tree}}} = 0.2180 \pm 0.0051. \quad (13)$$

It is significantly higher than the value in (12). It should be emphasized that the values of  $|V_{cb}|$  and  $|V_{ub}|$  to a very good approximation do not enter this ratio. Therefore this discrepancy is not a consequence of the tree-level determinations of  $|V_{cb}|$  and  $|V_{ub}|$ . As we will demonstrate below it is the consequence of the value of the angle  $\gamma$ , which due to the small value of  $\xi$  found in [3] turns out to be significantly smaller than its tree-level value in (6).

Now,

$$|V_{td}| = |V_{us}||V_{cb}|R_t, \quad |V_{ts}| = \eta_R|V_{cb}| \quad (14)$$

with  $R_t$  being one of the sides of the unitarity triangle (see Fig. 1) and

$$\eta_R = 1 - |V_{us}|\xi \sqrt{\frac{\Delta M_d}{\Delta M_s}} \sqrt{\frac{m_{B_s}}{m_{B_d}}} \cos \beta + \frac{\lambda^2}{2} + \mathcal{O}(\lambda^4) = 0.9825, \quad (15)$$

where we have used

$$\beta = (21.85 \pm 0.67)^\circ \quad (16)$$

obtained from

$$S_{\psi_{K_S}} = \sin 2\beta = 0.691 \pm 0.017. \quad (17)$$

Thus using (12) and (14) we determine very precisely

$$R_t = 0.741 \xi = 0.895 \pm 0.013. \quad (18)$$

Having determined  $\beta$  and  $R_t$  we can construct the UUT shown in Fig. 1, from which we find

$$\bar{\rho} = 0.170 \pm 0.013, \quad \bar{\eta} = 0.333 \pm 0.011. \quad (19)$$

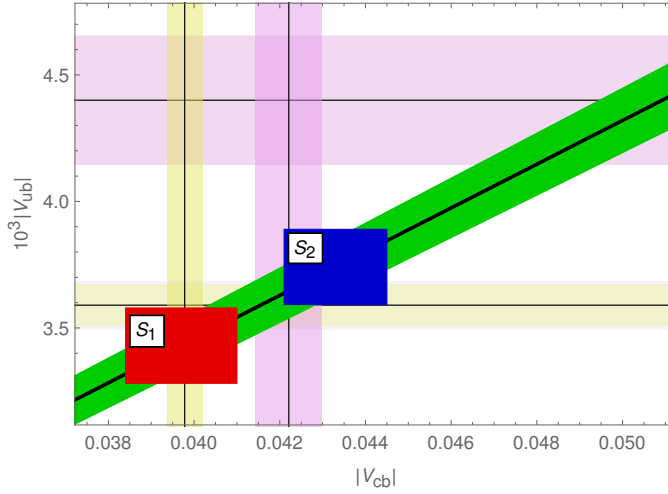


Figure 2:  $|V_{ub}|$  versus  $|V_{cb}|$  in CMFV (green) compared with the tree-level exclusive (yellow) and inclusive (violet) determinations. The squares are our results in  $S_1$  (red) and  $S_2$  (blue).

We observe that the UUT in Fig. 1 differs significantly from the UT obtained in global fits [41, 42], with the latter exhibiting smaller  $\bar{\rho}$  and larger  $\bar{\eta}$  values.

Subsequently, using the relation

$$R_b = \left(1 - \frac{\lambda^2}{2}\right) \frac{1}{\lambda} \left| \frac{V_{ub}}{V_{cb}} \right| = \sqrt{1 + R_t^2 - 2R_t \cos \beta} \quad (20)$$

allows a very precise determination of the ratio

$$\left| \frac{V_{ub}}{V_{cb}} \right| = 0.0864 \pm 0.0025. \quad (21)$$

This implies, as shown in Fig. 2, a strict correlation between  $|V_{ub}|$  and  $|V_{cb}|$  that can be compared with the tree-level determinations of both CKM elements, also shown in this plot. The exclusive determinations have been summarized in [43] and are given as follows

$$|V_{cb}|_{\text{excl}} = (39.78 \pm 0.42) \cdot 10^{-3}, \quad |V_{ub}|_{\text{excl}} = (3.59 \pm 0.09) \cdot 10^{-3}. \quad (22)$$

They are based on [3, 44–47]. The inclusive ones are summarized well in [48, 49].

$$|V_{cb}|_{\text{incl}} = (42.21 \pm 0.78) \cdot 10^{-3}, \quad |V_{ub}|_{\text{incl}} = (4.40 \pm 0.25) \cdot 10^{-3}. \quad (23)$$

We note that after the recent Belle data on  $B \rightarrow D\ell\nu_l$  [46], the exclusive and inclusive values of  $|V_{cb}|$  are closer to each other than in the past. On the other hand in the case of  $|V_{ub}|$  there is a very significant difference. But the inclusive value for  $|V_{ub}|$  implies new CP phases in order to accommodate the data on  $S_{\psi K_S}$  and consequently the CMFV framework selects the exclusive value of  $|V_{ub}|$  as we will see below.<sup>1</sup>

<sup>1</sup>We thank Paolo Gambino and Ruth van de Water for private communication on this topic.



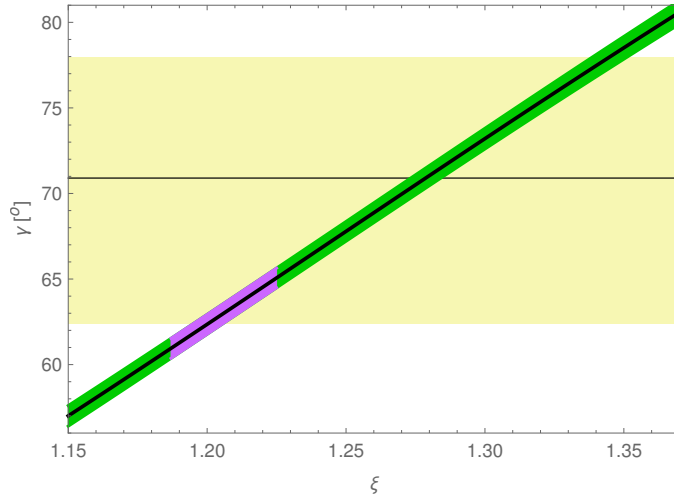


Figure 3:  $\gamma$  versus  $\xi$  for  $S_{\psi K_S} = 0.691 \pm 0.017$ . The violet range corresponds to the new lattice determination of  $\xi$  in (4), and the yellow range displays the tree-level determination of  $\gamma$  (6).

We observe that within the CMFV framework only special combinations of these two CKM elements are allowed. The *red* and *blue* squares represent the ranges obtained in the strategies  $S_1$  and  $S_2$ , respectively, as explained below and summarized in Table 2. We observe significant tensions both between the results in  $S_1$  and  $S_2$  and also between them and the inclusive tree-level determination of  $|V_{ub}|$ . On the other hand the exclusive determination of  $|V_{ub}|$  accompanied by the inclusive one for  $|V_{cb}|$  gives  $|V_{ub}|/|V_{cb}| = 0.0850 \pm 0.0026$ , very close to the result in (21). However the separate values of  $|V_{ub}|$  and  $|V_{cb}|$  in (22) and (23) used to obtain this result are not compatible with our findings in  $S_1$ , implying problems with  $\Delta M_{s,d}$  as we will see below.

Returning to the issue of the origin of the difference between (12) and (13), the new lattice results [3] have important implications on the angle  $\gamma$  in the UUT that can be determined by means of

$$\cot \gamma = \frac{1 - R_t \cos \beta}{R_t \sin \beta}. \quad (24)$$

With the very precise value of  $\xi$  and consequently  $R_t$  we can precisely determine the angle  $\gamma$  independently of the values of  $S(\nu)$ ,  $|V_{ub}|$  and  $|V_{cb}|$ . In Fig. 3 we show  $\gamma$  as a function of  $\xi$  from which we extract

$$\gamma = (63.0 \pm 2.1)^\circ, \quad (25)$$

below its central value from tree-level decays in (6), and with an uncertainty that is by more than a factor of three smaller. We will use this value in what follows. We note that the uncertainty due to  $S_{\psi K_S}$  is very small. In order to appreciate this result one can read off the plot in Fig. 3 that the old range of  $\xi = 1.27 \pm 0.06$  corresponds to  $\gamma = (70 \pm 6)^\circ$ .

Finally, from (16) and (25) we determine the angle  $\alpha$  in the unitarity triangle

$$\alpha = (95.1 \pm 2.2)^\circ. \quad (26)$$

It should be emphasized that the results in (16), (18), (21), (25) and (26) are independent of  $S(v)$  and therefore valid for all CMFV models.

## 2.2 $S_1$ : Upper Bounds on $|V_{ts}|$ , $|V_{td}|$ , $|V_{cb}|$ , $|V_{ub}|$ and $\varepsilon_K$

Returning to (9) and (10), we note that the overall factors on the r.h.s. equal the central experimental values of  $\Delta M_s$  and  $\Delta M_d$ , respectively. We can therefore read off from these formulae the central values of  $|V_{ts}|$  and  $|V_{td}|$  corresponding to the lattice results in (3). Including the uncertainties in the latter formula and taking into account the inequality (8) we find the *maximal* values of  $|V_{ts}|$  and  $|V_{td}|$  in the CMFV models that are consistent with the data on  $\Delta M_s$  and  $\Delta M_d$

$$|V_{ts}|_{\max} = (39.0 \pm 1.3) \cdot 10^{-3}, \quad |V_{td}|_{\max} = (8.00 \pm 0.29) \cdot 10^{-3}. \quad (27)$$

It should be noted that

$$|V_{ts}| = 39.0 \cdot 10^{-3} \sqrt{\frac{2.322}{S(v)}}, \quad |V_{td}| = 8.00 \cdot 10^{-3} \sqrt{\frac{2.322}{S(v)}}, \quad (28)$$

where we suppressed the errors given in (27). Thus the bounds in (27) are saturated in the SM. The results within the SM are in excellent agreement with those obtained in [3]. Yet, here we also stress that these are upper bounds in CMFV models. Therefore, the tension between the values of these CKM elements extracted from  $\Delta M_{s,d}$  and their tree-level determinations found in [3] within the SM is larger in any other CMFV model. Interestingly the values of  $|V_{td}|$  and  $|V_{td}|/|V_{ts}|$  extracted from the rare semi-leptonic decays  $B \rightarrow \pi \mu^+ \mu^-$  and  $B \rightarrow K \mu^+ \mu^-$  agree with the ones in (28) and (12), respectively [50]:

$$\frac{|V_{td}|}{|V_{ts}|} = 0.201(20), \quad |V_{ts}| = 35.7(1.5) \cdot 10^{-3} \quad |V_{td}| = 7.45(69) \cdot 10^{-3}. \quad (29)$$

For  $|V_{ts}|$ , the values are found to be even smaller than in (28). However this determination of CKM parameters still suffers from large uncertainties. We refer to [3] for a more detailed comparison of rare semileptonic  $B$ -decays with  $B_{s,d}$  mixing results and the relevant references.

With the knowledge of  $|V_{us}|$ ,  $|V_{ts}|$ ,  $|V_{td}|$  and  $\beta$  we can determine  $|V_{ub}|$  and  $|V_{cb}|$  as functions of  $S(v)$  so that they can directly be compared with their determinations from semi-leptonic decays summarized in (22) and (23). We find

$$|V_{cb}| = (39.7 \pm 1.3) \cdot 10^{-3} \sqrt{\frac{2.322}{S(v)}}, \quad |V_{ub}| = (3.45 \pm 0.15) \cdot 10^{-3} \sqrt{\frac{2.322}{S(v)}}. \quad (30)$$

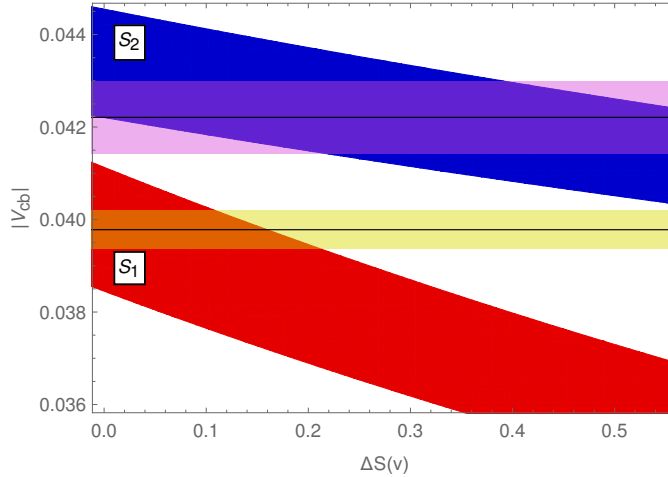


Figure 4:  $|V_{cb}|$  versus the flavour-universal NP contribution  $\Delta S(v)$  obtained in  $S_1$  (red) and  $S_2$  (blue). The horizontal bands correspond to the tree-level measurements in (22) (yellow) and (23) (violet).

This dependence is represented by the *red* band in Fig. 4 with  $\Delta S(v)$  defined by

$$S(v) = S_0(x_t) + \Delta S(v). \quad (31)$$

For illustrative purposes we also show the tree-level values in (22) and (23). Evidently the exclusive determinations of  $|V_{cb}|$  are favoured in  $S_1$ . Furthermore with increasing  $\Delta S(v)$ ,  $|V_{cb}|$  quickly drops significantly below the value in (22).

Having the full CKM matrix as a function of  $S(v)$ , we can calculate the CP-violating parameter  $\varepsilon_K$ . We use the usual formulae which can be found in [34]. It should be noted that  $\varepsilon_K$  depends directly on

$$V_{ts} = -|V_{ts}| e^{-i\beta_s}, \quad V_{td} = |V_{td}| e^{-i\beta} \quad (32)$$

with  $\beta_s = -1^\circ$ . Consequently, the value of  $|V_{cb}|$  is not needed for this evaluation.

Now, the dominant contribution to  $\varepsilon_K$  is proportional to

$$|\varepsilon_K| \propto |V_{ts}|^2 |V_{td}|^2 S(v) \propto \frac{1}{S(v)}, \quad (33)$$

where we have used (28). Thus with  $|V_{ts}|$  and  $|V_{td}|$  determined through  $\Delta M_{s,d}$ , the parameter  $\varepsilon_K$  *decreases* with increasing  $S(v)$ , in contrast to the analysis in which the CKM parameters are taken from tree-level decays. In that case  $\varepsilon_K$  increases with increasing  $S(v)$ .

Consequently using  $S_1$  we find the upper bound on  $\varepsilon_K$  in CMFV models to be

$$|\varepsilon_K| \leq (1.64 \pm 0.25) \cdot 10^{-3}. \quad (34)$$

$S_i$	$ V_{ts} $	$ V_{td} $	$ V_{cb} $	$ V_{ub} $	$\text{Im}\lambda_t$	$\text{Re}\lambda_t$
$S_1$	39.0(13)	8.00(29)	39.7(13)	3.43(15)	1.21(8)	-2.88(19)
$S_2$	42.6(11)	8.73(26)	43.3(11)	3.74(14)	1.44(7)	-3.42(18)

Table 2: Upper bounds on CKM elements in units of  $10^{-3}$  and of  $\lambda_t$  in units of  $10^{-4}$  obtained using strategies  $S_1$  and  $S_2$  as explained in the text. We set  $S(v) = S_0(x_t)$ .

We conclude that the imposition of the  $\Delta M_{s,d}$  constraints within CMFV models implies an upper bound on  $\varepsilon_K$ , saturated in the SM, which is significantly below its experimental value given in Table 1. Therefore a non-CMFV contribution

$$|\varepsilon_K|_{\text{non-CMFV}} \geq (0.59 \pm 0.25) \cdot 10^{-3} \quad (35)$$

is required, implying a discrepancy of the SM and CMFV value of  $\varepsilon_K$  with the data by  $2.3\sigma$ . Once more we stress that this shift cannot be obtained within CMFV models without violating the constraints from  $\Delta M_{s,d}$ .

In Table 2 we collect the values of the most relevant CKM parameters as well as the real and imaginary parts of  $\lambda_t = V_{td}V_{ts}^*$ . In particular the value of  $\text{Im}\lambda_t$  is important for the ratio  $\varepsilon'/\varepsilon$ . Its value found in  $S_1$  is lower than what has been used in the recent papers [51–54], thereby further decreasing the value of  $\varepsilon'/\varepsilon$  in the SM.

### 2.3 $S_2$ : Lower Bounds on $\Delta M_{s,d}$

The strategy  $S_2$  uses the construction of the UUT as outlined above, but then instead of using  $\Delta M_s$  for the complete extraction of the CKM elements, the experimental value of  $\varepsilon_K$  is used as input. Taking the lower bound in (8) into account, this strategy again implies *upper bounds* on  $|V_{ts}|$ ,  $|V_{td}|$ ,  $|V_{cb}|$  and  $|V_{ub}|$ . However this time their  $S(v)$  dependence differs from the one in (28), as seen in the case of  $|V_{cb}|$  in Fig. 4, where  $S_2$  is represented by the *blue* band. The weaker  $S(v)$  dependence in  $S_2$ , together with the higher  $|V_{cb}|$  values, is another proof that the tension between  $\varepsilon_K$  and  $\Delta M_{s,d}$  cannot be removed within the CMFV framework and is in fact smallest in the SM limit.

In order to understand this weaker dependence of  $|V_{cb}|$  on  $S(v)$  we use the formula for  $|V_{cb}|$  extracted from  $\varepsilon_K$  that has been derived in [34]. We recall it here for convenience<sup>2</sup>

$$|V_{cb}| = \frac{\tilde{v}(\eta_{cc}, \eta_{ct})}{\sqrt{\xi S(v)}} \sqrt{\sqrt{1 + h(\eta_{cc}, \eta_{ct})S(v)} - 1} \approx \frac{\tilde{v}(\eta_{cc}, \eta_{ct})}{\sqrt{\xi}} \left[ \frac{h(\eta_{cc}, \eta_{ct})}{S(v)} \right]^{1/4}, \quad (36)$$

where for the central values of the QCD corrections  $\eta_{cc}$  and  $\eta_{ct}$  in Table 1 one finds

$$\tilde{v}(\eta_{cc}, \eta_{ct}) = 0.0282, \quad h(\eta_{cc}, \eta_{ct}) = 24.83. \quad (37)$$

<sup>2</sup>We replaced  $v(\eta_{cc}, \eta_{ct})$  by  $\tilde{v}(\eta_{cc}, \eta_{ct})$  in order to distinguish it from the argument in  $S(v)$ .

Values of  $\tilde{v}(\eta_{cc}, \eta_{ct})$  and  $h(\eta_{cc}, \eta_{ct})$  in the full range of  $\eta_{cc}$  and  $\eta_{ct}$  can be found in Table 3 of [34].

Inserting (36) into (14) we find

$$|V_{ts}| \propto \frac{1}{S(v)^{1/4}}, \quad |V_{td}| \propto \frac{1}{S(v)^{1/4}} \quad (38)$$

and consequently from (9) and (10)

$$\Delta M_s \propto \sqrt{S(v)}, \quad \Delta M_d \propto \sqrt{S(v)}. \quad (39)$$

Therefore, with (8), we find *lower bounds* on  $\Delta M_s$  and  $\Delta M_d$  that are significantly larger than the data

$$\Delta M_s \geq (21.1 \pm 1.8)\text{ps}^{-1}, \quad \Delta M_d \geq (0.600 \pm 0.064)\text{ps}^{-1}. \quad (40)$$

Consequently, our results for  $\Delta M_s$  and  $\Delta M_d$  in the SM differ from their experimental values by  $1.8\sigma$  and  $1.5\sigma$ , respectively. This difference increases for other CMFV models. On the other hand, as seen in Fig. 4, the value of  $|V_{cb}|$  in  $S_2$  is fully compatible with its tree-level determination from inclusive decays, but for small  $\Delta S(v)$  larger than its exclusive determination.

The ratio of the central values of  $\Delta M_{s,d}$  obtained by us

$$\left( \frac{\Delta M_s}{\Delta M_d} \right)^{\text{CMFV}} = 35.2 \quad (41)$$

perfectly agrees with the data as this ratio is used in  $S_1$  and  $S_2$  as experimental input in our analysis. The error on this ratio calculated directly from (40) is spurious as we impose this ratio from experiment and the true error is negligible. Only when one individually calculates  $\Delta M_s$  and  $\Delta M_d$  with  $|V_{cb}|$  extracted from  $\varepsilon_K$ , the errors in (40) are found. However they are correlated and cancel in the ratio.

On the other hand, using the tree-level determination of the CKM matrix, the authors of [3] find in the SM

$$(\Delta M_s)^{\text{SM}} = (19.6 \pm 1.6)\text{ps}^{-1}, \quad (\Delta M_d)^{\text{SM}} = (0.630 \pm 0.069)\text{ps}^{-1} \quad (42)$$

and

$$\left( \frac{\Delta M_s}{\Delta M_d} \right)^{\text{SM}} = 31.2 \pm 1.7. \quad (43)$$

Compared with (41), this shows the inconsistency between the tree-level determination of the CKM matrix and  $\Delta F = 2$  processes in CMFV models.

In Table 2 we compare the results for the CKM elements obtained in  $S_2$  with the ones found using  $S_1$ . In both cases we use the SM value for  $S(v)$ , as it allows to obtain values of

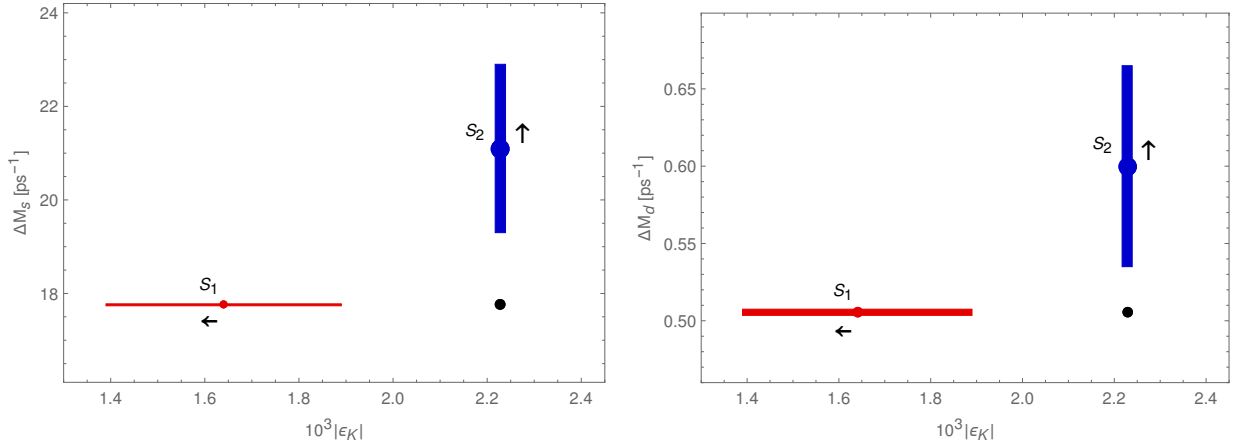


Figure 5:  $\Delta M_{s,d}$  and  $\varepsilon_K$  obtained from the strategies  $S_1$  and  $S_2$  for  $S(v) = S_0(x_t)$ , at which the upper bound on  $\varepsilon_K$  in  $S_1$  and lower bound on  $\Delta M_{s,d}$  in  $S_2$  are obtained. The arrows show how the red and blue regions move with increasing  $S(v)$ . The black dot represents the experimental values.

$\varepsilon_K$  in  $S_1$  and of  $\Delta M_{s,d}$  in  $S_2$  closest to the data. But as we can see, the values of the CKM elements obtained in  $S_2$  differ by much from the corresponding ones in  $S_1$ , and in particular favour the inclusive determination of  $|V_{cb}|$ . Also the value of  $\text{Im}\lambda_t$  is larger, however it differs only by a few percent from the one used in recent calculations of  $\varepsilon'/\varepsilon$  [51–54].

We conclude therefore, as already indicated by the analysis in [34], that it is impossible within CMFV models to obtain a simultaneous agreement of  $\Delta M_{s,d}$  and  $\varepsilon_K$  with the data. The improved lattice results in (3) and (4) allow to exhibit this difficulty stronger. In the context of the strategies  $S_1$  and  $S_2$ , the tension between  $\Delta M_{d,s}$  and  $\varepsilon_K$  is summarized by the plots of  $\Delta M_{s,d}$  vs.  $\varepsilon_K$  in Fig. 5. Note that these plots differ from the known plots of  $\Delta M_{s,d}$  vs.  $\varepsilon_K$  in CMFV models (see e.g. Fig. 5 in [2]). In the latter plot the CKM parameters were taken from tree-level decays, and varying  $S(v)$  increased both  $\Delta M_{s,d}$  and  $\varepsilon_K$  in a correlated manner. Even if the physics in those plots and in the plots in Fig. 5 is the same, presently the accuracy of the outcome of strategies  $S_1$  and  $S_2$  shown in Fig. 5 is higher.

The problems with CMFV models encountered here could be anticipated on the basis of the first three rows of Table 2 from [34], which we recall in Table 3. In that paper a different strategy has been used and various quantities have been predicted in CMFV models as functions of  $S(v)$  and  $\gamma$ . As the first three columns correspond to  $\gamma = 63^\circ$  and  $\xi = 1.204$ , very close to the values of these quantities found in the present paper, there is a clear message from Table 3. The predicted values of  $F_{B_s}\sqrt{\hat{B}_{B_s}}$  and  $F_{B_d}\sqrt{\hat{B}_{B_d}}$  are significantly below their recent values from [3] in (3). Moreover, with increasing  $S(v)$  there is a clear disagreement between the values of these parameters favoured by CMFV and the values in (3). We also refer to the plots in Fig. 4 of [34], where the correlations between  $|V_{cb}|$  and

$S(v)$	$\gamma$	$ V_{cb} $	$ V_{ub} $	$ V_{td} $	$ V_{ts} $	$F_{B_s}\sqrt{\hat{B}_{B_s}}$	$F_{B_d}\sqrt{\hat{B}_{B_d}}$	$\xi$	$\mathcal{B}(B^+ \rightarrow \tau^+\nu)$
2.31	$63^\circ$	43.6	3.69	8.79	42.8	252.7	210.0	1.204	0.822
2.5	$63^\circ$	42.8	3.63	8.64	42.1	247.1	205.3	1.204	0.794
2.7	$63^\circ$	42.1	3.56	8.49	41.4	241.8	200.9	1.204	0.768

Table 3: *CMFV predictions for various quantities as functions of  $S(v)$  and  $\gamma$ . The four elements of the CKM matrix are in units of  $10^{-3}$ ,  $F_{B_s}\sqrt{\hat{B}_{B_s}}$  and  $F_{B_d}\sqrt{\hat{B}_{B_d}}$  in MeV and  $\mathcal{B}(B^+ \rightarrow \tau^+\nu)$  in units of  $10^{-4}$ . From [34].*

$F_{B_d}\sqrt{\hat{B}_{B_d}}$  and between  $|V_{cb}|$  and  $F_{B_s}\sqrt{\hat{B}_{B_s}}$  implied by CMFV have been shown. Already in 2013 there was some tension between the grey regions in that figure representing the 2013 lattice values and the CMFV predictions. With the 2016 lattice values in (3), the grey areas shrunk and moved away from the values favoured by CMFV. Other problems of CMFV seen from the point of view of the strategy in [34] are listed in Section 3 of that paper.

### 3 Implications for Rare $K$ and $B$ Decays in the SM

In the previous section we have determined the full CKM matrix using in turn the strategies  $S_1$  and  $S_2$ . It is interesting to determine the impact of these new determinations on the branching ratios of the rare decays  $K^+ \rightarrow \pi^+\nu\bar{\nu}$ ,  $K_L \rightarrow \pi^0\nu\bar{\nu}$  and  $B_{s,d} \rightarrow \mu^+\mu^-$  within the SM. To this end we use for  $K^+ \rightarrow \pi^+\nu\bar{\nu}$  and  $K_L \rightarrow \pi^0\nu\bar{\nu}$  the parametric formulae derived in [55] which we recall here for completeness

$$\mathcal{B}(K^+ \rightarrow \pi^+\nu\bar{\nu})_{\text{SM}} = (8.39 \pm 0.30) \cdot 10^{-11} \cdot \left[ \frac{|V_{cb}|}{40.7 \cdot 10^{-3}} \right]^{2.8} \left[ \frac{\gamma}{73.2^\circ} \right]^{0.74}, \quad (44)$$

$$\mathcal{B}(K_L \rightarrow \pi^0\nu\bar{\nu})_{\text{SM}} = (3.36 \pm 0.05) \cdot 10^{-11} \cdot \left[ \frac{|V_{ub}|}{3.88 \cdot 10^{-3}} \right]^2 \left[ \frac{|V_{cb}|}{40.7 \cdot 10^{-3}} \right]^2 \left[ \frac{\sin(\gamma)}{\sin(73.2^\circ)} \right]^2. \quad (45)$$

For  $B_s \rightarrow \mu^+\mu^-$  we use the formula from [56], slightly modified in [2]

$$\bar{\mathcal{B}}(B_s \rightarrow \mu^+\mu^-)_{\text{SM}} = (3.65 \pm 0.06) \cdot 10^{-9} \left[ \frac{m_t(m_t)}{163.5 \text{ GeV}} \right]^{3.02} \left[ \frac{\alpha_s(M_Z)}{0.1184} \right]^{0.032} R_s \quad (46)$$

where

$$R_s = \left[ \frac{F_{B_s}}{227.7 \text{ MeV}} \right]^2 \left[ \frac{\tau_{B_s}}{1.516 \text{ ps}} \right] \left[ \frac{0.938}{r(y_s)} \right] \left[ \frac{|V_{ts}|}{41.5 \cdot 10^{-3}} \right]^2. \quad (47)$$

$S_i$	$\mathcal{B}(K^+ \rightarrow \pi^+ \nu \bar{\nu})$	$\mathcal{B}(K_L \rightarrow \pi^0 \nu \bar{\nu})$	$\overline{\mathcal{B}}(B_s \rightarrow \mu^+ \mu^-)$	$\mathcal{B}(B_d \rightarrow \mu^+ \mu^-)$
$S_1$	$7.00(71) \cdot 10^{-11}$	$2.16(25) \cdot 10^{-11}$	$3.23(24) \cdot 10^{-9}$	$0.90(8) \cdot 10^{-10}$
$S_2$	$8.93(74) \cdot 10^{-11}$	$3.06(30) \cdot 10^{-11}$	$3.85(24) \cdot 10^{-9}$	$1.08(8) \cdot 10^{-10}$

Table 4: SM predictions for rare decay branching ratios using the strategies  $S_1$  and  $S_2$ , as explained in the text.

The “bar” in (46) indicates that  $\Delta\Gamma_s$  effects [57–59] have been taken into account through

$$r(y_s) = 1 - y_s, \quad y_s \equiv \tau_{B_s} \frac{\Delta\Gamma_s}{2} = 0.062 \pm 0.005. \quad (48)$$

For  $B_d \rightarrow \mu^+ \mu^-$  one finds [56]

$$\mathcal{B}(B_d \rightarrow \mu^+ \mu^-)_{\text{SM}} = (1.06 \pm 0.02) \cdot 10^{-10} \left[ \frac{m_t(m_t)}{163.5 \text{ GeV}} \right]^{3.02} \left[ \frac{\alpha_s(M_Z)}{0.1184} \right]^{0.032} R_d \quad (49)$$

where

$$R_d = \left[ \frac{F_{B_d}}{190.5 \text{ MeV}} \right]^2 \left[ \frac{\tau_{B_d}}{1.519 \text{ ps}} \right] \left[ \frac{|V_{td}|}{8.8 \cdot 10^{-3}} \right]^2. \quad (50)$$

In Table 4 we collect the results for the four branching ratios in the SM obtained using the strategies  $S_1$  and  $S_2$  for the determination of the CKM parameters and other updated parameters collected in Table 1. We observe significant differences in these two determinations, which gives another support for the tension between  $\Delta M_{s,d}$  and  $\varepsilon_K$  in the SM, holding more generally in CMFV models.

Our results for  $B_{s,d} \rightarrow \mu^+ \mu^-$  should be compared with the results of the combined analysis of CMS and LHCb data [60]

$$\overline{\mathcal{B}}(B_s \rightarrow \mu^+ \mu^-) = (2.8_{-0.6}^{+0.7}) \cdot 10^{-9}, \quad \mathcal{B}(B_d \rightarrow \mu^+ \mu^-) = (3.9_{-1.4}^{+1.6}) \cdot 10^{-10}. \quad (51)$$

We observe that in  $S_1$  the SM prediction for  $B_s \rightarrow \mu^+ \mu^-$  is rather close to the data, while in the case of  $S_2$  it is visibly larger. The most recent result from ATLAS [61],

$$\overline{\mathcal{B}}(B_s \rightarrow \mu^+ \mu^-) = (0.9_{-0.9}^{+1.1}) \times 10^{-9}, \quad (52)$$

while not accurate, also favours a low value for  $\overline{\mathcal{B}}(B_s \rightarrow \mu^+ \mu^-)$ .

Finally, in view of the improved lattice determinations of the parameters  $\hat{B}_{B_s}$  and  $\hat{B}_{B_d}$  [3]

$$\hat{B}_{B_s} = 1.44 \pm 0.10, \quad \hat{B}_{B_d} = 1.38 \pm 0.13 \quad (53)$$

it is tempting to calculate the  $B_{s,d} \rightarrow \mu^+ \mu^-$  branching ratios by normalizing them to  $\Delta M_{s,d}$  [62]. This eliminates not only the dependence on the CKM parameters and weak decay



constants, but also reduces the dependence on  $m_t$ . Neglecting the tiny uncertainties in  $\eta_B$ ,  $\alpha_s$  and  $\tau_{B_q}$  we find the very accurate expressions

$$\overline{\mathcal{B}}(B_s \rightarrow \mu^+ \mu^-)_{\text{SM}} = (3.24 \pm 0.05) \cdot 10^{-9} \left[ \frac{1.44}{\hat{B}_{B_s}} \right] \left[ \frac{0.938}{r(y_s)} \right] \left[ \frac{m_t(m_t)}{163.5 \text{ GeV}} \right]^{1.5}, \quad (54)$$

$$\mathcal{B}(B_d \rightarrow \mu^+ \mu^-)_{\text{SM}} = (0.91 \pm 0.02) \cdot 10^{-10} \left[ \frac{1.38}{\hat{B}_{B_d}} \right] \left[ \frac{m_t(m_t)}{163.5 \text{ GeV}} \right]^{1.5}. \quad (55)$$

These expressions apply only to the SM and  $S_1$ , where the experimental values of  $\Delta M_{s,d}$  are used to determine the CKM matrix. We then find

$$\overline{\mathcal{B}}(B_s \rightarrow \mu^+ \mu^-)_{\text{SM}} = (3.24 \pm 0.20) \cdot 10^{-9}, \quad \mathcal{B}(B_d \rightarrow \mu^+ \mu^-)_{\text{SM}} = (0.91 \pm 0.08) \cdot 10^{-10}. \quad (56)$$

These results agree perfectly with the ones in Table 4. This is not surprising because in  $S_1$  the constraint from  $\Delta M_{s,d}$  has been imposed and the authors of [3] extracted the values of  $\hat{B}_{B_q}$  from their results in (3) and  $F_{B_q}$  in Table 1. The outcome of this exercise will be more illuminating once independent and more precise lattice determinations of the  $\hat{B}_{B_{s,d}}$  parameters become available. In addition, the derived formulae (54) and (55) are much simpler than the ones in (46) and (49), respectively. They allow in no time to calculate the branching ratios in question in terms of  $\hat{B}_{B_s}$ ,  $\hat{B}_{B_d}$ ,  $\Delta\Gamma_s$  and  $m_t$ .

## 4 Beyond CMFV

Our analysis of CMFV models signals the violation of flavour universality in the function  $S(v)$ , signalling the presence of new sources of flavour and CP-violation and/or new operators contributing to  $\Delta F = 2$  transitions beyond the SM  $(V - A) \otimes (V - A)$  ones.<sup>3</sup> For simplicity we will here restrict ourselves to solutions in which only SM operators are present.

A fully general and very convenient solution in this case is just to consider instead of the flavour universal function  $S(v)$  three functions

$$S_i = |S_i| e^{i\varphi_i}, \quad i = K, s, d. \quad (57)$$

It is evident that with two free parameters in each meson system it is possible to obtain an agreement with the data on  $\Delta F = 2$  observables. The simplest models of this type are models with tree-level  $Z'$  and  $Z$  exchanges analysed in detail in [64]. The flavour violating couplings in these models are complex numbers (two free parameters) and can be chosen in such a manner that any problems of CMFV models in  $\Delta F = 2$  processes are removed by

---

<sup>3</sup>In a more general formulation of MFV new operators could be present [63].

properly choosing these couplings. Effectively the observables in (1) are simply used to find these parameters or equivalently  $S_i$ . The test of these scenarios is only offered through the correlations with  $\Delta F = 1$  processes, that is rare  $K$  or  $B_{s,d}$  decays, which in these simple models involve the same couplings. The analysis in [64] then shows that when constraints from  $\Delta F = 1$  processes are taken into account it is easier to obtain an agreement with the data for  $\Delta F = 2$  processes in the case of  $Z'$  models than models with tree-level  $Z$  exchanges.

Here we would like to discuss only the models with a minimally broken  $U(2)^3$  flavour symmetry [65, 66] which are more constrained. In these models, as discussed in detail in [67], in addition to the unitary CKM matrix one has

$$S_K = r_K S_0(x_t), \quad r_K \geq 1 \quad (58)$$

and

$$|S_d| = |S_s| = r_B S_0(x_t), \quad \varphi_d = \varphi_s \equiv \varphi_{\text{new}} \quad (59)$$

with  $r_B$  being a real parameter which could be larger or smaller than unity. The important difference from the CMFV scenario is that it cannot be tested without invoking tree-level determinations of at least some elements of the CKM matrix. The main features of this scenario are:

- No correlation between the  $K$  and  $B_{s,d}$  systems, so that the tension between  $\varepsilon_K$  and  $\Delta M_{s,d}$  is absent in these models.
- However as  $r_K \geq 1$ , finding one day  $\varepsilon_K$  in the SM to be larger than the data would exclude this scenario. Presently such a situation seems rather unlikely.
- $S_d \equiv S_s$  are complex functions and  $r_B$  can be larger or smaller than unity. Consequently, through interference with the SM contributions,  $\Delta M_{s,d}$  can be suppressed or enhanced as needed.
- With the new phase  $\varphi_{\text{new}}$  and  $r_B$  not bounded from below there is more freedom than in the CMFV scenario.

However, due to the equality  $S_d = S_s$  there are two important implications that can be tested.

The first one is the CMFV relation [67]

$$\left( \frac{\Delta M_d}{\Delta M_s} \right)_{MU(2)^3} = \left( \frac{\Delta M_d}{\Delta M_s} \right)_{\text{CMFV}} = \left( \frac{\Delta M_d}{\Delta M_s} \right)_{\text{SM}} = \frac{m_{B_d}}{m_{B_s}} \frac{1}{\xi^2} \left| \frac{V_{td}}{V_{ts}} \right|^2. \quad (60)$$

from which one can obtain the ratio  $|V_{td}|/|V_{ts}|$  as done already in section 2, see (12), which can be compared with its tree-level determination. As stated before, the tree-level determination of this ratio, quoted in (13), is significantly larger, and consequently  $MU(2)^3$

models have the same difficulty here as CMFV models. Yet, a firm conclusion will only be reached after the result in (13) will be superseded by a more precise tree-level determination of the angle  $\gamma$ .

The second one is the correlation between the two CP asymmetries that results from the equality of NP phases in

$$S_{\psi K_S} = \sin(2\beta + 2\varphi_{\text{new}}), \quad S_{\psi\phi} = \sin(2|\beta_s| - 2\varphi_{\text{new}}), \quad (\text{MU}(2)^3). \quad (61)$$

As  $\beta_s$  is very small in the SM, a precise measurement of  $S_{\psi\phi}$  determines  $\varphi_{\text{new}}$ . From the measured value of  $S_{\psi K_S}$  we then obtain  $\beta$ . The latter value can be compared with the one obtained from the tree-level determination of  $|V_{ub}|/|V_{cb}|$  and either  $R_t$  or the tree-level determination of  $\gamma$ . However  $\beta$  is strongly correlated with  $|V_{ub}|/|V_{cb}|$ , with very weak dependence on  $\gamma$  and  $R_t$ . Therefore eventually (61) implies a triple correlation between [67]

$$S_{\psi K_S}, \quad S_{\psi\phi}, \quad \frac{|V_{ub}|}{|V_{cb}|}, \quad (62)$$

which provides another important test of the  $\text{MU}(2)^3$  scenario once the three observables will be known precisely.

In summary,  $\text{MU}(2)^3$  models face the new lattice data better than CMFV, but similar to the latter models have difficulties with the value of  $\gamma$  and of the ratio  $|V_{td}|/|V_{ts}|$  being significantly below their tree-level determinations.

Concerning more complicated models like the Littlest Higgs model with T-parity [68, 69] or 331 models [70], it is clear that the new lattice data has an impact on the allowed ranges of new parameters. However such a study is beyond the scope of our paper<sup>4</sup>.

## 5 Conclusions

In this paper we have determined the universal unitarity triangle (UUT) of constrained minimal flavour violation (CMFV) models. We then derived the full CKM matrix, using either the experimental value of  $\Delta M_s$  or of  $|\varepsilon_K|$  as input. The recently improved values of the hadronic matrix elements in (3) and (4) [3] have been crucial for this study. In contrast to many analyses in the literature, we avoided tree-level determinations of  $|V_{ub}|$  and  $|V_{cb}|$ .

The main messages from this analysis are as follows:

- The extracted angle  $\gamma$  in the UUT is already known precisely and is somewhat smaller than its tree-level determination. This is a direct consequence of the small value of  $\xi$  in (4). In turn the ratio  $|V_{td}|/|V_{ts}|$  also turns out to be smaller than its tree-level determination, as already pointed out in [3].

---

<sup>4</sup>For a recent analysis in the 331 models see [71].

- The precise relation between  $|V_{ub}|$  and  $|V_{cb}|$  obtained by us in (21) provides another test of CMFV. See Fig. 2.
- Requiring CMFV to reproduce the data for  $\Delta M_{s,d}$  (strategy  $S_1$ ), we find that low values of  $|V_{ub}|$  and  $|V_{cb}|$  are favoured, in agreement with their exclusive determinations. More importantly we derived an upper bound on  $|\varepsilon_K|$  that is significantly below the data.
- Requiring CMFV to reproduce the data for  $\varepsilon_K$  (strategy  $S_2$ ), we find a higher value of  $|V_{ub}|$ , still consistent with exclusive determinations, but  $|V_{cb}|$  significantly higher than in  $S_1$  and in agreement with its inclusive determination. The derived lower bounds on  $\Delta M_{s,d}$  are then significantly above the data.
- The tension between  $\varepsilon_K$  and  $\Delta M_{s,d}$  in CMFV models with either  $|\varepsilon_K|$  being too small or  $\Delta M_{s,d}$  being too large cannot be removed by varying  $S(v)$ . This would only be possible, as stressed in [34], if the values in (3) turned out to be significantly smaller and  $\xi$  larger than in (4). With the present values of these parameters, the SM performs best among all CMFV models, even if, as seen in Fig. 5, it falls short in properly describing the  $\Delta F = 2$  data.
- The inconsistency of  $\Delta M_{d,s}$  and  $\varepsilon_K$  in the SM and CMFV is also signalled by rather different predictions for rare decay branching ratios obtained using strategies  $S_1$  and  $S_2$ . See Section 3 and Table 4.
- As the correlation between  $\varepsilon_K$  and  $\Delta M_{s,d}$  is broken in models with  $U(2)^3$  flavour symmetry, these models perform better than CMFV models. Still the correlation between  $\Delta M_s$  and  $\Delta M_d$ , that is of CMFV type, predicted by these models is in conflict with the tree-level determinations already pointed out in [3] within the SM. See (12) and (13).

Our analysis of CMFV models shows that they fail to properly describe the existing data on  $\Delta F = 2$  observables simultaneously and implies thereby the presence of either new sources of flavour violation and/or new operators. Several models analysed in the literature like  $Z'$  models, 331 models, or the Littlest Higgs model with T-parity (LHT) could help in bringing the theory to agree with the data. In fact in the case of 331 models it was demonstrated recently in [71] that the tensions pointed by us here could be removed in these models. We expect that this is also the case in the LHT model, firm conclusions would however require a dedicated study.

Certainly, further improvements on the hadronic matrix elements from lattice QCD and on the tree-level determinations of  $|V_{ub}|$ ,  $|V_{cb}|$  and  $\gamma$  will sharpen the prediction for the size of required NP contributions to  $\Delta F = 2$  observables, thereby selecting models which could bring the theory to agree with experimental data. In particular finding the value of  $\gamma$  from tree-level determinations in the ballpark of  $70^\circ$  would imply the violation of the CMFV relation (60). On the other hand resolving the discrepancy between exclusive and inclusive

tree-level determinations of  $|V_{ub}|$  in favour of the latter, would indicate the presence of new CP-violating phases affecting  $S_{\psi K_S}$ . Moreover, the correlations of  $\Delta F = 2$  transitions with rare  $K$  and  $B_{s,d}$  decays and  $\varepsilon'/\varepsilon$  could eventually give us a deeper insight into the NP at short distance scales that is responsible for the anomalies indicated by the new lattice data, as reviewed in [2] and recently stressed in [54].

### Acknowledgements

We thank Aida El-Khadra and Andreas Kronfeld for many illuminating discussions and information on the progress in their lattice calculations and in particular for sharing their new results with us prior to publication. The research of AJB was fully financed and done in the context of the ERC Advanced Grant project “FLAVOUR” (267104) and was partially supported by the DFG cluster of excellence “Origin and Structure of the Universe”.

## References

- [1] G. Isidori, Y. Nir and G. Perez, *Flavor Physics Constraints for Physics Beyond the Standard Model*, *Ann.Rev.Nucl.Part.Sci.* **60** (2010) 355, [1002.0900].
- [2] A. J. Buras and J. Girrbach, *Towards the Identification of New Physics through Quark Flavour Violating Processes*, *Rept. Prog. Phys.* **77** (2014) 086201, [1306.3775].
- [3] A. Bazavov et al.,  *$B_{(s)}^0$ -mixing matrix elements from lattice QCD for the Standard Model and beyond*, 1602.03560.
- [4] S. Aoki, Y. Aoki, C. Bernard, T. Blum, G. Colangelo et al., *Review of lattice results concerning low-energy particle physics*, *Eur. Phys. J.* **C74** (2014) 2890, [1310.8555].
- [5] ETM collaboration, N. Carrasco et al., *B-physics from  $N_f = 2$  tmQCD: the Standard Model and beyond*, *JHEP* **03** (2014) 016, [1308.1851].
- [6] Y. Aoki, R. Arthur, T. Blum, P. Boyle, D. Brommel et al., *Continuum Limit of  $B_K$  from 2+1 Flavor Domain Wall QCD*, *Phys. Rev.* **D84** (2011) 014503, [1012.4178].
- [7] T. Bae, Y.-C. Jang, C. Jung, H.-J. Kim, J. Kim et al.,  *$B_K$  using HYP-smearred staggered fermions in  $N_f = 2 + 1$  unquenched QCD*, *Phys. Rev.* **D82** (2010) 114509, [1008.5179].
- [8] ETM collaboration, M. Constantinou et al.,  *$B_K$ -parameter from  $N_f = 2$  twisted mass lattice QCD*, *Phys. Rev.* **D83** (2011) 014505, [1009.5606].
- [9] G. Colangelo, S. Durr, A. Juttner, L. Lellouch, H. Leutwyler et al., *Review of lattice results concerning low energy particle physics*, *Eur. Phys. J.* **C71** (2011) 1695, [1011.4408].

- [10] J. A. Bailey, T. Bae, Y.-C. Jang, H. Jeong, C. Jung et al., *Beyond the Standard Model corrections to  $K^0 - \bar{K}^0$  mixing*, *PoS LATTICE2012* (2012) 107, [1211.1101].
- [11] S. Durr, Z. Fodor, C. Hoelbling, S. Katz, S. Krieg et al., *Precision computation of the kaon bag parameter*, *Phys. Lett.* **B705** (2011) 477–481, [1106.3230].
- [12] A. Vladikas, *FLAG: Lattice QCD Tests of the Standard Model and Foretaste for Beyond*, *PoS FPCP2015* (2015) 016, [1509.01155].
- [13] B. D. Gaiser, T. Tsao and M. B. Wise, *Parameters of the six quark model*, *Annals Phys.* **132** (1981) 66.
- [14] A. J. Buras and J.-M. Gérard, *1/N Expansion for Kaons*, *Nucl. Phys.* **B264** (1986) 371.
- [15] J.-M. Gérard, *An upper bound on the Kaon B-parameter and  $\text{Re}(\epsilon_K)$* , *JHEP* **1102** (2011) 075, [1012.2026].
- [16] A. J. Buras, J.-M. Gérard and W. A. Bardeen, *Large N Approach to Kaon Decays and Mixing 28 Years Later:  $\Delta I = 1/2$  Rule,  $\hat{B}_K$  and  $\Delta M_K$* , *Eur. Phys. J.* **C74** (2014) 2871, [1401.1385].
- [17] A. J. Buras, D. Guadagnoli and G. Isidori, *On  $\epsilon_K$  beyond lowest order in the Operator Product Expansion*, *Phys. Lett.* **B688** (2010) 309–313, [1002.3612].
- [18] J. Brod and M. Gorbahn, *Next-to-Next-to-Leading-Order Charm-Quark Contribution to the CP Violation Parameter  $\epsilon_K$  and  $\Delta M_K$* , *Phys. Rev. Lett.* **108** (2012) 121801, [1108.2036].
- [19] LHCb COLLABORATION collaboration, *Measurement of the CKM angle  $\gamma$  from a combination of  $B \rightarrow DK$  analyses*, Tech. Rep. LHCb-CONF-2016-001. CERN-LHCb-CONF-2016-001, CERN, Geneva, Mar, 2016.
- [20] R. Fleischer and R. Knegjens, *In Pursuit of New Physics with  $B_s^0 \rightarrow K^+ K^-$* , *Eur. Phys. J.* **C71** (2011) 1532, [1011.1096].
- [21] LHCb collaboration, R. Aaij et al., *Determination of  $\gamma$  and  $2\beta_s$  from charmless two-body decays of beauty mesons*, *Phys. Lett.* **B741** (2015) 1–11, [1408.4368].
- [22] T. Goto, N. Kitazawa, Y. Okada and M. Tanaka, *Model independent analysis of  $B\bar{B}$  mixing and CP violation in B decays*, *Phys. Rev.* **D53** (1996) 6662–6665, [hep-ph/9506311].
- [23] A. J. Buras, P. Gambino, M. Gorbahn, S. Jager and L. Silvestrini, *Universal unitarity triangle and physics beyond the standard model*, *Phys. Lett.* **B500** (2001) 161–167, [hep-ph/0007085].

- [24] A. J. Buras, *Minimal flavor violation*, *Acta Phys. Polon.* **B34** (2003) 5615–5668, [hep-ph/0310208].
- [25] M. Blanke, A. J. Buras, D. Guadagnoli and C. Tarantino, *Minimal Flavour Violation Waiting for Precise Measurements of  $\Delta M_s$ ,  $S_{\psi\phi}$ ,  $A_{SL}^s$ ,  $|V_{ub}|$ ,  $\gamma$  and  $B_{s,d}^0 \rightarrow \mu^+\mu^-$* , *JHEP* **10** (2006) 003, [hep-ph/0604057].
- [26] M. Blanke and A. J. Buras, *Lower bounds on  $\Delta M_{s,d}$  from constrained minimal flavour violation*, *JHEP* **0705** (2007) 061, [hep-ph/0610037].
- [27] A. J. Buras, M. V. Carlucci, L. Merlo and E. Stamou, *Phenomenology of a Gauged  $SU(3)^3$  Flavour Model*, *JHEP* **1203** (2012) 088, [1112.4477].
- [28] A. J. Buras and J. Girrbach, *BSM models facing the recent LHCb data: A First look*, *Acta Phys. Polon.* **B43** (2012) 1427, [1204.5064].
- [29] E. Lunghi and A. Soni, *Possible Indications of New Physics in  $B_d$ -mixing and in  $\sin(2\beta)$  Determinations*, *Phys. Lett.* **B666** (2008) 162–165, [0803.4340].
- [30] A. J. Buras and D. Guadagnoli, *Correlations among new CP violating effects in  $\Delta F = 2$  observables*, *Phys. Rev.* **D78** (2008) 033005, [0805.3887].
- [31] UTFIT collaboration, M. Bona et al., *An Improved Standard Model Prediction Of  $BR(B \rightarrow \tau\nu)$  And Its Implications For New Physics*, *Phys. Lett.* **B687** (2010) 61–69, [0908.3470].
- [32] A. Lenz, U. Nierste, J. Charles, S. Descotes-Genon, A. Jantsch et al., *Anatomy of New Physics in  $B - \bar{B}$  mixing*, *Phys. Rev.* **D83** (2011) 036004, [1008.1593].
- [33] E. Lunghi and A. Soni, *Possible evidence for the breakdown of the CKM-paradigm of CP-violation*, *Phys. Lett.* **B697** (2011) 323–328, [1010.6069].
- [34] A. J. Buras and J. Girrbach, *Stringent Tests of Constrained Minimal Flavour Violation through  $\Delta F = 2$  Transitions*, *Eur. Phys. J.* **C9** (73) 2013, [1304.6835].
- [35] A. J. Buras, M. Jamin and P. H. Weisz, *Leading and next-to-leading QCD corrections to  $\varepsilon$  parameter and  $B^0 - \bar{B}^0$  mixing in the presence of a heavy top quark*, *Nucl. Phys.* **B347** (1990) 491–536.
- [36] PARTICLE DATA GROUP collaboration, K. Olive et al., *Review of Particle Physics*, *Chin. Phys.* **C38** (2014) 090001.
- [37] HEAVY FLAVOR AVERAGING GROUP (HFAG) collaboration, Y. Amhis et al., *Averages of  $b$ -hadron,  $c$ -hadron, and  $\tau$ -lepton properties as of summer 2014*, 1412.7515.
- [38] J. L. Rosner, S. Stone and R. S. Van de Water, *Leptonic Decays of Charged Pseudoscalar Mesons - 2015*, 1509.02220.

- [39] J. Brod and M. Gorbahn,  $\epsilon_K$  at Next-to-Next-to-Leading Order: The Charm-Top-Quark Contribution, *Phys. Rev.* **D82** (2010) 094026, [1007.0684].
- [40] J. Urban, F. Krauss, U. Jentschura and G. Soff, Next-to-leading order QCD corrections for the  $B^0 - \bar{B}^0$  mixing with an extended Higgs sector, *Nucl. Phys.* **B523** (1998) 40–58, [hep-ph/9710245].
- [41] J. Charles et al., Current status of the Standard Model CKM fit and constraints on  $\Delta F = 2$  New Physics, *Phys. Rev.* **D91** (2015) 073007, [1501.05013].
- [42] UTFIT collaboration, M. Bona et al., The Unitarity Triangle Fit in the Standard Model and Hadronic Parameters from Lattice QCD: A Reappraisal after the Measurements of  $\Delta m(s)$  and  $BR(B \rightarrow \tau\nu_\tau)$ , *JHEP* **0610** (2006) 081, [hep-ph/0606167].
- [43] C. DeTar, *LQCD: Flavor Physics and Spectroscopy*, 1511.06884.
- [44] MILC collaboration, J. A. Bailey et al.,  $BD$  form factors at nonzero recoil and  $|V_{cb}|$  from 2+1-flavor lattice QCD, *Phys. Rev.* **D92** (2015) 034506, [1503.07237].
- [45] FERMILAB LATTICE, MILC collaboration, J. A. Bailey et al.,  $|V_{ub}|$  from  $B \rightarrow \pi\ell\nu$  decays and (2+1)-flavor lattice QCD, *Phys. Rev.* **D92** (2015) 014024, [1503.07839].
- [46] BELLE collaboration, R. Glattauer et al., Measurement of the decay  $B \rightarrow D\ell\nu_\ell$  in fully reconstructed events and determination of the Cabibbo-Kobayashi-Maskawa matrix element  $|V_{cb}|$ , *Phys. Rev.* **D93** (2016) 032006, [1510.03657].
- [47] LHCb collaboration, R. Aaij et al., Determination of the quark coupling strength  $|V_{ub}|$  using baryonic decays, *Nature Phys.* **11** (2015) 743–747, [1504.01568].
- [48] A. Alberti, P. Gambino, K. J. Healey and S. Nandi, Precision Determination of the Cabibbo-Kobayashi-Maskawa Element  $V_{cb}$ , *Phys. Rev. Lett.* **114** (2015) 061802, [1411.6560].
- [49] P. Gambino, K. J. Healey and C. Mondino, *NNVub: a Neural Network Approach to  $B \rightarrow X_u\ell\nu$* , 1604.07598.
- [50] D. Du, A. X. El-Khadra, S. Gottlieb, A. S. Kronfeld, J. Laiho, E. Lunghi et al., Phenomenology of Semileptonic  $B$ -Meson Decays with Form Factors from Lattice QCD, 1510.02349.
- [51] RBC, UKQCD collaboration, Z. Bai et al., Standard Model Prediction for Direct CP Violation in  $K$  Decay, *Phys. Rev. Lett.* **115** (2015) 212001, [1505.07863].
- [52] A. J. Buras, M. Gorbahn, S. Jäger and M. Jamin, Improved anatomy of  $\epsilon'/\epsilon$  in the Standard Model, *JHEP* **11** (2015) 202, [1507.06345].



- [53] A. J. Buras and J.-M. Gerard, *Upper Bounds on  $\varepsilon'/\varepsilon$  Parameters  $B_6^{(1/2)}$  and  $B_8^{(3/2)}$  from Large  $N$  QCD and other News*, *JHEP* **12** (2015) 008, [1507.06326].
- [54] A. J. Buras, *New physics patterns in  $\varepsilon'/\varepsilon$  and  $\varepsilon_K$  with implications for rare kaon decays and  $\Delta M_K$* , *JHEP* **04** (2016) 071, [1601.00005].
- [55] A. J. Buras, D. Buttazzo, J. Girrbach-Noe and R. Knegjens,  *$K^+ \rightarrow \pi^+ \nu \bar{\nu}$  and  $K_L \rightarrow \pi^0 \nu \bar{\nu}$  in the Standard Model: status and perspectives*, *JHEP* **11** (2015) 033, [1503.02693].
- [56] C. Bobeth, M. Gorbahn, T. Hermann, M. Misiak, E. Stamou et al.,  *$B_{s,d} \rightarrow \ell^+ \ell^-$  in the Standard Model with Reduced Theoretical Uncertainty*, *Phys. Rev. Lett.* **112** (2014) 101801, [1311.0903].
- [57] S. Descotes-Genon, J. Matias and J. Virto, *An analysis of  $B_{d,s}$  mixing angles in presence of New Physics and an update of  $B_s \rightarrow K^{0*} \bar{K}^{0*}$* , *Phys. Rev.* **D85** (2012) 034010, [1111.4882].
- [58] K. De Bruyn, R. Fleischer, R. Knegjens, P. Koppenburg, M. Merk et al., *Branching Ratio Measurements of  $B_s$  Decays*, *Phys. Rev.* **D86** (2012) 014027, [1204.1735].
- [59] K. De Bruyn, R. Fleischer, R. Knegjens, P. Koppenburg, M. Merk et al., *Probing New Physics via the  $B_s^0 \rightarrow \mu^+ \mu^-$  Effective Lifetime*, *Phys. Rev. Lett.* **109** (2012) 041801, [1204.1737].
- [60] LHCb, CMS collaboration, V. Khachatryan et al., *Observation of the rare  $B_s^0 \rightarrow \mu^+ \mu^-$  decay from the combined analysis of CMS and LHCb data*, *Nature* **522** (2015) 68–72, [1411.4413].
- [61] ATLAS collaboration, M. Aaboud et al., *Study of the rare decays of  $B_s^0$  and  $B^0$  into muon pairs from data collected during the LHC Run 1 with the ATLAS detector*, 1604.04263.
- [62] A. J. Buras, *Relations between  $\Delta M_{s,d}$  and  $B_{s,d} \rightarrow \mu^+ \mu^-$  in models with minimal flavour violation*, *Phys. Lett.* **B566** (2003) 115–119, [hep-ph/0303060].
- [63] G. D’Ambrosio, G. F. Giudice, G. Isidori and A. Strumia, *Minimal flavour violation: An effective field theory approach*, *Nucl. Phys.* **B645** (2002) 155–187, [hep-ph/0207036].
- [64] A. J. Buras, F. De Fazio and J. Girrbach, *The Anatomy of  $Z'$  and  $Z$  with Flavour Changing Neutral Currents in the Flavour Precision Era*, *JHEP* **1302** (2013) 116, [1211.1896].
- [65] R. Barbieri, G. Isidori, J. Jones-Perez, P. Lodone and D. M. Straub,  *$U(2)$  and Minimal Flavour Violation in Supersymmetry*, *Eur. Phys. J.* **C71** (2011) 1725, [1105.2296].

- [66] R. Barbieri, D. Buttazzo, F. Sala and D. M. Straub, *Flavour physics from an approximate  $U(2)^3$  symmetry*, *JHEP* **1207** (2012) 181, [1203.4218].
- [67] A. J. Buras and J. Girrbach, *On the Correlations between Flavour Observables in Minimal  $U(2)^3$  Models*, *JHEP* **1301** (2013) 007, [1206.3878].
- [68] M. Blanke et al., *Particle antiparticle mixing,  $\varepsilon_K$ ,  $\Delta\Gamma_q$ ,  $A_{SL}^q$ ,  $A_{CP}(B_d \rightarrow \psi K_S)$ ,  $A_{CP}(B_s \rightarrow \psi\phi)$  and  $B \rightarrow X_{s,d}\gamma$  in the Littlest Higgs model with  $T$ -parity*, *JHEP* **12** (2006) 003, [hep-ph/0605214].
- [69] M. Blanke, A. J. Buras and S. Recksiegel, *Quark flavour observables in the Littlest Higgs model with  $T$ -parity after LHC Run 1*, *Eur. Phys. J.* **C76** (2016) 182, [1507.06316].
- [70] A. J. Buras and F. De Fazio,  *$\varepsilon'/\varepsilon$  in 331 Models*, *JHEP* **03** (2016) 010, [1512.02869].
- [71] A. J. Buras and F. De Fazio, *331 Models Facing the Tensions in  $\Delta F = 2$  Processes with the Impact on  $\varepsilon'/\varepsilon$ ,  $B_s \rightarrow \mu^+\mu^-$  and  $B \rightarrow K^*\mu^+\mu^-$* , 1604.02344.