

Universal wavenumber selection laws in apical growth

Ryan Goh,¹ Rajendra Beekie,¹ Daniel Matthias,² Joshua Nunley,³ and Arnd Scheel¹

¹*School of Mathematics, University of Minnesota, Minneapolis, MN 55455*

²*Department of Applied Mathematics, University of Colorado, Boulder, CO 80305*

³*Department of Mathematica Sciences, University of Arkansas, Fayetteville, AR 72701*

(Dated: March 4, 2024)

We study pattern-forming dissipative systems in growing domains. We characterize classes of boundary conditions that allow for defect-free growth and derive universal scaling laws for the wavenumber in the bulk of the domain. Scalings are based on a description of striped patterns in semi-bounded domains via strain-displacement relations. We compare predictions with direct simulations in the Swift-Hohenberg, the Complex Ginzburg-Landau, the Cahn-Hilliard, and reaction-diffusion equations.

PACS numbers: 89.75.Kd, 02.30.Oz, 68.03.Kn

Pattern-forming systems such as fluid convection problems, reaction-diffusion systems near Turing instabilities, diblock copolymers, or phase separation problems often exhibit striped phases, that is, stable or metastable periodic structures with wavenumbers in an admissible band $k \in (k_-, k_+)$. In large aspect-ratio systems, one typically sees a mixture of patches evolve from random initial conditions with different wavenumbers, that may be separated by defects or mix slowly via diffusive repair [1, 2]. On the other hand, it has long been known that growth processes tend to select specific wavenumbers k_{gr} from the admissible band, leading to perfect, defect-free periodic structures [3–7]. Such growth of periodic structures is fairly well understood when patterns grow by spreading into an unstable state [8, 9], in the wake of a free invasion front with speed c_{free} . Here, we are interested in situations when growth is externally imposed. We therefore consider systems on time-depending domains $x \in [-L(t), L(t)]$, or with a parameter $\mu(x, t)$ that drives pattern formation in $[-L(t), L(t)]$.

For growth speeds $L'(t) \equiv c \gg 1$, one often observes a spatially homogeneous equilibrium state near the boundary that is subsequently invaded by a pattern-forming front with speed c_{free} . For $L'(t) \equiv c \lesssim c_{\text{free}}$, the patterns selected are close to patterns selected by the free invasion front [10, 11]. Our aim here is to derive asymptotic expressions for the selected wavenumber $k = k(c)$ when $c \ll 1$, applicable to a variety of pattern-forming systems.

The Swift-Hohenberg equation

$$u_t = -(\partial_{xx} + 1)^2 u + \mu u - u^3, \quad (1)$$

is a prototypical example for the formation of striped patterns. For fixed μ , there exists a family of periodic, even solutions, parameterized by the wavenumber, $u_{\text{st}}(kx; k)$, $u_{\text{st}}(\xi + 2\pi; k) = u_{\text{st}}(\xi; k) = u_{\text{st}}(-\xi; k)$. We consider (1) with “free” boundary conditions

$$u_{xx} + u = (u_{xx} + u)_x = 0, \quad (2)$$

induced by the L^2 -gradient flow to the free energy

$$E(u) = \int \left((u_{xx} + u)^2 - \mu u^2 + \frac{1}{2} u^4 \right) dx. \quad (3)$$

Direct simulations in a growing domain show a dependence of the wavenumber in the bulk of the domain on the speed of growth. For slow speeds, the dynamics near the edge are governed by long transients where patterns “lock” to the boundary, separated by sudden snapping where the phase at the boundary jumps (Fig. 1). Neglecting the effect of the second, far-away boundary,

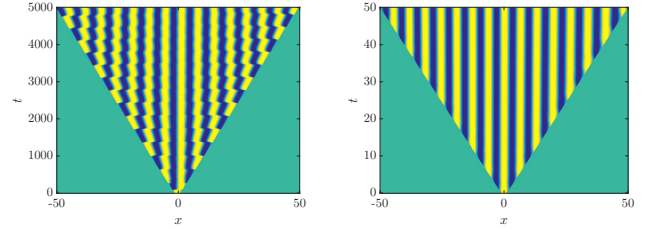


FIG. 1. Apical growth in SH (1) with $\mu = 1.5$, $c = 0.01$ (left, $k \sim 0.928$) and $c = 1$ (right, $k \sim 0.981$).

we consider (1) on $x \in (-ct, \infty)$. Seeking to perturb from $c = 0$, we start with the description of “boundary layer” type equilibria of (1) on the half line $x \in (0, \infty)$ that satisfy boundary conditions and that are asymptotic to periodic solutions. Such equilibria arise as intersections of the 2d-subspace in 4d-phase space $(u, u_x, u_{xx}, u_{xxx})$ that satisfies the boundary conditions, with the 3d-stable manifold of periodic solutions. One therefore expects equilibria to occur in one-parameter families $u_*(x; \tau)$,

$$\lim_{x \rightarrow \infty} |u_*(x; \tau) - u_{\text{st}}(k(\tau)x - \varphi(\tau)); k(\tau)| = 0.$$

Following boundary layers in the parameter τ , one notices, far away from the boundary, variations in wavenumber (strain) and an effective phase shift (displacement) relative to the boundary (Fig. 2). We therefore refer to the curves $k(\tau), \varphi(\tau)$ as strain-displacement

(SD) relations [12]. SD relations can be computed explicitly at small amplitudes, exploiting integrability of amplitude equations, and numerically at finite amplitude using numerical continuation [12]. For μ not too

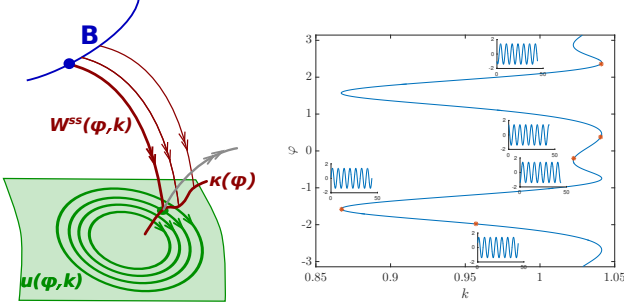


FIG. 2. Schematic illustration of the shooting problem, connecting boundary conditions to periodic orbits (left); strain-displacement curve of (1) with free b.c. and $\mu = 1.5$, select boundary layer profiles as insets in the figure (right).

large, SD-relations turn out to be wavenumber selecting, $k = K(\varphi) \in (k_-, k_+)$, within the Eckhaus-stable band. At minima and maxima of K , boundary layers undergo a saddle-node bifurcation and branches with $K' > 0$ are stable. Equilibria in bounded domains can be readily constructed from displacement-strain relations by imposing a simple phase- and wavenumber matching in the center of the domain with exponentially small corrections from the boundary layers. Restricting, for simplicity, to even solutions, we may impose Neumann boundary conditions at $x = 0$, which gives

$$K(\varphi)L = \varphi \mod 2\pi. \quad (4)$$

The wavenumber-selecting SD-relations associated with free boundary conditions then yields a snaking bifurcation diagram in the domain size L (Fig. 3). Adiabatic

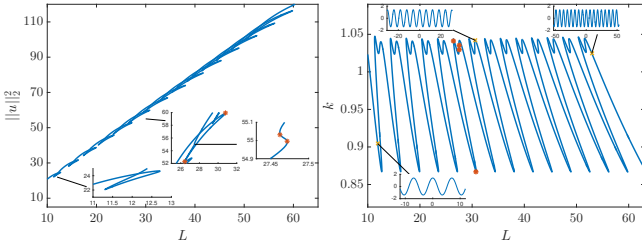


FIG. 3. Equilibria of (1) continued in the domain size L , with select saddle-nodes marked as orange stars; saddle-nodes approach extrema of K (5).

growth, that is, letting the system relax to equilibrium each time after increasing the domain size, induces snapping as observed in Fig. 1 near the turning point values k_{tp} . These can be computed from phase matching (4) solving $d\varphi/dL = 0$, which gives $K'(\varphi) = K(\varphi)/\varphi = 1/L$,

and for large L

$$k_{tp} = K(\varphi_{\min}) + \frac{1}{4K_2}L^{-2} + \dots, \quad (5)$$

where we used an expansion $K(\varphi) = K(\varphi_{\min}) + K_2(\varphi - \varphi_{\min})^2 + \dots$. Implementing adiabatic growth numerically or experimentally therefore allows one to directly measure $K(\varphi)$ on stable branches of SD-relations. Growth at constant speed is however non-adiabatic, since the relaxation to equilibrium is diffusive in large domains, eventually slower than the linear growth.

Based on SD relations, we now derive an asymptotic formula for $k(c)$ in the case of constant rate growth $c = L'(t)$. Since patterns during the growth process are well approximated by boundary layers near the minimum $\varphi \sim \varphi_{\min}$, leading-order expansions can be derived from a phase-diffusion approximation with effective diffusivity d_{eff} evaluated at $k_{\min} = K(\varphi_{\min})$,

$$\begin{cases} \vartheta_t = d_{\text{eff}}\vartheta_{xx} - c\vartheta_x, & x > 0; \\ \vartheta_x = K(\vartheta), & x = 0, \end{cases} \quad (6)$$

where effective boundary conditions are induced by the strain-displacement relation [13]. The growth process is described by time-periodic solutions to (6) with linear asymptotics, $\vartheta(t, x) = \vartheta(t + \frac{2\pi}{\omega}, x)$, $\vartheta(t, x) \sim kx$ for $x \rightarrow \infty$, $\omega = ck$. Substituting $\vartheta = \theta + kx - \omega t$ gives

$$\begin{cases} \theta_t = d_{\text{eff}}\theta_{xx} - c\theta_x, & x > 0; \\ \theta_x = K(\theta - \omega t) - k, & x = 0. \end{cases} \quad (7)$$

Requiring pinning of the phase at the boundary except at snapping points implies $\theta - \omega t \equiv \theta_{\min} \mod 2\pi$ at the boundary. Neglecting the higher-order term $c\theta_x$ yields

$$\begin{cases} \theta_t = d_{\text{eff}}\theta_{xx}, & x > 0; \\ \theta = \omega t + \theta_{\min} \mod 2\pi, & x = 0, \end{cases} \quad (8)$$

with explicit, leading-order outer solution

$$\theta_{\text{out}}(t, x) = \theta_{\min} + \sum_{\ell \neq 0} (-1)^\ell (i\ell)^{-1} e^{i\ell\omega t - \sqrt{i\ell\omega/d_{\text{eff}}}} x,$$

where we used the branch cut $\text{Re}(\sqrt{i\ell\omega/d_{\text{eff}}}) > 0$. Substituting into the boundary conditions of (7) shows that the approximation by θ_{out} holds until snapping, when $\partial_x \theta_{\text{out}}(t_{\text{snap}}, 0) = k_{\min} - k$. For periodicity, we require $t_{\text{snap}} = 2\pi/(ck)$, and obtain

$$k - k_{\min} = -\partial_x \theta_{\text{out}}\left(\frac{2\pi}{ck}, 0\right) \sim -\zeta\left(\frac{1}{2}\right)\sqrt{2}c_{\text{pe}}^{1/2}, \quad (9)$$

where ζ is the Riemann ζ -function, $\zeta(\frac{1}{2}) \sim -1.460$, and $c_{\text{pe}} = ck_{\min}/d_{\text{eff}}$ is a non-dimensionalized speed similar to a Péclet number. The ζ -function arises through the limit $\text{Re}\{\lim_{t \nearrow (2\pi/ck)} \partial_x \theta_{\text{out}}(t, 0)\}$ which is obtained from the analytic continuation to $s = 1/2$ of the polylogarithms

$L_s(z) = \sum_{n=1}^{\infty} \frac{(z)^n}{(n)^s}$ as z approaches 1 along the unit-circle counter-clockwise. The next order of the expansion is determined by the passage through the minimum of K . Expanding $K(\theta) = k_{\min} + K_2\theta^2 + \dots$, we find

$$\begin{cases} \theta_t = d_{\text{eff}}\theta_{xx}, & x > 0; \\ \theta_x = K_2\theta^2 - \partial_{tx}\theta_{\text{out}}|_{t=2\pi/c_k} \cdot t, & x = 0, \end{cases} \quad (10)$$

for the next order. Scaling yields a Riccati-type flux,

$$\begin{cases} \tilde{\theta}_\tau = \tilde{\theta}_{yy}, & y > 0; \\ \tilde{\theta}_y = \tilde{\theta}^2 + \tau, & y = 0. \end{cases} \quad (11)$$

Unlike the analysis of a slow passage through a saddle-node, where the blowup time in the Riccati equations uniquely determines the bifurcation delay, solutions with $\theta|_{x=0} \sim \sqrt{-\tau}$ for $\tau \rightarrow -\infty$ here come in a one-parameter family. Solutions in this family exhibit boundary blowup at times $\tau_{\text{sn}} \in (2, 7)$. Compatibility with the periodicity $\omega = ck$ then gives the expansion

$$k(c) = k_{\min} + k_{1/2}c_{\text{pe}}^{1/2} + k_{3/4}c_{\text{pe}}^{3/4} + \dots, \quad (12)$$

$$k_{1/2} = -2^{1/2}\zeta(1/2), \quad k_{3/4} = -2^{1/4}|\zeta(-1/2)|^{1/2}\tau_{\text{sn}}K_2^{-1/2}.$$

The snapping itself is described by a global heteroclinic orbit connecting $\theta(x) \equiv \theta_{\min}$ to $\theta(x) = \theta_{\min} - 2\pi$ in (7) with $c = 0$. Converting the heat equation into a boundary integral equation,

$$\theta(t) = \int_0^t (\pi(t-s))^{-\frac{1}{2}} (K(\theta(s)) - k_{\min} - \theta_0(s)) ds,$$

where θ_0 accounts for initial conditions, one finds a fractional differential equation with saddle-node equilibrium θ_{\min} . Exploiting monotonicity and asymptotics near the saddle-node [14], one can readily establish the existence of such a heteroclinic in this case of the phase-diffusion equation. We emphasize however that the global heteroclinic solution is not universally described by the phase-diffusion approximation since it occurs on an $O(1)$ time-scale. Indeed, we observed in the Complex Ginzburg-Landau equation that snapping events may at times involve nucleation of defects.

Note that the transition from stationary boundary layers, $c = 0$, to periodic nucleation with large period $\sim 1/c$ cannot be viewed as a saddle-node bifurcation on a limit cycle which would in fact predict $T \sim 1/\sqrt{c}$.

We corroborated the asymptotics (12) numerically (Fig. 4), converting (7) into a boundary integral equation

$$D_{c,k}\theta = K(\theta - \omega t) - k, \quad (13)$$

with pseudo-differential operator $D_{c,k}$ defined by its Fourier multiplier $\hat{D}_{c,k}(\ell) = (1 - \sqrt{1 - 4d_{\text{eff}}ick\ell})/2d_{\text{eff}}$. Adding a phase condition $\oint \theta = 0$ with associated Lagrange multiplier k , we used pseudo-arclength continuation to continue periodic solutions in c down to $c = 10^{-5}$,

using 2^{17} Fourier modes for various SD-relations. Boundary profiles show the characteristic snapping behavior. Extrapolating a plot of k vs $\sqrt{c_{\text{pe}}}$ gives intercept k_{\min} and slope $k_{1/2} \approx 2.0653$ within 10^{-2} accuracy. We fitted the next-order coefficient to values $\tau_{\text{sn}} \in [2, 7]$ in good agreement with direct computations of the blowup times in (11) and obtained improved approximations of the asymptotic expansions.

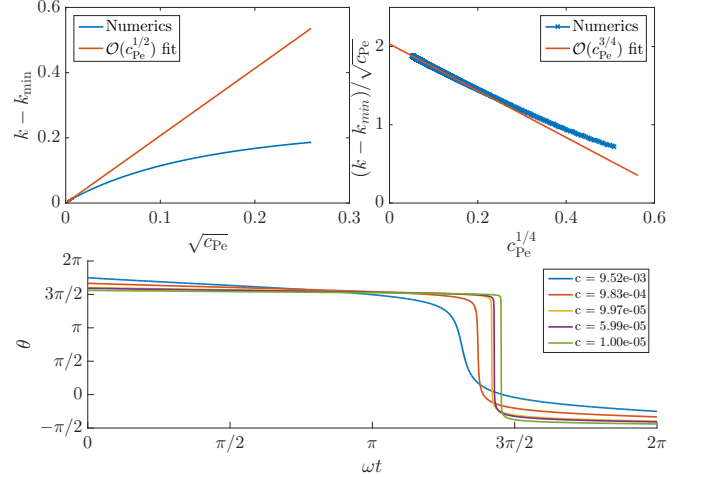


FIG. 4. Asymptotically linear relation of $k - k_{\min}$ vs $\sqrt{c_{\text{pe}}}$ with slope $\sqrt{2}\zeta(1/2)$ (top left); plot exhibiting $1/4$ exponent in corrections (top right); sample plots of $\theta(t, 0)$ for range of c values (bottom); $K(\theta) = 1 + 0.3\sin(\theta)$, $d_{\text{eff}} = 1$.

Since the leading-order expansions can be derived from slow variations near a phase $\theta = \theta_{\min}$, one expects the asymptotics to be universally valid. We tested our predictions in several pattern-forming systems. We first considered the Swift-Hohenberg equation (1) with free boundary conditions and $\mu = 1.5$. In order to obtain predictions from (12), we computed strain-displacement relations and effective diffusivities numerically [12]. Fig. 5 compares asymptotics and data from direct simulations [15]. We note that $k_{\min} < k_{\text{zz}}$, the zigzag boundary, that is, patterns formed in slow growth processes are stretched relative to the energy-minimizing equilibrium strain. We also compared results for the Complex Ginzburg-Landau equation (Fig. (5)),

$$\begin{cases} A_t = A_{xx} + A - A|A|^2, & x > 0; \\ A_x = \mu_k iA + \mu_0, & x = 0. \end{cases} \quad (14)$$

SD-relations can be computed explicitly since the steady-state equation $0 = A_{xx} + A - A|A|^2$ is integrable [12].

Instead of imposing boundary conditions at $x = -ct$, one can also envision situations when a parameter $\mu = \mu(x+ct)$ allows for periodic patterns when $\xi = x+ct > 0$, large, but possesses a trivial stable state when $\xi < 0$. We explored such situations in (1) and in an activator-

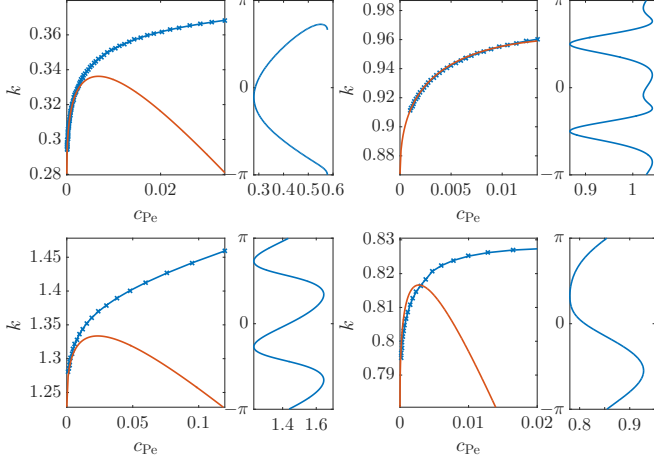


FIG. 5. Measured (blue crosses) vs predicted speeds (orange line) with associated strain-displacement relations for (top left to bottom right) CGL (14), ($\mu_k = 0.4, \mu_0 = 0.1, d_{\text{eff}} \approx 0.830$), SH (1) ($\mu = 1.5, d_{\text{eff}} \approx 3.531$), RD (15) ($\mu_0 = 0.95, d_u = 0.1, d_v = 2, \gamma = 0.2, d_{\text{eff}} \approx 0.872$), and CH (16) ($\mu_k = 0.6, \mu_\theta = 0.15, \mu_2 = 0.2, d_{\text{eff}} \approx 0.8275$). Errors in the leading order coefficient $k_{1/2} = -\sqrt{2}\zeta(1/2)$ are 0.0061, -0.0033 , 0.0914, and -0.1970 respectively.

inhibitor reaction-diffusion system

$$\begin{cases} u_t = d_u u_{xx} + \mu(x - ct)u - u^3 - v \\ v_t = d_v v_{xx} + u - \gamma v, \quad x \in \mathbb{R}, \end{cases} \quad (15)$$

where $\mu(\xi) = \pm\mu_0$ for $\xi \gtrless 0$. The convergence to a trivial state as $\xi \rightarrow -\infty$ imposes an effective boundary condition on patterns in $\xi > 0$, for which one can compute SD-relations at $c = 0$. For $|\mu_0|$ not too large, SD-relations select wavenumbers and one encounters similar asymptotics for small speeds c (Fig. 5). Our last example is the (integrated) Cahn-Hilliard equation

$$\begin{cases} \theta_t = -(\theta_{xxx} + \theta_x - \theta_x^3)_x, & x > 0; \\ \theta_x = \mu_k + \mu_\theta \sin(\theta), \quad \theta_{xx} = \mu_2, & x = 0, \end{cases} \quad (16)$$

Again, SD-relations can be computed explicitly and are wavenumber selecting for a large class of parameters μ_k, μ_θ, μ_2 (Fig 5). We note that our study here is confined to wavenumber-selecting SD-relations. Decreasing μ_k in CH, one can explore limitations: SD-relations touch the Eckhaus boundary and one observes nucleation of kink defects.

In the phase-diffusion approximation, for large speeds, one can neglect diffusion to find $\vartheta_t = c\vartheta_x$, reducing the problem on the boundary to an ODE with wavenumber given as the harmonic average of K ,

$$\vartheta_t = cK(\vartheta), \quad k_h = \left(\int K(\vartheta)^{-1} d\vartheta \right)^{-1}.$$

At next order, one finds $k(c) = k_h - k_2 c^{-2}$, $k_2 = f((K')^2/K)(fK^{-2})^{-2}$. Those asymptotics are not universal since the modulation approximation breaks

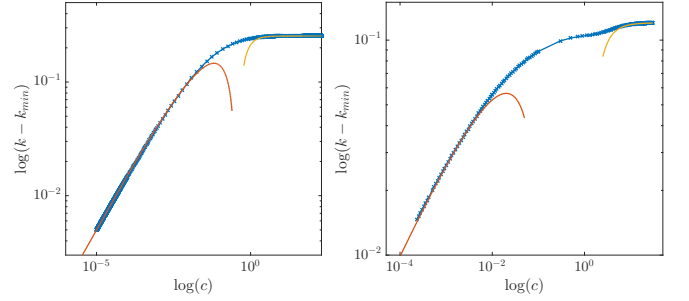


FIG. 6. Selected wavenumbers plotted on a log scale for small and large speeds in phase-diffusion (6), $K(\theta) = 1 + 0.3 \sin(\theta)$, and in CGL (14). Blue curves show direct simulations, orange and gold curves show small and large speed predictions.

down at intermediate speeds. Nevertheless, similar asymptotics in CGL (14), give $k = \mu_k + \mu_0^2 \mu_k^{-5} (\frac{7}{2} \mu_0^2 - 2\mu_k^2 + 2\mu_k^4) c^{-2} \sim 0.4 - 0.228c^{-2}$ for $\mu_k = 0.4, \mu_0 = 0.1$; see Fig. 6 for comparisons.

Summarizing, we derived asymptotics for the wavenumber selected in the bulk of pattern forming systems through apical growth at uniform rate. The predictions are based on SD-relations, which characterize patterns in fixed, semi-infinite domains. Defect-free growth is possible for wavenumber selecting SD relations, where k_{\min} lies within the Eckhaus-stable band. We obtained good comparison between predictions and direct numerical simulations in a variety of pattern-forming systems, including a reaction-diffusion system, the Swift-Hohenberg, Cahn-Hilliard, and Complex Ginzburg-Landau equations. SD-relations can be measured directly in experiments when growth is adiabatic. We therefore envision that our predictions would compare well with experiments such as Bénard convection. Our approach should also give quantitative predictions for the distortion of higher-dimensional patterns, such as hexagonal lattices created in apical growth.

ACKNOWLEDGMENTS

The authors acknowledge partial support from NSF-DMS-1311740, NSF-GFRP-00006595, and a UMN DDF.

- [1] P. Collet, J.-P. Eckmann, and H. Epstein, *Helv. Phys. Acta* **65**, 56 (1992).
- [2] T. Gallay and A. Mielke, *Comm. Math. Phys.* **199**, 71 (1998).
- [3] E. Crampin, E. Gaffney, and P. Maini, *Bulletin of Mathematical Biology* **61**, 1093 (1999).
- [4] M. P. Gelfand and R. M. Bradley, *Phys. Rev. B* **86**, 121406 (2012).
- [5] M. F. Pennybacker, P. D. Shipman, and A. C. Newell, *Physica D: Nonlinear Phenomena* **306**, 48 (2015).
- [6] Wilczek, M., Tewes, W. B.H., Gurevich, S. V.,

- Köpf, M. H., Chi, L. F., and Thiele, U., *Math. Model. Nat. Phenom.* **10**, 44 (2015).
- [7] E. M. Foard and A. J. Wagner, *Phys. Rev. E* **85**, 011501 (2012).
- [8] G. Dee and J. S. Langer, *Phys. Rev. Lett.* **50**, 383 (1983).
- [9] W. van Saarloos, *Physics Reports* **386**, 29 (2003).
- [10] R. Goh and A. Scheel, *J. Nonlinear Sci.* **24**, 117 (2014).
- [11] R. Goh and A. Scheel, (2015), [arXiv:1512.08601](#).
- [12] D. Morrissey and A. Scheel, *SIAM J. Appl. Dyn. Syst.* **14**, 1387 (2015).
- [13] Note that only wavenumber-selecting strain-displacement relations $k = K(\varphi)$ yield well-posed mixed boundary conditions [12].
- [14] W. E. Olmstead and R. A. Handelsman, *SIAM Rev.* **18**, 275 (1976).
- [15] In direct simulations, for CGL, SH, and RD, we used domain sizes $L = 500 \dots 2000$, for CH $L = 2000 \dots 8000$. We used second order finite differences with $dx = 0.005 \dots 0.1$ for spatial discretization, and Matlab's ODE15s for time stepping.