

PREPRINT VERSION

# A First Attempt to Cloud-Based User Verification in Distributed System

M. Woźniak, D. Połap, G. Borowik and C. Napoli

Email: [napoli@dmi.unict.it](mailto:napoli@dmi.unict.it)

FINAL VERSION PUBLISHED ON:

**Asia-Pacific Conference on Computer Aided System Engineering (APCASE), pp. 226–231 (2015)**

BIBITEX:

```
@InProceedings{Wozniak2015afirst,
author = {Wozniak, M. and Polap, D. and Borowik, G. and Napoli, C.},
title = {A First Attempt to Cloud-Based User Verification in Distributed System},
booktitle = {Asia-Pacific Conference on Computer Aided System Engineering (APCASE)},
year = {2015},
pages = {226–231},
address = {14-16 July, Quito, Ecuador},
publisher = {IEEE},
doi = {10.1109/APCASE.2015.47},
url = {http://ieeexplore.ieee.org/xpls/abs_all.jsp?arnumber=7287024}
}
```

Published version copyright © 2015 IEEE

UPLOADED UNDER SELF-ARCHIVING POLICIES  
NO COPYRIGHT INFRINGEMENT INTENDED

# A First Attempt to Cloud-Based User Verification in Distributed System

Marcin Woźniak\*, Dawid Połap\*, Grzegorz Borowik<sup>‡</sup>, Christian Napoli<sup>†</sup>

\*Institute of Mathematics, Silesian University of Technology, Kaszubska 23, 44-100 Gliwice, Poland

Email: Marcin.Wozniak@polsl.pl, Dawid.Polap@gmail.com

<sup>‡</sup>Warsaw University of Technology, Nowowiejska 15/19, 00-665 Warsaw, Poland

Email: G.Borowik@tele.pw.edu.pl

<sup>†</sup>Department of Mathematics and Informatics, University of Catania, Viale A. Doria 6, 95125 Catania, Italy

Email: Napoli@dmi.unict.it

**Abstract**—In this paper, the idea of client verification in distributed systems is presented. The proposed solution presents a sample system where client verification through cloud resources using input signature is discussed. For different signatures the proposed method has been examined. Research results are presented and discussed to show potential advantages.

**Index Terms**—user verification, distributed system, Cloud-Computing.

## I. INTRODUCTION

Nowadays, signature recognition is one of the most important operations in various agencies. At each step we are required to verify our identity. A few of the most important examples in which we use the signature are financial institutions such as banks or even stores where people use cards or checks that require confirmation of identity. Another example is approving of labor contracts or any other type of transactions. These are real-life examples in which we use signatures. All these systems use distributed computing. When a client sign documents the computer system is using data stored remotely. Therefore intelligent solutions dedicated for this process are required. Confirmation of identity by signature brings the possibility of forgery, which is driving force for many people to create system not only to confirm but also to detect a possible attempt to forge a signature. It is not an easy task because a person can sign at a certain angle, invert the lines, write letters quickly or even with some defects such as trembling hand.

Distributed computing system to signature verification should be able to counter check in each of mentioned situations. This is the main problem of decision support systems, which in some way have to process the input signatures to the format or size that allows correct verification. Moreover, mentioned systems should find some specific features in signatures, which are divided into groups describing local and global features. As a global features, the signature is considered as a whole, so for instance a feature will be time or speed of folding. On the other hand, the local will contain characteristic features due to a person's handwriting. In many cases, it is a difficult problem to ask a person to provide many signatures, so it is important to create more signatures in different configuration by computer application

on the assumption of saving the most important characteristic features. In recent years, many new ideas for preprocessing and signature verification were presented [1], [2], [3].

## A. Related Works

Examinations of distributed systems concern workflow management [4]. This is very important for overall performance of processing data over cloud resources [5], [6], [7], [8]. Another aspect is proper positioning for request management [9], [10], [11], [12], [13], which makes the system faster and more reliable. In various aspects of positioning and optimization Computational Intelligence (CI) provides interesting solutions. CI methods are applicable in various complex problems [4], [14], [15], [16], dynamic systems positioning [17] and image processing [18], [19], [20]. Therefore proposed solution of signature verification in distributed system will use CI method for intelligent data aggregation. The importance of the presented solution is to efficiently assist in signature verification in distributed systems. The novel approach is based on Cloud-Computed knowledge for various users machines that are about to verify input signatures form serviced clients.

## II. GENERAL IDEA OF CLOUD-COMPUTING

Cloud-Computing is becoming more popular in the recent years. It is a widely offered service, which basis is a shift of all IT services to the external provider (server) what creates a permanent, remote access to the services for various users located in remote positions. It may use an agent, which is an encapsulated computer system located in the special environment to serve as a core station for data processing, which role is an automatic operations management [21].

Cloud-Computing is often used by companies in order to provide an efficient service to the clients and the users (workers). Instead of creating an infrastructure in all company branches and hiring employers to manage it, the headquarters use central infrastructure and computing power to offer dedicated service for users and clients. In [22] authors analyzed Mobile Cloud Computing in terms of heterogeneity. In Cloud-Computing an important issue is security [23], [24], because users should not be allowed to integrate activities and their resources should be protected from other, unwanted persons.

Computing power can increase and decrease according to the customer needs in specific time. However tailored system composition and application of dedicated methods can improve the overall efficiency and reduce energy consumption [25], [26], [27]. According to research conducted for the European Commission in 2011, Cloud-Computing can decrease amount of money spend on IT by 20% and lower energy consumption. Cloud-Computing is usually used in one of three ways:

- Infrastructure as a Service (IaaS), model in which a special infrastructure is available to the users.
- Platform as a Service (PaaS), model in which a special platform of virtual machines and operation systems is available for users to work in.
- Software as a Service (SaaS), where users get an access to applications without integrating into system.

However mainly some compositions of the mentioned above are most practical. In the article we discuss a combination of IaaS and SaaS applied together to serve as an infrastructure for distributed user requests processing and intelligent software for verification of the processed requests.

#### A. Applied Model of Processing

In the proposed solution cloud architecture is composed. There are defined two models: one for verification request processing (as shown in Fig. 1) and the other for knowledge acquisition process (as shown in Fig. 2).

Request processing (Fig. 1) in the system starts when a user of the system wants to verify personality of the client signing documents. The client machine sends the verification request to the processing server. This computing unit is connected to database of signature models. The request is processed (verified) using this knowledge, however recognition goes along with assistance of managing supervisor. This does not mean that all the verified requests must be accepted by the managing unit, but that if the processing server hesitates, i.e. the acceptance ration is under certain limit, the managing supervisor takes action to judge the request using the knowledge stored in the database. After acceptance or rejection of the request, this knowledge is reused again to improve the database for further processing.

The other part of the system is a model of knowledge acquisition for future clients verification (Fig. 2). The system must have the knowledge proper for verification purposes. Therefore the first operation is to help the system learn about the features to verify. Clients give a set of signatures that are send to processing server as an input sample. This set is processed in intelligent aggregation to establish knowledge stored in database. This knowledge can be improved any time, after each successful client verification the new signature is sent to the processing server as a new input sample to be stored in the database after intelligent aggregation with previous knowledge. That means, each new client verification is an important possibility to extend the knowledge in the distributed system. Therefore the system not only performs verification but also learns all the time. Learning process is supervised by an experienced workers to ensure that only the

important information helpful for further verification is stored in the database. The system is equipped in backup server, which is to store backup of the knowledge and control the process in the main server. This type of backup ensures that any operation in the system is easily erased and the knowledge can be restored if any demand can happen. For the verification purposes main role plays intelligent signature aggregation method. It is responsible for analyzing input signatures and composing an aggregated knowledge.

### III. INTELLIGENT AGGREGATION METHOD

Generally, the signature is a figurative mark containing the name of the signatory. In the electronic version, it is an image made up of black and white pixels where black ones represent the signature. Each pixel can be treated as a given discrete two-dimensional point, and that is why we can use an idea of creating new samples based on set of several samples aggregated into one shape. Proposed system process a few signatures at the same time transforming them into a single form using the method described in [3] and place this aggregation into the database. Aggregated structure is perfect for knowledge transfer over connection in distributed systems due to low size of the knowledge portion. The method is presented in Algorithm 1. Processing model [3] is based on interpolation. At the beginning signature is simplified - for all vertical points one as an arithmetic sum of all them is calculated. After that operation, all created points from simplified signature are subjected to the chosen interpolation method. In the end, graph of the interpolated function is created as a new simplified sample.

Next step is a new approach to create more samples based on existing ones. In the situation, when client is creating a few samples of his/her signatures for the first time, it would be stored in database, and then signatures are to be duplicated in various combinations to improve the knowledge in the database. At first, all samples would be combined to create one sample with a complete area of black pixel. In this area, basis points would be created using Simulated Annealing described in section III-A. Then, according to the position of basic points on the  $x$ -axis, these points should be connected. As a result of that operation, new aggregated sample is created and added to the database for further verification. The model is presented in in Fig. 3 and discussed in Algorithm 1.

#### A. Simulated Annealing

Annealing is a metallurgical process where first metal heating to a high temperature is performed, then instantaneous annealing which means holding the metal at a given temperature and in the end slow cooling. The cooling rate is essential in this process. Supervising cooling keeps the metal state close to thermodynamic equilibrium, i.e. the state in which parameters such as pressure and volume remain constant in time. However to maintain a balance we must be aware of the following components:

- 1) thermal equilibrium - the constant temperature with no heat exchange with the environment,

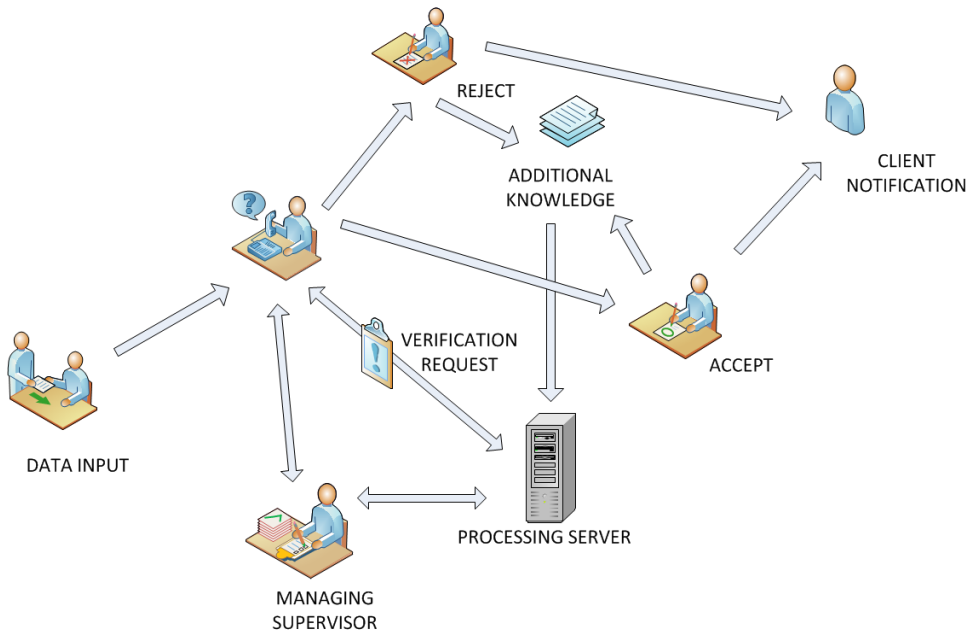


Fig. 1. Proposed model of requests processing for client verification in Cloud-Computing system.

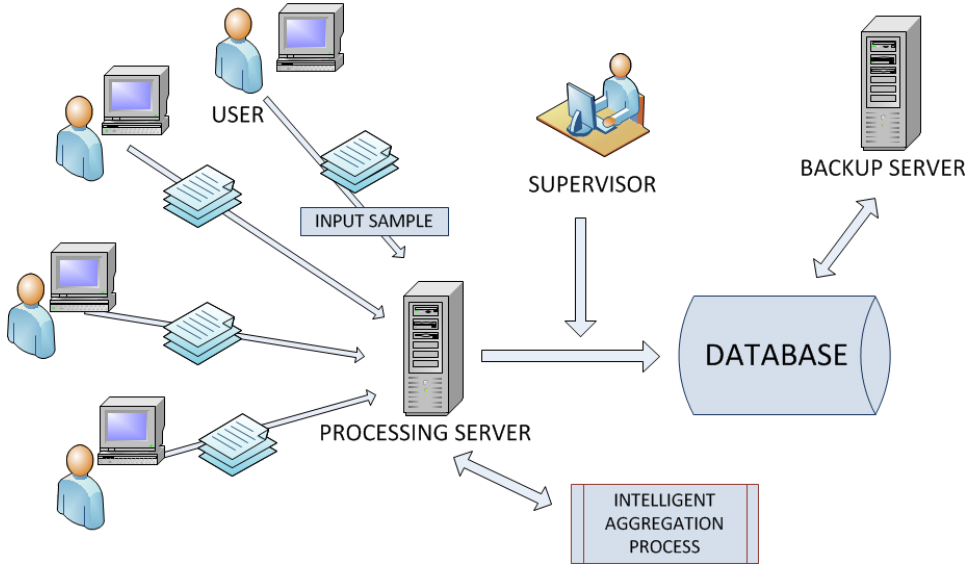


Fig. 2. Proposed model of knowledge acquisition for future client verification in Cloud-Computing system.

- 2) mechanical equilibrium - pressure at any point is constant,
- 3) chemical equilibrium - there are no chemical reactions which could change the composition of the metal.

Basic equation which is used to describe the thermodynamics of the process is

$$P(E) \approx e^{-\frac{E}{kT}}, \quad (1)$$

where  $E$  is a thermodynamic system,  $k$  is Boltzmann's constant, and  $T$  means absolute temperature.

In the metallurgical industry there are several types of that process, for instance homogenizing or plasticizes. The first one involves heating the metal to a temperature of

$1000^{\circ}\text{C} - 1200^{\circ}\text{C}$ , then cooling in the air. The advantage of this is reduction of the crystallization effect. This process has been modeled for optimization purposes.

1) *Mathematical Model:* Simulated Annealing (SA) algorithm for the first time was presented in 1983 by Kirkpatrick and others [28]. In [29] authors presented the possibility of modifying the algorithm by introducing a further annealing which will speed up the algorithm. The algorithm was also used in other areas, authors of [30] showed possibility of using SA to define populations models. In [31] the use of SA in quantum chemistry was demonstrated.

The algorithm assumes that the temperature at the beginning

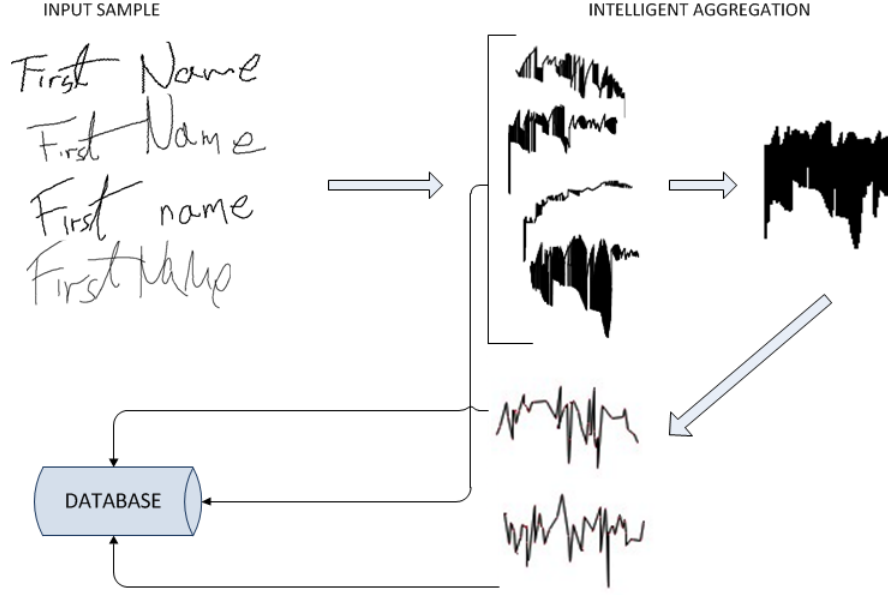


Fig. 3. Proposed model of intelligent input data aggregation for the knowledge applied in Cloud-Computing based verification process.

**Algorithm 1** Proposed Signature Processing Model

- 1: Get several signatures from the client and send it to the processing server in the input sample,
- 2:  $k$  is the number of signatures in the input sample,
- 3:  $t := 0$ ,
- 4: **while**  $t \leq k$  **do**
- 5:   Simplify the input sample,
- 6:   Define a limited area,
- 7:   Find basis points using Simulated Annealing presented in Algorithm 2,
- 8:   Create a new aggregated sample based on these points,
- 9:   Add new aggregation to the database for further verification,
- 10:   Next iteration  $t++$ ,
- 11: **end while**

of the process is high, which allows frequent changes in configurations. Choosing a solution depends on a certain probability and that is why there exist possibility of choosing the worst solution. The advantage of this solution is the situation when algorithm is located in local optimum - the choice of worse solution makes it possible to leave the optimum and further searching of the global optimum. If the temperature is lower, the probability of choosing a worse solution is smaller, so it is a criterion for the acceptance of the solution. SA uses a modified (1) in the form

$$P(E) \approx e^{-\frac{\delta}{T}}, \quad (2)$$

where  $\delta$  is the difference between the value of the fitness function of the current solution  $\mathbf{x}$  and the new, random solution

$\mathbf{x}'$  from neighborhood of  $\mathbf{x}$ , which is presented in

$$\delta = f(\mathbf{x}') - f(\mathbf{x}). \quad (3)$$

The criterion of acceptance of the new solution is

$$\gamma < e^{-\frac{\delta}{T}}, \quad (4)$$

where  $\gamma \in (0, 1)$  is random value. Other important aspect of the algorithm is a temperature function and stop criterion. The change in temperature might be defined similarly to authors of [32], [31] by introducing the following equation

$$T_{k+1} = r * T_k, \quad (5)$$

where  $T_k$  means value of the temperature in  $k$ -th iteration, and  $r$  is constant defined before the beginning of the algorithm.

The presented algorithm is an iterative method so it is important to define a stop criterion - the number of iterations or minimum temperature. These are important parameters, as many iterations will lower probability to find best solution. Simulated Annealing is presented in Algorithm 2.

#### IV. DISCUSSION

Many classifiers are designed to verify signatures, and all of them need a huge database, what is not efficient in Cloud-Computing where the amount of data to be transferred over the network can significantly influence workflow. Presented approach to creating new samples based on existing ones can be a strong advantage for distributed systems. Adding to this process a new technology for computers on which verification software is installed will accelerate operations not burdened by typical workflow restrictions.

The proposed intelligent method can manage input signature to make it aggregated for recognition over Cloud-Computing,

---

**Algorithm 2** Simulated Annealing

---

```
1: Define the value of the initial temperature  $T$ , the fitness
   function  $f$ , the number of iterations  $it$  and the temperature
   change  $r$ ,
2: Generate a random initial solution  $\mathbf{x}$ ,
3:  $k:=0$ ,
4: while  $k \leq it$  do
5:    $i:=0$ ,
6:   for  $i$  to  $k$  do
7:     Generate random neighboring solution  $\mathbf{x}'$ ,
8:     Calculate the difference  $\delta$  using (3),
9:     if  $\delta < 0$  then
10:       $\mathbf{x} = \mathbf{x}'$ 
11:     else
12:       Generate a random value  $\gamma$ ,
13:       if equation (4) is compiled then
14:         $\mathbf{x} = \mathbf{x}'$ ,
15:       end if
16:     end if
17:   end for
18:   Reduce the temperature using (5),
19:   Increase the iterator variable  $k := k + 1$ ,
20: end while
21: Return  $\mathbf{x}$  from the last iteration.
```

---

where by the presented method we can only get the aggregated shape of the clients signature. This aggregated shape is then passed to the database, where it serves for on-line verification and further training. In Fig. 4 a sample set of input signatures is presented, for which proposed intelligent aggregation method evaluated the shape to be passed to the database. The input sample is processed using one of the methods



Fig. 4. Input sample from the client.

presented in [3] what gives a set for simplified signatures shapes presented in Fig. 5. These shapes are aggregated in one final shape that is to present the possible way the client sign documents. This aggregated shape is used for verification, where the SA method shows points crucial for verification. This knowledge goes to database and is used whenever a client has signed a document and system user requests verification. In verification the signature is simplified using methods examined in [3] to obtain simplified shape which is compared with important points showed by SA over the aggregated shape.




Fig. 5. Input sample processed in the intelligent system.

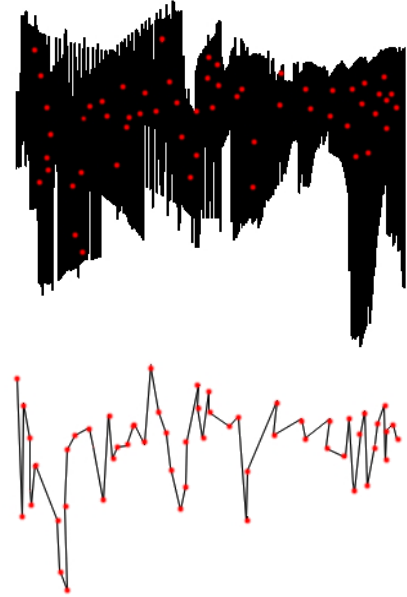


Fig. 6. Aggregated data with verified important points and the main line for ad-hoc signature verification.

## V. FINAL REMARKS

In the article we present a novel approach to creating aggregated knowledge for distributed systems. Proposed novel recognition method is easy to implement with possibility to improve. Moreover it can be implemented in Cloud-Computing where low data packages influence workflow stability and performance. Because of that it will make it easier and cheaper for many small companies to use. Since the data package for client verification is aggregated transfer over the network will be fast even for slow connections.

Future research will lead to define improvements of discussed approach leading to create fast and efficient signature verification system for large distributed systems.

## ACKNOWLEDGEMENTS

This work has been partially supported by project PRISMA PON04a2 A/F funded by the Italian Ministry of University and Research within PON 2007-2013 framework.

## REFERENCES

- [1] K. Cpalka, M. Zalasinski, and L. Rutkowski, "New method for the on-line signature verification based on horizontal partitioning," *Pattern Recognition*, vol. 47, no. 8, pages=2652–2661, year=2014, publisher=.
- [2] K. Cpalka and M. Zalasinski, "On-line signature verification using vertical signature partitioning," *Expert Systems with Applications*, vol. 41, no. 9, pp. 4170–4180, 2014.
- [3] M. Woźniak, D. Połap, and Z. Marszałek, "On handwriting preprocessing for 2D object recognition systems," in *Proceedings of International Conference on Advances in Information Processing and Communication Technologies - IPCT'2014*. 7-8 June, Rome, Italy: The IRED, Seek Digital Library, 2014, pp. 46–53, DOI: 10.15224/978-1-63248-021-7-75.
- [4] M. Woźniak and D. Połap, "On some aspects of genetic and evolutionary methods for optimization purposes," *International Journal of Electronics and Telecommunications*, vol. 61, no. 1, pp. 7–16, 2015, DOI: 10.1515/eletel-2015-0001.
- [5] C. Napoli, G. Pappalardo, E. Tramontana, and G. Zappalà, "A cloud-distributed gpu architecture for pattern identification in segmented detectors big-data surveys," *The Computer Journal*, p. bxu147, 2014.
- [6] G. Capizzi, C. Napoli, and L. Paternò, "An innovative hybrid neuro-wavelet method for reconstruction of missing data in astronomical photometric surveys," in *Artificial Intelligence and Soft Computing*. Springer Berlin Heidelberg, 2012, pp. 21–29.
- [7] R. Giunta, G. Pappalardo, and E. Tramontana, "Aspects and annotations for controlling the roles application classes play for design patterns," in *Proceedings of Asia Pacific Software Engineering Conference (APSEC)*, T. D. Thu and K. R. P. H. Leung, Eds. IEEE, 2011, pp. 306–314.
- [8] G. Ćwikła, A. Skekala, and M. Woźniak, "The expert system supporting design of the manufacturing information acquisition system (MIAS) for production management," *Advanced Materials Research*, vol. 1036, pp. 852–857, 2014, DOI: 10.4028/www.scientific.net/AMR.1036.852.
- [9] M. Gabryel, M. Woźniak, and R. Damaševičius, "An application of differential evolution to positioning queueing systems," *Lecture Notes in Artificial Intelligence - ICAISC'2015*, vol. 9120, pp. 379–390, 2015, DOI: 10.1007/978-3-319-19369-4\_34.
- [10] M. Woźniak, W. M. Kempa, M. Gabryel, and R. K. Nowicki, "A finite-buffer queue with single vacation policy - analytical study with evolutionary positioning," *International Journal of Applied Mathematics and Computer Science*, vol. 24, no. 4, pp. 887–900, 2014, DOI: 10.2478/amcs-2014-0065.
- [11] M. Woźniak, W. M. Kempa, M. Gabryel, R. K. Nowicki, and Z. Shao, "On applying evolutionary computation methods to optimization of vacation cycle costs in finite-buffer queue," *Lecture Notes in Artificial Intelligence - ICAISC'2014*, vol. 8467, pp. 480–491, 2014, DOI: 10.1007/978-3-319-07173-2\_41.
- [12] M. Woźniak, "On positioning traffic in nosql database systems by the use of particle swarm algorithm," in *Proceedings of XV Workshop DAGLI OGGETTI AGLI AGENTI - WOA'2014*, vol. 1260. 25-26 September, Catania, Italy: CEUR Workshop Proceedings (CEUR-WS.org), RWTH Aachen University, 2014.
- [13] M. Woźniak, "On applying cuckoo search algorithm to positioning  $GI/M/1/N$  finite-buffer queue with a single vacation policy," in *Proceedings of the 12th Mexican International Conference on Artificial Intelligence - MICAI'2013*. 24-30 November, Mexico City, Mexico: IEEE, 2013, pp. 59–64, DOI: 10.1109/MICAI.2013.12.
- [14] P. Malinowski, T. Wandowski, W. Ostachowicz, T. Luba, G. Borowik, M. Rawski, and P. Tomaszewski, "Signal processing system for guided wave-based SHM technique," in *9th International Workshop on Structural Health Monitoring (IWSHM)*, Stanford Univ, Stanford, CA, 2013, pp. 964–971.
- [15] G. Borowik, T. Luba, and B. Falkowski, "Logic synthesis method for pattern matching circuits implementation in FPGA with embedded memories," in *12th International Symposium on Design and Diagnostics of Electronic Circuits Systems, 2009. DDECS '09*, April 2009, pp. 230–233, DOI: 10.1109/DDECS.2009.5012135.
- [16] D. Zydek, H. Selvaraj, G. Borowik, and T. Luba, "Energy characteristic of a processor allocator and a network-on-chip," *International Journal of Applied Mathematics and Computer Science*, vol. 21, no. 2, pp. 385–399, 2011, DOI: 10.2478/v10006-011-0029-7.
- [17] M. Woźniak, "Fitness function for evolutionary computation applied in dynamic object simulation and positioning," in *IEEE SSCI 2014: 2014 IEEE Symposium Series on Computational Intelligence - CIVTS 2014: 2014 IEEE Symposium on Computational Intelligence in Vehicles and Transportation Systems, Proceedings*. 9-12 December, Orlando, Florida, USA: IEEE, 2014, pp. 108–114, DOI: 10.1109/CIVTS.2014.7009485.
- [18] M. Woźniak and Z. Marszałek, "An idea to apply firefly algorithm in 2D images key-points search," *Communications in Computer and Information Science - ICIST'2014*, vol. 465, pp. 312–323, 2014, DOI: 10.1007/978-3-319-11958-8\_25.
- [19] M. Woźniak and D. Połap, "Basic concept of cuckoo search algorithm for 2D images processing with some research results : An idea to apply cuckoo search algorithm in 2D images key-points search," in *SIGMAP 2014 - Proceedings of the 11th International Conference on Signal Processing and Multimedia Applications, Part of ICETE 2014 - 11th International Joint Conference on e-Business and Telecommunications*. 28-30 August, Vienna, Austria: SciTePress, 2014, pp. 157–164, DOI: 10.5220/0005015801570164.
- [20] M. Woźniak, D. Połap, M. Gabryel, R. K. Nowicki, C. Napoli, and E. Tramontana, "Can we preprocess 2D images using artificial bee colony?" *Lecture Notes in Artificial Intelligence - ICAISC'2015*, vol. 9119, pp. 660–671, 2015, DOI: 10.1007/978-3-319-19324-3\_59.
- [21] G. Borowik, M. Woźniak, A. Fornaia, R. Giunta, C. Napoli, G. Pappalardo, and E. Tramontana, "A software architecture assisting workflow executions on cloud resources," *International Journal of Electronics and Telecommunications*, vol. 61, no. 1, pp. 17–23, 2015, DOI: 10.1515/eletel-2015-0002.
- [22] Z. Sanaei, S. Abolfazli, A. Gani, and R. Buyya, "Heterogeneity in mobile cloud computing: taxonomy and open challenges," *Communications Surveys & Tutorials, IEEE*, vol. 16, no. 1, pp. 369–392, 2014.
- [23] W. Vollmar, T. Harris, L. Long Jr, and R. Green, "Hypervisor security in cloud computing systems," *ACM Comput. Surv*, pp. 1–22, 2014.
- [24] D. Zissis and D. Lekkas, "Addressing cloud computing security issues," *Future Generation computer systems*, vol. 28, no. 3, pp. 583–592, 2012.
- [25] F. Bonanno, G. Capizzi, S. Coco, C. Napoli, A. Laudani, and G. Lo Scuto, "Optimal thicknesses determination in a multilayer structure to improve the spp efficiency for photovoltaic devices by an hybrid fem—cascade neural network based approach," in *Power Electronics, Electrical Drives, Automation and Motion (SPEEDAM), 2014 International Symposium on*. IEEE, 2014, pp. 355–362.
- [26] F. Bonanno, G. Capizzi, A. Gagliano, and C. Napoli, "Optimal management of various renewable energy sources by a new forecasting method," in *Power Electronics, Electrical Drives, Automation and Motion (SPEEDAM), 2012 International Symposium on*. IEEE, 2012, pp. 934–940.
- [27] F. Bonanno, G. Capizzi, and C. Napoli, "Hybrid neural networks architectures for soc and voltage prediction of new generation batteries storage," in *IEEE international conference on clean electrical power (ICCEP)*, 2011, pp. 341–344.
- [28] S. Kirkpatrick and M. Vecchi, "Optimization by simulated annealing," *Science*, vol. 220, no. 4598, pp. 671–680, 1983.
- [29] L. Ingber, "Very fast simulated re-annealing," *Mathematical and Computer Modelling*, vol. 12, no. 8, pp. 967–973, 1989.
- [30] I. Dupanloup, S. Schneider, and L. Excoffier, "A simulated annealing approach to define the genetic structure of populations," *Molecular Ecology*, vol. 11, no. 12, pp. 2571–2581, 2002.
- [31] D. Svergun, "Restoring low resolution structure of biological macromolecules from solution scattering using simulated annealing," *Biophysical Journal*, vol. 76, no. 6, pp. 2879–2886, 1999.
- [32] A. Corana, M. Marchesi, C. Martini, and S. Ridella, "Minimizing multimodal functions of continuous variables with the simulated annealing algorithm," *ACM Transactions on Mathematical Software*, vol. 13, no. 3, pp. 262–280, 1987.