

# Search for Extreme Rotation Measures in CSS Sources

W. D. Cotton<sup>1,\*</sup>, E. Kravchenko<sup>2</sup>, Y. Kovalev<sup>2</sup>, and E. Fomalont<sup>1</sup>

<sup>1</sup> National Radio Astronomy Observatory, 520 Edgemont Rd, Charlottesville, VA 22903, USA.

<sup>2</sup> Lebedev Physical Institute, Profsoyuznaya 84/32, Moscow 117997, Russia

Received XXXX, accepted XXXX

Published online XXXX

**Key words** CSS sources, Faraday rotation

Magnetized plasmas traversed by linearly polarized light will reveal their presence by the frequency dependent Faraday rotation of the angle of polarization. The regions surrounding the black holes powering the jets in AGNs are expected to have dense magnetized plasmas, possibly giving rise to very large Faraday rotations. Compact steep spectrum (CSS) sources are good candidates to search for very large Faraday rotated components as they contain compact emission from close to the black hole and many are strongly depolarized at centimeter wavelengths as expected from strong Faraday effects. We present data on several CSS sources (3C48, 3C138 and 3C147) observed with the VLA at frequencies between 20 and 48 GHz in the most extended configuration. Large, but not excessive rotation measures are reported.

Copyright line will be provided by the publisher

## 1 Introduction

High thermal electron densities and strong magnetic fields are expected in the immediate vicinity of the black holes powering AGN. These should introduce a large Faraday rotation of any polarized emission passing through the region. On the other hand, many CSS sources show relatively low fractional polarization and modest rotation measures. Cotton et al. (2003B) show that small CSS sources are strongly depolarized at 1.4 GHz; presumably by a dense and variable Faraday screen. Furthermore, Cotton et al. (2003A) show that a component in the CSS source 3C138 is seen moving behind a dense Faraday screen with fine scale structure and an  $RM \sim 5000 \text{ rad/m}^2$  through holes in this screen. These argue that the low fractional polarization of CSS nuclei are due to a dense Faraday depolarizing screen which might be revealed at higher frequency. We describe the results of examining high frequency (20-45 GHz) EVLA data on a number of CSS sources looking for evidence of very large rotation measures. The observations of 3C138 are particularly instructive as its core has relatively low fractional polarization to at least 45 GHz and a rotation measure comparable to that apparently seen through holes in the Faraday screen at 5 GHz. Even higher frequencies may be needed to reveal a dense Faraday screen.

## 2 Faraday Rotation

A magnetized plasma is birefringent and causes a rotation of the angle of the plane of linear polarization ( $\chi$ ) by the relationship:

$$\chi = \chi_0 + RM \lambda^2$$

\* Corresponding author: e-mail: bcotton@nrao.edu

where  $\chi_0$  is the intrinsic angle,  $RM$  is the “Rotation measure” in radians  $\text{m}^{-2}$  and  $\lambda$  is the wavelength in m.  $RM$  is related to electron density ( $n_e$ ) and component of the magnetic field along the line of sight ( $B_{||}$ ) by the integral along the line of sight.

$$RM = \text{const} \int n_e B_{||} dl$$

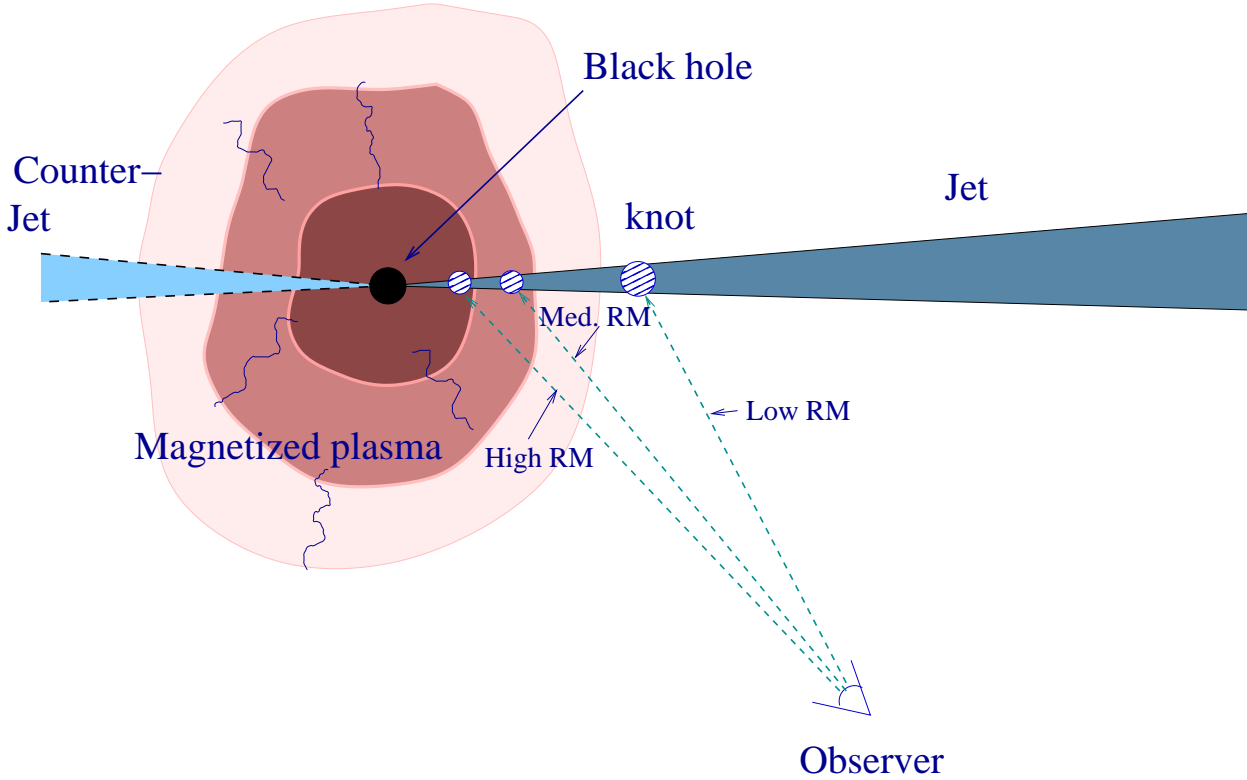
## 3 Faraday Rotation in AGNs

AGNs are expected to have dense magnetized plasmas in the region of the black hole and synchrotron emission from the jet is intrinsically linearly polarized. Figure 1 illustrates a potential case where multiple knots in a radio jet have different Faraday rotations. In the case of widely varying Faraday rotation in front of various portions of the source, the polarization have wash out, strongly depolarizing the overall emission. Strong depolarization is frequently seen near AGN nuclei, especially at long wavelengths, which may be the result of such Faraday depolarization.

Since Faraday effects depend strongly on the wavelength, observations at shorter wavelengths will be less effected by Faraday effects. Components which are Faraday depolarized at longer wavelengths may become less depolarized resulting in higher fractional polarization and potentially higher Faraday Rotation.

Another argument for observations at shorter wavelength is that the synchrotron opacity increases towards the black hole in the inner part of the jet. Shorter wavelengths probe regions closer to the nucleus with potentially higher rotation measures.

The prototype for very high rotation measures near an AGN is Sgr A\* for which values of  $\sim 500,000 \text{ rad m}^{-2}$



**Fig. 1** Cartoon of the inner region of a radio jet showing a potential case of multiple components with different rotation measures.

have been seen (Bower et al. 2003). In this source there is no strong jet with lower rotation measure to complicate the observation. However, as AGNs go, this is fairly weak; bigger AGNs may have emission with much higher rotation measures.

**Table 1** Core Rotation Measures

Source	RM rad m <sup>-2</sup>	± rad m <sup>-2</sup>
3C48	9671	484
3C138	-3224	101
3C147	-1509	7

## 4 Data and processing

The CSS sources 3C48, 3C138, 3C147 and 3C286 are included in the EVLA standard calibrator list and were observed in the most extended, “A”, configuration Feb. 16-17, 2014. Each source was observed cyclically in each receiver band in a 36 hour session giving excellent uv coverage. The range 20 - 45 GHz (highest frequencies available in the VLA) was covered with the K, Ka, and Q band receivers. Frequency coverage consisted of  $2 \times 1$  GHz subbands in each receiver band. Since 3C286 was the primary calibrator, it was not included as a potential target. Calibration and imaging used the Obit package (Cotton 2008).<sup>1</sup> Calibration followed the usual practices with 3C286 as the flux density, cross polarized delay and polarization angle calibrator. The combination of the flat spectrum quasars 0217+7349, J1153+8058, and J1800+7828 were used to determine the instrumental calibration. These circumpolar sources were each well sampled over the full 360° range of parallactic

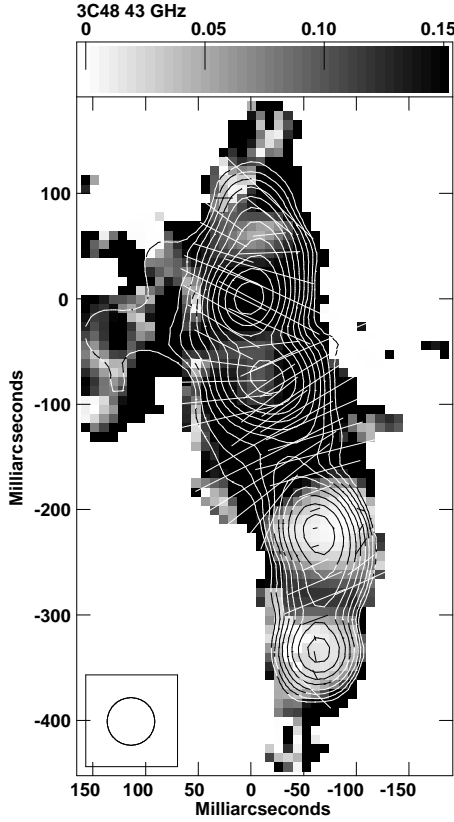
angle during the 36 hour observing session allowing good separation of source and instrumental polarization.

As the target sources were all resolved, a combination of Briggs robustness parameter and uv taper were used to produce images at a common resolution in each receiver band. Each 1 GHz subband was broken into 8 frequency bins and imaging used the Obit wideband imager MFImage. In addition, full resolution images were obtained at 43 GHz (Q band).

## 5 Results

Full resolution images of the CSS sources are shown in Figures 2, 4 and 6. These give Stokes I as contours and linear polarization as vectors and grayscale. The EVPA and fractional polarizations as a function of wavelength squared are given in Figures 3, 5 and 7. The fitted core rotation measured and errors are shown in Table 1.

<sup>1</sup> <http://www.cv.nrao.edu/~bcotton/Obit.html>



**Fig. 2** 3C48 at 43 GHz, Stokes I is shown in contours, linear polarization E vectors are given as lines and the fractional polarization is given as the inverted gray scale with a scale bar at the top. Contours are at powers of  $\sqrt{2}$  times 2 mJy/beam. The circle in the lower left corner gives the size of the resolution and the “core” is the bottom most.

### 5.1 3C48

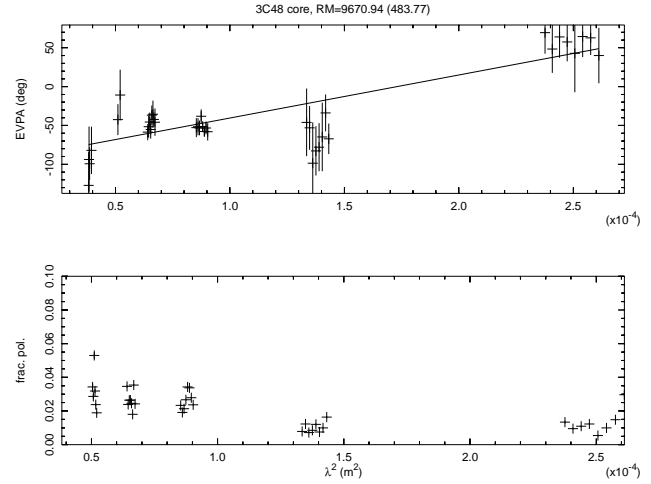
Data for 3C48 are shown in Figures 2 and 3. The fractional polarization of the core is fairly low but increases towards shorter wavelengths. The fitted RM ( $\sim 10,000$ ) is relatively high but the significant scatter about the fit suggests more complex Faraday effects (Sokoloff et al. 1998).

### 5.2 3C138

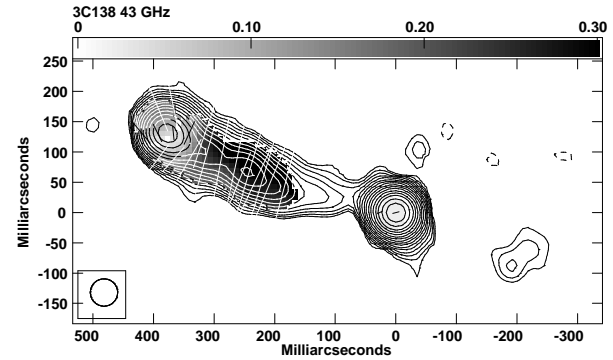
Data for 3C138 are shown in Figures 4 and 5. 3C138 has a low fractional polarization to the shortest wavelengths shown in Figure 5. The fitted RM ( $\sim -3,000$ ) is less than the ( $\sim -5,000$ ) reported in Cotton et al. (2003A) at 6 cm wavelength with data that were interpreted as seeing a moving component behind a dense Faraday screen.

### 5.3 3C147

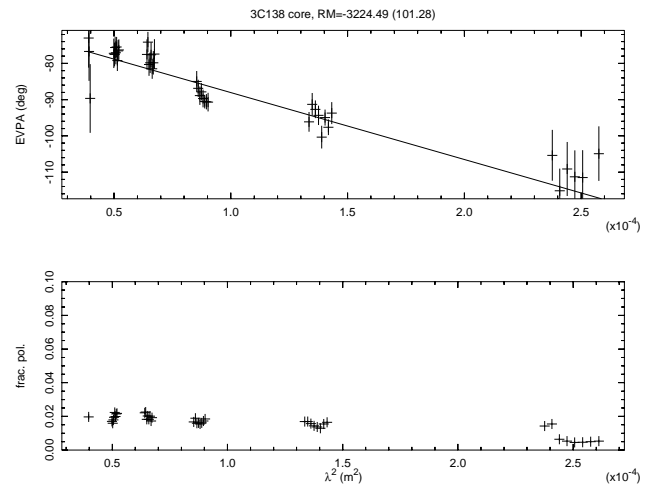
Data for 3C147 are shown in Figures 6 and 7. At cm wavelengths this source is strongly depolarized but in Figure 7 the core has relatively high fractional polarization but a low RM ( $\sim -1,500$ )



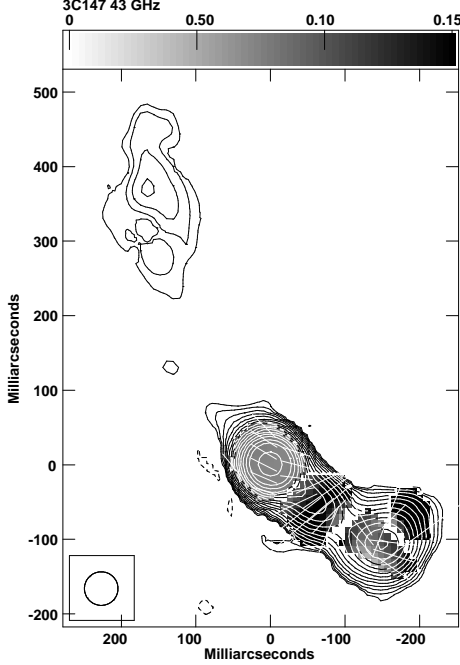
**Fig. 3** 3C48 core: top plot gives the EVPA as a function of wavelength squared and the line the fitted rotation measure. Bottom plot gives the fractional linear polarization as a function of wavelength squared.



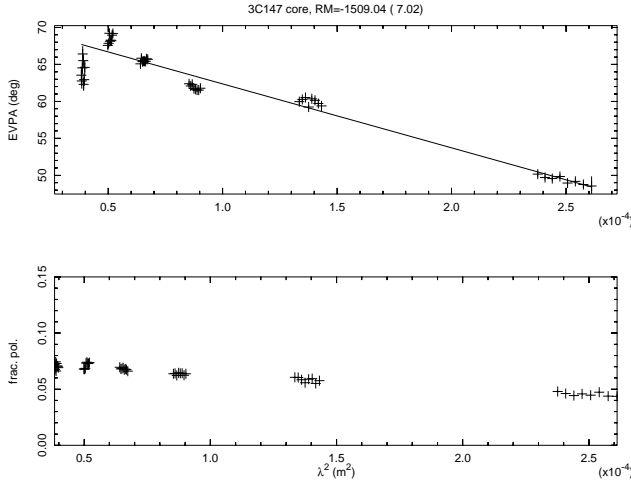
**Fig. 4** Like Figure 2 but for 3C138. Contours are at powers of  $\sqrt{2}$  times 1 mJy/beam and the “core” is the strong component at position (0,0).



**Fig. 5** 3C138 core: like Figure 3 but for 3C138.



**Fig. 6** Like Figure 2 but for 3C147. Contours are at powers of  $\sqrt{2}$  times 1 mJy/beam and the “core” is the strong component at position (0,0).



**Fig. 7** 3C147 core: like Figure 3 but for 3C147.

## 6 Discussion

None of the sources examined here show the very large ( $>100,000 \text{ rad m}^{-2}$ ) rotation measures expected very close to the black holes. There are a number of potential causes for this. First, the observed wavelengths may be long enough that the source is opaque sufficiently close to the center to inhibit illuminating the densest plasma. Another possibility is that the emission is dominated by components far enough down the jet to have only relatively low RM foregrounds. In the latter case, there may be multiple components with different RMs.

## 7 Further Work

Observations at even shorter wavelengths provide a combination of probing closer to the nucleus and reduced sensitivity to Faraday effects and may allow detection of very large RMs.

In order to test for the presence of weak, high RM components in the presence of strong, low RM components, the Faraday analysis technique (Brentjens and de Bruyn, 2005) may be helpful. This technique is to Fourier transform the polarization data in  $\lambda^2$  space and look for multiple components; the Fourier transform will separate the different periodic behaviors in  $\lambda^2$ . For this technique to work well, relatively dense coverage in  $\lambda^2$  is desirable. We are currently engaged in a VLA project covering most of the frequencies from 20 to 45 GHz on a number of bright AGN.

*Acknowledgements.* The National Radio Astronomy Observatory (NRAO) is operated by Associated Universities Inc., under cooperative agreement with the National Science Foundation. EVK was supported in part by the Russian Foundation for basic Research (project 14-02031789 mol\_a).

## References

- Bower, G. C., Wright, M. C. H., Falcke, H., Backer, D.: 2003, ApJ, 588, 331
- Brentjens, M. A. and de Bruyn, A. G.: 2005, A&A 441, 1217
- Cotton, W. D., Dallacasa, D., Fanti, C., Fanti, R., Foley, A. R., Schilizzi, R. T., and Spencer, R. E.: 2003A, A&A 406, 43
- Cotton, W. D., Dallacasa, D., Fanti, C., et al.: 2003B, PASA 20, 12
- Cotton, W. D.: 2008, PASP 120, 439
- Sokoloff, D. D., Bykov, A. A., Shukurov, A., Berkhuijsen, E. M., Beck, R. and Poezd, A. D.: 1998, MNRAS, 299, 189