

# The maximum force in a column under constant speed compression

Vitaly A. Kuzkin\*      Mona M. Dannert

March 6, 2022

## Abstract

Dynamic buckling of an elastic column under compression at constant speed is investigated assuming the first-mode buckling. Two cases are considered: (i) an imperfect column (Hoff's statement), and (ii) a perfect column having an initial lateral deflection. The range of parameters, where the maximum load supported by a column exceeds Euler static force is determined. In this range, the maximum load is represented as a function of the compression rate, slenderness ratio, and imperfection/initial deflection. Considering the results we answer the following question: "How slowly the column should be compressed in order to measure static load-bearing capacity?" This question is important for the proper setup of laboratory experiments and computer simulations of buckling.

Additionally, it is shown that the behavior of a perfect column having an initial deflection differ significantly from the behavior of an imperfect column. In particular, the dependence of the maximum force on the compression rate is non-monotonic. The analytical results are supported by numerical simulations and available experimental data.

**Keywords:** Hoff's problem; dynamic buckling; compression test; column; Airy equation; Euler force.

## 1 Introduction

Buckling of columns (rods, beams) under compression is a classical problem for mechanics of solids. In 1744 Leonard Euler predicted the critical buckling force for a compressed column in statics. Numerous experimental and theoretical studies have revealed that the behavior of a column in dynamics is significantly more complicated. In particular, in dynamics the maximum force is usually not equal to Euler static force [1, 2]. Moreover dynamic buckling behavior significantly depends on the way of compression. A review of different loading conditions is given, for example, in paper [3]. Buckling

---

\*Vitaly A. Kuzkin, Peter the Great Saint Petersburg Polytechnical University, Polytechnicheskaya st. 29, Saint Petersburg, Russia; Institute for Problems in Mechanical Engineering RAS, Bolshoy pr. V.O. 61, Saint Petersburg, Russia Tel.: +7-981-7078702; e-mail: kuzkinva@gmail.com; Mona M. Dannert, Institute of Mechanics and Computational Mechanics, Leibniz University Hanover, Appelstrasse 9a, 30167 Hannover

under the action of time-dependent aperiodic load is considered in papers [4, 5, 6]. Sudden application of a constant force, refereed to as Ishlinsky-Lavrentiev problem [7], was investigated, for example, in papers [1, 8, 9, 10, 11]. Buckling under impact loading was studied theoretically and experimentally in papers [12, 13].

In the above-mentioned loading regimes the transition to quasi-statics is not straightforward or even impossible. Therefore static load-bearing capacity is measured using hydraulic testing machines. In this case column ends move towards each other with constant velocity. The longitudinal force in the column increases with time. At some moment of time the force reaches the maximum value, further refereed to as “the maximum force supported by a column”. If the velocity is sufficiently small, then the quasi-static behavior is expected. However in 1951 N.J. Hoff has shown that even at very small (compared to sound speed) compression rates, the maximum force supported by a column significantly exceed Euler static force [2]. This theoretical result is supported by experimental observations [14, 15]. In particular, in paper [15] it has been shown that for thin columns the maximum force can exceed Euler static force by a factor of 100. The difference is caused by lateral inertia of a column [2]. Assuming the first mode buckling, Hoff has demonstrated that the maximum force is a function of two parameters: (i) an amplitude of column’s imperfection, and (ii) a similarity number, depending on length/thickness ratio of the column and the compression rate. Buckling under constant speed compression was studied in many papers [16, 17, 18, 19, 20, 21]. The influence of axial inertia [17], random imperfection [19], and boundary conditions [16] was investigated. In particular, it has been shown that in the case of small imperfections the time evolution of column’s deflection is represented in terms of Bessel functions [2], Lommel functions [19] or, Airy functions [21]. However, to our knowledge, analytical expression for the maximum load supported by a column as a function of compression rate, and imperfection of the column has not been reported.

In the present paper we consider dynamic buckling of a column under constant speed compression. The paper is organized as follows. In section 2, we recall Hoff’s formulation of buckling problem for an imperfect column [2]. An example, demonstrating typical behavior of the system is given. In section 3, slightly imperfect and perfect columns are considered. In both cases, simple analytical expressions for the maximum force as a function of compression rate, slenderness ration, and initial deflection/imperfection are derived. Using the expressions, we answer the following question: “How slowly the column should be compressed in order to measure static load-bearing capacity?” Analytical results are compared with corresponding numerical solutions and experimental data [14]. In conclusions, the importance of strain-rate effects in buckling of micro and nano columns is discussed.

## **2 Dynamic buckling of an imperfect column: Hoff’s statement**

In the present section, we recall the formulation of Hoff’s problem [2, 18, 19]. Hoff has considered compression of naturally curved column in a hydraulic testing machine. Column ends move towards each other with constant velocity  $v$  (see figure 1). Longitudinal vibrations of the column are neglected. In paper [17] it is shown that

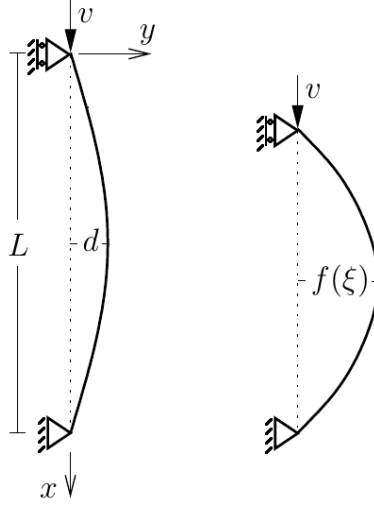


Figure 1: Initial (left) and current (right) configurations of the column. Here  $d$  is the amplitude of imperfection.

at sufficiently small compression rates the influence of longitudinal vibrations is insignificant. The lateral deflection of the column  $y(x, t)$  satisfies the following partial differential equation [18]:

$$EI \frac{\partial^4 (y - y_0)}{\partial x^4} + P \frac{\partial^2 y}{\partial x^2} + \rho A \frac{\partial^2 y}{\partial t^2} = 0, \quad (1)$$

where  $y_0(x)$  is the lateral deflection due to the imperfection,  $P$  is the longitudinal force,  $E$  is Young's modulus,  $I$  is the moment of inertia of the cross-section,  $A$  is the cross-sectional area, and  $\rho$  is the density. It is assumed that the longitudinal force is constant along the column. Summing the contributions of longitudinal displacement,  $vt$ , and lateral deflection, yields the following expression for the longitudinal force:

$$P = \frac{EA}{L} \left( vt - \frac{1}{2} \int_0^L \left[ \left( \frac{\partial y}{\partial x} \right)^2 - \left( \frac{\partial y_0}{\partial x} \right)^2 \right] dx \right). \quad (2)$$

where  $L$  is the column's length. The following boundary conditions are used

$$y|_{x=0} = y|_{x=L} = 0, \quad \left. \frac{\partial^2 y}{\partial x^2} \right|_{x=0} = \left. \frac{\partial^2 y}{\partial x^2} \right|_{x=L} = 0. \quad (3)$$

Hoff has assumed the first-mode buckling. This assumption is satisfied at sufficiently low compression speeds. Then the deflection can be approximated as

$$y(x, t) = R f(\xi) \sin \frac{\pi x}{L}, \quad \xi = \frac{vtL}{\pi^2 R^2}, \quad (4)$$

where  $\xi$  is a dimensionless time,  $R = \sqrt{I/A}$  is the radius of gyration. In Hoff's statement the initial deflection is caused by imperfection of the column. The imperfection is also approximated by a sine wave:

$$y(x, 0) = y_0(x) = Rd \sin \frac{\pi x}{L}, \quad (5)$$

where  $d$  is a dimensionless amplitude of the imperfection. Inserting (2) and (4) into equation (1) yields an ordinary differential equation for dimensionless deflection amplitude  $f(\xi)$ :

$$f'' + \Omega \left[ \left( 1 - \xi - \frac{d^2}{4} \right) f + \frac{1}{4} f^3 - d \right] = 0, \quad f(0) = d, \quad f'(0) = 0. \quad (6)$$

where prime denotes the derivative with respect to dimensionless time  $\xi$ . Equation (6) shows that buckling behavior is governed by two parameters: the dimensionless imperfection amplitude,  $d$ , and Hoff's similarity number,  $\Omega$ , defined as

$$\Omega = \pi^8 \left( \frac{R}{L} \right)^6 \left( \frac{v_s}{v} \right)^2, \quad (7)$$

where  $v_s = \sqrt{E/\rho}$  is the velocity of longitudinal waves in a column. Note that  $\Omega \rightarrow 0$  corresponds to rapid loading, while  $\Omega \rightarrow +\infty$  corresponds to quasi-statics. Typical values of  $\Omega$  are given in section 3.2.

The relationship between the longitudinal force,  $P$ , dimensionless time,  $\xi$ , and deflection,  $f$ , follows from (2) and (4):

$$\frac{P}{P_E} = \xi - \frac{1}{4} (f(\xi)^2 - d^2), \quad (8)$$

where  $P_E = (\pi^2 EI)/L^2$  is Euler static force for a perfect column.

As an example, dependencies of a longitudinal force and deflection on dimensionless time  $\xi$ , obtained by numerical solution of equation (6) for  $\Omega = 1, d = 10^{-2}$ , are shown in figure 2. It is seen that the force increases almost linearly with  $\xi$ . It reaches Euler

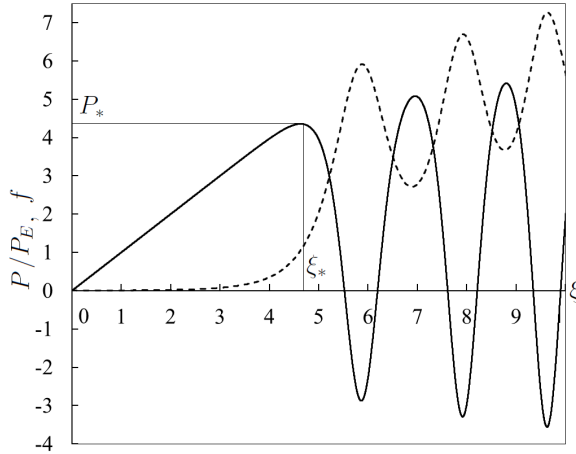


Figure 2: Longitudinal force (solid line), and deflection (dashedline) of a column: numerical solution of equation (6) for  $\Omega = 1, d = 0.01$ .

static force at  $\xi \approx 1 - d^2/4$ . For  $\xi > 1 - d^2/4$  the system has negative stiffness and the deflection rapidly increases. However because of inertia, a certain time is required

for a column to buckle [2]. We denote the moment of time when the longitudinal force takes the maximum value as  $\xi_*$ . Then  $\xi_*$  is defined by the following equation:

$$\left. \frac{dP}{d\xi} \right|_{\xi=\xi_*} = 0 \quad \Rightarrow \quad f(\xi_*)f'(\xi_*) = 2. \quad (9)$$

If the deflection  $f(\xi)$  is known, then solving equation (9) with respect to  $\xi_*$  and substituting the result into formula (8), yields the maximum force supported by a column  $P_*$ :

$$\frac{P_*}{P_E} = \xi_* - \frac{1}{4} (f(\xi_*)^2 - d^2), \quad (10)$$

Thus, the dependence of maximum force on similarity number,  $\Omega$ , and imperfection,  $d$ , is given in the implicit form by equations (6), (9), and (10). The explicit dependence is derived in the next section.

### 3 Calculation of the maximum force supported by a column

#### 3.1 Time required for buckling

Equation (9) shows that because of lateral inertia, a certain time is required for a column to buckle. This was first observed by Hoff [2]: “*During a rapid loading the transverse motion of the elements of the column is retarded by inertia of their masses. For this reason the dynamic deflection lag behind the values that correspond to infinitely slow loading.*” In the present section, we derive the expression for the time,  $\xi_*$ , corresponding to the maximum value of the force, as a function of Hoff’s similarity number,  $\Omega$ , initial deflection,  $f_0$ , and imperfection amplitude,  $d$ .

Consider the case of small deflections ( $f \ll 1$ ). Then neglecting the cubic term in Hoff’s differential equation (6) yields:

$$f'' + \Omega \left[ \left( 1 - \xi - \frac{d^2}{4} \right) f - d \right] = 0, \quad f(0) = f_0, \quad f'(0) = 0. \quad (11)$$

Note that, in general, we assume  $f_0 \neq d$ . This allows us to consider a perfectly shaped column ( $d = 0$ ). The solution of equation (11) is represented in terms of Airy’s functions:

$$f(\zeta) = \pi f_0 \left[ \text{Ai}(\zeta) \text{Bi}' \left( -\Omega^{\frac{1}{3}} \right) - \text{Ai}' \left( -\Omega^{\frac{1}{3}} \right) \text{Bi}(\zeta) \right] - \pi d \Omega^{\frac{1}{3}} \left[ \text{Ai}(\zeta) \int_{-\Omega^{\frac{1}{3}}}^{\zeta} \text{Bi}(z) dz - \text{Bi}(\zeta) \int_{-\Omega^{\frac{1}{3}}}^{\zeta} \text{Ai}(z) dz \right], \quad \zeta = \Omega^{\frac{1}{3}} \left( \xi + \frac{d^2}{4} - 1 \right), \quad (12)$$

where the identity  $\text{Bi}'\text{Ai} - \text{Ai}'\text{Bi} = 1/\pi$  was used. Properties of Airy’s functions are described, for example, in a book [24].

From the maximum condition (9) it follows that for small initial deflection,  $f_0$ , and imperfection,  $d$ , the parameter  $\zeta_* = \Omega^{\frac{1}{3}}(\xi_* + d^2/4 - 1)$  is large. Then neglecting in

formula (12) the contribution of function Ai and substituting the resulting expression into (9), yields the equation relating  $\xi_*$  and  $\Omega$ :

$$\pi^2 \Omega^{\frac{1}{3}} \left[ f_0 \text{Ai}'\left(-\Omega^{\frac{1}{3}}\right) - d \Omega^{\frac{1}{3}} \int_{-\Omega^{\frac{1}{3}}}^{\zeta_*} \text{Ai}(z) dz \right]^2 \text{Bi}(\zeta_*) \text{Bi}'(\zeta_*) = 2, \quad \zeta_* = \Omega^{\frac{1}{3}} \left( \xi_* + \frac{d^2}{4} - 1 \right). \quad (13)$$

The key step is to use the following asymptotic formulas for Airy functions at  $\zeta_* \rightarrow +\infty$ :

$$\int_{-\Omega^{\frac{1}{3}}}^{\zeta_*} \text{Ai}(z) dz \sim \int_{-\Omega^{\frac{1}{3}}}^0 \text{Ai}(s) ds + \frac{1}{3}, \quad \text{Bi}(\zeta_*) \sim \frac{e^{\frac{2}{3}\zeta_*^{\frac{3}{2}}}}{\sqrt{\pi}\zeta_*^{\frac{1}{4}}}, \quad \text{Bi}'(\zeta_*) \sim \frac{\zeta_*^{\frac{1}{4}}}{\sqrt{\pi}} e^{\frac{2}{3}\zeta_*^{\frac{3}{2}}} \quad (14)$$

Substituting the asymptotic formulas (14) into (13) and solving the resulting equation with respect to  $\xi_*$  yields:

$$\xi_* = 1 - \frac{d^2}{4} + \left\{ \frac{3}{4 \Omega^{\frac{1}{2}}} \ln \left[ \frac{2}{\pi \Omega^{\frac{1}{3}}} \left( f_0 \text{Ai}'\left(-\Omega^{\frac{1}{3}}\right) - d \Omega^{\frac{1}{3}} \left( \int_{-\Omega^{\frac{1}{3}}}^0 \text{Ai}(z) dz + \frac{1}{3} \right) \right) \right]^{-2} \right\}^{\frac{2}{3}}. \quad (15)$$

Formula (15) gives the explicit dependence of the “time required for buckling” on the similarity number, imperfection amplitude, and initial deflection. It is applicable to perfect and imperfect columns. Further these two cases are considered separately.

### 3.2 Imperfect column

Following Hoff, we assume that initial deflection of the column is due to imperfection only ( $f(0) = d$ ). From asymptotic formulas (14) it follows that for small imperfections,  $d$ , the term  $f(\xi_*)^2/4$  in equation (10) can be neglected and therefore  $P_*/P_E \approx \xi_* + d^2/4$ . Also in order to simplify formula (15), we assume that  $\Omega$  is large. In this case  $\text{Ai}'(-\Omega^{\frac{1}{3}})$  can be neglected compared to  $\Omega^{\frac{1}{3}}$  and  $\int_{-\Omega^{\frac{1}{3}}}^0 \text{Ai}(s) ds \sim 2/3$ . Then the expression for the maximum force,  $P_*$ , takes the form:

$$\frac{P_*}{P_E} = 1 + \left( \frac{3}{4 \Omega^{\frac{1}{2}}} \ln \left[ \frac{2}{\pi d^2 \Omega} \right] \right)^{\frac{2}{3}}, \quad \Omega = \pi^8 \left( \frac{R}{L} \right)^6 \left( \frac{v_s}{v} \right)^2. \quad (16)$$

Formula (16) gives simple analytical relationship between the main parameters of the problem: maximum force, compression rate, length/thickness ratio, and imperfection of the column. This is the main result of the present paper.

Formula (16) shows that the influence of compression rate on the maximum force is very strong. The influence of imperfection is logarithmic (see figure 3). The maximum force is equal to Euler static force for a certain value of similarity number,  $\Omega_E$ , depending on the imperfection:

$$P_* = P_E \quad \Rightarrow \quad \Omega = \Omega_E = \frac{2}{\pi d^2}. \quad (17)$$

Formula (16) is applicable for  $\Omega \leq \Omega_E$ . In this interval, the maximum force is larger than Euler static force. Formula (17) can be used, for example, for choosing appropriate compression rate in laboratory experiments and numerical simulations. According to formula (17), in order to measure the static load-bearing capacity, the velocity of compression should satisfy the following inequality:

$$\frac{v}{v_s} < \frac{\pi^{\frac{9}{2}} d}{\sqrt{2}} \left( \frac{R}{L} \right)^3. \quad (18)$$

To judge the accuracy of formula (16), we compare the results with numerical solution of Hoff's non-linear equation (6). Leap-frog integration scheme [25] is used. The dimensionless time steps for the numerical integration is  $\Delta\xi = 0.016\Omega^{-1/2}$ . Note that the time step satisfies the stability condition for numerical scheme  $\Delta\xi < \frac{\pi}{10}\Omega^{-1/2}$ . In the following simulations Hoff's similarity number belongs to the interval  $\Omega \in [10^{-2}; 10^7]$ . In order to give more intuitive numbers, consider the column with length/thickness ratio  $L/R = 10^2$ . Then compression velocities are in the range  $v/v_s \in [3 \cdot 10^{-8}; 10^{-3}]$ . So for a steel column with  $v_s \approx 5 \cdot 10^3$  m/s, the compression velocities from 0.15 mm/s to 5 m/s are considered.

Compare the maximum force supported by a column,  $P_*$ , calculated using expression (16) with the results of numerical solution of equation (6). The results for imperfections  $d = 10^{-1}, 10^{-2}, 10^{-4}, 10^{-6}$  are shown in figure 3. The maximum value of  $\Omega$  considered below is equal to  $\Omega_E$ . Experimental points from the papers [14, 22] are added ( $d = 10^{-1}$  (stars) and  $d = 10^{-2}$  (pluses)). It is seen that predictions of analyti-

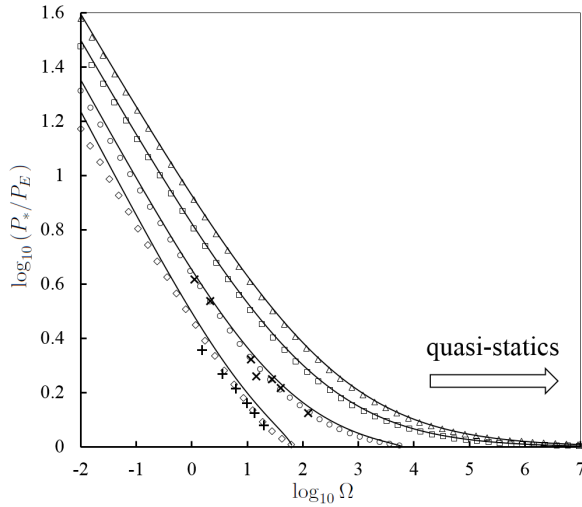


Figure 3: Comparison of analytical (solid lines), numerical, and experimental results for different imperfections:  $d = 10^{-1}$  (diamonds — numerical; pluses — experimental [14]),  $d = 10^{-2}$  (circles — numerical, crosses — experimental [14]),  $d = 10^{-4}$  (squares — numerical), and  $d = 10^{-6}$  (triangles — numerical).

cal formula (16) are in a good agreement with experimental and numerical results. As expected, the accuracy of formula (16) increases with decreasing imperfection ( $d \rightarrow 0$ ). In spite of the fact that formula (16) is derived assuming large  $\Omega$ , it has acceptable accuracy in the whole range of similarity numbers considered above.

### 3.3 Perfect column

Calculate the maximum force supported by a perfect column ( $d = 0$ ). Substituting formula (15) into formula (10) and neglecting the term  $f(\xi_*)^2$ , yields

$$\frac{P_*}{P_E} = 1 + \left( \frac{3}{4\Omega^{\frac{1}{2}}} \ln \left[ \frac{2}{\pi f_0^2 \Omega^{\frac{1}{3}} \text{Ai}' \left( -\Omega^{\frac{1}{3}} \right)^2} \right] \right)^{\frac{2}{3}}, \quad (19)$$

Formula (19) gives an explicit dependence of the maximum force supported by a perfect column on similarity number and initial deflection. Consider asymptotic expression for  $\text{Ai}' \left( -\Omega^{\frac{1}{3}} \right)$  at large values of  $\Omega$ :

$$\text{Ai}' \left( -\Omega^{\frac{1}{3}} \right) \sim -\frac{\Omega^{\frac{1}{12}}}{\sqrt{\pi}} \cos \left( \frac{2}{3}\Omega^{\frac{1}{2}} + \frac{\pi}{4} \right) \quad (20)$$

From formulas (19), (20) it follows that the dependence of the maximum force on  $\Omega$  for a perfect column is non-monotonic. Moreover, the maximum force tends to infinity at similarity numbers,  $\Omega_k$ , satisfying the equation  $\text{Ai}' \left( -\Omega_k^{\frac{1}{3}} \right) = 0$ . Using asymptotic formula (20), yields an approximate expression for  $\Omega_k$ :

$$\Omega_k \approx \frac{9\pi^2}{64} (2k-1)^2, \quad k = 1, 2, \dots \quad (21)$$

The dependence of column's deflection on time for  $\Omega = \Omega_k$  follows from (12):

$$f(\xi) = \pi f_0 \text{Bi}' \left( -\Omega_k^{\frac{1}{3}} \right) \text{Ai} \left( \Omega_k^{\frac{1}{3}} (\xi - 1) \right). \quad (22)$$

Formula (22) shows that the deflection tends to zero as time tends to infinity. Therefore the solution of linear equation (11) predicts that for similarity numbers  $\Omega_k$  there is no buckling and the longitudinal force increases infinitely.

Compare the dependence of the maximum force on similarity number (19) with results of numerical solution of nonlinear Hoff's equation. The results for  $f_0 = 10^{-3}$  are shown in figure 4. It is seen that both analytical and numerical solutions have maxima at similarity numbers given by approximate formula (21). Therefore the behavior of a perfect column having initial deflection is significantly different than the behavior of an imperfect column.

## 4 Conclusion

Dynamic buckling of an elastic column under constant speed compression was considered assuming the first mode buckling. Perfect (straight) and imperfect (naturally curved) columns were investigated. For imperfect columns the range of parameters, where the buckling force exceeds Euler static force was determined analytically. In this range, the dependence of maximum force supported by a column on compression rate, length/thickness ratio, and imperfection is described by simple analytical formula (16).



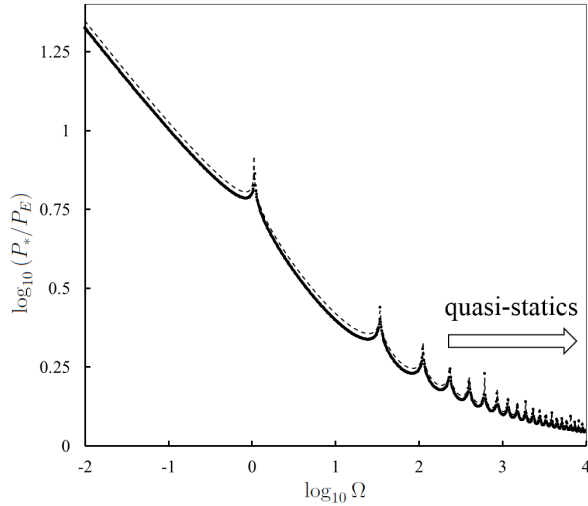


Figure 4: Dependence of the maximum force on the similarity number for a perfect column: analytical (dashed line) and numerical (points) results for  $f_0 = 10^{-3}$ . The line corresponding to numerical solution contains  $10^3$  points.

Formula (16) shows that the dependence of the maximum force on compression rate and length/thickness ratio is very strong. At the same time, the influence of imperfection is logarithmic. Numerical simulations show that formula (16) has acceptable accuracy in the range of parameters, where the maximum force exceeds Euler force. The accuracy increases with decreasing amplitude of column's imperfection. These theoretical results suggest that the compression rate, required for measuring static load-bearing capacity of columns should satisfy the inequality (18). This inequality can be used for proper setup of laboratory experiments and computer simulations of buckling. For a perfect column the dependence of the maximum force on compression rate is non-monotonic. It has an infinite number of maxima at the points determined by formula (21). The validity of analytical results is supported by corresponding numerical solutions.

Finally, let us note that investigation of perfect and nearly perfect structures is motivated by recent development of micro and nanotechnologies. The results obtained in the present paper provide some insights into buckling behavior of micro and nano structures, such as, nanowires [27], whiskers [26], nanotubes [28, 29], etc. At nanoscale the column may have perfectly straight shape. Deviations from the straight configuration are due to thermal motion only. The results of the present paper suggests, that the influence of strain rate is very important and should be taken into account in computer simulations and real experiments on buckling of nanostructures.

The authors are deeply grateful to A.K. Belyaev, D.A. Indeytsev, E.A. Ivanova, A.M. Krivtsov, A.M. Linkov, A. Pshenov, and S. Rudykh for useful discussions. This work was financially supported by Russian Science Foundation.

## References

- [1] Morozov,N.F., Tovstik,P.E.: Dynamic Loss of Stability of a Rod under Longitudinal Load Lower Than the Eulerian Load. *Doklady Physics* 58(11), 510-513 (2013).
- [2] Hoff,N.J.: The dynamics of the buckling of elastic columns. *J. Appl. Mech.* 18, 68–74 (1951).
- [3] Karagiozova,D., Alves,M.: Dynamic elastic-plastic buckling of structural elements: A Review. *Applied Mechanics Reviews* 61 (2008). doi: 10.1115/1.2939481
- [4] Kornev,V.M.: Development of dynamic forms of stability loss of elastic systems under intensive loading over a finite time interval. *Journal of Applied Mechanics and Technical Physics* 13(4), 536–541 (1974).
- [5] Kornev,V.M.: Asymptotic analysis of the behavior of an elastic bar under aperiodic intensive loading, *Journal of Applied Mechanics and Technical Physics* 13(3), 398–406 (1974).
- [6] Markin,A.V.: Buckling in an elastic rod under a time-varying load. *Journal of Applied Mechanics and Technical Physics* 18(1), 134–138 (1977).
- [7] Lavrentev,M.A., Ishlinskii,A.Yu.: Dynamic Shapes of Buckling of Elastic Systems. *Dokl. Akad. Nauk SSSR* 64(6), 779–782 (1949).
- [8] Morozov,N.F., Ilin,D.N., Belyaev,A.K.: Dynamic buckling of a rod under axial jump loading. *Doklady Physics* 58(5), 191–195 (2013). doi: 10.1134/S1028335813050078
- [9] Belyaev,A.K., Ilin,D.N., Morozov,N.F.: Dynamic approach to the IshlinskyLavrentev problem. *Mech. Sol.* 48(5), 504–508 (2013). doi: 10.3103/S002565441305004X
- [10] Morozov,N.F., Tovstik,P.E., Tovstik,T.P.: Again on the Ishlinskii-Lavrentyev problem. *Doklady Physics* 59(4), 189–192 (2014). doi: 0.1134/S102833581404003X
- [11] Belyaev,A.K., Morozov,N.F., Tovstik,P.E., Tovstik,T.P.: The Ishlinskii-Lavrentev problem at the initial stage of motion. *Doklady Physics* 60(8), 368–371 (2015).
- [12] Ji,W., Waas,A.M.: Dynamic bifurcation buckling of an impacted column. *Int. J. Eng. Sci.* 46, 958–967 (2008). doi: 10.1016/j.ijengsci.2008.04.003
- [13] Mimura,K., Umeda,T., Yu,M., Uchida,Y., Yaka,H.: Effects of impact velocity and slenderness ratio on dynamic buckling load for long columns. *Int. J. Mod. Phys. B* 22(31,32), 5596–5602 (2008).
- [14] Erickson,B., Nardo,S.V., Patel,S.A., Hoff,N.J.: An experimental investigation of the maximum loads supported by elastic columns in rapid compression tests. *Proceedings of the Society for Experimental Stress Analysis* 14(1), 13–20 (1956).

- [15] Mimura,K., Kikui,T., Nishide,N., Umeda,T., Riku,I., Hashimoto,H.: Buckling behavior of clamped and intermediately-supported long rods in the static-dynamic transition velocity region. *J. Soc. Mat. Sci.* 61(11), 881–887 (2012).
- [16] Motamarri,P., Suryanarayan,S.: Unified analytical solution for dynamic elastic buckling of beams for various boundary conditions and loading rates. *Int. J. Mech. Sci.* 56, 60–69 (2012). doi: 10.1016/j.ijmecsci.2012.01.003
- [17] Sevin,E.: On the elastic bending of columns due to dynamic axial forces including effects of axial inertia. *J. Appl. Mech.* 27(1), 125–131 (1960).
- [18] Dym,C.L., Rasmussen,M.L.: On a perturbation problem in structural dynamics. *Int. J. of Non-Linear Mech.* 3(2), 215–225 (1968).
- [19] Elishakoff,I.: Hoff’s Problem in a Probabilistic Setting. *J. App. Mech.* 47, 403–408 (1980).
- [20] Kounadis,A.N., Mallis,J.: Dynamic stability of initially crooked columns under a time-dependent axial displacement of their support. *Q. J. Mech. Math.* 41(4), 580–596 (1988).
- [21] Tyler Jr.,C.M.: Discussion of reference [2]. *J. App. Mech.* 18, 317 (1951).
- [22] Herrmann,J.: Dynamic stability of structures - Proceedings of an international conference held at Northwestern University, Evanston, Illinois. In: Hoff,N.J.: Dynamic stability of structures (keynote address), pp. 7–44, Pergamon Press, Bristol (1965).
- [23] Kuzkin,V.A.: Structural model for the dynamic buckling of a column under constant rate compression // arXiv:1506.00427 [physics.class-ph] (2015).
- [24] Olver,F.W.J., Lozier,D.W., Boisvert,R.F., Clark,W.: *NIST Handbook of Mathematical Functions*, Cambridge University Press, Cambridge (2010).
- [25] Verlet,L.: Computer experiments on classical fluids. I. Thermodynamical, properties of Lennard-Jones molecules, *Phys. Rev.* 159, 98–103 (1967).
- [26] Kato,R., Miyazawa,K., Kizuka,T.: Buckling of C60 whiskers. *Appl. Phys. Lett.* 89(7), 071912–071912-3 (2006).
- [27] Tang,C.Y., Zhang,L.C., Mylvaganam,K.: Rate dependent deformation of a silicon nanowire under uniaxial compression: Yielding, buckling and constitutive description. *Comp. Mat. Sci.* 51, pp. 117–121 (2012). doi: 10.1016/j.commatsci.2011.07.037
- [28] Shima,H.: Buckling of Carbon Nanotubes: A State of the Art Review. *Materials* 5, 47–84 (2012).
- [29] Annin,B.D., Alekhin,V.V., Babichev,A.V., Korobeynikov,S.N. Molecular mechanics method applied to problems of stability and natural vibrations of single-layer carbon nanotubes. *Mech. Sol.* 47 (5), 2012.