

High-energy waves in superpolynomial FPU-type chains

Michael Herrmann*

March 6, 2022

Abstract

We consider periodic traveling waves in FPU-type chains with superpolynomial interaction forces and derive explicit asymptotic formulas for the high-energy limit as well as bounds for the corresponding approximation error. In the proof we adapt twoscale techniques that have recently been developed by Herrmann and Matthies for chains with singular potential and provide an asymptotic ODE for the scaled distance profile.

Keywords: *asymptotic analysis, nonlinear lattice waves, high-energy limit in atomic chains*

MSC (2010): 37K60, 37K40, 74H10

Contents

1	Introduction	1
1.1	Family of traveling waves and high-energy limit	2
1.2	Main result and discussion	4
2	Asymptotic analysis	6
2.1	Tip scaling	6
2.2	Transition and foot scaling	12
2.3	Scaling of the scalar quantities	15
2.4	Approximation formulas	16
A	Proof of Proposition 2	18

1 Introduction

Hamiltonian lattices appear in many branches of physics and materials science as simple dynamical models for spatially discrete systems with energy conservation. Of particular importance are coherent structures such as traveling waves, which can be regarded as the nonlinear fundamental modes and provide the building blocks for more complex solutions.

From a mathematical point of view, Hamiltonian lattice waves are rather complicate because they are not determined by ODEs – as the counterparts in spatially continuous systems – but by nonlocal advance-delay-differential equations. In the prototypical case of a one-dimensional chain with nearest neighbor interactions, which we refer to as Fermi-Pasta-Ulam or FPU-type chain, the problem consists in finding scalar profile functions \mathcal{V} and \mathcal{R} along with a speed σ such that

$$-\sigma\mathcal{R}'(x) = \mathcal{V}(x + \tfrac{1}{2}) - \mathcal{V}(x - \tfrac{1}{2}), \quad -\sigma\mathcal{V}'(x) = \Phi'(\mathcal{R}(x + \tfrac{1}{2})) - \Phi'(\mathcal{R}(x - \tfrac{1}{2})) \quad (1)$$

is satisfied for all $x \in \mathbb{R}$. Here, Φ' is the derivative of the interaction potential and $x = j - \sigma t$ denotes the continuous phase variable, that is the spatial coordinate in the co-moving frame. The profiles \mathcal{V} and \mathcal{R} are related to the atomic velocities and distances, respectively, since we have

$$\dot{u}_j(t) = \mathcal{V}(j - \sigma t), \quad u_{j+1}(t) - u_j(t) = \mathcal{R}(j + \tfrac{1}{2} - \sigma t)$$

*michael.herrmann@uni-muenster.de, Institut für Numerische und Angewandte Mathematik, Universität Münster

for any traveling wave in the FPU-type chain $\ddot{u}_j = \Phi'(u_{j+1} - u_j) - \Phi'(u_j - u_{j-1})$.

For the integrable examples – the linear case, the Toda chain, and the hard-sphere model – the complete solution set to the nonlocal equation (1) is known, see [Tes01, DHM06] and the references therein. For general potentials, however, there exists nowadays a sophisticated existence theory for different types of traveling waves, see the discussion below, but only very little is known about their qualitative properties. In particular, there is no result that guarantees the uniqueness or the dynamical stability of traveling waves in a chain with arbitrary but convex interaction potential. Mathematically, this lack of information is intimately related to the characteristic features of (1). First, the advance-delay structure prevents the exploitation of many concepts and methods that have been proven powerful in the context of low-dimensional ODEs and delay equations. Second, the underlying lattice flow is symplectic and exhibits a richer dynamical behavior than dissipative particle systems.

Since a complete understanding of the general case is currently out of reach, we are naturally interested in special potentials and asymptotic regimes that allow for almost explicit or approximate solutions of (1) and hence to investigate the open mathematical problems in a simplified setting. The most prominent example is the near-sonic limit, in which nonlinear lattices can be modeled by the Korteweg-de Vries equation. The advance-delay-differential equations (1) can hence be replaced by a planar ODE, see [FP99, FM02, FM03, Miz11, FML14, HML15] for rigorous approximation formulas, [FP02, FP04a, FP04b, HW08, HW09, Miz13] for stability proofs, and [DP14, GMWZ14, JP14] for generalizations to granular and polyatomic chains. We also refer to [IJ05, DHM06] for the small-amplitude limit, to [Jam12] for the case of near-binary interactions, and to [TV05, SZ09, TV10, SZ12, HMSZ13, TV14] for almost explicit traveling wave solutions in chains with piecewise linear force terms or small perturbations of such systems.

Another asymptotic regime is the high-energy limit for chains with singular potential in which particle interactions can be interpreted as elastic collisions, see [FM02, Tre04]. It has recently been shown in [HM15] by a rigorous twoscale expansion that traveling waves in this limit are determined by an asymptotic ODE initial-value problem, which governs the behavior of the appropriately scaled distance profile. This observation provides a good starting point for further investigations because the limiting ODE problem yields the explicit scaling law for the wave speed as well as global approximation formulas for both the distance and the velocity profile.

In this paper we study the high-energy limit for potentials that do not possess a singularity but grow exponentially. Our overall strategy is similar to [HM15] since we likewise employ local scalings in order to characterize the fine properties of the wave profiles near the critical positions and up to high accuracy. The details, however, are different because we have to impose other scaling relations and to deviate in the justification of the asymptotic estimates. Moreover, the final approximation formulas are more explicit because in our case the asymptotic ODE turns out to be integrable.

1.1 Family of traveling waves and high-energy limit

The literature contains many results that establish the existence of periodic or solitary waves in FPU-type chains with fairly general interaction potential. We refer, for instance, to [FW94, FV99, Her10] for constrained optimization, to [SW97, Pan05] for critical-point techniques, and to [IJ05] for center-manifold reduction. There is, however, no related uniqueness result although it is commonly believed that the different approaches yield – at least for convex potentials – the same family of waves.

In what follows we restrict our considerations to a periodic setting (the solitary case can be studied along the same lines) and construct traveling waves by the constrained maximization of a potential-energy functional subject to certain constraints. More precisely, we study a *normalized velocity profile* V , which is supposed to be $2L$ -periodic, along with the optimization problem

$$\text{Maximize } \mathcal{P}_\delta(V) \quad \text{subject to } \|V\|_2 = 1 \quad \text{and } V \in \mathcal{C}, \quad (2)$$

where the parameter $\delta > 0$ becomes small in the high-energy-limit. The potential-energy functional

\mathcal{P}_δ is defined by

$$\mathcal{P}_\delta(V) := \int_{-L}^{+L} \Phi\left(\frac{(\mathcal{A}V)(x)}{\delta}\right) dx, \quad (\mathcal{A}V)(x) := \int_{x-\frac{1}{2}}^{x+\frac{1}{2}} V(\tilde{x}) d\tilde{x}, \quad (3)$$

where the operator \mathcal{A} can be viewed as the convolution with the indicator function of the symmetric unit interval and provides the *normalized distance profile* via $R := \mathcal{A}V$. Moreover, $\|\cdot\|_p$ abbreviates for any $p \in [1, \infty]$ the usual Lebesgue norm, evaluated on the periodicity cell $[-L, +L]$, and the cone \mathcal{C} consists of all functions that are even, nonnegative, and unimodal on the periodicity cell, i.e.,

$$\mathcal{C} := \left\{ V : V(-x) = V(x) \geq V(\tilde{x}) \geq 0 \text{ for almost all } 0 \leq x \leq \tilde{x} \leq L \right\}. \quad (4)$$

The key observation, see Proposition 2 below, is that any solution V_δ to the constrained optimization problem (2) satisfies the integral equation

$$\lambda_\delta^2 V_\delta = \frac{1}{\delta} \mathcal{A} \Phi' \left(\frac{\mathcal{A}V_\delta}{\delta} \right) \quad (5)$$

for some multiplier $\lambda_\delta^2 > 0$, and differentiation with respect to x reveals

$$R'_\delta(x) = V_\delta(x + \tfrac{1}{2}) - V_\delta(x - \tfrac{1}{2}), \quad V'_\delta(x) = \frac{1}{\delta \lambda_\delta^2} \left(\Phi' \left(\frac{R_\delta(x + \frac{1}{2})}{\delta} \right) - \Phi' \left(\frac{R_\delta(x - \frac{1}{2})}{\delta} \right) \right), \quad (6)$$

where R_δ is shorthand for $\mathcal{A}V_\delta$. In particular, any maximizer of \mathcal{P}_δ provides via

$$\mathcal{V}_\delta(x) := -\lambda_\delta V_\delta(x), \quad \mathcal{R}_\delta(x) := \frac{R_\delta(x)}{\delta}, \quad \sigma_\delta := \lambda_\delta \delta \quad (7)$$

a solution to (1) and hence a periodic traveling wave in the chain. It is, however, more convenient to work with the normalized profiles V_δ and R_δ because these converge in the high-energy limit $\delta \rightarrow 0$ while \mathcal{V}_δ and \mathcal{R}_δ become unbounded.

In this paper we fix $2 < L < \infty$ and assume that the force term $\Phi'(r)$ grows like $r^\mu \exp(r)$, where $\mu \in \mathbb{R}$ is a given parameter. A prototypical example (with $\mu = m$) is

$$\Phi'(r) = (r^m + c_{m-1}r^{m-1} + c_1r) \exp(r), \quad m \in \mathbb{N}, \quad c_1, \dots, c_{m-1} \geq 0$$

but our setting also covers (with $\mu = 0$) the Toda case, in which the particles interact via

$$\Phi'_{\text{Toda}}(r) = \exp(r) - 1. \quad (8)$$

More generally, in what follows we study the following class of FPU-type chains, where some constants have been normalized to ease the presentation.

Assumption 1 (properties of the force function). Φ' can be written as

$$\Phi'(r) = \Psi(r) \exp(r),$$

where $\Psi : \mathbb{R}_+ \rightarrow \mathbb{R}_+$ is continuously differentiable with

$$\Psi(0) = 0$$

and satisfies

$$\Psi(r) > 0, \quad \Psi'(r) + \Psi(r) \geq 0, \quad \left| \frac{\Psi(r)}{r^\mu} - 1 \right| \leq \frac{C}{r} \quad \text{for all } r > 0$$

and some constants $C > 0$, $\mu \in \mathbb{R}$. In particular, the interaction potential Φ is convex on \mathbb{R}_+ , attains a global minimum in 0 and grows like $r^\mu \exp(r)$ as $r \rightarrow \infty$.

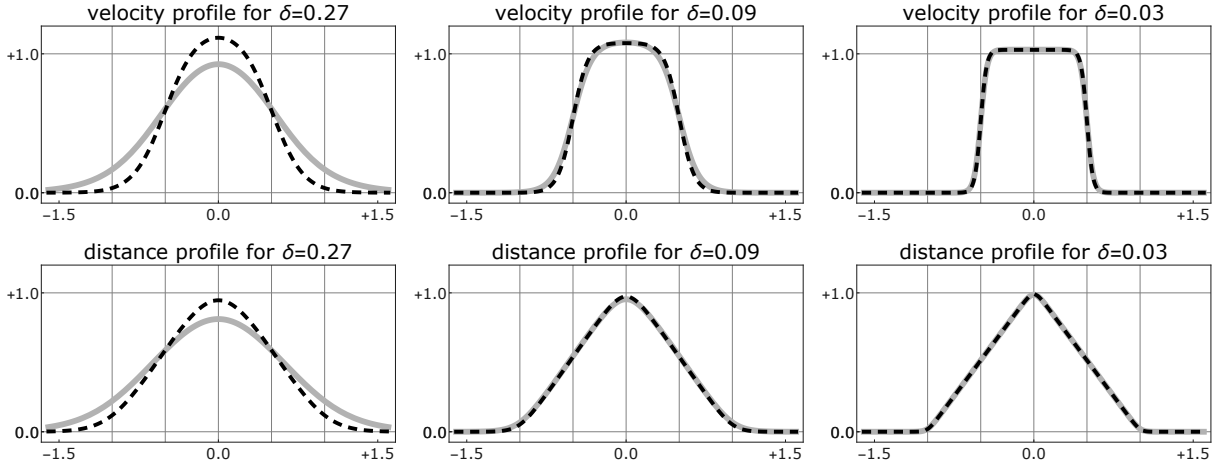


Figure 1: *Top row:* Numerically computed velocity profile V_δ (black, dashed) along with the analytic approximation \bar{V}_δ from (12) (gray, solid) for $\Phi'(r) = (r^2 + 2r) \exp(r)$ and three different values of δ . In the high-energy limit $\delta \rightarrow 0$, both V_δ and \bar{V}_δ converge to the indicator function V_0 but $\|V_\delta - \bar{V}_\delta\|_p$ is asymptotically much smaller than $\|V_\delta - V_0\|_p$. *Bottom row:* The corresponding distance profiles R_δ and \bar{R}_δ , which approach the tent map R_0 as $\delta \rightarrow 0$. The scaled approximation errors are plotted in Figure 4 and the numerical scheme is briefly described at the end of Appendix A.

The asymptotic analysis presented below is based on the following result, which is illustrated in Figure 1 and proven in Appendix A using arguments from [Her10]. Notice that the convexity of Φ – or equivalently, the monotonicity of Φ' – is needed to ensure the existence wave profiles within the cone \mathcal{C} .

Proposition 2 (family of traveling waves and convergence in the high-energy limit). *For any $\delta > 0$ there exist a maximizer V_δ and a Lagrangian multiplier $\lambda_\delta^2 > 0$ such that*

1. *the traveling wave equations (5) and (6) are satisfied,*
2. *V_δ fulfills the norm constraints $\|V_\delta\|_1 = 1$,*
3. *both V_δ and R_δ are $2L$ -periodic, belong to \mathcal{C} , and are pointwise positive.*

Moreover, we have

$$\|V_\delta - V_0\|_2 + \|R_\delta - R_0\|_\infty \xrightarrow{\delta \rightarrow 0} 0, \quad (9)$$

where V_0 is the indicator function of the interval $[-\frac{1}{2}, +\frac{1}{2}]$ and $R_0 = \mathcal{A}V_0$ is a tent map.

1.2 Main result and discussion

In this paper we improve the convergence part of Proposition 2 by adapting the twoscale approach from [HM15]. The key step is to study the convergence under the *tip scaling* in §2.1, which describes the fine structure of R_δ in the vicinity of $x = 0$ and reveals the aforementioned asymptotic ODE initial-value problem. In our case, this problem reads

$$S_0''(y) = 2 \exp(-S_0(y)), \quad S_0'(y) = S_0(y) = 0, \quad (10)$$

and admits the explicit solution

$$S_0(y) = 2 \ln(\cosh(y)). \quad (11)$$

Afterwards we employ in §2.2 the *transition scaling* and the *foot scaling* in order to characterize the jump-like behavior of the velocity profile v_δ near $x = \pm\frac{1}{2}$ and the turn of the distance profiles near $x = \pm 1$, respectively. In this way we identify the scaling law for the speed parameter λ_δ as well as refined asymptotic formulas for the normalized profiles, see §2.3 and §2.4, respectively. Our main findings are formulated in Proposition 5 and Theorem 6, and can be summarized as follows.

Main result. *In the high-energy limit, the wave profiles from Proposition 2 can be approximated by*

$$\bar{V}_\delta(x) := \frac{(1 + \delta) \sinh\left(\frac{1}{2\delta}\right)}{\cosh\left(\frac{1}{2\delta}\right) + \cosh\left(\frac{x}{\delta}\right)}, \quad \bar{R}_\delta(x) := (\delta + \delta^2) \ln \left(1 + \frac{\sinh^2\left(\frac{1}{2\delta}\right)}{\cosh^2\left(\frac{x}{\delta}\right)}\right) \quad (12)$$

and we have

$$\lambda_\delta^2 \delta^\mu \exp\left(-\frac{1}{\delta}\right) \xrightarrow{\delta \rightarrow 0} \exp(1). \quad (13)$$

More precisely, there exist a constant C independent of δ such that

$$\|V_\delta - \bar{V}_\delta\|_p \leq C\delta \|V_\delta - V_0\|_p \leq C\delta^{1+1/p}, \quad \|R_\delta - \bar{R}_\delta\|_p \leq C\delta \|R_\delta - R_0\|_p \leq C\delta^2 \quad (14)$$

holds for any $1 \leq p \leq \infty$, where the norms have to be evaluated on the periodicity cell $[-L, +L]$.

A similar result holds in the case of solitary waves ($L = \infty$) but the corresponding proof is more technical, see the related remarks to Theorem 6 and in Appendix A. Our method can also be applied to other superpolynomially growing functions Φ' but the fundamental scaling relations and the proof details might be different. Unfortunately, the approach does not cover the high-energy limit of polynomial interaction potentials: If Φ' is a polynomial of degree m , the solution set to (5) exhibits asymptotically the invariance $(\delta, V, R, \lambda^2) \rightsquigarrow (\eta\delta, \eta V, \eta R, \lambda^2/\eta)$ and the limit $\delta \rightarrow 0$ is hence not governed by an ODE but by the advance-delay-differential equations (6) with $\delta = 1$ and $\Phi'(r) = r^m$. In this case, however, the arguments presented below can be adapted to derive asymptotic formulas for the limit $m \rightarrow \infty$.

We also recall that [HM15] concerns Lennard-Jones-type potentials with algebraic singularity of order $m > 1$, which requires to modify the fundamental scaling relations and the details in the asymptotic analysis. Moreover, the corresponding asymptotic ODE $S_0''(y) = c_m(1 + S_0(y))^{-m-1}$ cannot be integrated analytically, so the resulting approximation formulas are less explicit than (12), and the guaranteed error bounds are not given by (14) but take another form and depend on δ^m .

The asymptotic ODE (10) reveals that the dynamics of the distance $r_j = u_{j+1} - u_j$ between the particles j and $j+1$ is for some times almost completely determined by r_j itself and hence independent of r_{j-1} and r_{j+1} . On the conceptional level, the high-energy limit can therefore be interpreted as the asymptotic regime in which the interactions between nearest neighbors can be neglected. The similar concept of an anticontinuum limit has been studied for a huge class of many-particle systems such as the discrete nonlinear Schrödinger equation, Klein-Gordon systems, and dimer chains (see, e.g. [MA94, FDMF03, BP13, CBCCMK14]). There is, however, an important difference: The decoupling, which manifests in the tip scaling, describes the effective dynamics of r_j only for certain times, namely those corresponding to $-\frac{1}{2} < x < \frac{1}{2}$, whereas the complete information on the waves can only be obtained by combining the different scalings. The foot scaling, for instance, reflects that for $-\frac{3}{2} < x < -\frac{1}{2}$ and $+\frac{1}{2} < x < +\frac{3}{2}$ the dynamics of r_j is asymptotically governed by r_{j+1} and r_{j-1} , respectively.

We conclude the introduction with some comments on the Toda chain (8). For this integrable model, periodic traveling waves can be expressed in terms of Jacobi elliptic functions, see [Tod67, Whi74], and we readily justify that

$$\mathcal{V}_{\text{Toda}, \beta}(x) := -\frac{2 \sinh^2\left(\frac{1}{\beta}\right)}{\cosh\left(\frac{1}{\beta}\right) + \cosh\left(\frac{2x}{\beta}\right)}, \quad \mathcal{R}_{\text{Toda}, \beta}(x) := \ln \left(1 + \frac{\sinh^2\left(\frac{1}{\beta}\right)}{\cosh^2\left(\frac{x}{\beta}\right)}\right)$$

along with

$$\sigma_{\text{Toda}, \beta} := \beta \sinh\left(\frac{1}{\beta}\right)$$

provide for any $\beta > 0$ an exact solitary wave with unimodal and exponentially decaying wave profiles. We thus infer from (14) that the non-normalized profile functions \mathcal{V}_δ and \mathcal{R}_δ from (7) have for small $\delta > 0$ basically the same shape as the solitary Toda wave with $\beta = 2\delta$, but the wave speed and the wave amplitudes scale differently since (13) depends on μ , the leading algebraic order of the perturbation term Ψ .

We also emphasize that for $\Phi' = \Phi'_{\text{Toda}}$ the error terms $\|V_\delta - \bar{V}_\delta\|_p$ and $\|R_\delta - \bar{R}_\delta\|_p$ are *not*, as one might guess, exponentially small in δ but as large as the related bounds in (14). This seems to be surprising but just means that the formulas in (12) are not optimal for the Toda chain. In fact, our approach applied to (8) also provides high-energy approximations with exponential accuracy, see the discussion at the end of §2.4, but such formulas can directly be derived by asymptotic analysis of Jacobi's elliptic functions. For a nontrivial perturbation term Ψ , however, there are no explicit solution formulas and numerical results indicate that the estimates in (14) are optimal, see Figure 4.

2 Asymptotic analysis

The starting point for our considerations is the second-order advance-delay-differential equation

$$R_\delta''(x) = \frac{1}{\delta\lambda_\delta^2} \left(\Phi' \left(\frac{R_\delta(x+1)}{\delta} \right) + \Phi' \left(\frac{R_\delta(x-1)}{\delta} \right) - 2\Phi' \left(\frac{R_\delta(x)}{\delta} \right) \right), \quad (15)$$

which can be derived from (6) by eliminating the velocity profile V_δ . It is also convenient to introduce the scalar quantities

$$a_\delta := \frac{\delta}{R_\delta(0)}, \quad b_\delta := \sqrt{\delta^2 a_\delta^\mu \lambda_\delta^2 \exp \left(-\frac{1}{a_\delta} \right)}, \quad (16)$$

which appear naturally in many of the asymptotic formulas and estimates identified below. From (9) we immediately infer that the amplitude parameter a_δ satisfies

$$\frac{a_\delta}{\delta} \xrightarrow{\delta \rightarrow 0} \frac{1}{R_0(0)} = 1 \quad (17)$$

but at this moment we do not know how b_δ depends on δ . Below, however, we see that b_δ is an intrinsic length which determines the width of the transition layers in the velocity profile V_δ near $x = \pm \frac{1}{2}$ as well as the fine properties of the distance profile R_δ near $x = 0$ and $x = \pm 1$. These observations finally imply $b_\delta = 2\delta + O(\delta^2)$ and enable us to identify the scaling law for λ_δ , see Proposition 5.

Throughout the paper, we denote by c and C generic positive constants – being rather small and large, respectively – which are independent of δ but can depend on the function Ψ from Assumption 1 and the periodicity parameter L . In all proofs we further assume – without saying so explicitly – that δ is positive but sufficiently small.

2.1 Tip scaling

Our first goal is to describe the ‘tip of the tent’, that is the asymptotic behavior of the distance profiles near $x = 0$. To this end we introduce a scaled space variable $y \in \mathbb{R}$ by

$$x = b_\delta y \quad (18)$$

as well as the scaled distance profile S_δ via

$$S_\delta(y) := \frac{1}{a_\delta} - \frac{1}{\delta} R_\delta(b_\delta y), \quad (19)$$

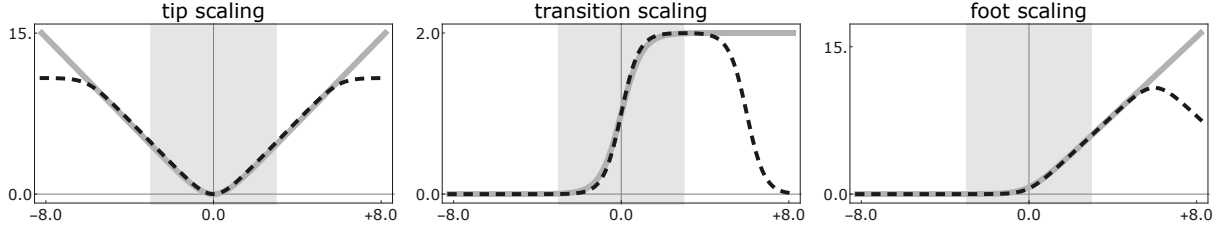


Figure 2: The scaled wave profiles S_δ (left), W_δ (center), and T_δ (right) – see (19), (46), and (47) – for the second simulation from Figure 1 as function of the scaled space variable y from (18). The solid gray and dashed black lines represent the exact values for $\delta = 0$ and the numerical data for $\delta = 0.09$, respectively. The shaded region indicates the interval I_δ from (21) and the corresponding approximation error is shown in Figure 3.

which is even and satisfies

$$S_\delta(0) = S'_\delta(0) = 0. \quad (20)$$

The key ingredient to our asymptotic analysis is to show that the scaled distance profile satisfies

$$S''_\delta(y) \approx 2 \exp(-S_\delta(y))$$

on the interval

$$I_\delta = [-y_\delta^*, +y_\delta^*], \quad y_\delta^* := \frac{1}{2b_\delta}, \quad (21)$$

which corresponds to the domain $|x| \leq \frac{1}{2}$. We can therefore approximate S_δ by S_0 from (11), which is the solution to the ODE initial-value problem (10). The graphs of S_δ and S_0 are illustrated in the left panel of Figure 2.

Proposition 3 (convergence under the tip scaling). *There exists a constant C such that*

$$\sup_{y \in I_\delta} |S_\delta(y) - S_0(y)| + |S'_\delta(y) - S'_0(y)| + |S''_\delta(y) - S''_0(y)| \leq C\delta \quad (22)$$

and

$$|y_\delta^* S'_\delta(y_\delta^*) - y_\delta^* S'_0(y_\delta^*)| \leq C\delta, \quad \int_{I_\delta} |S'_\delta(y) - S'_0(y)| dy \leq C\delta \quad (23)$$

hold for all sufficiently small $\delta > 0$.

Proof. Preliminaries: Since S_δ is even due to $R_\delta \in \mathcal{C}$ and (19), it is sufficient to consider values y with

$$0 \leq y \leq y_\delta^*. \quad (24)$$

The convergence in (9) and the unimodality of R_δ ensure

$$\frac{1}{4} \leq R_\delta(\pm \frac{1}{2}) \leq \frac{3}{4}, \quad \frac{3}{4} \leq R_\delta(0) \leq \frac{5}{4} \quad (25)$$

as well as

$$R_\delta(b_\delta y \pm 1) \leq R_\delta(\pm \frac{1}{2}) \leq R_\delta(b_\delta y) \leq R_\delta(0) \quad (26)$$

for all y under consideration. In particular, S_δ is nonnegative on I_δ .

Perturbed ODE for S_δ : Combining (19) with the second-order advance-delay differential equation (15) we obtain

$$\frac{\delta^2 \lambda_\delta^2}{b_\delta^2} S_\delta''(y) = 2\Phi' \left(\frac{R_\delta(b_\delta y)}{\delta} \right) - \Phi' \left(\frac{R_\delta(b_\delta y - 1)}{\delta} \right) - \Phi' \left(\frac{R_\delta(b_\delta y + 1)}{\delta} \right) \quad (27)$$

and infer from (26) that S_δ is convex on I_δ (S_0 is convex on \mathbb{R}). Due to (19) and since (16) implies

$$\frac{b_\delta^2}{\delta^2 \lambda_\delta^2} = a_\delta^\mu \exp \left(-\frac{1}{a_\delta} \right), \quad (28)$$

equation (27) can be written as

$$S_\delta''(y) = 2 \frac{b_\delta^2}{\delta^2 \lambda_\delta^2} \Phi' \left(\frac{R_\delta(b_\delta y)}{\delta} \right) + f_\delta(y) = 2 \exp \left(-S_\delta(y) \right) + f_\delta(y) + g_\delta(y), \quad (29)$$

where the error terms are given by

$$f_\delta(y) := -\frac{b_\delta^2}{\delta^2 \lambda_\delta^2} \left(\Phi' \left(\frac{R_\delta(b_\delta y - 1)}{\delta} \right) + \Phi' \left(\frac{R_\delta(b_\delta y + 1)}{\delta} \right) \right)$$

and

$$g_\delta(y) := 2 \exp \left(-S_\delta(y) \right) \left(a_\delta^\mu \Psi \left(\frac{R_\delta(b_\delta y)}{\delta} \right) - 1 \right). \quad (30)$$

Pointwise estimates for f_δ and g_δ : The first error term can – due to (17), (25), (26), and (28) – be bounded by

$$\begin{aligned} \sup_{y \in I_\delta} |f_\delta(y)| &= a_\delta^\mu \exp \left(-\frac{1}{a_\delta} \right) \left(\Phi' \left(\frac{R_\delta(b_\delta y - 1)}{\delta} \right) + \Phi' \left(\frac{R_\delta(b_\delta y + 1)}{\delta} \right) \right) \\ &\leq C \delta^\mu \exp \left(-\frac{1}{a_\delta} \right) \Phi' \left(\frac{3}{4\delta} \right) \leq C \exp \left(-\frac{c}{\delta} \right), \end{aligned} \quad (31)$$

where we also used the monotonicity and the asymptotic behavior of Φ' . To estimate the second error term, we observe that

$$a_\delta^\mu \Psi \left(\frac{R_\delta(b_\delta y)}{\delta} \right) - 1 = \left(a_\delta^\mu \left(\frac{R_\delta(b_\delta y)}{\delta} \right)^\mu - 1 \right) + a_\delta^\mu \left(\frac{R_\delta(b_\delta y)}{\delta} \right)^\mu \left(\frac{\Psi \left(\frac{R_\delta(b_\delta y)}{\delta} \right)}{\left(\frac{R_\delta(b_\delta y)}{\delta} \right)^\mu} - 1 \right)$$

and with (19) we conclude

$$\left(a_\delta^\mu \left(\frac{R_\delta(b_\delta y)}{\delta} \right)^\mu - 1 \right) = \left(1 - a_\delta S_\delta(y) \right)^\mu - 1.$$

Moreover, (17) combined with (19) and (26) guarantees

$$c \leq 1 - a_\delta S_\delta(y) = \frac{a_\delta}{\delta} R_\delta(b_\delta y) \leq C,$$

so a simple Taylor argument provides

$$\left| a_\delta^\mu \left(\frac{R_\delta(b_\delta y)}{\delta} \right)^\mu - 1 \right| \leq C a_\delta S_\delta(y) \leq C \delta S_\delta(y).$$

On the other hand, thanks to Assumption 1, (17), and (25)+(26) we estimate

$$a_\delta^\mu \left(\frac{R_\delta(b_\delta y)}{\delta} \right)^\mu \left| \frac{\Psi \left(\frac{R_\delta(b_\delta y)}{\delta} \right)}{\left(\frac{R_\delta(b_\delta y)}{\delta} \right)^\mu} - 1 \right| \leq C a_\delta^\mu \left(\frac{R_\delta(b_\delta y)}{\delta} \right)^{\mu-1} \leq C \delta,$$

and summing the last two results we deduce from (30) that

$$\sup_{y \in I_\delta} |g_\delta(y)| \leq C \delta \exp \left(-S_\delta(y) \right) \left(1 + S_\delta(y) \right) \leq C \delta \exp \left(-c S_\delta(y) \right). \quad (32)$$

Upper bound for b_δ : Employing (17) as well as the properties of Φ' , R_δ , and \mathcal{A} we show that

$$\frac{1}{\delta} \left(\mathcal{A} \Phi' \left(\frac{R_\delta(x)}{\delta} \right) \right)(x) \leq \frac{1}{\delta} \Phi' \left(\frac{1}{a_\delta} \right) \leq \frac{C}{\delta^{\mu+1}} \exp \left(\frac{1}{a_\delta} \right) \quad \text{for all } x,$$

and testing the traveling wave equation (5) with V_0 gives

$$c \lambda_\delta^2 \leq \lambda_\delta^2 \int_{-1/2}^{1/2} V_\delta(x) V_0(x) dx \leq \frac{C}{\delta^{\mu+1}} \exp \left(\frac{1}{a_\delta} \right)$$

thanks to $V_\delta \rightarrow V_0$ and $\int_{-1/2}^{+1/2} V_0(x)^2 dx = 1$, see Proposition 2. The estimate

$$b_\delta \leq C \sqrt{\delta} \quad (33)$$

is therefore granted by (16) and (17). In particular, the interval I_δ is large and we have

$$y_\delta^* > 1. \quad (34)$$

Local approximation estimates: We define

$$d_\delta(y) := |S_\delta(y) - S_0(y)| + |S'_\delta(y) - S'_0(y)|$$

and recall that

$$|\exp(-S_\delta(y)) - \exp(-S_0(y))| \leq e_\delta(z) |S_\delta(y) - S_0(y)|, \quad (35)$$

where

$$e_\delta(z) := \exp \left(-\min \{ S_\delta(z), S_0(z) \} \right).$$

Moreover, by standard arguments we derive from the ODE initial-value problems (10) and (20)+(29) the Gronwall-type inequality

$$d_\delta(y) \leq C \int_0^y \left(e_\delta(\tilde{y}) d_\delta(\tilde{y}) + f_\delta(\tilde{y}) + g_\delta(\tilde{y}) \right) d\tilde{y}, \quad (36)$$

which controls the growth of d_δ . More precisely, for $0 \leq y \leq 1$ and using (31), (32), and (34) we estimate

$$e_\delta(y) \leq 1, \quad f_\delta(y) \leq C \delta, \quad g_\delta(y) \leq C \delta,$$

so (36) implies

$$d_\delta(y) \leq C \int_0^y d_\delta(\tilde{y}) \, d\tilde{y} + C\delta =: D_{\text{loc},\delta}(y)$$

and hence

$$D'_{\text{loc},\delta}(y) = C d_\delta(y) \leq C D_{\text{loc},\delta}(y), \quad D_{\text{loc},\delta}(0) \leq C\delta$$

for all $0 \leq y \leq 1$. The comparison principle for scalar ODE thus ensures

$$\sup_{0 \leq y \leq 1} d_\delta(y) \leq \sup_{0 \leq y \leq 1} D_{\text{loc},\delta}(y) \leq C\delta,$$

and this gives

$$\frac{3}{2}S_0(1) \geq S_\delta(1) \geq \frac{1}{2}S_0(1) > 0, \quad S'_\delta(1) \geq \frac{1}{2}S'_0(1) > 0. \quad (37)$$

Lower bound for b_δ : Combining (37) with the convexity of S_δ on I_δ we prove

$$S_\delta(y) \geq \max \{0, S_\delta(1) + S'_\delta(1)(y-1)\} \geq \max \{0, cy - C\} \quad (38)$$

for all y with (24), and evaluating (19) for $y = y_\delta^*$ we establish – using also (25)+(34) – the inequalities

$$\frac{c}{b_\delta} \leq S_\delta(y_\delta^*) = \frac{R_\delta(0) - R_\delta(\frac{1}{2})}{\delta} \leq \frac{C}{\delta}.$$

Rearranging terms we obtain

$$b_\delta \geq c\delta \quad (39)$$

and hence

$$\int_0^y (1 + \tilde{y}) |f_\delta(\tilde{y})| \, d\tilde{y} \leq C \exp\left(-\frac{c}{\delta}\right) \int_0^{y_\delta^*} (1 + \tilde{y}) \, d\tilde{y} = C \exp\left(-\frac{c}{\delta}\right) \left(\frac{1}{b_\delta} + \frac{1}{b_\delta^2}\right) \leq C\delta \quad (40)$$

thanks to the upper bound for f_δ from (31). Moreover, in view of (32), the lower bound (38) also implies

$$\int_0^y (1 + \tilde{y}) |g_\delta(\tilde{y})| \, d\tilde{y} \leq C\delta \int_0^\infty (1 + \tilde{y}) \exp(-c\tilde{y}) \, d\tilde{y} \leq C\delta. \quad (41)$$

Pointwise estimates on the interval I_δ : By (38) – which also holds for S_0 – we have

$$e_\delta(y) \leq C \exp(-cy) \quad (42)$$

and combining this with (40)+(41), we can simplify the Gronwall estimate (36) to

$$d_\delta(y) \leq C \int_0^y \exp(-c\tilde{y}) d_\delta(\tilde{y}) \, d\tilde{y} + C\delta =: D_{\text{glob},\delta}(y).$$

By direct computations we verify

$$D'_{\text{glob},\delta}(y) = C \exp(-cy) d_\delta(y) \leq C \exp(-cy) D_{\text{glob},\delta}(y), \quad D_{\text{glob},\delta}(0) \leq C\delta$$

and infer from the comparison principle for scalar ODEs the global error estimate

$$\sup_{0 \leq y \leq y_\delta^*} d_\delta(y) \leq \sup_{0 \leq y \leq y_\delta^*} D_{\text{glob}, \delta}(y) \leq C\delta \exp \left(C \int_0^\infty \exp(-c\tilde{y}) d\tilde{y} \right) \leq C\delta, \quad (43)$$

which yields the desired pointwise estimates for $S_\delta - S_0$ and $S'_\delta - S'_0$ on the interval I_δ . The corresponding thesis for the second derivatives is a direct consequence of the estimates derived so far and the ODEs (10)+(29). In particular, we have shown (22).

Further estimates on I_δ : We define

$$G_\delta(y) := yS'_\delta(y) - S_\delta(y)$$

and employ (10), (29), and (35) to obtain

$$\begin{aligned} \int_0^{y_\delta^*} |G'_\delta(y) - G'_0(y)| dy &= \int_0^{y_\delta^*} |yS''_\delta(y) - yS''_0(y)| dy \\ &\leq \int_0^{y_\delta^*} y \left(e_\delta(y)d_\delta(y) + |f_\delta(y)| + |g_\delta(y)| \right) dy. \end{aligned}$$

Inserting (40), (41), (42), and (43) gives

$$\int_0^{y_\delta^*} |G'_\delta(y) - G'_0(y)| dy \leq C\delta, \quad (44)$$

and in view of $G_\delta(0) = G_0(0)$ we arrive at

$$\sup_{0 \leq y \leq y_\delta^*} |G_\delta(y) - G_0(y)| \leq C\delta,$$

which implies in combination with (22) the first claim in (23). Moreover, integrating the identity

$$S'_\delta(y) - S'_0(y) = S'_\delta(y_\delta^*) - S'_0(y_\delta^*) - \int_y^{y_\delta^*} S''_\delta(\tilde{y}) - S''_0(\tilde{y}) d\tilde{y}$$

we obtain

$$\begin{aligned} \int_0^{y_\delta^*} |S'_\delta(y) - S'_0(y)| dy &\leq y_\delta^* |S'_\delta(y_\delta^*) - S'_0(y_\delta^*)| + \int_0^{y_\delta^*} |yS''_\delta(y) - yS''_0(y)| dy \\ &= |y_\delta^* S'_\delta(y_\delta^*) - y_\delta^* S'_0(y_\delta^*)| + \int_0^{y_\delta^*} |G'_\delta(y) - G'_0(y)| dy, \end{aligned}$$

so (23)₂ follows from (23)₁ and (44). \square

The proof of Proposition 3 reveals that the estimates (22) and (23) can – at least in principle – be improved as follows. Assuming an asymptotic expansion

$$S_\delta = S_0 + \delta S_1 + \dots, \quad a_\delta = \delta + \dots, \quad (45)$$

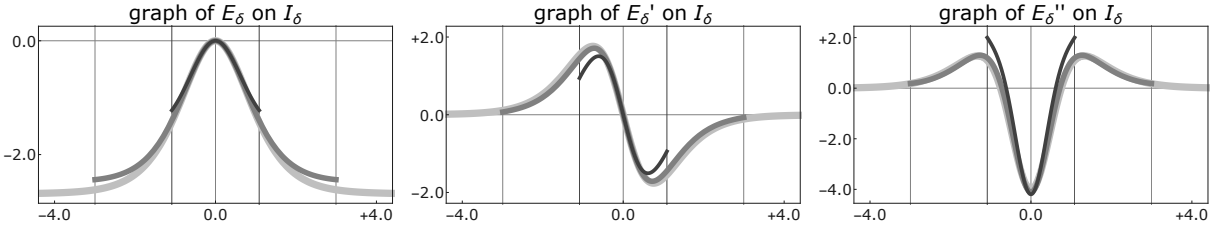


Figure 3: Numerical values of the scaled approximation error $E_\delta(y) := \delta^{-1}(S_\delta(y) - S_0(y))$ on the interval I_δ for $\delta = 0.27$ (black), $\delta = 0.09$ (dark gray), and $\delta = 0.03$ (light gray). The three panels correspond to different derivatives and provide numerical evidence for the optimality of the pointwise estimates in (22).

the identities (10)+(19)+(29) provide a linear but inhomogeneous and non-autonomous ODE for the coefficient function S_1 , which here is not related to $\delta = 1$ but denotes $\frac{d}{d\delta}S_\delta|_{\delta=0}$. For instance, in the case $\Phi'(r) = r^\mu \exp(r)$ we find

$$S_\delta''(y) = 2(1 + a_\delta S_\delta(y))^\mu \exp(-S_\delta(y)) + f_\delta(y)$$

and obtain

$$S_1''(y) = 2(\mu S_0(y) - S_1(y)) \exp(-S_0(y)), \quad S_1(0) = S_1'(0) = 0$$

as equation for the next-to-leading-order term thanks to (31)+(45). Numerical approximations of S_1 can be found in Figure 3 for the data from Figure 1.

We finally mention that the convergence under the tip scaling is considerably better for the Toda chain (8). In fact, $g_\delta(y)$ from (30) is for any $y \in I_\delta$ much smaller than $O(\delta)$ and thus we show that the error bounds in (22) and (23) are exponentially small in δ .

2.2 Transition and foot scaling

We next characterize the transition layer of the velocity profile V_δ near $x = -\frac{1}{2}$ as well as the behavior of the distance profile R_δ near $x = -1$ ('foot of the tent') by studying the functions

$$W_\delta(y) := \frac{b_\delta}{\delta} V_\delta\left(-\frac{1}{2} + b_\delta y\right) \quad (46)$$

and

$$T_\delta(y) := \frac{1}{\delta} R_\delta(-1 + b_\gamma y), \quad (47)$$

respectively. In particular, we employ our results on the tip scaling and show that W_δ and T_δ behave on the interval I_δ like

$$W_0(y) := \frac{1}{2} S_0'(y) + 1 = 1 + \tanh(y) \quad (48)$$

and

$$T_0(y) := \frac{1}{2} S_0(y) + y + \ln 2 = \ln(2 \cosh(y)) + y. \quad (49)$$

As illustrated in Figure 2, $W_\delta|_{I_\delta}$ describes V_δ on the domain $-1 \leq x \leq 0$, while $T_\delta|_{I_\delta}$ corresponds to R_δ restricted to $-\frac{3}{2} \leq x \leq -\frac{1}{2}$.

Proposition 4 (convergence under the transition and the tip scaling). *There exists a constant C such that*

$$\sup_{y \in I_\delta} |W_\delta(y) - W_0(y)| + |W_\delta'(y) - W_0'(y)| \leq C\delta, \quad \int_{I_\delta} |W_\delta(y) - W_0(y)| dy \leq C\delta \quad (50)$$

and

$$\sup_{y \in I_\delta} |T_\delta(y) - T_0(y)| + |T'_\delta(y) - T'_0(y)| + |T''_\delta(y) - T''_0(y)| \leq C\delta \quad (51)$$

hold for all sufficiently small $\delta > 0$.

Proof. Formulas for W_δ and T_δ : Definition (46) and the traveling wave equation (5) provide

$$W_\delta(y) = \frac{b_\delta}{\delta^2 \lambda_\delta^2} \int_{b_\delta y - 1}^{b_\delta y} \Phi' \left(\frac{R_\delta(x)}{\delta} \right) dx,$$

and after splitting off the dominant contributions to the integral (coming from $|x| \leq \frac{1}{2}$) and inserting the second-order advance-delay differential relation (15) we obtain

$$W_\delta(y) = -\frac{b_\delta}{2\delta} \int_{-1/2}^{b_\delta y} R''_\delta(x) dx + f_\delta(y) \quad (52)$$

with

$$f_\delta(y) := \frac{b_\delta}{2\delta^2 \lambda_\delta^2} \int_{-1/2}^{b_\delta y} \left(\Phi' \left(\frac{R_\delta(x-1)}{\delta} \right) + \Phi' \left(\frac{R_\delta(x+1)}{\delta} \right) \right) dx + \frac{b_\delta}{\delta^2 \lambda_\delta^2} \int_{b_\delta y - 1}^{-1/2} \Phi' \left(\frac{R_\delta(x)}{\delta} \right) dx$$

and

$$f'_\delta(y) = \frac{b_\delta^2}{2\delta^2 \lambda_\delta^2} \left(\Phi' \left(\frac{R_\delta(b_\delta y - 1)}{\delta} \right) + \Phi' \left(\frac{R_\delta(b_\delta y + 1)}{\delta} \right) \right) - \frac{b_\delta^2}{\delta^2 \lambda_\delta^2} \Phi' \left(\frac{R_\delta(b_\delta y - 1)}{\delta} \right).$$

Similarly, we derive from (5) and (47) the identity

$$T_\delta(y) = \frac{1}{\delta^2 \lambda_\delta^2} \int_{b_\delta y - \frac{3}{2}}^{b_\delta y - \frac{1}{2}} \int_{x - \frac{1}{2}}^{x + \frac{1}{2}} \Phi' \left(\frac{R_\delta(\tilde{x})}{\delta} \right) d\tilde{x} dx,$$

which can be written as

$$\begin{aligned} T_\delta(y) &= \frac{1}{\delta^2 \lambda_\delta^2} \int_{-1}^{b_\delta y - \frac{1}{2}} \int_{-\frac{1}{2}}^{x + \frac{1}{2}} \Phi' \left(\frac{R_\delta(\tilde{x})}{\delta} \right) d\tilde{x} dx + g_\delta(y) \\ &= -\frac{1}{2\delta} \int_{-1}^{b_\delta y - \frac{1}{2}} \int_{-\frac{1}{2}}^{x + \frac{1}{2}} R''_\delta(\tilde{x}) d\tilde{x} dx + g_\delta(y) + h_\delta(y), \end{aligned} \quad (53)$$

where the corresponding error terms are given by

$$g_\delta(y) := \frac{1}{\delta^2 \lambda_\delta^2} \int_{b_\delta y - \frac{3}{2}}^{-1} \int_{x - \frac{1}{2}}^{x + \frac{1}{2}} \Phi' \left(\frac{R_\delta(\tilde{x})}{\delta} \right) d\tilde{x} dx + \frac{1}{\delta^2 \lambda_\delta^2} \int_{-1}^{b_\delta y - \frac{1}{2}} \int_{x - \frac{1}{2}}^{-\frac{1}{2}} \Phi' \left(\frac{R_\delta(\tilde{x})}{\delta} \right) d\tilde{x} dx$$

and

$$h_\delta(y) := \frac{1}{2\delta^2\lambda_\delta^2} \int_{-1}^{b_\delta y - \frac{1}{2}} \int_{-\frac{1}{2}}^{x + \frac{1}{2}} \left(\Phi' \left(\frac{R_\delta(\tilde{x} - 1)}{\delta} \right) + \Phi' \left(\frac{R_\delta(\tilde{x} + 1)}{\delta} \right) \right) d\tilde{x} dx.$$

Pointwise estimates for the error terms: Employing the unimodality of R_δ as well as (9) we derive

$$\sup_{|x| \geq 1/2} \Phi' \left(\frac{R_\delta(x)}{\delta} \right) \leq \Phi' \left(\frac{R_\delta(\pm 1/2)}{\delta} \right) \leq \Phi' \left(\frac{3}{4\delta} \right) \leq \frac{C}{\delta^\mu} \exp \left(\frac{3}{4\delta} \right),$$

and infer from (16) the estimate

$$\sup_{|x| \geq 1/2} \frac{b_\delta^2}{\delta^2\lambda_\delta^2} \Phi' \left(\frac{R_\delta(x)}{\delta} \right) \leq C \frac{a_\delta^\mu}{\delta^\mu} \exp \left(-\frac{1}{a_\delta} \right) \exp \left(\frac{3}{4\delta} \right).$$

Consequently, and in view of (17) and (39) we conclude

$$\sup_{y \in I_\delta} |f_\delta(y)| + |f'_\delta(y)| \leq C \exp \left(-\frac{c}{\delta} \right), \quad \int_{I_\delta} |f_\delta(y)| dy \leq C \exp \left(-\frac{c}{\delta} \right), \quad (54)$$

where we additionally used that

$$-\frac{3}{2} \leq b_\delta y - 1 \leq -\frac{1}{2}, \quad +\frac{1}{2} \leq b_\delta y + 1 \leq +\frac{3}{2} \quad \text{for all } y \in I_\delta.$$

In the same way we demonstrate that

$$\sup_{y \in I_\delta} |g_\delta(y)| + |g'_\delta(y)| + |g''_\delta(y)| + |h_\delta(y)| + |h'_\delta(y)| + |h''_\delta(y)| \leq C \exp \left(-\frac{c}{\delta} \right). \quad (55)$$

Estimates for W_δ : Thanks to the definition and evenness of S_δ , see (19), we derive from (52) the identities

$$W_\delta(y) = \frac{1}{2} S'_\delta(y) + \frac{1}{2} S'_\delta(y_\delta^*) + f_\delta(y), \quad W'_\delta(y) = \frac{1}{2} S''_\delta(y) + f'_\delta(y), \quad (56)$$

so (50)₁ follows from (48), (54), and Proposition 3 because the properties of S_0 and (33) ensure that

$$|S'_0(y_\delta^*) - 2| \leq C \exp(-cy_\delta^*) \leq C\delta.$$

Moreover, by (23)+(54)+(56) we find (50)₂ via

$$\int_{I_\delta} |W_\delta(y) - W_0(y)| dy \leq C \int_{I_\delta} |S'_\delta(y) - S'_0(y)| dy + C |y_\delta^* S'_\delta(y_\delta^*) - y_\delta^* S'_0(y_\delta^*)| + C\delta \leq C\delta.$$

Estimates for T_δ : According to (53), we have

$$\begin{aligned} T_\delta(y) &= -\frac{1}{2\delta} \int_{-1}^{b_\delta y - \frac{1}{2}} \left(R'_\delta(x + \frac{1}{2}) - R'_\delta(-\frac{1}{2}) \right) dx + g_\delta(y) + h_\delta(y) \\ &= -\frac{1}{2\delta} R_\delta(b_\delta y) + \frac{1}{2\delta} R_\delta(\frac{1}{2}) - \frac{1}{2\delta} R'_\delta(\frac{1}{2}) \left(b_\delta y + \frac{1}{2} \right) + g_\delta(y) + h_\delta(y) \end{aligned}$$

and using that (19) implies

$$-R_\delta(b_\delta y) + R_\delta(\frac{1}{2}) = \delta \left(S_\delta(y) - S_\delta(y_\delta^*) \right), \quad R'_\delta(\frac{1}{2}) = -\frac{\delta}{b_\delta} S'_\delta(y_\delta^*)$$

we arrive at

$$T_\delta(y) = \frac{1}{2}S_\delta(y) + \frac{1}{2}S'_\delta(y_\delta^*)y + \frac{1}{2}\left(y_\delta^*S'_\delta(y_\delta^*) - S_\delta(y_\delta^*)\right) + g_\delta(y) + h_\delta(y) \quad (57)$$

and

$$T'_\delta(y) = \frac{1}{2}S'_\delta(y) + \frac{1}{2}S'_\delta(y_\delta^*) + g'_\delta(y) + h'_\delta(y), \quad T''_\delta(y) = \frac{1}{2}S''_\delta(y) + g''_\delta(y) + h''_\delta(y).$$

Moreover, thanks to the explicit formula (11) as well as (33) we readily justify

$$|y_\delta^*S'_\delta(y_\delta^*) - S_0(y_\delta^*) - 2\ln 2| \leq C\delta,$$

so (51) is a consequence of (22), (49), and (55). \square

2.3 Scaling of the scalar quantities

The following result exploits the approximation under the tip and the transition scaling in order to characterize the asymptotic behavior of the amplitude parameter a_δ , the width parameter b_δ , and the speed parameter λ_δ from (5) and (16).

Proposition 5 (scaling relations for a_δ , b_δ , and λ_δ). *We have*

$$b_\delta = 2\delta - 2\delta^2 + O(\delta^3), \quad a_\delta = \delta + (2\ln 2 - 1)\delta^2 + O(\delta^3)$$

as well as

$$\lambda_\delta^2 = \frac{1}{\delta^\mu} \exp\left(1 + \frac{1}{\delta}\right) \left(1 + O(\delta)\right)$$

for all sufficiently small $\delta > 0$.

Proof. The unimodality of V_δ combined with (39)+(46)+(54)+(56) provides

$$0 \leq \sup_{1 \leq |x| \leq L} V_\delta(x) \leq V_\delta(-1) \leq \frac{\delta}{b_\delta} W_\delta(-y_\delta^*) \leq \frac{\delta}{b_\delta} f_\delta(-y_\delta^*) \leq C \exp\left(-\frac{c}{\delta}\right) = O(\delta^2). \quad (58)$$

The norm constraint $\|V_\delta\|_2 = 1$, see Proposition 2, therefore yields

$$1 = 2 \int_{-1}^0 V_\delta(x)^2 dx + O(\delta^2) = \frac{2\delta^2}{b_\delta} \int_{I_\delta} W_\delta(y)^2 dy + O(\delta^2),$$

and since S_δ is even we compute

$$\begin{aligned} 4 \int_{I_\delta} W_\delta(y)^2 dy &= \int_{I_\delta} (S'_\delta(y) + S'_\delta(y_\delta^*))^2 dy + O(\delta) \\ &= \int_{I_\delta} (S'_\delta(y))^2 dy + \frac{S'_\delta(y_\delta^*)^2}{b_\delta} + O(\delta) \\ &= \int_{I_\delta} (S'_0(y))^2 dy + \frac{S'_0(y_\delta^*)^2}{b_\delta} + O(\delta), \end{aligned}$$

where we additionally used

$$\left| \int_{I_\delta} (S'_\delta(y))^2 dy - \int_{I_\delta} (S'_0(y))^2 dy \right| \leq C \int_{I_\delta} |S'_\delta(y) - S'_0(y)| dy$$

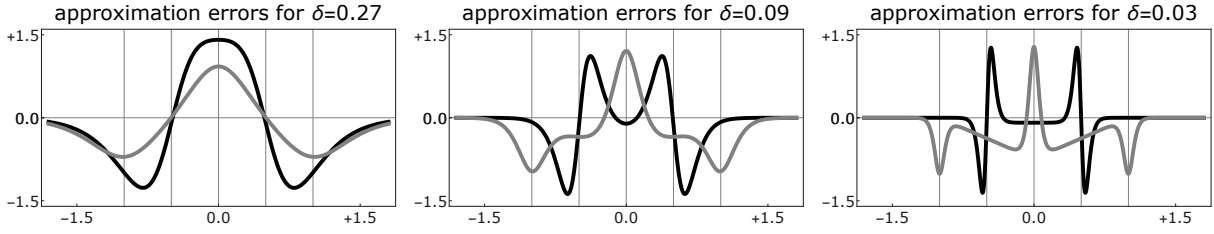


Figure 4: Scaled approximation errors $c_1\delta^{-1}(V_\delta - \bar{V}_\delta)$ (black) and $c_2\delta^{-2}(R_\delta - \bar{R}_\delta)$ (gray) as function of x for the data from Figure 1, where the artificial prefactors $c_1 = 0.5$ and $c_2 = 2.0$ are chosen for better illustration. The main contributions to the approximation error for the velocity profiles stem from the vicinity of $x = \pm\frac{1}{2}$, so $\|V_\delta - \bar{V}_\delta\|_1$ is in fact asymptotically smaller than $\|V_\delta - \bar{V}_\delta\|_\infty$.

as well as (22)+(23)+(39)+(54)+(56). By direct computations we justify that

$$\int_{I_\delta} (S'_0(y))^2 dy = \frac{4}{b_\delta} - 8 + O(\delta), \quad \frac{S'_0(y_\delta^*)^2}{b_\delta} = \frac{4}{b_\delta} + O(\delta)$$

holds due to (33) and the exponential decay of S'_0 . In summary, we obtain

$$1 = 4\frac{\delta^2}{b_\delta^2} \left(1 - b_\delta + O(\delta b_\delta)\right) + O(\delta^2)$$

and hence the desired expansion for b_δ . Evaluating both (19) and (47) for $y = y_\delta^*$ gives

$$\frac{\delta}{a_\delta} - \delta S_\delta(y_\delta^*) = R_\delta\left(\frac{1}{2}\right) = \delta T_\delta(y_\delta^*),$$

while $T_\delta(y_\delta^*) = y_\delta^* S'_\delta(y_\delta^*) + O(\delta)$ is a direct consequence of (55)+(57). Rearranging terms we find

$$\frac{\delta}{a_\delta} = 2\delta y_\delta^* S'_0(y_\delta^*) + \delta \left(S_0(y_\delta^*) - y_\delta^* S'_0(y_\delta^*)\right) + O(\delta^2)$$

thanks to Proposition 3, so the properties of S_0 provide via

$$\frac{\delta}{a_\delta} = 2\frac{\delta}{b_\delta} - \delta \ln 4 + O(\delta^2)$$

the expansion of a_δ . Finally, by (16) we obtain

$$\delta^\mu \lambda_\delta^2 \exp\left(-\frac{1}{\delta}\right) = \frac{b_\delta^2}{\delta^2} \frac{\delta^\mu}{a_\delta^\mu} \exp\left(\frac{1}{a_\delta} - \frac{1}{\delta}\right),$$

and this implies the law for λ_δ . □

As already discussed at the end of §2.1, our asymptotic estimates can be improved for the Toda potential (8). Specifically, the error bounds in (50) and (51) are exponentially small in δ and provide more accurate asymptotic expansions in Proposition 5.

2.4 Approximation formulas

We are now able to prove the main result from §1 about the approximation formulas (12). Numerical results concerning the approximation error are shown in Figure 4.

Theorem 6 (approximation formulas). *There exists a constant C such that*

$$\|V_\delta - \bar{V}_\delta\|_p \leq C\delta^{1+1/p}, \quad \|R_\delta - \bar{R}_\delta\|_p \leq C\delta^2$$

hold for any $1 \leq p \leq \infty$ and all sufficiently small $\delta > 0$.

Proof. We prove the assertions for $p = 1$ and $p = \infty$ only; the estimates in the general case follow by interpolation, i.e., from $\|\cdot\|_p \leq \|\cdot\|_1^{1/p} \|\cdot\|_\infty^{1-1/p}$.

Approximation of V_δ : Since both V_δ and \bar{V}_δ are even functions and because

$$\sup_{1 \leq |x| \leq L} |V_\delta(x)| + |\bar{V}_\delta(x)| \leq C\delta^2 \quad (59)$$

is guaranteed by (12) and (58), it is sufficient to establish the desired estimates on the domain

$$-1 \leq x \leq 0.$$

Moreover, the function \hat{V}_δ with

$$\hat{V}_\delta(x) := \frac{\delta}{b_\delta} W_0\left(\frac{x + \frac{1}{2}}{b_\delta}\right) = \frac{\delta}{b_\delta} \left(\tanh\left(\frac{x + \frac{1}{2}}{b_\delta}\right) + 1 \right)$$

satisfies

$$\sup_{-1 \leq x \leq 0} |\hat{V}_\delta(x) - V_\delta(x)| \leq \sup_{y \in I_\delta} \frac{\delta}{b_\delta} |W_0(y) - W_\delta(y)| \leq C\delta \quad (60)$$

and

$$\int_{-1}^0 |\hat{V}_\delta(x) - V_\delta(x)| dx \leq \delta \int_{I_\delta} |W_0(y) - W_\delta(y)| dy \leq C\delta^2 \quad (61)$$

according to (46), Proposition 4, and Proposition 5. In order to bound the difference between \hat{V}_δ and \bar{V}_δ , we write

$$\bar{V}_\delta(x) = \frac{1 + \delta}{2} \left(\tanh\left(\frac{x + \frac{1}{2}}{2\delta}\right) - \tanh\left(\frac{x - \frac{1}{2}}{2\delta}\right) \right)$$

and observe that

$$\left| \frac{1}{b_\delta} - \frac{1}{2\delta} \right| \leq C, \quad \left| \frac{\delta}{b_\delta} - \frac{1 + \delta}{2} \right| \leq C\delta^2, \quad \sup_{-1 \leq x \leq 0} \left| \tanh\left(\frac{x - \frac{1}{2}}{2\delta}\right) + 1 \right| \leq C\delta^2$$

as well as

$$\left| \tanh\left(\frac{x + \frac{1}{2}}{2\delta}\right) - \tanh\left(\frac{x + \frac{1}{2}}{b_\delta}\right) \right| \leq C \left(\sup_{\xi \in \mathbb{R}} |\xi \tanh'(\xi)| \right) \left| \frac{b_\delta - 2\delta}{\delta} \right| \leq C\delta$$

and

$$\int_{-1}^0 \left| \tanh\left(\frac{x + \frac{1}{2}}{2\delta}\right) - \tanh\left(\frac{x + \frac{1}{2}}{b_\delta}\right) \right| dx = b_\delta \int_{-1/b_\delta}^{+1/b_\delta} \left| \tanh\left(\frac{b_\delta}{2\delta} y\right) - \tanh(y) \right| dy \leq C\delta^2$$

are granted by Proposition 5 and the properties of the hyperbolic tangent. We therefore find the desired estimates for $V_\delta - \bar{V}_\delta$ by combining (60) and (61) with

$$\sup_{-1 \leq x \leq 0} |\hat{V}_\delta(x) - \bar{V}_\delta(x)| \leq C\delta, \quad \int_{-1}^0 |\hat{V}_\delta(x) - \bar{V}_\delta(x)| dx \leq C\delta^2.$$

Approximation of R_δ : Direct computations yield

$$\overline{V}_\delta(x) \xrightarrow{x \rightarrow \pm\infty} 0, \quad \overline{R}_\delta(x) \xrightarrow{x \rightarrow \pm\infty} 0$$

as well as

$$\overline{R}'_\delta(x) = \overline{V}_\delta(x + \tfrac{1}{2}) - \overline{V}_\delta(x - \tfrac{1}{2}) \quad \text{for all } x \in \mathbb{R},$$

and using the definition of \mathcal{A} in (3) we show that

$$\overline{R}_\delta = \mathcal{A}\overline{V}_\delta$$

holds without any approximation error. Combining this with $R_\delta = \mathcal{A}V_\delta$ and Young's inequality for convolutions we verify

$$\|\overline{R}_\delta - R_\delta\|_1 \leq \|\overline{V}_\delta - V_\delta\|_1, \quad \|\overline{R}_\delta - R_\delta\|_\infty \leq \|\overline{V}_\delta - V_\delta\|_1,$$

and the proof is complete. \square

The definitions of \overline{V}_δ and \overline{R}_δ in (12) imply

$$\|V_0 - \overline{V}_\delta\|_p \sim \delta^{1/p}, \quad \|R_0 - \overline{R}_\delta\|_p \sim \delta,$$

so \overline{V}_δ and \overline{R}_δ can in fact be regarded as the leading-order terms in the high-energy limit and satisfy (14). We also mention that the bound for $\|V_\delta - \overline{V}_\delta\|_1$ from Theorem 6 depends on L due to the rather rough estimate of $V_\delta(x) - \widehat{V}_\delta(x)$ on the domain $1 \leq |x| \leq L$, see (59). However, adapting the arguments from [HR10, HM15] we can establish exponential decay estimates for V_δ and in combination with the tail behavior of \overline{V}_δ we obtain improved bounds which are independent of L and allow us to pass to the solitary limit $L \rightarrow \infty$. Our main result therefore covers solitary waves, too.

We finally mention that the error bounds in Theorem 6 are optimal for the Toda chain (8) because we still have

$$\frac{1}{b_\delta} - \frac{1}{2\delta} \xrightarrow{\delta \rightarrow 0} \frac{1}{2}$$

and hence a rather large difference between \widehat{V}_δ and \overline{V}_δ . The approximation error between \widehat{V}_δ and V_δ , however, is exponentially small in δ .

A Proof of Proposition 2

The key arguments have been developed in [Her10] and can be sketched as follows.

Existence of maximizer: By standard arguments we show that the convex cone \mathcal{C} from (4) is closed under weak L^2 -convergence. Moreover, the convolution operator \mathcal{A} from (3) satisfies

$$\|\mathcal{A}V\|_\infty \leq \|V\|_2 \tag{62}$$

and is – in the periodic setting $L < \infty$ – compact. These observations imply that the energy functional \mathcal{P}_δ from (3) is continuous with respect to the weak L^2 -topology and attains its maximum on the weakly compact set

$$\overline{B}_1(0) \cap \mathcal{C}, \tag{63}$$

where $\overline{B}_1(0)$ denotes the closed unit ball with respect to $\|\cdot\|_2$. Furthermore, since the map

$$s \mapsto \mathcal{P}_\delta(sV)$$

is – due to the monotonicity of Φ' – for any fixed $V \in \mathcal{C}$ strictly increasing with respect to $s \geq 0$, we conclude that each maximizer V_δ of \mathcal{P}_δ in the set (63) belongs to the sphere $\partial\bar{B}_1(0)$.

Verification of the traveling wave equation: Due to the shape constraint $V_\delta \in \mathcal{C}$ it is not obvious that (5) is the Euler-Lagrange equation for a maximizer V_δ but we can argue as follows: We introduce an ‘improvement operator’ \mathcal{F}_δ by

$$\mathcal{F}_\delta(V) := \frac{\mathcal{G}_\delta(V)}{\|\mathcal{G}_\delta(V)\|_2}, \quad \mathcal{G}_\delta(V) := \partial\mathcal{P}_\delta(V) = \frac{1}{\delta}\mathcal{A}\Phi'\left(\frac{\mathcal{A}V_\delta}{\delta}\right),$$

which is well defined on the set

$$\partial\bar{B}_1(0) \cap \mathcal{C} \tag{64}$$

due to $\mathcal{G}_\delta(V) \neq 0$. By direct computation we verify that \mathcal{C} is invariant under both the action of \mathcal{A} and the superposition operator corresponding to Φ' , and this implies that (64) is invariant under the action of \mathcal{F}_δ . Moreover, thanks to the convexity inequality for \mathcal{P}_δ and the identity $\|\mathcal{F}_\delta(V)\|_2 = \|V\|_2 = 1$ we obtain

$$\begin{aligned} \mathcal{P}_\delta(\mathcal{F}_\delta(V)) - \mathcal{P}_\delta(V) &\geq \langle \mathcal{G}_\delta(V), \mathcal{F}_\delta(V) - V \rangle \\ &= \|\mathcal{G}_\delta(V)\|_2 \langle \mathcal{F}_\delta(V), \mathcal{F}_\delta(V) - V \rangle \\ &= \frac{1}{2} \|\mathcal{G}_\delta(V)\|_2 \|\mathcal{F}_\delta(V) - V\|_2^2 \geq 0, \end{aligned} \tag{65}$$

where $\langle \cdot, \cdot \rangle$ stands for the usual L^2 -inner product of $2L$ -periodic functions, so applying \mathcal{F}_δ increases the potential energy. In particular, any maximizer V_δ satisfies $\mathcal{P}_\delta(V_\delta) = \mathcal{P}_\delta(\mathcal{F}_\delta(V_\delta))$ and (65) implies via $\|\mathcal{F}_\delta(V_\delta) - V_\delta\|_2 = 0$ the fixed-point identity

$$V_\delta = \mathcal{F}_\delta(V_\delta),$$

which is equivalent to (5) with $\lambda_\delta = \sqrt{\|\mathcal{G}_\delta(V_\delta)\|_2} > 0$. In other words, the shape constraint does not contribute to the Euler-Lagrange equation and λ_δ^2 can be viewed as the Lagrangian multiplier that stems from the norm constraint. A similar result has been derived in [SK12, SK13] by different arguments.

Convergence in the high-energy limit: Thanks to $\Phi(r) \sim r^\mu \exp(r)$ for $r \gg 1$ we observe that

$$\mathcal{P}_\delta(V_\delta) \geq \mathcal{P}_\delta(V_0) = \int_{-L}^{+L} \Phi\left(\frac{R_0(x)}{\delta}\right) dx = 2 \int_0^1 \Phi\left(\frac{r}{\delta}\right) dr \geq c \exp\left(\frac{1}{\delta}\right) \left(\frac{1}{\delta}\right)^{\mu-1},$$

where V_0 and $R_0 = \mathcal{A}V_0$ are defined in Proposition 2. On the other hand, with $R_\delta = \mathcal{A}V_\delta$ we estimate

$$\mathcal{P}_\delta(V_\delta) \leq 2L\Phi\left(\frac{R_\delta(0)}{\delta}\right) \leq C \exp\left(\frac{R_\delta(0)}{\delta}\right) \left(\frac{R_\delta(0)}{\delta}\right)^\mu,$$

and combining this with $0 \leq R_\delta(0) \leq \|V_\delta\|_2 = 1$ we arrive at

$$R_\delta(0) \xrightarrow{\delta \rightarrow 0} 1$$

because otherwise the lower bound for $\mathcal{P}_\delta(V_\delta)$ would asymptotically exceed the upper bound. The convergence result (9) is now a direct consequence of

$$\|V_\delta - V_0\|_2^2 = \|V_\delta\|_2^2 + \|V_0\|_2^2 - 2\langle V_\delta, V_0 \rangle = 2 - 2R_\delta(0)$$

and the estimate (62).

Remarks: An elementary discretization (Riemann sums instead of integrals) of the improvement dynamics

$$V \rightsquigarrow \mathcal{F}_\delta(V) \rightsquigarrow \mathcal{F}_\delta(\mathcal{F}_\delta(V)) \rightsquigarrow \dots$$

was used to compute the numerical wave profiles from Figure 1, see [FV99, EP05] for similar schemes. We finally mention that Proposition 2 holds also in the solitary case $L = \infty$. The proof, however, is more complicate because the operator \mathcal{A} is not compact anymore. The strong compactness of any maximizing sequence has therefore to be derived from the superquadratic grow of Φ and a variant of the concentration compactness principle, see again [Her10] for the details.

Acknowledgement

The author gratefully acknowledges the support by the *Deutsche Forschungsgemeinschaft* (DFG individual grant HE 6853/2-1).

References

- [BP13] M. Betti and D. E. Pelinovsky. Periodic traveling waves in diatomic granular chains. *J. Nonlinear Sci.*, 23(5):689–730, 2013.
- [CBCCMK14] M. Chirilus-Bruckner, C. Chong, J. Cuevas-Maraver, and P. G. Kevrekidis. Sine-Gordon equation: from discrete to continuum. In *The sine-Gordon model and its applications*, volume 10 of *Nonlinear Syst. Complex.*, pages 31–57. Springer, Cham, 2014.
- [DHM06] W. Dreyer, M. Herrmann, and A. Mielke. Micro-macro transition for the atomic chain via Whitham’s modulation equation. *Nonlinearity*, 19(2):471–500, 2006.
- [DP14] E. Dumas and D. E. Pelinovsky. Justification of the log-KdV equation in granular chains: the case of precompression. *SIAM J. Math. Anal.*, 46(6):4075–4103, 2014.
- [EP05] J. M. English and R. L. Pego. On the solitary wave pulse in a chain of beads. *Proc. Amer. Math. Soc.*, 133(6):1763–1768 (electronic), 2005.
- [FDMF03] S. Flach, J. Dorignac, A.E. Miroshnichenko, and V. Fleurov. Discrete breathers close to the anticontinuum limit: existence and wave scattering. In *Nonlinear physics: theory and experiment, II (Gallipoli, 2002)*, pages 57–63. World Sci. Publ., River Edge, NJ, 2003.
- [FM02] G. Friesecke and K. Matthies. Atomic-scale localization of high-energy solitary waves on lattices. *Phys. D*, 171(4):211–220, 2002.
- [FM03] G. Friesecke and K. Matthies. Geometric solitary waves in a 2d mass spring lattice. *Discrete Contin. Dyn. Syst. Ser. B*, 3:105–114, 2003.
- [FML14] G. Friesecke and A. Mikikits-Leitner. Cnoidal waves on Fermi-Pasta-Ulam lattices. to appear in *J. Dyn. Diff. Equat.*, available via Springer online first, 2014.
- [FP99] G. Friesecke and R. L. Pego. Solitary waves on FPU lattices. I. Qualitative properties, renormalization and continuum limit. *Nonlinearity*, 12(6):1601–1627, 1999.
- [FP02] G. Friesecke and R. L. Pego. Solitary waves on FPU lattices. II. Linear implies nonlinear stability. *Nonlinearity*, 15(4):1343–1359, 2002.
- [FP04a] G. Friesecke and R. L. Pego. Solitary waves on Fermi-Pasta-Ulam lattices. III. Howland-type Floquet theory. *Nonlinearity*, 17(1):207–227, 2004.
- [FP04b] G. Friesecke and R. L. Pego. Solitary waves on Fermi-Pasta-Ulam lattices. IV. Proof of stability at low energy. *Nonlinearity*, 17(1):229–251, 2004.
- [FV99] A.-M. Filip and S. Venakides. Existence and modulation of traveling waves in particle chains. *Comm. Pure Appl. Math.*, 51(6):693–735, 1999.
- [FW94] G. Friesecke and J. A. D. Wattis. Existence theorem for solitary waves on lattices. *Comm. Math. Phys.*, 161(2):391–418, 1994.
- [GMWZ14] J. Gaison, S. Moskow, J. D. Wright, and Q. Zhang. Approximation of polyatomic FPU lattices by KdV equations. *Multiscale Model. Simul.*, 12(3):953–995, 2014.

- [Her10] M. Herrmann. Unimodal wavetrains and solitons in convex Fermi-Pasta-Ulam chains. *Proc. Roy. Soc. Edinburgh Sect. A*, 140(4):753–785, 2010.
- [HM15] M. Herrmann and K. Matthies. Asymptotic formulas for solitary waves in the high-energy limit of FPU-type chains. *Nonlinearity*, 28(8):2767–2789, 2015.
- [HML15] M. Herrmann and A. Mikikits-Leitner. Kdv waves in atomic chains with nonlocal interactions. [arXiv:1503.02307](#), 2015.
- [HMSZ13] M. Herrmann, K. Matthies, H. Schwetlick, and J. Zimmer. Subsonic phase transition waves in bistable lattice models with small spinodal region. *SIAM J. Math. Anal.*, 45(5):2625–2645, 2013.
- [HR10] M. Herrmann and J. D. M. Rademacher. Heteroclinic travelling waves in convex FPU-type chains. *SIAM J. Math. Anal.*, 42(4):1483–1504, 2010.
- [HW08] A. Hoffman and C. E. Wayne. Counter-propagating two-soliton solutions in the Fermi-Pasta-Ulam lattice. *Nonlinearity*, 21(12):2911–2947, 2008.
- [HW09] A. Hoffman and C. E. Wayne. Asymptotic two-soliton solutions in the Fermi-Pasta-Ulam model. *J. Dynam. Differential Equations*, 21(2):343–351, 2009.
- [IJ05] G. Iooss and G. James. Localized waves in nonlinear oscillator chains. *Chaos*, 15:015113, 2005.
- [Jam12] G. James. Periodic travelling waves and compactons in granular chains. *J. Nonlinear Sci.*, 22(5):813–848, 2012.
- [JP14] G. James and D. E. Pelinovsky. Gaussian solitary waves and compactons in Fermi-Pasta-Ulam lattices with Hertzian potentials. *Proc. R. Soc. Lond. Ser. A Math. Phys. Eng. Sci.*, 470(2165):20130462, 20, 2014.
- [MA94] R. S. MacKay and S. Aubry. Proof of existence of breathers for time-reversible or Hamiltonian networks of weakly coupled oscillators. *Nonlinearity*, 7(6):1623–1643, 1994.
- [Miz11] T. Mizumachi. N -soliton states of the Fermi-Pasta-Ulam lattices. *SIAM J. Math. Anal.*, 43:2170–2210, 2011.
- [Miz13] T. Mizumachi. Asymptotic stability of N -solitary waves of the FPU lattices. *Arch. Ration. Mech. Anal.*, 207(2):393–457, 2013.
- [Pan05] A. Pankov. *Traveling Waves and Periodic Oscillations in Fermi-Pasta-Ulam Lattices*. Imperial College Press, London, 2005.
- [SK12] A. Stefanov and P. Kevrekidis. On the existence of solitary traveling waves for generalized Hertzian chains. *J. Nonlinear Sci.*, 22(3):327–349, 2012.
- [SK13] A. Stefanov and P. Kevrekidis. Traveling waves for monomer chains with precompression. *Nonlinearity*, 26(2):539–564, 2013.
- [SW97] D. Smets and M. Willem. Solitary waves with prescribed speed on infinite lattices. *J. Funct. Anal.*, 149:266–275, 1997.
- [SZ09] H. Schwetlick and J. Zimmer. Existence of dynamic phase transitions in a one-dimensional lattice model with piecewise quadratic interaction potential. *SIAM J. Math. Anal.*, 41(3):1231–1271, 2009.
- [SZ12] H. Schwetlick and J. Zimmer. Kinetic relations for a lattice model of phase transitions. *Arch. Rational Mech. Anal.*, 206:707–724, 2012.

- [Tes01] G. Teschl. Almost everything you always wanted to know about the Toda equation. *Jahresber. Deutsch. Math.-Verein.*, 103(4):149–162, 2001.
- [Tod67] M. Toda. Vibrations in a chain with nonlinear interaction. *J. Phys. Soc. Japan*, 22(2):431–436, 1967.
- [Tre04] D. Treschev. Travelling waves in FPU lattices. *Discrete Contin. Dyn. Syst.*, 11(4):867–880, 2004.
- [TV05] L. Truskinovsky and A. Vainchtein. Kinetics of martensitic phase transitions: lattice model. *SIAM J. Appl. Math.*, 66:533–553, 2005.
- [TV10] E. Trofimov and A. Vainchtein. Shocks and kinks in a discrete model of displacive phase transitions. to appear in *Continuum Mechanics and Thermodynamics*, 2010.
- [TV14] L. Truskinovsky and A. Vainchtein. Solitary waves in a nonintegrable Fermi-Pasta-Ulam chain. *Phys. Rev. E*, 90:042903:1–8, 2014.
- [Whi74] G.B. Whitham. *Linear and Nonlinear Waves*, volume 1237 of *Pure And Applied Mathematics*. Wiley Interscience, New York, 1974.