

Bounds on very low reheating scenarios after Planck

P. F. de Salas,¹ M. Lattanzi,² G. Mangano,³ G. Miele,^{3,4} S. Pastor,¹ and O. Pisanti^{3,4}

¹*Instituto de Física Corpuscular (CSIC-Universitat de València),
c/ Catedrático José Beltrán, 2, 46980 Paterna (Valencia), Spain*

²*Dipartimento di Fisica e Scienze della Terra, Università di Ferrara and INFN, Sezione di Ferrara,
Polo Scientifico e Tecnologico - Edificio C Via Saragat, 1, I-44122 Ferrara, Italy*

³*INFN, Sezione di Napoli, Complesso Univ. Monte S. Angelo, I-80126 Napoli, Italy*

⁴*Dipartimento di Fisica Ettore Pancini, Università di Napoli Federico II,
Complesso Univ. Monte S. Angelo, I-80126 Napoli, Italy*

(Dated: February 5, 2022)

We consider the case of very low reheating scenarios ($T_{\text{RH}} \sim \mathcal{O}(\text{MeV})$) with a better calculation of the production of the relic neutrino background (with three-flavor oscillations). At 95% confidence level, a lower bound on the reheating temperature $T_{\text{RH}} > 4.1$ MeV is obtained from Big Bang Nucleosynthesis, while $T_{\text{RH}} > 4.3$ MeV from Planck data for very light ($\sum m_i = 0.06$ eV) neutrinos. If neutrino masses are allowed to vary, Planck data yield $T_{\text{RH}} > 4.7$ MeV, the most stringent bound on the reheating temperature to date. Neutrino masses as large as 1 eV are possible for very low reheating temperatures.

PACS numbers: 98.80.Ft, 26.35.+c

I. INTRODUCTION

A common assumption about the history of the Universe is that its expansion was fixed by relativistic particles at early epochs. This radiation-dominated era usually arises as a result of the thermalization of the decay products of a massive particle, a process called reheating. The best example is the reheating process after primordial inflation that occurred at very large temperatures. However, it is still possible that unstable nonrelativistic particles, other than the inflaton, were responsible of more than one reheating processes at different times in the evolution of the Universe, leading to a series of matter and radiation-dominated phases.

What one can say is that there was a final period dominated by relativistic particles in thermal equilibrium starting at a maximum temperature T_{RH} , at least before Big Bang Nucleosynthesis (BBN) so that the primordial production of light elements is in agreement with the observed abundances. If one considers T_{RH} as an unknown quantity that characterizes very low reheating scenarios, a lower bound on its possible value can be obtained from BBN. This was the subject of references [1–5], where late-time entropy production was found to be limited to $T_{\text{RH}} \gtrsim 0.5 - 0.7$ MeV.

The main consequence of very low reheating scenarios concerns the production of neutrinos, because they are the relativistic particles with the largest decoupling temperature. Weak processes involving neutrinos are only effective at cosmological temperatures above 1 MeV. Therefore, for $T_{\text{RH}} \sim \mathcal{O}(\text{MeV})$, the thermalization of the neutrino background could be incomplete due to the lack of interactions. In such a case, neutrino spectra would not present an equilibrium form with the same temperature as the electromagnetic plasma, and in particular the

contribution of neutrinos to the energy density of radiation, measured in terms of the parameter N_{eff} , would be smaller than the standard value of 3.046 [6, 7]. This would affect the expansion rate during BBN, as well as the influence of electron neutrinos and antineutrinos on weak processes relating neutrons and protons, both effects leading to the lower bound on T_{RH} mentioned above. The effect of flavor neutrino oscillations was found in [8] to be quite relevant, shifting the lower bound from BBN on the reheating temperature to 2 MeV.

The radiation content of the Universe can be also tested with observations of Cosmic Microwave Background (CMB) anisotropies, the distribution of large-scale structure (LSS) and other cosmological measurements. This can provide an independent lower bound on T_{RH} , as discussed in [1]. Using CMB (WMAP) and LSS (2dF) data in combination with BBN, the analysis described in [5] found $T_{\text{RH}} > 4$ MeV (95% CL). A less stringent bound, $T_{\text{RH}} > 2$ MeV (95% CL), was obtained in [9] from WMAP data and galaxy clustering power spectrum of the SDSS luminous red galaxies, translating the bound on the radiation content with the relation between T_{RH} and N_{eff} . A similar analysis performed in [10] found, at 95% CL, $T_{\text{RH}} > 2$ MeV from WMAP-5 data alone and $T_{\text{RH}} > 3.2$ MeV including external priors from cosmic age constraints and the SDSS-LRG galaxy survey.

Motivated by the present availability of very precise cosmological data, in this paper we update previous analyses of very low reheating scenarios [1, 2, 5], and in particular that of ref. [8], where the effect of flavor neutrino oscillations was included. We improve previous calculations of the production and thermalization of neutrinos in the low-reheating case solving the momentum-dependent equations of motion of the neutrino spectra taking into account three-flavor oscillations, as in our works on the

standard case [6, 7] or including neutrino asymmetries [11, 12]. The impact on BBN is found with a modified version of the PARTHENOPE code [13], while the bounds on T_{RH} from late-time cosmological observables are obtained from the latest results of the Planck satellite, among other data, including also the case of massive neutrinos.

This paper is organized as follows. We describe our calculations of the production of neutrinos in low-reheating scenarios in Sec. II, which are used to find the limit on the reheating temperature from BBN in Sec. III. The bounds on T_{RH} using late cosmological observables, such as CMB anisotropies as measured by Planck, are described in Sec. IV. Finally, in Sec. V we draw our conclusions.

II. PRODUCTION OF NEUTRINOS IN LOW-REHEATING SCENARIOS

Let us call ϕ the massive particles that decay with a rate Γ_ϕ into relativistic particles other than neutrinos, reheating the Universe. With this assumption, neutrinos are populated via weak interactions with charged leptons such as e^\pm . The cases where hadrons or neutrinos can be directly produced in ϕ decays were considered in [2] and [5], respectively.

We follow the convention of previous analyses and define the reheating temperature T_{RH} as

$$\Gamma_\phi = 3H(T_{\text{RH}}), \quad (1)$$

where we assume that at this point the Universe is already dominated by radiation with T_{RH} . For the range of temperatures that we are interested in, if all relativistic particles are the standard ones with an energy density ρ_r , the Hubble parameter is given by

$$H = \sqrt{\frac{8\pi\rho_r}{3M_P^2}} = \sqrt{g^* \frac{8\pi^3}{90} \frac{T^2}{M_P}}, \quad (2)$$

where M_P is the Planck mass and the number of degrees of freedom would be $g^* = 10.75$ in the standard case. In our low-reheating scenario we use this value for the definition of T_{RH} , despite the fact that neutrinos might be far from being in equilibrium with the electromagnetic plasma. Therefore, T_{RH} is just a different way of referring to the decay rate of the massive particles

$$T_{\text{RH}} \simeq 0.7 \left(\frac{\Gamma_\phi}{\text{s}^{-1}} \right)^{1/2} \text{ MeV}. \quad (3)$$

The particle content of the Universe as a function of time in a low-reheating scenario is found solving three types of evolution equations: for the ϕ 's, for the electromagnetic particles and for neutrinos. The equation for the energy density of ϕ 's is that of a decaying non-relativistic species

$$\frac{d\rho_\phi}{dt} = -\Gamma_\phi \rho_\phi - 3H\rho_\phi, \quad (4)$$

where inverse decays are neglected and the Hubble parameter depends on the total energy density of the Universe.

Those particles that are coupled through electromagnetic interactions are in equilibrium with a common temperature T_γ , including photons, e^\pm and μ^\pm . Therefore, we just need to compute the time evolution of T_γ , which is obtained from the continuity equation for the total energy-momentum ρ in the expanding Universe,

$$\frac{d\rho}{dt} = -3H(\rho + P), \quad (5)$$

with P the total pressure. The equation for T_γ is similar to the one used in [1, 5], i.e.

$$\frac{dT_\gamma}{dt} = \frac{-\Gamma_\phi \rho_\phi + 4H(\rho_\gamma + \rho_\nu) + 3H(\rho_l + P_l) + d\rho_\nu/dt}{\partial\rho_\gamma/\partial T_\gamma + \partial\rho_l/\partial T_\gamma}, \quad (6)$$

where l stands for the charged leptons. In our calculations we have modified this equation including finite temperature QED corrections to the electromagnetic plasma, as described in [14, 15].

The evolution of the momentum distributions of the three flavor neutrinos is calculated taking into account that, at MeV temperatures, neutrinos are interacting while oscillations start to be effective. In such a case, the neutrino distributions are described with 3×3 matrices in flavor space $\varrho_{\mathbf{p}}$ [16, 17] for each neutrino momentum \mathbf{p} . The diagonal elements of $\varrho_{\mathbf{p}}$ are the usual occupation numbers of flavor neutrinos (from which one obtains ρ_ν) and the off-diagonal ones encode phase information, vanishing for zero mixing. In the absence of a lepton asymmetry, antineutrinos have the same evolution as neutrinos, so there is no separate equation for them.

The equations of motion for $\varrho_{\mathbf{p}}$ are the same as in [18],

$$\frac{d\varrho_{\mathbf{p}}}{dt} = -i[\Omega_{\mathbf{p}}, \varrho_{\mathbf{p}}] + C(\varrho_{\mathbf{p}}). \quad (7)$$

where the anticommutator term describes flavor oscillations,

$$\Omega_{\mathbf{p}} = \frac{\mathbf{M}^2}{2p} - \frac{8\sqrt{2}G_F p}{3m_W^2} \mathbf{E}. \quad (8)$$

Here $p = |\mathbf{p}|$ and \mathbf{M} is the neutrino mass matrix, diagonal in the mass basis, whose form in the weak-interaction basis is found using the neutrino mass matrix U [6]. In this work we fix the neutrino oscillation parameters (two mass-squared differences and three mixing angles) to the best-fit values found in [19] for the normal mass hierarchy. After the last mixing angle θ_{13} was recently measured with a non-zero value, all of them are known with good precision (varying them in the allowed ranges does not modify our results). Matter effects are included via the term proportional to the Fermi constant G_F , where m_W is the W boson mass and \mathbf{E} is the 3×3 flavor matrix of charged-lepton energy densities [16] (we only need to include the contribution of e^\pm and μ^\pm).

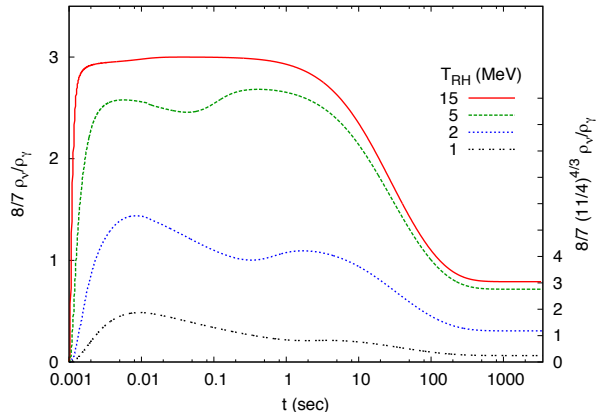


FIG. 1: Time evolution of the ratio of energy densities of neutrinos and photons, normalized in such a way that it corresponds to N_{eff} before (left) and after (right) e^\pm annihilations. Four cases with different values of the reheating temperature are shown.

The last term in eq. (7) corresponds to the effect of neutrino collisions, i.e. interactions with exchange of momenta. Here we follow the same assumptions of our previous works in relic neutrino decoupling: we use momentum-dependent damping factors for the off-diagonal collision terms in the weak-interaction basis, while scattering and pair processes for the diagonal elements of $\mathcal{Q}_{\mathbf{p}}$ are included without approximations solving numerically the collision integrals as in [6]. For more details on the collision terms and related references, see ref. [18].

In summary, with respect to the previous calculation of neutrino production in low-reheating scenarios [8] we include three-flavor oscillations and solve two-dimensional collision integrals for the weak processes (with $m_e \neq 0$ and using Fermi-Dirac distributions for e^\pm). For comparison, we have also performed the calculations in the absence of neutrino oscillations. As in [8] we neglect neutrino-neutrino processes, that do not increase the energy density of neutrinos and are expected to have small effects, and use comoving variables for the expansion rate ($x = m_e a$), the photon temperature ($z = T_\gamma a$) and the neutrino momenta ($y = p_\nu a$), where a is the scale factor.

For each value of the reheating temperature, we start our calculations at $t = 10^{-3}$ s, imposing that the Universe is strongly dominated by matter, and end the evolution when $T_\gamma < 10$ keV in a radiation-dominated regime. The results do not depend on the choice of the initial time, provided that the maximum value of T_γ that is reached is significantly larger than the neutrino decoupling temperature. The value of ρ_ϕ is obtained from the Friedmann equation, $3t_i/2 = (8\pi\rho_\phi/3M_P^2)^{-1/2}$ [5], while we fix $T_\gamma^0 = 2$ MeV. This last choice speeds up the initial

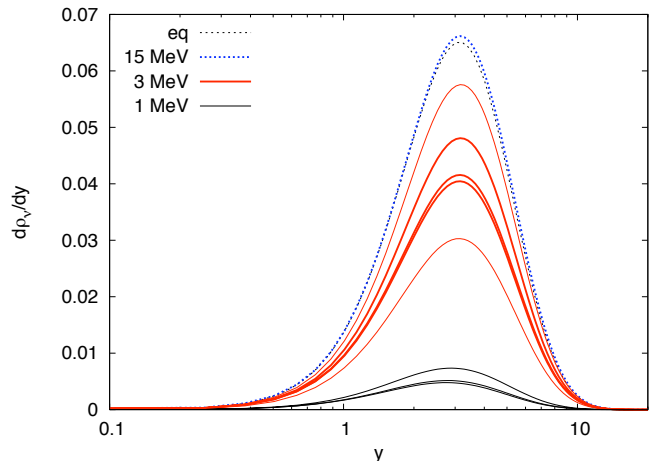


FIG. 2: Final differential spectra of neutrino energies as a function of the comoving momentum for three values of the reheating temperature, compared to an equilibrium spectrum (thin dotted black line). The three thick solid lines for $T_{\text{RH}} = 3$ (middle red lines) and 1 MeV (lower black lines) correspond, from larger to smaller values, to ν_e , ν_μ and ν_τ , respectively. For $T_{\text{RH}} = 3$ MeV we also include the case without flavor oscillations (thin red lines, upper for ν_e and lower for $\nu_{\mu,\tau}$).

phase of the numerical calculations, until the expected evolution is obtained: T_γ decreases as $t^{-1/4}$ when matter dominates and as $t^{-1/2}$ when relativistic particles fix the cosmological expansion (see figure 1 in [2]).

A few examples of our numerical calculations are depicted in Fig. 1, where the time evolution of the ratio of energy densities ρ_ν/ρ_γ is shown for four values of T_{RH} . This ratio is normalized in two different ways in the y-axis, so that it corresponds to the effective number of neutrinos before and after e^\pm annihilations (3 in both cases in the approximation of instantaneous neutrino decoupling) [18]. In particular, at late times N_{eff} is defined as $\rho_r/\rho_\gamma = 1 + 7/8(4/11)^{4/3}N_{\text{eff}}$. For values of the reheating temperature as large as 15 MeV, except at the very initial phase, the evolution of ρ_ν/ρ_γ is similar to the standard case with a fast drop at $t \sim 1$ s due to photon heating by e^+e^- annihilations. Instead, for smaller values of T_{RH} one can see that ρ_ν/ρ_γ decreases while the ϕ 's decay, followed by a period where this ratio slightly increases but never reaches the value expected in the standard case. Instead, neutrinos do not reach equilibrium and the final N_{eff} is clearly below three. This fact can be easily seen in Fig. 2, where the differential energy spectrum of neutrinos at the end of the evolution is shown for three values of T_{RH} , compared to the case of an equilibrium Fermi-Dirac spectrum. For $T_{\text{RH}} = 15$ MeV the energy distribution is very close to equilibrium, actually slightly above for large momenta as expected in the standard decoupling case that leads to $N_{\text{eff}} = 3.046$ [6]. Instead, for smaller values of the reheating temperature there exists a significant reduction in the production of neutrinos, in particular for $T_{\text{RH}} = 1$ MeV.

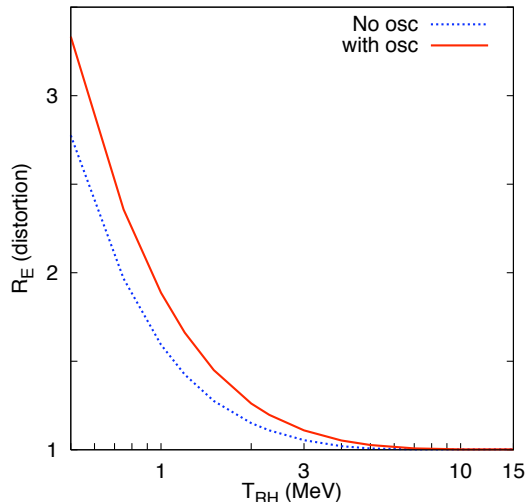


FIG. 3: Distortion of the electron neutrino spectrum parameterized with R_E (defined in the text) as a function of the reheating temperature. A value $R_E > 1$ indicates a significant spectral distortion with respect to equilibrium. Solid curve is for oscillating neutrinos, while dotted is for the no oscillation case and is reported for comparison.

The distortion of the neutrino spectra from an equilibrium form can be described by the parameter R_E , defined as [2]

$$R_E = \frac{1}{3.151} \frac{\rho_\nu}{T_{\text{eff},\nu} n_\nu}, \quad (9)$$

where the neutrino energy density ρ_ν , number density n_ν and effective temperature $T_{\text{eff},\nu} = [2\pi^2 n_\nu / \zeta(3)]^{1/3}$ are found by integrating the spectrum. The parameter R_E represents the ratio of the mean neutrino energy to the value in thermal equilibrium and it is shown for electron neutrinos as a function of T_{RH} in Fig. 3. A value around unity indicates that the neutrino spectrum has a form close to equilibrium, while larger R_E point to significant distortions as happens for $T_{\text{RH}} \lesssim 3$ MeV (more noticeable if flavor oscillations are included).

Finally, we present in Fig. 4 the final contribution of neutrinos to the energy density of radiation in terms of N_{eff} . Its value drops below 3 if $T_{\text{RH}} \lesssim 7$ MeV. Our results are similar to those shown in [5] (figure 1) and [8] (figure 3). In particular, we agree with ref. [8] in the fact that the final value of N_{eff} in the middle range of MeV reheating temperatures is slightly larger in the case where flavor neutrino oscillations are included.

III. BOUNDS FROM PRIMORDIAL NUCLEOSYNTHESIS

The effect of neutrino distributions on the production of primordial yields of light elements during BBN can be summarized as follows:

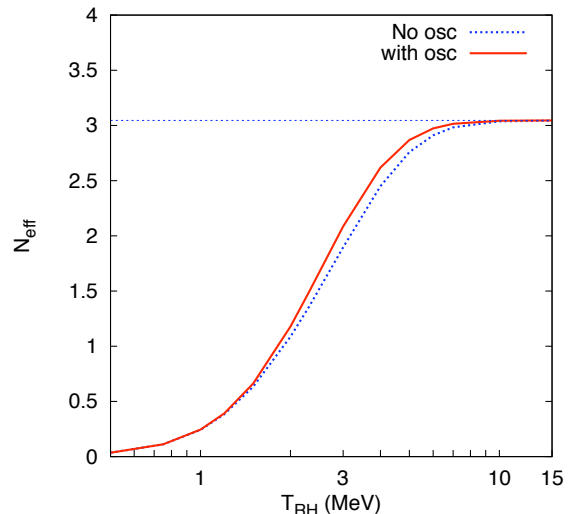


FIG. 4: Final contribution of neutrinos to the radiation energy density in terms of N_{eff} , as a function of the reheating temperature. The horizontal line indicates the standard value, $N_{\text{eff}} = 3.046$.

1. the energy density of all neutrino flavors ρ_ν , contributes to the radiation energy density ρ_r , which leads the Hubble expansion rate;
2. the momentum distribution of electron neutrinos directly enters the charged current weak rates, which govern the neutron-proton chemical equilibrium;
3. the time evolution of ρ_ν explicitly enters eq. (5), stating the entropy conservation per comoving volume; in particular, one can define the function [20]

$$\mathcal{N} = \frac{1}{z^4} \left(x \frac{d}{dx} \bar{\rho}_\nu \right), \quad (10)$$

with $\bar{\rho}_\nu \equiv a^4 \rho_\nu$. This function measures neutrino heating by electromagnetic plasma, and in the standard scenario is not vanishing during the e^\pm annihilation stage only, due to the small entropy transfer (order percent) to neutrinos. For sufficiently low T_{RH} scenarios we expect this function to be non zero in the BBN relevant temperature range, during the neutrino production stage.

In order to put constraints on the reheating temperature, the time evolution of ρ_ν , \mathcal{N} , and of the ν_e ($\bar{\nu}_e$) distribution functions have been fitted for different values of T_{RH} , and used as input in a modified version of the PARTHENOPE code [13]. Fig. 5 shows the evolution with photon temperature of \mathcal{N} for different values of T_{RH} . As expected, the lower is T_{RH} the smaller the value of T_γ at which the standard expression is recovered.

The values of the final abundances of helium, Y_p , and deuterium, $^2\text{H}/\text{H}$, for a baryon density $\omega_b = \Omega_b h^2 = 0.02226$ are reported in Figs 6 and 7, where we show

for comparison the data obtained both in presence and in the absence of neutrino oscillations. In particular, the dependence on T_{RH} of the helium abundance of Fig. 6 is similar to what was found in [8] (figure 4).

We use the most recent data on the primordial abundances of ^4He and deuterium. For the helium mass fraction, the result of new observations of He (and H) emission lines in extragalactic HII regions, including a near infrared line at $\lambda 10830$ [21] that helps in breaking the degeneracy between gas density and temperature, leads to a reduction in the uncertainty and to a better defined regression value [22],

$$Y_p = 0.2449 \pm 0.0040 . \quad (11)$$

On the other hand, after a very precise observation of deuterium abundance in 2012 [23], which reduced the uncertainty from 10 – 20% to about 2%, the result of a reanalysis of deuterium data gives [24]

$$^2\text{H}/\text{H} = (2.53 \pm 0.04) \cdot 10^{-5} . \quad (12)$$

For each nuclide we have defined a χ^2 -function as follows ($i = ^4\text{He}$, $^2\text{H}/\text{H}$)

$$\chi_i^2 = \frac{(X_i^{th}(\Omega_b h^2, T_{\text{RH}}) - X_i^{exp})^2}{\sigma_{i,exp}^2 + \sigma_{i,th}^2} \quad (13)$$

where X_i^{th} is the theoretical value computed with PARTHENOPE code as function of baryon density and T_{RH} , and σ_{th}^2 the corresponding uncertainty due to propagation of nuclear process rates ($\sigma_{^4\text{He},th} = 0.0003$, $\sigma_{\text{D},th} = 0.07$). The corresponding experimental mean value and uncertainty are denoted by X_i^{exp} and $\sigma_{i,exp}$. We have used a prior on the value of $\Omega_b h^2$ from the recent Planck collaboration results [25]. Of course each χ_i^2 tends to a constant value for sufficiently large values of T_{RH} , which corresponds to a standard cosmology at BBN epoch, whereas it increases quite rapidly when T_{RH}

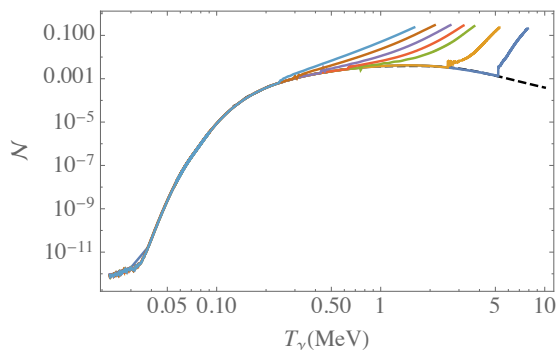


FIG. 5: The function \mathcal{N} in eq. (10) for different values of T_{RH} (15, 10, 7, 6, 5, 4, 3 MeV from right to left) compared to the standard one (black dashed line). The initial (large temperature) decreasing branch of each curve is due to neutrino heating from electromagnetic plasma, which smoothly tends toward the standard behavior due to e^\pm annihilation stage.

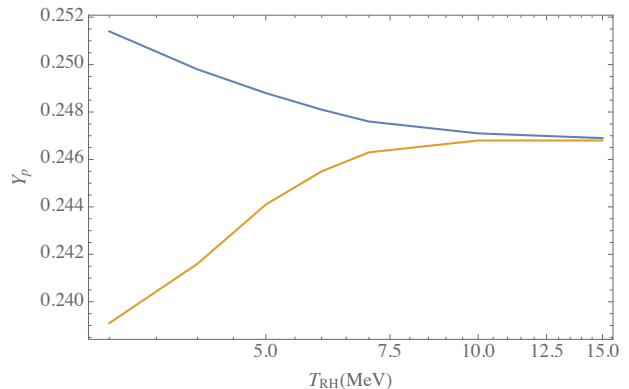


FIG. 6: Values of the primordial helium yield, Y_p , for different values of T_{RH} , taking into account neutrino oscillations (upper blue line) and in absence of the oscillations (lower yellow line).

becomes smaller and smaller. Marginalizing the product $(\chi_{^4\text{He}}^2 \chi_{\text{D}}^2)(\Omega_b h^2, T_{\text{RH}})$ over the parameter $\Omega_b h^2$, we find that the “ 2σ ” BBN bound on the reheating temperature, obtained by requiring that the marginalized $(\chi_{^4\text{He}}^2 \chi_{\text{D}}^2)(T_{\text{RH}}) \leq 4$, is

$$T_{\text{RH}} \geq 4.1 \text{ MeV} . \quad (14)$$

Actually, this constraint is entirely provided by deuterium, whose experimental estimate is more accurate.

As a final consideration, we mention that our result was obtained using the present best fit of experimental data on the $d(p, \gamma)^3\text{He}$ S-factor [26]. A theoretical ab-initio calculation for this process has been presented in [27], resulting in a larger reaction cross section in the BBN energy range, and a lower theoretical value of D/H, in better agreement with the experimental result of eq. (12), see [28]. Using this theoretical value for the $d(p, \gamma)^3\text{He}$ thermal rate, assuming conservatively the same error on its determination $\sigma_{\text{D},th}^2 = 0.07$, the BBN bound on the reheating temperature becomes even

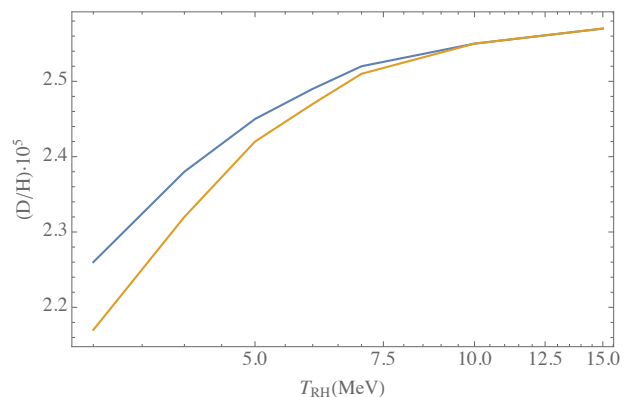


FIG. 7: Values of the deuterium to hydrogen ratio D/H, as a function of T_{RH} , with and without neutrino oscillations (upper blue and lower yellow lines, respectively).

stronger

$$T_{\text{RH}} \geq 5.1 \text{ MeV} . \quad (15)$$

IV. BOUNDS FROM COSMIC MICROWAVE BACKGROUND OBSERVATIONS

We now derive bounds on the reheating temperature from the observed spectrum of CMB temperature and polarization anisotropies as measured by the Planck satellite [25, 29, 30].

In order to compute the CMB power spectrum in models with a low-reheating temperature, we have modified the Boltzmann code **CAMB** [31] to allow for an arbitrary form of the neutrino distribution function (in principle different for each neutrino state). We use the results on the evolution of the neutrino spectra, as described in Sec. II above, to obtain the distribution functions of the flavor neutrinos, to be given as an input to **CAMB** for a given value of the reheating temperature T_{RH} . Since at the redshift of interest for the calculation of the CMB anisotropies and other late-time observables the neutrino distribution functions are evolving self-similarly, keeping a constant shape and being only redshifted by the expansion of the Universe, only the very last step of the time integration described in Sec. II is actually relevant to this purpose. Note, however that the cosmological perturbation equations are written in terms of the momentum distributions f_{ν_i} ($i = 1, 2, 3$) for the mass eigenstates; these are related to the flavor distributions f_{ν_α} ($\alpha = e, \mu, \tau$) by means of the relation:

$$f_{\nu_i}(y) = \sum_{\alpha=e, \mu, \tau} |U_{\alpha i}|^2 f_{\nu_\alpha}(y) \quad (16)$$

where U is the neutrino mixing matrix. As already said, we fix the matrix elements to the best-fit values from the global analysis of oscillation data of Ref. [19] for the normal mass hierarchy.

We have seen from the results of Sec. II that in low-reheating scenarios the effective number of relativistic species N_{eff} is smaller than its standard value. This is not an independent parameter as it only depends on the neutrino distribution functions and thus on the reheating temperature. So, the correct value of N_{eff} for each T_{RH} is automatically obtained internally in the Boltzmann code by means of the integration of the neutrino spectra.

The CMB anisotropy spectrum is also sensitive to the primordial helium abundance Y_p , mainly through its influence on the recombination history. In particular, increasing the helium fraction has the effect of reducing the power in the damping tail of the CMB spectrum. Assuming standard BBN, the helium fraction is not an independent parameter but instead can be determined once the baryon density ω_b and the effective number of relativistic species N_{eff} - related to the expansion speed at the time of BBN - are given. Thus, in current cosmological analyses that assume standard BBN, the abundance of helium

is consistently computed from ω_b and N_{eff} . We generalize this treatment to the models with a low-reheating temperature, by using **ParthENoPE** to generate a grid of values of Y_p as a function of ω_b and T_{RH} , from which we interpolate to obtain the helium abundance for arbitrary values of these two parameters.

Finally, in order to compute Bayesian confidence intervals and sample the posterior distributions for the parameters of the model, given the data, we use the Metropolis-Hastings (MH) algorithm as implemented in **CosmoMC** [32] (interfaced with our modified version of **CAMB**). The MH algorithm is used to generate Markov chains of samples for a set of cosmological parameters. The models under investigation here can be described by the values of the six parameters of the standard Λ CDM model, namely the present density parameters $\Omega_b h^2$ and $\Omega_{\text{dm}} h^2$ of baryons and dark matter respectively, the angular size of the sound horizon at recombination θ , the optical depth to recombination τ_{rec} , the spectral index n_s and amplitude A_s (evaluated at the pivot scale $k_0 = 0.05 \text{ Mpc}^{-1}$) of the spectrum of primordial scalar fluctuations, with the addition of the reheating temperature T_{RH} and of the mass m_1 of the lightest neutrino eigenstate. The masses of the remaining eigenstates are derived assuming a normal hierarchy (for the mass differences we again use the results of Ref. [19]), and we assume spatial flatness and adiabatic initial conditions. We take flat priors on all the parameters of the model; in particular, we take $3 \text{ MeV} \leq T_{\text{RH}} \leq 15 \text{ MeV}$. As explained above, for each set of parameter values - corresponding to a step in the Monte Carlo - we use interpolation tables to obtain the values of the helium abundance Y_p and of the parameters of the neutrino distribution functions to be fed to **CAMB** along with the other parameters.

We compute parameter constraints from different datasets. Our basic dataset consists of Planck 2015 data on the CMB temperature anisotropies up to a multipole $\ell = 2500$ and on large-scale ($\ell < 30$) polarization anisotropies [29]. This is the same basic dataset used by the Planck collaboration for parameter estimation [25], and we will follow the custom to refer to this dataset as “PlanckTT+lowP”. We will also consider the “Planck-TTTEEE+lowP” dataset that includes, in addition to the data just mentioned, the high- ℓ polarization measurements from Planck [29].

The likelihood functions associated to the datasets just described, are evaluated and combined using the likelihood code distributed by the Planck collaboration [29], and publicly available at Planck Legacy Archive¹. A number of additional “nuisance” parameters, required to describe e.g., unresolved foreground components and instrumental characteristics, are marginalized over.

As a first step, we have performed a test run by fixing T_{RH} to 15 MeV. For this value of the reheating temper-

¹ <http://pla.esac.esa.int/pla/>

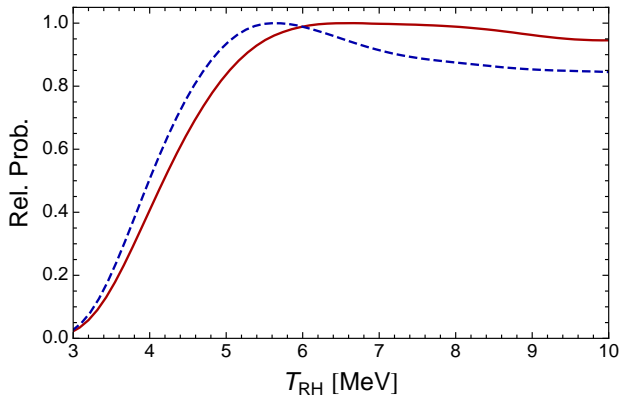


FIG. 8: One-dimensional probability distribution for T_{RH} , from the PlanckTT+lowP (red solid) and PlanckTTTEEE+lowP (blue dashed) datasets.

ature, the scenario should be basically indistinguishable from standard ΛCDM , and in fact we have checked that we can reliably reproduce the corresponding results presented in Ref. [25]. We indeed find small (below one σ) shifts in the parameters, but we have traced them to the different parameterization of neutrino masses between our code and the standard version of *CosmoMC* used by the Planck collaboration (see below).

Then we turn to the Monte Carlo runs with T_{RH} as a free parameter. We get the following 95% lower limit on the reheating temperature

$$\begin{aligned} T_{\text{RH}} &\geq 4.7 \text{ MeV} \quad (\text{PlanckTT} + \text{lowP}), \\ T_{\text{RH}} &\geq 4.4 \text{ MeV} \quad (\text{PlanckTTTEEE} + \text{lowP}). \end{aligned} \quad (17)$$

The corresponding posterior distributions for T_{RH} are shown in Fig. 8. For what concerns the effective number of relativistic degrees of freedom, we get (again at 95% C.L.)

$$\begin{aligned} N_{\text{eff}} &\geq 2.81 \quad (\text{PlanckTT} + \text{lowP}), \\ N_{\text{eff}} &\geq 2.75 \quad (\text{PlanckTTTEEE} + \text{lowP}). \end{aligned} \quad (18)$$

These results are in agreement with the fact, reported in the Planck parameters paper [25], that the addition of high-ell polarization data tends to slightly shift N_{eff} towards lower values.

It is interesting to test the robustness of the cosmological limits on neutrino masses in low-reheating scenarios. In the following we will focus on the PlanckTT+lowP dataset only. Computing the 95% credible interval for the sum of neutrino masses $\sum m_i$ from our chains yields

$$\sum m_i \leq 0.83 \text{ eV} \quad (\text{for } T_{\text{RH}} \leq 15 \text{ MeV}). \quad (19)$$

We have checked that we basically obtain² the same result ($\sum m_i \leq 0.80 \text{ eV}$) when T_{RH} is fixed to 15 MeV.

² This limit is different from the one quoted in the Planck param-

eters paper [25] for the $\Lambda\text{CDM}+m_\nu$ scenario ($\sum m_i \leq 0.72 \text{ eV}$). This is because we have implemented the normal mass hierarchy in the code, and as a consequence the total mass is bound to be larger than 0.06 eV. Instead, the $\Lambda\text{CDM}+m_\nu$ analysis by the Planck collaboration assumes three degenerate mass states and a simple positivity prior $\sum m_i \geq 0$.

$$\sum m_i \leq \begin{cases} 0.89 \text{ eV} & (T_{\text{RH}} \leq 7 \text{ MeV}) \\ 0.93 \text{ eV} & (T_{\text{RH}} \leq 6 \text{ MeV}) \\ 0.96 \text{ eV} & (T_{\text{RH}} \leq 5 \text{ MeV}) \end{cases} \quad (20)$$

In Fig. 9 we show the posterior distribution for the sum of neutrino masses with these and other assumptions on T_{RH} . There is a clear trend here: the constraint relaxes for lower reheating temperatures. The reason is easy to understand: the lower the reheating temperature, the lower the neutrino number density. Since, within a good approximation, the CMB directly constrains the neutrino energy density, and thus the product mass times number density, a low reheating temperature allows larger masses to be compatible with the data.

Finally, we have calculated the improvement in the goodness-of-fit of the low-reheating scenario with respect to standard ΛCDM . For the PlanckTT+lowP dataset, we find $\Delta\chi^2 \ll 1$, signaling that low-reheating scenarios, in spite of the presence of one additional parameter, do not allow to improve significantly the fit to the CMB data.

V. CONCLUSIONS

In this paper we have studied the production of relic neutrinos in a generic cosmological model where the latest reheating phase of the Universe occurs at temperatures as low as 1 MeV. This low-reheating scenario is an exotic possibility where it is not easy to account for a proper baryogenesis (although some solutions exist

eters paper [25] for the $\Lambda\text{CDM}+m_\nu$ scenario ($\sum m_i \leq 0.72 \text{ eV}$). This is because we have implemented the normal mass hierarchy in the code, and as a consequence the total mass is bound to be larger than 0.06 eV. Instead, the $\Lambda\text{CDM}+m_\nu$ analysis by the Planck collaboration assumes three degenerate mass states and a simple positivity prior $\sum m_i \geq 0$.

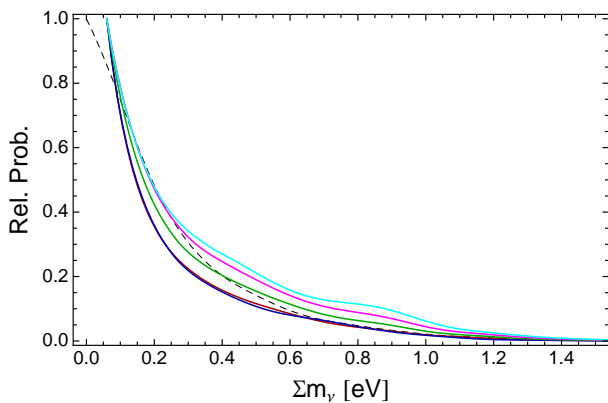


FIG. 9: One-dimensional posterior distribution for $\sum m_i$ from the PlanckTT+lowP dataset, for different assumptions on T_{RH} : $T_{\text{RH}} \leq 15$ MeV (red), $T_{\text{RH}} = 15$ MeV (blue, basically coinciding with the previous case), $T_{\text{RH}} \leq 7$ MeV (green), $T_{\text{RH}} \leq 6$ MeV (magenta), $T_{\text{RH}} \leq 5$ MeV (cyan). We also show a curve (black dashed) that reproduces the Planck collaboration results on $\sum m_i$ for the $\Lambda\text{CDM}+m_\nu$ model, for three neutrinos with equal mass.

[33, 34]), but it provides an interesting way to reduce the radiation content of the Universe (N_{eff}), leaving room for relativistic particles whose abundance is quite constrained in the standard case, such as sterile neutrinos [35–37]. The cosmological production of other possible particles is also modified for very low reheating temperatures, for instance in the case of axions [38, 39].

We have carefully solved the thermalization of neutrinos in a low-reheating scenario, improving previous calculations and taking into account the effect of three-flavor neutrino oscillations. We have calculated the impact on the production of light elements, which in the case of ^4He strongly depends on the inclusion or not of neutrino os-

cillations, as originally found in [8]. The BBN lower limit on the reheating temperature is $T_{\text{RH}}(\text{BBN}) \geq 4.1$ MeV (95% CL), and it is fixed by the observed abundance of primordial deuterium. This value is larger than the BBN bounds found in previous analyses [1–5].

A slightly more stringent bound on the reheating temperature can be obtained from the analysis of CMB anisotropies. With the same basic dataset used by the Planck collaboration for parameter estimation, we find the lower limit $T_{\text{RH}}(\text{CMB}) \geq 4.7$ MeV (95% CL). At the same time, the cosmological constraints on the total neutrino mass are quite robust in a low-reheating scenario, although, as expected, the bounds from Planck are slightly relaxed for values of T_{RH} below 10 MeV.

Acknowledgments

ML acknowledges support from ASI through ASI/INAF Agreement I/072/09/0 for the Planck LFI Activity of Phase E2. Part of this work was carried out while ML was visiting the Instituto de Física Corpuscular in Valencia, whose hospitality is kindly acknowledged, supported by the grant *Giovani ricercatori* of the University of Ferrara, financed through the funds Fondi 5x1000 Anno 2010 and Fondi Unicredit 2013. GM, GM and OP acknowledge support by the *Istituto Nazionale di Fisica Nucleare* I.S. TASP and the PRIN 2012 “Theoretical Astroparticle Physics” of the Italian *Ministero dell’Istruzione, Università e Ricerca*. SP and PFdS were supported by the Spanish grants FPU13/03729, FPA2014-58183-P, Multidark CSD2009-00064 and SEV-2014-0398 (MINECO), and PROMETEOII/2014/084 (Generalitat Valenciana). This research was also supported by a Spanish-Italian MINECO-INFN agreement, ref. AIC-D-2011-0689.

-
- [1] M. Kawasaki, K. Kohri, and N. Sugiyama, Phys. Rev. Lett. **82**, 4168 (1999).
 - [2] M. Kawasaki, K. Kohri, and N. Sugiyama, Phys. Rev. D **62**, 023506 (2000).
 - [3] G.F. Giudice, E.W. Kolb, and A. Riotto, Phys. Rev. D **64**, 023508 (2001).
 - [4] G.F. Giudice, E.W. Kolb, A. Riotto, D.V. Semikoz, and I.I. Tkachev, Phys. Rev. D **64**, 043512 (2001).
 - [5] S. Hannestad, Phys. Rev. D **70**, 043506 (2004).
 - [6] G. Mangano *et al.*, Nucl. Phys. B **729**, 221 (2005).
 - [7] P.F. de Salas and S. Pastor, in preparation.
 - [8] K. Ichikawa, M. Kawasaki, and F. Takahashi, Phys. Rev. D **72**, 043522 (2005).
 - [9] K. Ichikawa, M. Kawasaki, and F. Takahashi, JCAP **0705**, 007 (2007).
 - [10] F. De Bernardis, L. Pagano, and A. Melchiorri, Astropart. Phys. **30**, 192 (2008).
 - [11] G. Mangano, G. Miele, S. Pastor, O. Pisanti, and S. Sarikas, JCAP **1103**, 035 (2011).
 - [12] G. Mangano, G. Miele, S. Pastor, O. Pisanti, and S. Sarikas, Phys. Lett. B **708**, 1 (2012).
 - [13] O. Pisanti *et al.*, Comput. Phys. Commun. **178**, 956 (2008).
 - [14] N. Fornengo, C.W. Kim, and J. Song, Phys. Rev. D **56**, 5123 (1997).
 - [15] G. Mangano, G. Miele, S. Pastor, and M. Peloso, Phys. Lett. B **534**, 8 (2002).
 - [16] G. Sigl and G. Raffelt, Nucl. Phys. B **406**, 423 (1993).
 - [17] B.H. McKellar and M.J. Thomson, Phys. Rev. D **49**, 2710 (1994).
 - [18] S. Pastor, T. Pinto, and G.G. Raffelt, Phys. Rev. Lett. **102**, 241302 (2009).
 - [19] D.V. Forero, M.A. Tórtola, and J.W.F. Valle, Phys. Rev. D **90**, 093006 (2014).
 - [20] P.D. Serpico *et al.*, JCAP **0412**, 010 (2004).
 - [21] Y.I. Izotov, T.X. Thuan, and N.G. Guseva, Mon. Not.

- Roy. Astron. Soc. **445**, 778 (2014).
- [22] E. Aver, K.A. Olive, and E. D. Skillman, JCAP **1507**, 011 (2015).
 - [23] M. Pettini and R. Cooke, Mon. Not. Roy. Astron. Soc. **425**, 2477 (2012).
 - [24] R. Cooke, M. Pettini, R.A. Jorgenson, M.T. Murphy, and C.C. Steidel, Astrophys. J. **781**, 31 (2014).
 - [25] P.A.R. Ade *et al.* [Planck Collaboration], arXiv:1502.01589.
 - [26] E.G. Adelberger *et al.*, Rev. Mod. Phys. **83**, 195 (2011).
 - [27] L.E. Marcucci, M. Viviani, R. Schiavilla, A. Kievsky, and S. Rosati, Phys. Rev. C **72**, 014001 (2005).
 - [28] E. Di Valentino *et al.*, Phys. Rev. D **90**, 023543 (2014).
 - [29] N. Aghanim *et al.* (Planck Collaboration), arXiv:1507.02704.
 - [30] R. Adam *et al.* (Planck Collaboration), arXiv:1502.01582.
 - [31] A. Lewis, A. Challinor, and A. Lasenby, Astrophys. J. **538**, 473 (2000).
 - [32] A. Lewis and S. Bridle, Phys. Rev. D **66**, 103511 (2002).
 - [33] K. Benakli and S. Davidson, Phys. Rev. D **60**, 025004 (1999).
 - [34] K. Kohri, A. Mazumdar, and N. Sahu, Phys. Rev. D **80**, 103504 (2009).
 - [35] G. Gelmini, S. Palomares-Ruiz, and S. Pascoli, Phys. Rev. Lett. **93**, 081302 (2004).
 - [36] C.E. Yaguna, JHEP **0706**, 002 (2007).
 - [37] G. Gelmini, E. Osoba, S. Palomares-Ruiz, and S. Pascoli, JCAP **0810**, 029 (2008).
 - [38] D. Grin, T.L. Smith, and M. Kamionkowski, Phys. Rev. D **77**, 085020 (2008).
 - [39] L. Visinelli and P. Gondolo, Phys. Rev. D **81**, 063508 (2010).