

1. Introduction

Lorentz gases are simple physical systems that present deterministic chaos [1], and are a popular model in statistical mechanics and nonlinear dynamics. This model consists of point particles that move freely until they encounter obstacles, often spheres, where they undergo elastic collisions.

These systems can have different configurations of obstacles, e.g., random arrangements [2, 3, 4] or quasiperiodic structure [5, 6]. However, due to its simplicity, the periodic case has been most widely studied; see, e.g., [7, 8, 9, 10]. In this case, the model is equivalent to a Sinai billiard [7]. Many of the results obtained theoretically for these gases are in the limit where obstacles are very small, i.e., the so-called Boltzmann–Grad limit [11, 12, 13, 14, 15, 16, 17, 18, 19]. There are still many interesting open questions in this area [20, 21, 22, 23].

The standard simulation method for periodic Lorentz gases is to reduce to a single cell with periodic boundary conditions, and, in the simplest case, an obstacle in the centre of the cell [24, 25]. However, this requires that the program check in each cell whether the particle collides with the obstacle in the cell, or if it will move to the next cell. If the obstacle is large, it is quite likely that the particle will collide each time it crosses into a new cell. However, for very small obstacles, this method becomes very inefficient.

Instead, we would like to just find the coordinates of the next obstacle with which the particle will collide, given its initial position and velocity. This turns out to be closely related to the best rational approximant to an irrational number, and can be solved using the continued-fraction algorithm. Continued fractions have often been used to provide information about the free path distribution of the periodic Lorentz gas in the Boltzmann–Grad limit [11, 12, 13, 14, 15, 16, 17, 8, 9]. An algorithm along these lines was previously developed: see comments in [26]; however, it was never published [T. Geisel, private communication]. Caglioti and Golse developed a method to encode the trajectories of particles using the continued fraction algorithm and the so-called 3-length theorem [11, 12].

However, Golse’s algorithm works only if the particle leaves the surface of a disk. This restriction prevents the algorithm from being used in other geometries, such as two incommensurate overlapping arrays of square lattices, or with different shapes of obstacles; such systems may produce a number of surprising effects [27].

On the other hand, due to the construction of Golse’s algorithm, it is not possible to use it in higher dimensions, which is “a notoriously more difficult problem” [12]. Recent advances on multidimensional continued-fraction algorithms may provide a possible future direction [28, 29], although here we have opted for a different approach for higher-dimensional systems.

In this paper, we develop an efficient algorithm to find a collision with a 2D square lattice of discs starting from an arbitrary initial condition. We then use that 2D algorithm as part of an efficient algorithm for a 3D simple cubic lattice by projecting onto coordinate planes. Finally, we show how obstacles arranged on arbitrary (periodic) crystal lattices may be treated.

2. Classical algorithm for the periodic Lorentz gas

We begin by recalling the classical algorithm for a Lorentz gas on a d -dimensional (hyper)-cubic lattice, where each cell contains a single spherical obstacle of radius r . The simplest method is to locate the centre of the obstacle at the centre of a cubic cell $[-\frac{1}{2}, \frac{1}{2}]^d$, and to track which cell $\mathbf{n} \in \mathbb{Z}^d$ the particle is in using periodic boundary conditions: when a particle hits a cell boundary, its position is reset to the opposite boundary and the cell counter \mathbf{n} is updated accordingly; see Figure 1.

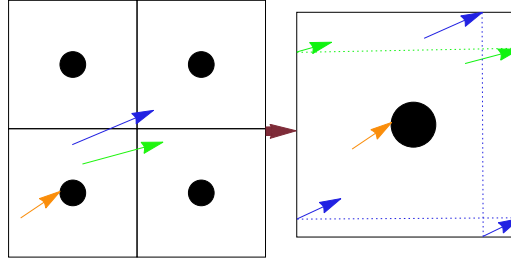


Figure 1. Reducing the dynamics in a periodic lattice to a single cell with periodic boundary conditions.

In each cell, the classical algorithm is as follows. For a particle with initial position \mathbf{x} and velocity \mathbf{v} , a collision occurs with the disc with centre at \mathbf{c} and radius r at a time t^* if

$$\|\mathbf{x} + \mathbf{v}t^* - \mathbf{c}\| = r. \quad (1)$$

This gives a quadratic equation for the collision time, and hence

$$t^* = -B - \sqrt{B^2 - C} \quad (2)$$

where

$$B = \frac{(\mathbf{x} - \mathbf{c}) \cdot \mathbf{v}}{v^2}; \quad C = \frac{(\mathbf{x} - \mathbf{c})^2 - r^2}{v^2}, \quad (3)$$

provided that the condition $B^2 - C \geq 0$ is satisfied. If this happens, then the collision position is $\mathbf{x} + \mathbf{v}t^*$. If the condition is not satisfied, then the trajectory misses the disc.

If no collision with the obstacle occurs, i.e. when $B^2 - C < 0$, the velocity is conserved and the particle will hit one of the cell boundaries. To determine which boundary will be hit, we find intersection times of the trajectory with each cell boundary (lines 2D or planes in 3D), given by

$$t_{i,\pm} = \frac{\pm \frac{1}{2} - x_i}{v_i},$$

where i runs from 1 to the number of dimensions (2 or 3) and the sign corresponds to the two opposite faces in direction i . The least positive time then gives the collision time with the boundary. Depending on which boundary was hit, we move to the new unit cell and repeat the process: if $t_{i,\pm}$ is the minimum time, then the positive (resp. negative) i th boundary is hit, and the i th component of the cell is updated to $n'_i = n_i \pm 1$.

3. Efficient 2D algorithm

The classical algorithm is efficient for large radii r , but very inefficient once r is small, since a trajectory will cross many cells before encountering a disc.

In this section, we develop an algorithm to simulate the periodic Lorentz gas on a 2D square lattice, based on the use of continued fractions, whose goal is to calculate *efficiently*

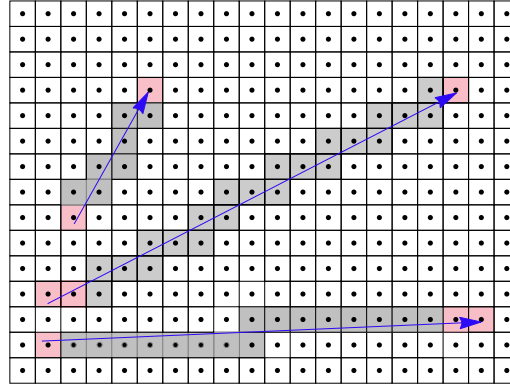


Figure 2. Cells covered by the classical algorithm, compared to the few steps required by the efficient algorithm.

the first disc hit by a particle, even for very small values of the radius r . Without loss of generality, we will use the lattice formed by the integer coordinates in the 2D plane.

We wish to calculate the minimal time $t^* > 0$ such that a collision occurs with some disc centred at $\mathbf{c} = (q, p)$, with q and p integers, by “jumping” straight to the correct disc; see Figure 2.

3.1. Continued fraction algorithm: approximation of an irrational number by a rational

In this section we recall the continued fraction algorithm and some properties of continued fractions; see, e.g., [30] for proofs. The geometrical interpretation has been suggested before by many other authors; see, for example, [31].

A continued fraction is obtained via an iterative process, representing a number α as the sum of its integer part, a_0 , and the reciprocal of another number, $\alpha_1 := \alpha - a_0$, then writing α_1 as the sum of its integer part, a_1 , and the reciprocal of $\alpha_2 := \alpha_1 - a_1$, and so on. This gives the continued fraction representation of α :

$$\alpha = a_0 + \frac{1}{a_1 + \frac{1}{a_2 + \frac{1}{a_3 + \dots}}}$$

This iteration produces a sequence of integers $[\alpha] = a_0$, $[\alpha_1] = a_1$, $[\alpha_2] = a_2$, etc. We define inductively two sequences of integers $\{p_n\}$ and $\{q_n\}$ as follows:

$$p_{-2} = 0; \quad p_{-1} = 1; \quad p_i = a_i p_{i-1} + p_{i-2}; \quad (4)$$

$$q_{-2} = 1, \quad q_{-1} = 0, \quad q_i = a_i q_{i-1} + q_{i-2}. \quad (5)$$

With this sequence we can approximate any irrational number α using the Hurwitz theorem: For any irrational number, α , all the relative prime integers p_n, q_n of the sequences defined in equations (4) and (5) satisfy

$$\left| \alpha - \frac{p_n}{q_n} \right| \leq \frac{1}{q_n^2}. \quad (6)$$

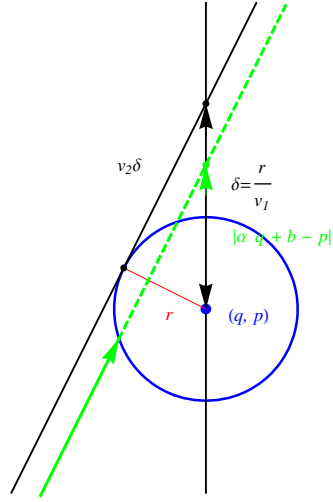


Figure 3. Relation between the intersection of a line and a circle with integer coordinates and the intersection of the line $x = q$.

3.2. Collision with a disc

The classical algorithm finds the intersection between a line, corresponding to the trajectory of the particle, and a circle, corresponding to the circumference of the disc, by solving the quadratic equation (2) for t^* . A first improvement follows from observing that we may instead look for the intersection of the trajectory with another line, as follows. In the following, we take $v_1 > 0$ and $v_2 > 0$; by symmetry of the system, we can always rotate or reflect it such that these conditions are satisfied.

We write the equation of the particle's trajectory as $y = \alpha x + b$, with slope $\alpha = v_2/v_1$, and look for its intersection with the vertical line $x = q$ passing through the disc at (q, p) . As shown in figure 3, if $|\alpha q + b - p| < \delta := r/v_1$, then a collision with the disc (q, p) will occur. Due to the periodic boundary conditions, we can redefine $b := \{\alpha q + b - p\}$ where $\{\cdot\}$ denotes the fractional part. Thus, $0 < b < 1$, and we need only solve $b < \delta$.

We do not need to apply periodic boundary conditions at every step; rather, we only need to check

$$|\{\alpha q_n\} + b - 1| < \delta, \quad (7)$$

where $\{\cdot\}$ denotes the fractional part, and $q_n = q_{n-1} + 1$, where q_1 is the x -coordinate of the closest obstacle to the particle at $t = 0$. Then, the first q_n that satisfies this inequality will be q . To calculate p , we use that either $p = \lfloor \alpha q + b \rfloor$ or $p = \lfloor \alpha q + b \rfloor + 1$.

Now, to simplify the algorithm further, consider the integer coordinates (q_n, p_n) such that

$$|\alpha q_n - p_n + b| < \delta, \quad (8)$$

and for any pair of numbers (i, j) such that $i < q_n$, then $|\alpha i - j + b| > \delta$, $q = q_n$, and $p = p_n$.

But $|\alpha q_i - p_i + b|$ are the distances between the integer coordinates (q_i, p_i) and the point $(q_i, \alpha q_i + b)$. Thus, we would like a sequence such that

$$|\alpha q_i - p_i + b| < |\alpha q_{i-1} - p_{i-1} + b| \quad (9)$$

for every integer $i > 1$. Also, the first pair of integer coordinates q_0 and p_0 should be $(0, 0)$ or $(0, 1)$, minimizing $|\alpha q_0 - p_0 + b|$, that is

$$|\alpha q_1 - p_1 + b| < f(b) = \begin{cases} b, & \text{if } b < \frac{1}{2} \\ 1 - b, & \text{if } b > \frac{1}{2}. \end{cases} \quad (10)$$

Note that if $b < 1/2$, we have $p_n = \lfloor \alpha q_n + b \rfloor = \lfloor \alpha q_n \rfloor$, if $b + \alpha q_n - \lfloor \alpha q_n \rfloor < 1$, and $p_n = \lfloor \alpha q_n \rfloor + 1$, if $b + \alpha q_n - \lfloor \alpha q_n \rfloor > 1$. Whereas if $b > 1/2$, we have $p_n = \lfloor \alpha q_n + b \rfloor + 1 = \lfloor \alpha q_n \rfloor + 1$, if $b + \alpha q_n - \lfloor \alpha q_n \rfloor < 1$ and $p_n = \lfloor \alpha q_n \rfloor + 2$, if $b + \alpha q_n - \lfloor \alpha q_n \rfloor > 1$. Substituting these four cases in the two cases of equation (10), we obtain that indeed $p_1 = \lfloor \alpha q_1 \rfloor + 1$. Iterating the inequality (9) we obtain

$$p_n = \lfloor \alpha q_n \rfloor + 1. \quad (11)$$

Combining the inequality (8) with equation (11), we obtain again equation (7).

Thus, we have reduced the solution from two linear equations and one quadratic to one linear equation. Furthermore, now we do not check in every periodic cell, because if $\alpha > 1$, for every q_n we advance $(\lfloor q_n \alpha \rfloor - \lfloor q_{n-1} \alpha \rfloor)$ cells. And we do not need to apply periodic boundary conditions until we reach the obstacle.

3.3. The Diophantine inequality: $|\alpha p - q| \leq \delta$

Now, a better algorithm should find a way to find the set of q_i , such that inequality (9) holds for every i , and there is no integer q such that $q_i < q < q_{i-1}$ for some i and $|\{\alpha q_i\} + b - 1| < |\{\alpha q\} + b - 1| < |\{\alpha q_{i-1}\} + b - 1|$.

In order to do this, we can use the continued fraction algorithm to obtain solutions to the inequality $|\alpha q - p| \leq \delta$. This algorithm already gives a sequence of (q_n, p_n) such that $|\alpha q_i - p_i| < |\alpha q_{i-1} - p_{i-1}|$ if $q_{i-1} < q_i$. In addition, the convergents of the continued fractions provide best approximants and hence the smallest solution of the inequality (10). So, if we turn our inequality (10) into this other inequality, we will find our algorithm just by using the continued fraction algorithm. Indeed, using equation (11) and the inequality (10), we obtain $|\{\alpha q_1\} - 1| < 2b$ if $b < 1/2$ or $< 2(1 - b)$ if $b > 1/2$, which is almost the continued fraction inequality, except that p_1 is always equal to $\lfloor \alpha q_1 \rfloor + 1$.

$$|\alpha q - p| < \begin{cases} 2b, & \text{if } b < \frac{1}{2} \\ 2(1 - b), & \text{if } b > \frac{1}{2}. \end{cases} \quad (12)$$

Now we can apply the continued fraction algorithm to obtain p_1 and q_1 of inequality (12). If $\alpha q_1 + b < \delta$ or $1 - \alpha q_1 + b < \delta$, then we have found the center of the obstacle at (p_1, q_1) , with $p_1 = \lfloor \alpha q_1 \rfloor + 1$; otherwise, we have not found it, but we know that if the center of collision is at (p, q) then $p \geq p_1$, and $q \geq q_1$. Hence, we can just use (q_1, p_1) even if they do not satisfy inequality (9). Redefining b_i as $b_0 = b$, $b_i = \{\alpha q_i + b\}$, we can calculate a succession of (p_i, q_i) . If $b_n < \delta$ the algorithm stops, and the collision will take place with the obstacle centred at the coordinates (q_n, p_n) . Otherwise, if $b_n = b$, then the particle has a rational slope equal to that of a channel, and so is travelling along and parallel to that channel, and hence will never undergo another collision with an obstacle. In this case, the algorithm throws an exception.

3.4. Complete 2D algorithm

We now have the necessary tools to implement the algorithm. Pseudo-code for the complete efficient 2D algorithm is given in the Appendix; source code for our implementation, written in the Julia programming language [32, 33], may be found in the supplementary information.

The functions described above work only for velocities in the first octant, i.e. such that $0 < v_2 < v_1$. If the velocity does not satisfy this condition, we use the symmetry of the system, applying rotations and reflections and then, after obtaining the coordinates of the collision, use the inverse transformations to return to the original system; see the Appendix for details.

Finally, to calculate the exact collision point, we use the classical algorithm to obtain the intersection between a line and a circle, and from there the resulting post-collision velocity.

4. Efficient 3D algorithm

We now develop an efficient algorithm for calculating the next collision with a sphere in 3D on a simple cubic lattice, which again is designed to be efficient for a small radius r . The algorithm works by projecting the geometry onto the 2D coordinate planes and then using the above efficient 2D algorithm in each plane, as follows.

Suppose we project a particle trajectory in a 3D lattice onto one of the x - y , x - z or y - z planes. We will obtain a periodic square lattice with a 2D trajectory. This trajectory is *not* a trajectory of the 2D Lorentz gas, however – it may pass through certain discs as if they were not there, and may have non-elastic reflections with other discs. Furthermore, the speed varies.

However, we will use this to apply the 2D algorithm for the projections in each plane, in order to obtain coordinates of a disc in each of the three planes at which the first collision in that plane is predicted to occur. We now check whether the obstacle coordinates in these projections correspond to the *same* 3D obstacle, i.e. if the coordinates coincide pairwise. If not, then we have not found a true collision in 3D. We move the particle to the cell containing the obstacle that is furthest away, i.e., has the maximum collision time in its respective plane, and continue.

If the obstacle coordinates do coincide pairwise, then this algorithm predicts that there is a collision. However, this may not be true, due to the geometry, as follows. Calculating a collision with a disc in one of the planes x - y , x - z or y - z is equivalent to calculating a collision in space with a cylinder orthogonal to that plane. Joining these coordinates together means calculating a collision with the intersection of three orthogonal cylinders with the same radius. Figure 4 shows such an intersection of three cylinders, called a tricylinder or Steinmetz solid [34], together with a sphere of the same radius. The sphere is contained inside the intersection of the cylinders, and has a smaller volume.

Thus the algorithm may predict a false collision – with the tricylinder – even though the particle does not collide with the sphere. To control this, we check if the particle really does collide with this obstacle by using the classical algorithm; if so, then we have found a true collision, and if not, we move the particle to the next cell and continue applying the algorithm. Numerically, we find the probability of a false collision to be around 0.17.

Pseudo-code for the efficient 3D algorithm is given in the Appendix.

5. Numerical measurements

5.1. Execution time

In order to test the efficiency of our algorithms, we measure the average execution time of the function that finds the first collision, starting from an initial point near the origin, as a function of obstacle radius, for both the classical and efficient algorithms, in 2D and 3D.

Figures 5 and 6 show the results for the 2D and 3D algorithms, respectively. We performed power-law fits for the execution time as a function of obstacle radius. For the




Figure 4. A sphere of radius r embedded into the intersection of three orthogonal cylinders of the same radius. The volume inside the intersection but outside the sphere is the region where the 3D algorithm predicts false collisions.

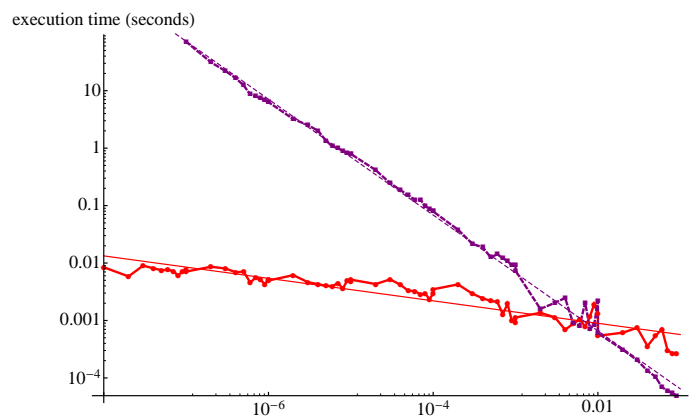


Figure 5. Mean execution time to find the first collision in the 2D square Lorentz gas, for the classical (dotted curve) and efficient (solid curve) algorithms. The straight lines show power-law fits.

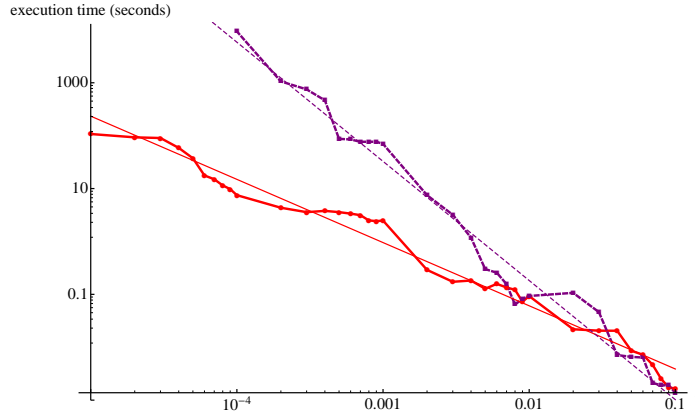


Figure 6. Mean execution time to find the first collision in the 3D simple cubic Lorentz gas, for the classical (dotted curve) and efficient (solid curve) algorithms. The straight lines show power-law fits.

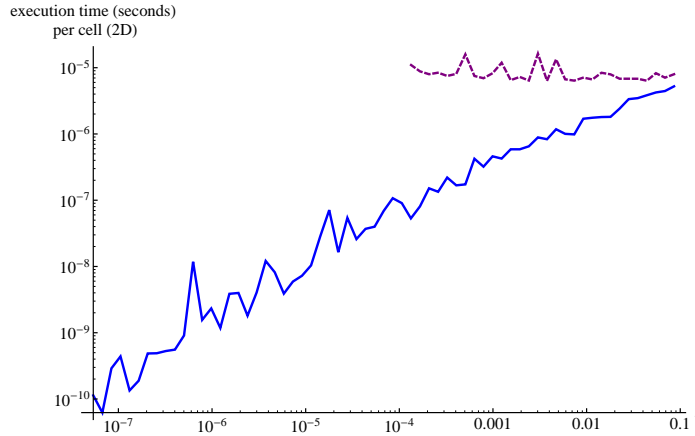


Figure 7. Mean execution time per cell to find the first collision in a 2D square Lorentz gas, for the classical (dashed curve) and efficient (solid curve) algorithms, as a function of disc radius, r .

2D case, we find an exponent of -1.01 for the classical algorithm and -0.20 for the efficient algorithm. For the 3D case, the exponents are -2.25 and -1.20 for classical and efficient, respectively. As we can see, our algorithms are increasingly more efficient for $r < 0.01$.

Similarly, we calculated the execution time per cell as a function of the obstacle radius, for both the 2D and 3D efficient algorithms, with comparison to the corresponding classical algorithms; see Figures 7 and 8. Since the classical algorithms use periodic boundary conditions, the time per cell is basically constant, independent of the obstacle radius. For small radii, we again observe the efficiency of the new algorithms.

5.2. Asymptotic complexity of the classical and efficient algorithms

The scaling of the complexity of the classical algorithm as $1/r$ may be explained as follows. The distance that a particle travels before it collides with an obstacle, i.e. the free path length,

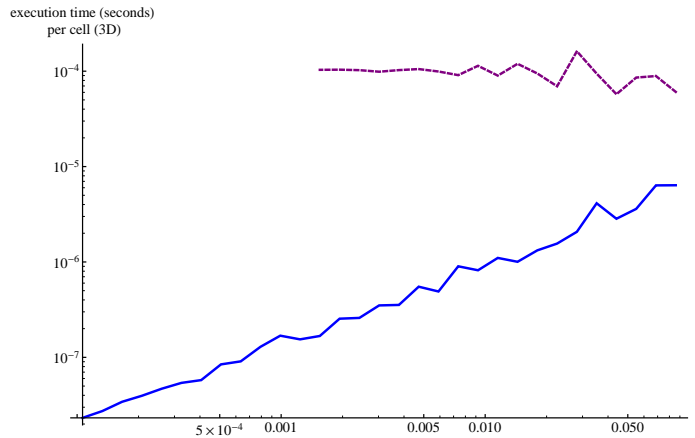


Figure 8. Mean execution time per cell to find the first collision in the 3D cubic Lorentz gas, for the classical (dashed curve) and efficient (solid curve) algorithms, as a function of sphere radius, r .

is a function of obstacle size: the smaller the obstacles, the longer the free paths.

In periodic Lorentz gases, there is a simple formula for the mean free path between consecutive collisions, τ , that arises from geometrical considerations [35]: it is, up to a dimension-dependent constant, the ratio of the volume of the available space outside the obstacles to the surface area of the obstacles. For the square 2D Lorentz gas with discs of radius r , we have

$$\tau(r) = \frac{1 - \pi r^2}{2r}, \quad (13)$$

with asymptotics r^{-1} for small r . Since the classical algorithm must cross this distance at speed 1, it takes time proportional to $1/r$, as we find numerically. In applying this algorithm, approximately $1/r$ quadratic equations and four times as many linear equations must be solved.

For the simple cubic Lorentz gas in 3D with spheres of radius r , we have

$$\tau(r) = \frac{1 - \frac{4}{3}\pi r^3}{\pi r^2}, \quad (14)$$

with asymptotics r^{-2} , which is not far from our numerical results.

On the other hand, the efficient algorithm checks only one quadratic equation, and around $2r^{-1/2}$ linear equations, giving an upper bound of $r^{-1/2}$ for the complexity. (This calculation uses Hurwitz's theorem.) Numerically, it turns out to be significantly more efficient than that.

5.3. Free flight distribution

As an example application of our algorithm, we measure the distribution of free flight lengths for the first collision for certain systems studied by Marklof and Strömbergsson [27]. They studied N incommensurable, overlapping periodic Lorentz gases in the Boltzmann–Grad limit, $r \rightarrow 0$, and proved that the asymptotic decay of the probability density for free flights in that system is $\sim \ell^{-N-2}$. It follows that the asymptotic density of the *first* free flight should be $\rho(\ell) \sim \ell^{-N-1}$.

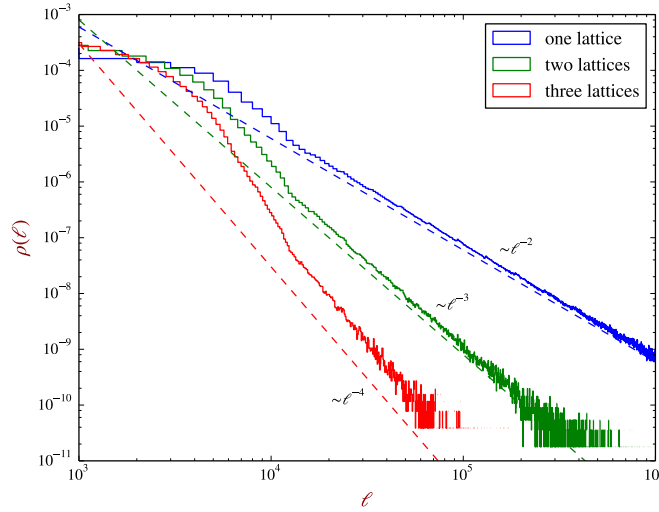


Figure 9. Probability density of the first free flight for two and three incommensurable, overlapping periodic Lorentz gases with angles $\pi/5$ and $\pi/7$; a total of 10^8 initial conditions was used. The results for a single lattice are shown for comparison. The dashed lines and labels show the theoretical asymptotics.

Figure 9 shows our numerical results for this distribution in the case of two and three overlapping lattices, compared to the asymptotic decay given by the rigorous result of [27]. To obtain this plot, we fixed the radius as $r = 10^{-4}$ and calculated free flights for a given initial condition for a 2D lattice, and for the same lattice rotated by $\pi/5$ and $\pi/7$, respectively. The first free flight for each lattice is calculated separately, and the minimum of those results is then taken to give the first free flight for the superposition of either two or three incommensurable lattices. The distributions obtained numerically do indeed follow the power laws predicted. Naturally, it becomes increasingly difficult to obtain the asymptotic behaviour of the densities as the number of lattices increases.

6. Extension to general periodic lattices

So far, we have restricted attention to spherical obstacles on simple cubic lattices. In this section, we will show how to deal with *arbitrary* periodic crystal lattices. Such lattices consist of a *basis* (finite collection) of different spheres (atoms), in unit cells of a Bravais lattice; see, e.g., [36].

This may be considered as the superposition of distinct Bravais lattices, one for each of the distinct atoms in the basis. Thus the efficient algorithm may be used separately for each such lattice, and then we take the minimum time to determine the next collision. In this way, we can now restrict attention to simulating a Bravais lattice with a single atom per unit cell. For simplicity we will describe the method in 2D; the 3D case is similar.

A Bravais lattice in 2D is the set of points given by linear combinations of the form $a_1\mathbf{u}_1 + a_2\mathbf{u}_2$ of vectors \mathbf{u}_i defining the directions of the lattice, where the a_i are integers. We pass from the square lattice to the oblique lattice by applying the transformation matrix M_{so} ,

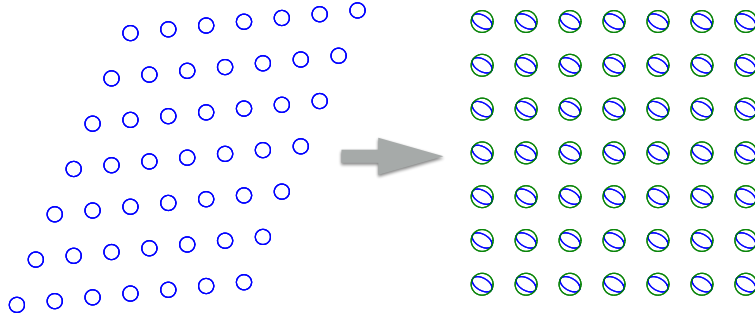


Figure 10. Effect of applying the transformation M_{os} to an oblique lattice of discs (left). The result is a square lattice of ellipses; circumscribed circles are also shown (right).

defined such that its columns are the vectors \mathbf{u}_i :

$$M_{so} := (\mathbf{u}_1 | \mathbf{u}_2). \quad (15)$$

To transform back from the Bravais lattice to the square lattice, we apply the inverse transformation $M_{os} := M_{so}^{-1}$. Starting from circular obstacles of radius r in the Bravais lattice and applying M_{os} gives one obstacle per unit cell at integer coordinates in the square lattice. However, this stretches the shape of the resulting obstacles into ellipses, as follows from the singular-value decomposition (SVD) of M_{os} ; see, e.g., [37]. The semi-major axis of the resulting ellipses is $r' = r\sigma_1$, where σ_1 is the first singular value of M_{os} . We circumscribe the resulting ellipse by a circular obstacle of radius r' , giving a standard square periodic Lorentz gas, suitable for analysis using the corresponding efficient 2D algorithm; see Figure 10.

Starting from a given initial condition $\mathbf{x}_0, \mathbf{v}_0$ in the Bravais lattice we wish to simulate, we transform these to $\mathbf{x}'_0 := M_{os} \cdot \mathbf{x}_0$ and $\mathbf{v}'_0 := M_{os} \cdot \mathbf{v}_0$ in the square lattice. We then apply the efficient algorithm in the square lattice to obtain a proposed disc or sphere with integer coordinates \mathbf{n} . These coordinates are mapped to the oblique lattice, giving a proposed disc or sphere with coordinates $\mathbf{n}' := M_{so} \cdot \mathbf{n}$. We must check, however, if this is a true collision with the obstacle at \mathbf{n}' using the classical algorithm, since the proposed collision with a disc in the square lattice may not actually hit the true elliptical obstacle there. If it is not a true collision, then we move to the next cell and continue; if it is a true collision, we calculate the new post-collision velocity.

Provided the transformation M_{so} does not stretch the obstacles too much, and the radius is small, this algorithm will still be very efficient.

Finally, non-spherical obstacles may be dealt with in a similar way, using a circumscribed circular or spherical obstacle. In this way, we may simulate completely general crystal lattice structures.

7. Conclusions

We have introduced efficient algorithms to simulate periodic Lorentz gases in two and three dimensions, that work particularly well when the obstacles are small. We have compared the efficiency of these algorithms with the standard ones, showing that the relative efficiency indeed increases very fast in 2D and fast in 3D, and we have shown a sample application to calculate free flight distributions near the Boltzmann–Grad limit.

We have also shown how to extend our methods to arbitrary crystal lattices. The extension of the 3D algorithm to higher dimensions and applications are in progress.

8. Acknowledgements

We thank Michael Schmiedeberg for useful comments and discussions about the algorithms, and the anonymous referees for their insightful remarks. ASK received support from the DFG within the Emmy Noether program (grant Schm 2657/2). NK is the recipient of a DGAPA-UNAM postdoctoral fellowship. DPS acknowledges financial support from CONACYT grant CB-101246 and DGAPA-UNAM PAPIIT grants IN116212 and IN117214.

- [1] Predrag Cvitanović, Pierre Gaspard, and Thomas Schreiber. Investigation of the Lorentz gas in terms of periodic orbits. *Chaos: An Interdisciplinary Journal of Nonlinear Science*, 2(1):85–90, 1992.
- [2] A Latz, H Van Beijeren, and JR Dorfman. Lyapunov spectrum and the conjugate pairing rule for a thermostatted random Lorentz gas: Kinetic theory. *Phys. Rev. Lett.*, 78(2):207, 1997.
- [3] Ch Dellago and HA Posch. Lyapunov spectrum and the conjugate pairing rule for a thermostatted random Lorentz gas: Numerical simulations. *Phys. Rev. Lett.*, 78(2):211, 1997.
- [4] H Van Beijeren, Arnulf Latz, and JR Dorfman. Chaotic properties of dilute two- and three-dimensional random Lorentz gases: Equilibrium systems. *Phys. Rev. E*, 57(4):4077, 1998.
- [5] Atahualpa S Kraemer and David P Sanders. Embedding quasicrystals in a periodic cell: dynamics in quasiperiodic structures. *Phys. Rev. Lett.*, 111(12):125501, 2013.
- [6] Bernt Wennberg. Free path lengths in quasi crystals. *J. Stat. Phys.*, 147(5):981–990, 2012.
- [7] Leonid A Bunimovich and Ya G Sinai. Statistical properties of Lorentz gas with periodic configuration of scatterers. *Commun. Math. Phys.*, 78(4):479–497, 1981.
- [8] PM Bleher. Statistical properties of two-dimensional periodic Lorentz gas with infinite horizon. *J. Stat. Phys.*, 66(1-2):315–373, 1992.
- [9] NI Chernov. Statistical properties of the periodic Lorentz gas. multidimensional case. *J. Stat. Phys.*, 74(1-2):11–53, 1994.
- [10] Thomas Gilbert, Huu Chuong Nguyen, and David P Sanders. Diffusive properties of persistent walks on cubic lattices with application to periodic Lorentz gases. *J. Phys. A.: Math. Theor.*, 44(6):065001, 2011.
- [11] Emanuele Caglioti and François Golse. On the distribution of free path lengths for the periodic Lorentz gas III. *Commun. Math. Phys.*, 236(2):199–221, 2003.
- [12] François Golse. Recent results on the periodic Lorentz gas. In *Nonlinear Partial Differential Equations*, pages 39–99. Springer, 2012.
- [13] Florin P Boca and Alexandru Zaharescu. The distribution of the free path lengths in the periodic two-dimensional Lorentz gas in the small-scatterer limit. *Commun. Math. Phys.*, 269(2):425–471, 2007.
- [14] François Golse. The periodic Lorentz gas in the Boltzmann–Grad limit. In *Proc. ICM (Madrid, 2006)*, volume 3, pages 183–20, 2006.
- [15] Emanuele Caglioti and François Golse. The Boltzmann–Grad limit of the periodic Lorentz gas in two space dimensions. *Comp. Rend. Math.*, 346(7):477–482, 2008.
- [16] Emanuele Caglioti and François Golse. On the Boltzmann–Grad limit for the two dimensional periodic Lorentz gas. *J. Stat. Phys.*, 141(2):264–317, 2010.
- [17] François Golse and Bernt Wennberg. On the distribution of free path lengths for the periodic Lorentz gas ii. *ESAIM: Mathematical Modelling and Numerical Analysis*, 34(06):1151–1163, 2000.
- [18] Jens Marklof and Andreas Strömbergsson. Kinetic transport in the two-dimensional periodic Lorentz gas. *Nonlinearity*, 21(7):1413, 2008.
- [19] Jean Bourgain, François Golse, and Bernt Wennberg. On the distribution of free path lengths for the periodic Lorentz gas. *Commun. Math. Phys.*, 190(3):491–508, 1998.
- [20] Thomas Gilbert and David P Sanders. Persistence effects in deterministic diffusion. *Phys. Rev. E*, 80(4):041121, 2009.
- [21] Jens Marklof and Andreas Strömbergsson. The periodic Lorentz gas in the Boltzmann–Grad limit: asymptotic estimates. *Geom. Func. Anal.*, 21(3):560–647, 2011.
- [22] Péter Nándori, Domokos Szász, and Tamás Varjú. Tail asymptotics of free path lengths for the periodic Lorentz process: On dettmann’s geometric conjectures. *Commun. Math. Phys.*, 331(1):111–137, 2014.
- [23] Carl P Dettmann. New horizons in multidimensional diffusion: The Lorentz gas and the Riemann hypothesis. *J. Stat. Phys.*, 146(1):181–204, 2012.
- [24] David P Sanders. Fine structure of distributions and central limit theorem in diffusive billiards. *Phys. Rev. E*, 71(1):016220, 2005.

- [25] David P Sanders. Normal diffusion in crystal structures and higher-dimensional billiard models with gaps. *Phys. Rev. E*, 78(6):060101, 2008.
- [26] A Zacherl, T Geisel, J Nierwetberg, and G Radons. Power spectra for anomalous diffusion in the extended Sinai billiard. *Phys. Lett. A*, 114(6):317–321, 1986.
- [27] Jens Marklof and Andreas Strömbergsson. Power-law distributions for the free path length in Lorentz gases. *J. Stat. Phys.*, 155(6):1072–1086, 2014.
- [28] Kostya Khanin, JoãoLopes Dias, and Jens Marklof. Multidimensional continued fractions, dynamical renormalization and kam theory. *Communications in Mathematical Physics*, 270(1):197–231, 2007.
- [29] J. C. Lagarias. Geodesic multidimensional continued fractions. *Proc. London Math. Soc. (3)*, 69(3):464–488, 1994.
- [30] Ivan Niven, Herbert S Zuckerman, and Hugh L Montgomery. *An Introduction to the Theory of Numbers*. John Wiley & Sons, 2008.
- [31] A Nogueira. The three-dimensional poincaré continued fraction algorithm. *Israel J. Math.*, 90(1-3):373–401, 1995.
- [32] <http://julialang.org/>.
- [33] Jeff Bezanson, Alan Edelman, Stefan Karpinski, and Viral B. Shah. Julia: A fresh approach to numerical computing. November 2014.
- [34] Moreton Moore. Symmetrical intersections of right circular cylinders. *The Mathematical Gazette*, 58(405):181–185, 1974.
- [35] N. Chernov. Entropy, Lyapunov exponents, and mean free path for billiards. *J. Stat. Phys.*, 88(1–2):1–29, 1997.
- [36] N.W. Ashcroft and N.D. Mermin. *Solid State Physics*. Saunders College, Philadelphia, 1976.
- [37] Lloyd N. Trefethen and David Bau. *Numerical Linear Algebra*. Society for Industrial and Applied Mathematics, Philadelphia, PA, USA, 1997.