

Sensitivity and Discovery Potential of the PROSPECT Experiment

KARIN GILJE¹

ON BEHALF OF THE PROSPECT COLLABORATION

*Department of Physics
Life Sciences
3101 S. Dearborn St., Room 182
Illinois Institute of Technology
Chicago, IL 60616*

Abstract
Introduction
Motivation
Sensitivity
Discovery
Conclusions
References
Appendix
Bibliography
Acknowledgments
Contact

1A

1B

1C

1D

1E

¹Presenter: kgilje@iit.edu

1 Introduction

The first step
 in the derivation of the
 effective Lagrangian
 is to integrate out the
 heavy degrees of freedom
 in the full theory.

$$\bar{\nu}_e + p \rightarrow e^+ + n.$$

⊗

The second step
 is to match the
 full theory to the
 effective theory
 at the scale of the
 heavy degrees of freedom.

This is done by
 comparing the
 amplitudes of the
 full theory to those
 of the effective theory.

ab initio β

ab initio β

The third step
 is to calculate the
 matrix elements of the
 effective Lagrangian.

This is done by
 using the Feynman
 rules of the effective
 theory.

ab initio β

The fourth step
 is to calculate the
 radiative corrections
 to the matrix elements.

This is done by
 using the Feynman
 rules of the effective
 theory and the
 renormalization group.

β

ν_s

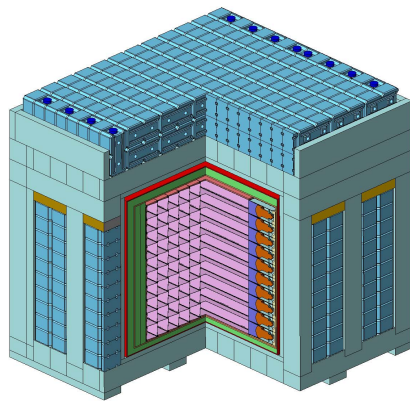
^{235}U ^{238}U ^{239}Pu

θ_{13}

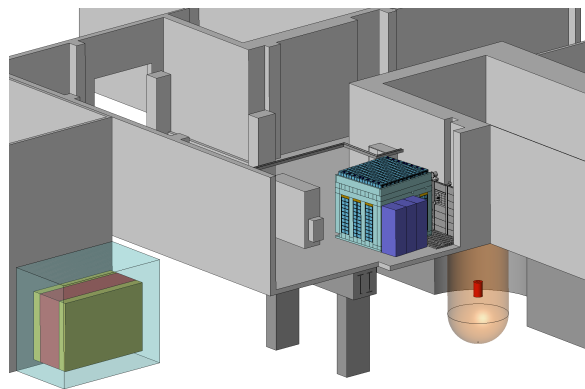
$m^2 \approx V^{-2}$
 $\bar{\nu}_e$
 $|U_{e4}|^2$ and $|U_{\mu 4}|^2$.

2 The PROSPECT Design

^{235}U
 $m^2 \approx$
 ^{235}U
 $m^2 \approx$



(a) Phase I detector.



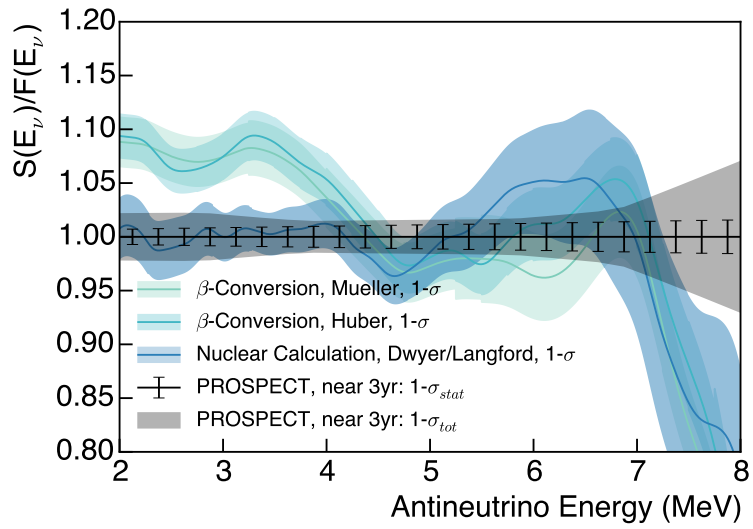
(b) Detector placement at HFIR.

The detector is designed to measure the...

1. $\theta_{12} \approx 33^\circ$ (known)
 2. $\theta_{13} < 10^\circ$ (known)
 3. $\theta_{23} \approx 45^\circ$ (known)
 4. $\delta \approx 180^\circ$ (known)
 5. θ_{12} (known)
 6. θ_{13} (known)
 7. θ_{23} (known)
 8. δ (known)
 9. θ_{12} (known)
 10. θ_{13} (known)
 11. θ_{23} (known)
 12. δ (known)
 13. θ_{12} (known)
 14. θ_{13} (known)
 15. θ_{23} (known)
 16. δ (known)
 17. θ_{12} (known)
 18. θ_{13} (known)
 19. θ_{23} (known)
 20. δ (known)

3 PROSPECT Physics Reach

1. θ_{12} (known)
 2. θ_{13} (known)
 3. θ_{23} (known)
 4. δ (known)
 5. θ_{12} (known)
 6. θ_{13} (known)
 7. θ_{23} (known)
 8. δ (known)
 9. θ_{12} (known)
 10. θ_{13} (known)
 11. θ_{23} (known)
 12. δ (known)
 13. θ_{12} (known)
 14. θ_{13} (known)
 15. θ_{23} (known)
 16. δ (known)
 17. θ_{12} (known)
 18. θ_{13} (known)
 19. θ_{23} (known)
 20. δ (known)



^{235}U
 $\bar{\nu}_e$

^{235}U $\bar{\nu}_e$

ν_e

ν_e

m_{14}^2

m_{14}^2

ν_e

ν_e

σ

σ

σ

σ

σ

σ

σ

σ

σ

σ

σ

σ

σ

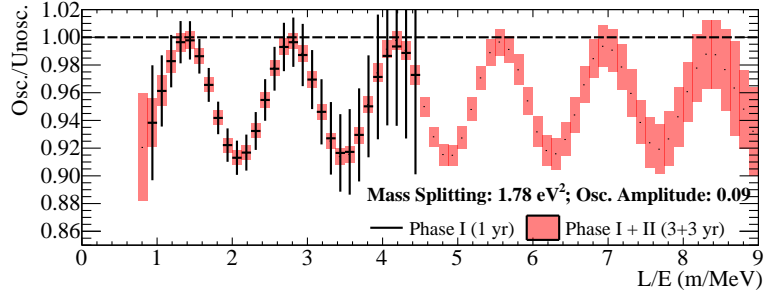
σ

σ

σ

σ

σ



ν_e fit
 ν_μ fit
 ν_μ fit
 Δm_{14}^2

$2\theta_{14}$

4 Conclusion

fit
 fit
 fit
 fit
 fit
 fit
 fit
 fit

235

2

$\bar{\nu}_e$
 ν_μ ν_e
 ν_μ

σ

ACKNOWLEDGMENTS

fit
 fit
 fit
 fit
 fit

References

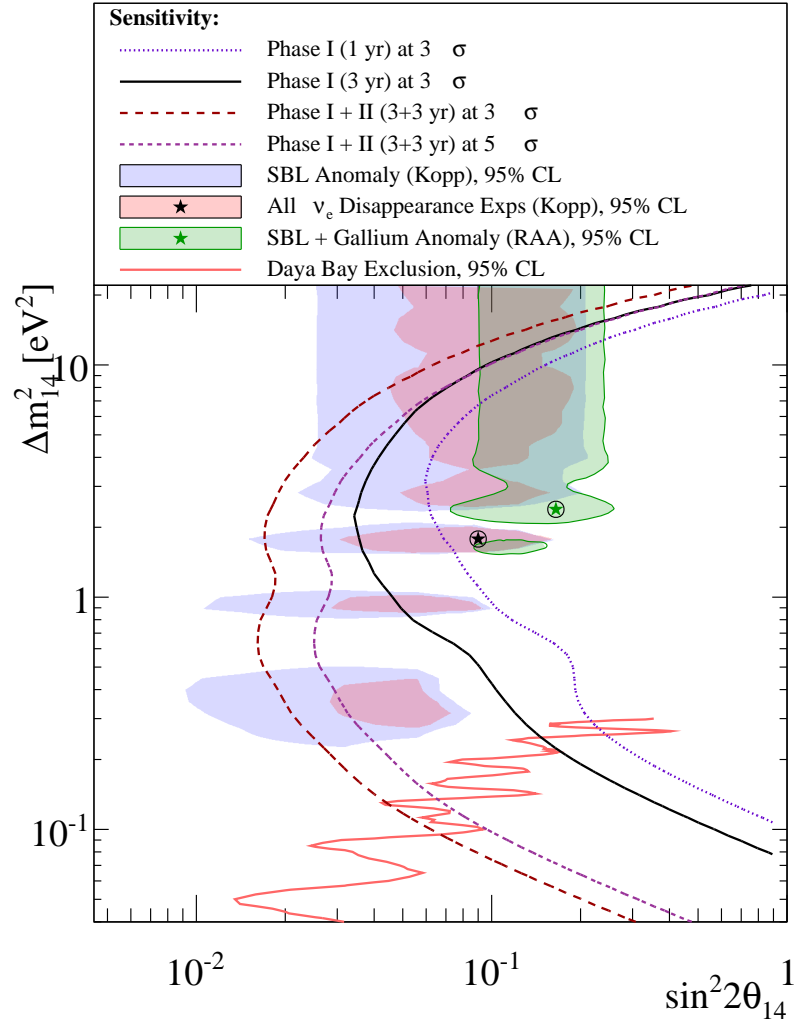
fit
 160, 30

fit
 fit

84, 015C

85, 00

3141 *et al.*, *JRC* 83, 0115
 3142 D. J. H. *et al.*, 114, 0100
 3143 A. J. C. *et al.*, 92, 0011
 3144 E. A. *et al.*, 1305, 0
 3145 J. H. *et al.*, 1305, 0
 3146 J. A. *et al.*, 1305, 0
 3147 D. K. *et al.*, 1305, 0
 3148 D. H. *et al.*, *accepted to Nucl. Instrum. Meth. A (2015)*
 3149 J. H. *et al.*, *et al.*



Δm_{14}^2 vs $\sin^2 2\theta_{14}$
 Sensitivity curves for Phase I (1 yr), Phase I (3 yr), and Phase I + II (3+3 yr) at 3 and 5 σ .
 Shaded regions represent SBL Anomaly (Kopp), All ν_e Disappearance Exps (Kopp), SBL + Gallium Anomaly (RAA), and Daya Bay Exclusion at 95% CL.