

A BOUND VIOLATION ON THE GALAXY GROUP SCALE: THE TURN-AROUND RADIUS OF NGC 5353/4

Jounghun Lee¹, Suk Kim², and Soo-Chang Rey²

ABSTRACT

The first observational evidence for the violation of the maximum turn-around radius on the galaxy group scale is presented. The NGC 5353/4 group is chosen as an ideal target of our investigation of the bound-violation because of its proximity, low-density environment, optimal mass scale, and existence of a nearby thin straight filament. Using the observational data on the line-of-sight velocities and three dimensional distances of the filament galaxies located in the bound zone of the NGC 5353/4 group, we construct their radial velocity profile as a function of separation distance from the group center and then compares it with the analytic formula obtained empirically by Falco et al. (2014) to find the best-fit value of an adjustable parameter with the help of the maximum likelihood method. The turn-around radius of NGC 5353/4 is determined as the separation distance where the adjusted analytic formula for the radial velocity profile yields zero. The estimated turn-around radius of NGC 5353/4 turns out to substantially exceed the upper limit predicted by the spherical model based on the Λ CDM cosmology. Even when the restrictive condition of spherical symmetry is released, the estimated value is found to be only marginally consistent with the Λ CDM expectation.

Subject headings: cosmology — large scale structure of universe

1. INTRODUCTION

After the epoch of recombination, the growth of an overdense region in the primordial matter density field would be driven by the competition between its self-gravity and the

¹Astronomy Program, Department of Physics and Astronomy, Seoul National University, Seoul 151-742, Korea

jounghun@astro.snu.ac.kr

²Department of Astronomy and Space Science, Chungnam National University, Daejeon 305-764, Korea

cosmic expansion. The simplest approach to understanding the gravitational evolution of an initially overdense region is to regard it as a bound mini-universe with positive curvature and then to solve the Friedmann equations under the assumption that the region has a uniform density and a spherically symmetric shape (Gunn & Gott 1972). The Friedmann equations have a well known solution for this case, according to which the radius of the spherical region varies with time as a cycloid. The maximum radius that the spherical overdense region with uniform density will reach during its cycloidal change is called the "turn-around radius", after which it begins to shrink back since the effect of its self-gravity comes to be stronger than that of the cosmic expansion. In the subsequent nonlinear evolution, the region will go through relaxation, virialization and eventual formation of a bound object (Lynden-Bell 1967; White 1976; Quinn et al. 1986; Frenk et al. 1988).

The virial radius of a bound object formed at the site of an initial overdense region develops only weak dependence on the background cosmology since it is determined mainly by the total mass contained in the region (Eke et al. 1996; Kitayama & Suto 1996). Whereas, the turn-around radius of an initial overdense region depends sensitively on the background cosmology as well as on the total mass, since at the turn-around moment the pulling effect of its self gravity comes to be cancelled out by the pushing effect of dark energy on the region (e.g., Lahav et al. 1991; Barrow & Saich 1993; Eke et al. 1996; Eingorn et al. 2013; Pavlidou et al. 2014). For a background universe that has larger amount of dark energy with more negative equation of state, the turn-around radii of overdense regions would become smaller since their self-gravity would become comparable earlier to the anti-gravity of dark energy (Pavlidou & Tomaras 2014). Hence, if the turn-around radii of the initial overdense regions corresponding to the galaxy groups and clusters could be estimated with high accuracy, they must provide a powerful independent diagnostics for the density and equation of state of dark energy (Pavlidou et al. 2014).

By using an analytic argument, Pavlidou & Tomaras (2014) recently put a stringent upper bound, $r_{\text{t,max}}$, on the turn-around radius that a bound object with mass M can have in a flat Λ CDM (cosmological constant Λ and Cold Dark Matter) universe:

$$r_{\text{t,max}} = \mathcal{A} \left(\frac{3MG}{\Lambda c^2} \right)^{1/3}, \quad (1)$$

where \mathcal{A} is a proportionality factor whose value depends on the geometrical shape of an initial overdense region where the bound object originates from. Only provided that the shape of an overdense region possesses a perfect spherical symmetry, the factor \mathcal{A} equals unity, being independent of M . For the realistic case of a non-spherical region whose gravitational growth tends to proceed quite anisotropically (e.g., Zel'dovich 1970; Bond & Myers 1996), \mathcal{A} slightly exceeds unity (roughly 1.3) taking on the mass dependence (see Figure 3 in

Pavlidou & Tomaras 2014). From here on, the *spherical bound* (*non-spherical bound*) refers to $r_{t,\max}$ with $\mathcal{A} = 1$ ($\mathcal{A} > 1$) in Equation (1).

Pavlidou & Tomaras (2014) suggested that the "zero-velocity surface" around a bound object should be a good approximation to the true turn-around radius of the initial overdense site at which the object formed. Here the zero-velocity surface around a bound object is defined as the radial distance from the object center at which the peculiar motions generated by the object's gravity become equal in magnitude to the Hubble expansion. Pavlidou & Tomaras (2014) claimed that a violation of the spherical (non-spherical) bound given in Equation (1) by any bound object observed in the universe would contest the standard Λ CDM cosmology as a smoldering (smoking) gun counter-evidence, urging exploration of such bound-violating objects on the galaxy group and cluster scales. Unfortunately, however, the observational estimate of the turn-around radius of a galaxy group/cluster requires us to fulfill a tough mission: measuring accurately the peculiar velocities of the neighbor galaxies located in the bound-zone of the galaxy group/cluster (see Section 2 for the definition of a bound-zone) .

Here, we develop a novel methodology to estimate the turn-around radius of a galaxy group/cluster without directly measuring the peculiar velocities. It utilizes the universal formula for the radial velocity profile empirically derived by Falco et al. (2014) to estimate the turn-around distances where the total radial velocities of the bound-zone galaxies vanish. We apply this new methodology to the NGC 5353/4 group, a galaxy group with mass $3 \times 10^{13} M_{\odot}$, at a distance of 34.7 Mpc from us, appeared to be surrounded by the low-density environment (Tully 2015). Throughout this paper, to be consistent with Pavlidou & Tomaras (2014), we assume the standard Planck model with $\Omega_m = 0.315$, $\Omega_{\Lambda} = 0.685$, $h = 0.673$ (Planck Collaboration et al. XVI. 2014) whenever the background cosmology has to be specified.

2. THEORETICAL PREDICTION

The regions outside the virial radius, r_v , of an isolated massive object in the expanding universe can be divided into three distinct zones. The nearest to the object is the infall zone where the object's gravity defeats the cosmic expansion. If a lower-mass object is located in this zone, it is expected to undergo infall into the potential well of the massive object to eventually become its satellite.. The farthest to the object is the Hubble zone where the cosmic expansion wins over the object's gravity. If a smaller object located in this zone, then its effective motion would be just the Hubble expansion since the gravitational influence from the massive object should be negligible. The in-between is the bound zone where the object's

gravity is not dominant but strong enough to slow down the Hubble flow. The three zones (the infall, the bound and the Hubble zones) correspond roughly to the following ranges of the separation distances, r , from the object center: $r \leq 2r_v$, $3r_v \leq r < 10r_v$ and $r > 10r_v$, respectively (Pavlidou & Tomaras 2014).

Falco et al. (2014) has discovered the existence of the following universal profile of the bound-zone peculiar velocities:

$$\mathbf{v}_p \cdot \hat{\mathbf{r}} = -V_c \left(\frac{r}{r_v} \right)^{-n_v}. \quad (2)$$

Here \mathbf{v}_p is the peculiar velocity of a test particle at a separation distance of r from a massive object with virial mass M_v , $\hat{\mathbf{r}}$ is the unit vector in the radial direction from the center of the object to the position of a test particle, r_v is the virial radius of the object related to its virial mass as $M_v = 4\pi\Delta_c r_v^3/3$ where Δ_c is 93.7 times the critical density $\rho_{\text{crit},0}$, and V_c is the central velocity of a test particle at r_v given as $V_c \approx (GM_v/r_v)^{1/2}$. The negative sign in the right-hand side (RHS) of Equation (2) reflects that the object's gravity is in the direction of $-\hat{\mathbf{r}}$.

The universality of the above profile is manifested by the independence of the power-law index n_v from the masses and redshifts of the objects. Analyzing the numerical data around the cluster halos identified from high-resolution N-body simulations for a flat Λ CDM cosmology, Falco et al. (2014) have demonstrated that Equation (2) with constant power-law index of $n_v \approx 0.42$ approximates well the peculiar velocity profile of dark matter particles in the bound zones, no matter what masses and redshifts the cluster halos have. Their numerical result implied that the expectation value of the peculiar velocity at any point of the bound zone around a cluster could be theoretically evaluated.

It has been also found by Falco et al. (2014) that the matter-to-halo bias does not alter the functional form of Equation (2) by demonstrating that it validly approximates not only the peculiar velocity profile of dark matter particles but also that of the galactic halos located in the bound zone. This numerical finding has elevated the practicality of Equation (2) since what is directly observable is not the positions of dark matter particles but those of the bound-zone galaxies. Here, we claim that the very existence of the universal peculiar velocity profile in the bound zone of a massive object (like a galaxy group and cluster) should enable us to estimate its turn-around radius without directly measuring the peculiar velocity field in the bound-zone.

Note that the bound-zone of a galaxy cluster is similar to the linear regime when the initial proto-cluster evolved until the turn-around moment. Accordingly, the peculiar velocities of the bound-zone galaxies predicted by Equation (2) can be treated as the linear perturbations to the zero mean and thus must be a good approximation to the peculiar velocity of the

initial proto-cluster region. Now, extrapolating Equation (2) to the turn-around moment, we determine the value of r_t as the separation distance at which the following equality holds true:

$$H_0 r_t = V_c \left(\frac{r_t}{r_v} \right)^{-n_v}. \quad (3)$$

The left-hand side (LHS) of Equation (3) represents nothing but the Hubble expansion while the RHS is the peculiar velocity of an initial proto-cluster region in the radial direction at the turn-around radius r_t approximated by the predictable peculiar velocity of a bound-zone galaxy in the radial direction at the same distance r_t .

To solve Equation (3) in practice, we consider the total radial velocity profile, $v_r(r)$, defined as the combination of the Hubble expansion with the peculiar velocity in the radial direction:

$$v_r(r) = H_0 r - V_c \left(\frac{r}{r_v} \right)^{-n_v}, \quad (4)$$

and then look for the range of r where the function, $v_r(r)$, crosses the zero line. It should be emphasized that finding a solution to $v_r(r_t) = 0$ with Equation (4) requires information only on the radial positions of the bound-zone galaxies but not on their peculiar velocities.

We plot Equation (4) for the case of $M_v = 3 \times 10^{13} M_\odot$ (the virial mass of NGC 5353/4, see Tully (2015)) as gray region in Figure 1. Given the numerical result of $n_v = 0.42 \pm 0.16$ and $V_c = (0.8 \pm 0.2)(GM_v/r_v)^{1/2}$ obtained by Falco et al. (2014), we let the power-law index n_v and the multiplicative constant $a \equiv V_c(GM_v/r_v)^{-1/2}$ vary in the ranges of $2.6 \leq n_v \leq 5.8$ and $0.6 \leq a \leq 1.0$, respectively, to plot Equation (4). The section of the dotted line ($v_r = 0$) inside the gray region represents the expected range of the turn-around radius of a galaxy group with $M_v = 3 \times 10^{13} M_\odot$ for a flat Λ CDM cosmology. The blue and green solid lines indicate the locations of the spherical and non-spherical bounds, respectively. The comparison of the estimated range of r_t with the spherical and non-spherical bounds in Figure 1 leads us to answer the question if it is possible to find a bound-violating galaxy group with mass $M_v = 3 \times 10^{13} M_\odot$ in a flat Λ CDM universe. As can be seen, the crossing between the blue (green) solid and the black dotted lines occurs inside (outside) the gray region. This result indicates that although it is not impossible for such a galaxy group to violate the spherical bound in a flat Λ CDM model, the violation of the non-spherical bound would rarely occur on that mass scale.

To see whether this critical prediction depends on the mass scale, we vary the values of M_v in Equation (4) and find the turn-around radius r_t as a function of M_v , which is shown in Figure 2 as gray region. The blue and green solid lines correspond to the spherical and non-spherical bounds as a function of M_v , respectively. As can be seen, the blue (green) solid line is inside (outside) the gray region at all mass scales. Thus, the Λ CDM prediction

against the bound-violation is extended to all mass scales: it is quite unlikely to find a bound object whose turn-around radius exceeds the non-spherical bound in the standard flat Λ CDM cosmology, no matter what mass scale the object has.

3. NGC 5353/4: A BOUND-VIOLATING STRUCTURE

3.1. Radial Velocity Profile of the Filament Galaxies around NGC 5353/4

Pavlidou & Tomaras (2014) suggested that the optimal target for the investigation of the bound violation should be a "nearby galaxy group located in the low-density environment". The proximity condition is necessary to minimize the observational uncertainties. Low-density environment around a target is required to minimize the difference between the virial and the turn-around masses. Note that M in Equation (1) represents the turn-around mass enclosed by the turn-around radius r_t which is expected to be larger than the virial mass M_v (Pavlidou & Tomaras 2014). The turn-around mass is often approximated by the virial mass since the former is unmeasurable while a variety of methods has been developed to measure the latter. This approximation, however, works well for the case that a given target is located in the low-density environment.

The reason for the preference of the groups to the clusters lies in the hierarchical nature of structure formation process: The galaxy groups are more relaxed systems than the galaxy clusters since the former must have formed earlier than the latter. Thus, the systematic errors produced by the deviation of the true dynamical state from complete relaxation would contaminate less severely the measurements of the virial masses of the galaxy groups than those of the galaxy clusters.

Here, we require one more condition in addition to the above three for an optimal target: the presence of a thin straight filament in the bound-zone. According to Falco et al. (2014), the total radial velocities and three dimensional positions of the galaxies could be readily inferred from the observable line-of-sight velocities and the two dimensional projected positions, if the bound-zone galaxies are located along one dimensional filament. If the galaxies are distributed along one-dimensional filaments, they exhibit coherent motions along the filaments, which in turn makes it easier to judge whether or not the observed galaxies are located in the bound-zone of a target (see also Kim et al. 2015). In our previous work (Lee et al. 2015) which reconstructed the radial velocity profile of the Virgo cluster and compared it to Equation (4), it was confirmed that the presence of a thin straight filament is a key ingredient for the accurate reconstruction of the radial velocity profile of the bound-zone galaxies.

We find the NGC 5353/4 group to meet all of the above four conditions. It is only 34.7 Mpc away from us and observed to be located in the low-density environment (Tully & Trentham 2008; Tully 2015). The three dimensional position of the center of the NGC 5353/4 group (say, \mathbf{x}_c) is measured by using available information on its equatorial coordinates and comoving distance. To estimate the virial mass, M_v , of NGC 5353/4, Tully & Trentham (2008) used two distinct methods: One was based on the measurements of the velocity dispersions of the NGC 5353/4 satellites and the other employed the projected mass estimator given by Heisler et al. (1985). They took the average over the two estimates to find $M_v = 2.1 \times 10^{13} M_\odot$. Recently, however, Tully (2015) has updated M_v to a slightly higher value, $3 \times 10^{13} M_\odot$. The corresponding virial radius of NGC 5353/4 is determined to be $r_v = 1.1$ Mpc by using the relation of $r_v = [3M_v/(4\pi\Delta_c)]^{1/3}$. Adopting the conservative definition of Falco et al. (2014), we confine the bound-zone of the NGC 5353/4 group to the region enclosed by a spherical shell whose inner and outer radii equal $3r_v$ and $8r_v$, respectively.

Kim et al. (2015) recently detected around the NGC 5353/4 group a thin straight filament which is mainly composed of dwarf galaxies with B-band magnitudes $12.83 \leq m_B \leq 19.54$ in the redshift range of $0.007 \leq z \leq 0.011$. Noting that the filament is elongated along the direction toward the NGC 5353/4 group and analyzing the line-of-sight velocities of the filament galaxies, Kim et al. (2015) have concluded that the filament is located in the bound zone of the NGC 5353/4 group. Since the majority of the filament galaxies has been found to be the dwarf galaxies, the most gravitational influence that the filament galaxies in the bound zone would feel should come from the NGC 5353/4 group. Information on the comoving distances of 17 member galaxies of the filament are found available at the NASA/IPAC Extragalactic Database¹.

The three dimensional positions, \mathbf{x} , of the 17 filament galaxies are determined and their separation displacement vectors \mathbf{r} from the group center are calculated as $\mathbf{r} \equiv \mathbf{x} - \mathbf{x}_c$. Then, we select only those among the 17 filament galaxies whose separation distances, $r \equiv |\mathbf{r}|$, satisfy the bound-zone condition of $3 \leq r/r_v \leq 8$. From here on, the filament galaxies which have their comoving distances measured and belong to the bound-zone of NGC 5353/4 are referred to as *the bound-zone filament galaxies* of NGC 5353/4. A total of four bound-zone filament galaxies is selected.

The angle, β , at which the radial direction, $\hat{\mathbf{r}} \equiv \mathbf{r}/r$, of each bound-zone filament galaxy is inclined to the line of sight direction of the group center, $\hat{\mathbf{x}}_c \equiv \mathbf{x}_c/x_c$, can be determined as $\cos \beta = \hat{\mathbf{r}} \cdot \hat{\mathbf{x}}_c$. Now, the radial velocity of each bound-zone filament galaxy in unit of

¹<https://ned.ipac.caltech.edu>

km/s can be evaluated from the measurable inclination angle β and the redshift difference Δz between the center of the NGC 5353/4 and its bound-zone filament galaxies,

$$v_r(r) = \frac{c\Delta z}{\cos \beta}, \quad (5)$$

where $c\Delta z$ is basically the line-of-sight velocity of a bound-zone filament galaxy relative to the NGC 5353/4 center.

3.2. Testing the Λ CDM Cosmology with NGC 5353/4

In Section 3.1 we have measured from observations the radial velocities of the bound-zone filament galaxies of NGC 5353/4. We are now ready to adjust Equation (4) to this observational result and to eventually estimate the turn-around radius of NGC 5353/4 by equating the RHS of Equation (4) to zero. The adjustable parameter is nothing but the power-law index, n_v , in the RHS of Equation (4). As mentioned in Section 2, Falco et al. (2014) found $n_v = 0.42 \pm 0.16$ from their numerical experiment for the standard flat Λ CDM cosmology. Without ruling out the possibility that the true universe deviates from the standard flat Λ CDM cosmology, it is not unreasonable for us to suspect that the value of n_v might deviate from the estimate of Falco et al. (2014). Moreover, our previous work has found that although the functional form of Equation (4) itself describes well the reconstructed radial velocity profile of the Virgo cluster from observational data, the best agreement is reached when the power-law index n_v has a lower (negative) value than 0.42 (Lee et al. 2015).

Varying the power-law index of n_v , we fit the RHS of Equation (4) to the measured radial velocities of the bound-zone filament galaxies from information on β and $c\Delta z$ (see Eq.(5)). Then, we search for the best-fit value of n_v that maximizes the following likelihood function:

$$p(n_v|M_v, r_i, z_i, \beta_i) \propto \exp\left(-\frac{\chi_\nu^2}{2}\right), \quad (6)$$

where χ^2 is the reduced chi-square given as

$$\chi_\nu^2(n_v|M_v, r_i, z_i, \beta_i) = \frac{1}{\nu} \sum_{i=1}^{N_g} [v^{\text{ob}}(z_i, \beta_i) - v^{\text{th}}(r_i; M_v, n_v)]^2. \quad (7)$$

Here N_g denotes the number of the bound-zone filament galaxies, $v^{\text{ob}}(r_i) \equiv c\Delta z_i / \cos \beta_i$ represents the observational radial velocity of the i -th bound-zone filament galaxy with redshift difference Δz_i and inclination angle β_i estimated by Equation (5), and $v^{\text{th}}(r_i; n_v)$ is

the theoretical radial velocity at a separation distance r_i predicted by Equation (4). Note that the degree of freedom ν equals $N_g - 1$ since Equation (4) has only one adjustable parameter, n_v .

Normalizing $p(n_v)$ to satisfy $\int dn_v p(n_v) = 1$, we plot it as black solid line in Figure 3. As can be seen, the likelihood function $p(n_v)$ reaches its sharp peak at $n_{v,p} = -0.13$. The evaluation of the upper and lower errors (say σ_u and σ_l) associated with the best-fit value $n_{v,p}$ as

$$\int_{n_{v,p}}^{n_{v,p}+\sigma_u} dn'_v p(n'_v|M_v, r_i, z_i, \beta_i) = \int_{n_{v,p}-\sigma_l}^{n_{v,p}} dn'_v p(n'_v|M_v, r_i, z_i, \beta_i) = 0.34 \quad (8)$$

yields $\sigma_u = 0.14$ and $\sigma_l = 0.16$, respectively.

Now that the best-fit power-law index, $n_{v,p}$, for Equation (4) has been determined, the corresponding turn-around radius r_t can be calculated by equating Equation (4) to zero. Figure 4 plots how the turn-around radius varies with the power-law index n_v as red solid line. The location of the best-fit value, $n_{v,p}$, and the amount of the associated errors, σ_u and σ_l , obtained by means of the maximum likelihood method are shown as black dashed line and gray regions, respectively. The blue and the green solid lines indicate the locations of the spherical and nonspherical bounds, respectively. Projecting the section of the red solid line overlapped with the gray region onto the vertical axis in Figure 4 allows us to determine the range of the turn-around radius of NGC 5353/4. As can be seen, the best-fit value r_t is one σ higher than the upper bound predicted by the Λ CDM model. Although the signal of the bound-violation is not so statistically significant less than 2σ , we believe that the NGC 5353/4 group is a strong candidate for the bound-violation on the group scale since its best-fit turn-around radius turns out to exceed not only the spherical but also the non-spherical upper bound.

We also examine how robust the fitting result is against the change of the bound-zone range from $3 \leq r/r_v \leq 8$ into $3 \leq r/r_v \leq 7$ and into $3 \leq r/r_v \leq 10$. The likelihood functions, $p(n_v)$ for these two cases of the bound zone range are shown as red dashed and blue dotted lines, respectively, in Figure 3. As can be seen, the change of the bound-zone range produces a thicker tail of $p(n_v)$ in the high n_v section and moves the location of the peak, $n_{v,p}$, to a slightly higher value. Figures 5 and 6 plot the same as Figure 4 but for the cases of $3 \leq r/r_v \leq 7$ and $3 \leq r/r_v \leq 10$, respectively, which demonstrate that the change of the bound-zone range enlarges the errors of r_t but does not alleviate much the bound-violation by the NGC 5353/4 group. Table 1 lists the numbers of the bound-zone filament galaxies, the corresponding best-fit power-law index and the resulting ranges of the turn-around radius r_t for three different cases of the bound-zone limit.

4. SUMMARY AND DISCUSSION

Our work was inspired and urged by the seminal paper of Pavlidou & Tomaras (2014) which theoretically proved the existence of the maximum turn-around radii, $r_{t,\text{max}}$, of massive objects and proposed it as an independent test of the Λ CDM model by showing its sensitive dependence on the density and equation of state of dark energy (see also Pavlidou et al. 2014). In the current work, we have taken a step toward realizing the ingenious idea of Pavlidou & Tomaras (2014) by accomplishing the following two. First, we have devised a new methodology to infer the turn-around radii of galaxy groups/clusters without information on the peculiar velocity field. Based on the numerical finding of Falco et al. (2014) that the radial velocity profile of dark matter particles in the bound zone of massive objects displays universality, this new methodology employs the extrapolation of the universal profile to the turn-around moment at which the radial velocities would vanish.

Second, we have applied this new methodology to the nearby galaxy group, NGC 5353/4, around which a thin straight filament composed mainly of the dwarf galaxies has been detected (Kim et al. 2015). Assuming that the radial velocity profile of the filament galaxies in the bound zone of NGC 5353/4 follows well the universal form, we have shown that having information on the spatial positions of the filament galaxies suffices to determine the best-fit value of the characteristic parameter of the profile. Then, we have constrained the ranges of the turn-around radius, r_t , of NGC 5353/4 by locating the separation distance at which the radial velocity profile with the best-fit parameter crosses the zero line. The comparison of the constrained range of r_t with the theoretical upper bound, $r_{t,\text{max}}$, derived by Pavlidou & Tomaras (2014) has led us to detect a 2σ signal of the violation of the spherical bound and a 1.3σ signal of the violation of the non-spherical bound. Weak as the signal may appear at first sight, our result is significant because it reports the first case of possible violation of the non-spherical bound on the galaxy group scale.

All of the previously reported cases of the bound-violation occurred on the cluster or supercluster scales but none on the group scale (see Figure 1 in Pavlidou & Tomaras 2014). Lack of evidence for the bound-violating cases on the galaxy group scale had been interpreted as an indication that the signals of the bound-violation detected on the cluster scale might be spurious ones generated by large uncertainties in the measurements of the virial masses of the clusters as well as the peculiar velocities of their bound-zone galaxies (Nasonova et al. 2011; Karachentsev et al. 2014). Our result provides the first observational counter-evidence against the Λ CDM prediction for $r_{t,\text{max}}$ on the galaxy group scale, which have two crucial implications. First, the observed signals of the bound-violation on the cluster scale should not be interpreted just as false ones but deserve thorough re-investigation by making efforts to estimate more accurately the turn-around radii.

Second, the turn-around radii of those galaxy groups which were estimated and found to match well the Λ CDM prediction in previous studies (Karachentsev & Kashibadze 2006; Karachentsev et al. 2007) may need to be re-estimated without placing too much confidence on the measurements of the peculiar velocities of their bound-zone galaxies. Since the galaxy groups have less strong self-gravity and smaller number of bound-zone galaxies than the galaxy clusters, it is in fact delicately more difficult to infer their turn-around radii by directly measuring the peculiar velocities of the bound- zone galaxies. Our methodology has allowed us to overcome this difficulty, being capable of producing a robust result that is expected to be less severely contaminated by observational errors. Yet, as mentioned in Pavlidou & Tomaras (2014), given the inherent stochastic nature of the structure formation process, it requires more counter-evidences on the galaxy group scale to contest the Λ CDM cosmology with the r_t values estimated by our methodology.

We admit that our result may suffer from the poor-number statistics. Only four bound-zone filament galaxies have been used in our analysis to determine the best-fit value of the power-law index of the radial velocity profile around NGC 5353/4, simply because it is only those four galaxies that have already their comoving distances independently measured . It would be definitely desirable to measure the comoving distances of more bound-zone filament galaxies of NGC 5353/4 and then to reestimate the best-fit value of the power-law index of the radial velocity profile by using them all, which is, however, beyond the scope of this paper. We also admit that not all possible errors including hidden systematics have been taken into account to derive our results. For instance, if the uncertainties in the measurements of the virial mass of NGC 5353/4 and the separation distances to the bound-zone filaments galaxies were known and accounted for, the errors in the final estimate of r_t would become larger, which might in turn alleviate the tension with the Λ CDM prediction for $r_{t,\max}$. Furthermore, although the NGC 5353/4 group appears to be located in the low-density environment (Tully 2015), non-negligible difference between the virial and the turn-around masses of NGC 5353/4 may exist and could produce another uncertainties in the estimate of its turn-around radius.

Recently, Faraoni (2015) studied how the deviation of gravitational law from the General Relativity would affect the value of the maximum turn-around radii and derived from the first principles a general expression for $r_{t,\max}$ in modified gravity (MG) models. Our methodology will be useful to put an independent constraint on the MG models by efficiently estimating the turn-around radii of several nearby galaxy groups and comparing the estimates with the MG predictions given by Faraoni (2015). However, some numerical work has to precede such a test with our methodology. Strictly speaking, the functional form of the radial velocity profile (Eq.(4)) empirically drawn by Falco et al. (2014) from N-body simulations is applicable only for a flat Λ CDM cosmology and it is not guaranteed that the same functional form can be

applied for the cases of MG models. It will be necessary to investigate if and how not only the value of the power-law index but also the functional form itself of the radial velocity profile of the bound-zone galaxies differs from Equation (4) in modified gravity models. We plan to work on this project as well as on testing the robustness of the current result by using more improved datasets. We hope to report the result elsewhere in the near future.

This work was supported by the research grant from the National Research Foundation of Korea to the Center for Galaxy Evolution Research (NO. 2010-0027910). JL also acknowledges the financial support by the Basic Science Research Program through the National Research Foundation of Korea (NRF) funded by the Ministry of Education (NO. 2013004372). S.C.R acknowledges the support by the Basic Science Research Program through the NRF funded by the Ministry of Education, Science, and Technology (NRF-2015R1A2A2A01006828). S.K. acknowledges support from the National Junior Research Fellowship of NRF (No. 2011-0012618).

REFERENCES

- Barrow, J. D., & Saich, P. 1993, MNRAS, 262, 717
- Bond, J. R., & Myers, S. T. 1996, ApJS, 103, 1
- Eingorn, M., Kudinova, A., & Zhuk, A. 2013, JCAP, 4, 010
- Eke, V. R., Cole, S., & Frenk, C. S. 1996, MNRAS, 282, 263
- Falco, M., Hansen, S. H., Wojtak, R., et al. 2014, MNRAS, 442, 1887
- Faraoni, V. 2015, arXiv:1508.00475
- Frenk, C. S., White, S. D. M., Davis, M., & Efstathiou, G. 1988, ApJ, 327, 507
- Gunn, J. E., & Gott, J. R., III 1972, ApJ, 176, 1
- Heisler, J., Tremaine, S., & Bahcall, J. N. 1985, ApJ, 298, 8
- Karachentsev, I. D., & Kashibadze, O. G. 2006, Astrophysics, 49, 3
- Karachentsev, I. D., Tully, R. B., Dolphin, A., et al. 2007, AJ, 133, 504
- Karachentsev, I. D., Tully, R. B., Wu, P.-F., Shaya, E. J., & Dolphin, A. E. 2014, ApJ, 782, 4
- Kim, S., Rey, S.-C., Jerjen, H., et al. 2015, in preparation
- Kitayama, T., & Suto, Y. 1996, ApJ, 469, 480
- Lahav, O., Lilje, P. B., Primack, J. R., & Rees, M. J. 1991, MNRAS, 251, 128
- Lee, J., Kim, S., & Rey, S.-C. 2015, ApJ, 807, 122
- Lynden-Bell, D. 1967, MNRAS, 136, 101
- Nasonova, O. G., de Freitas Pacheco, J. A., & Karachentsev, I. D. 2011, A&A, 532, A104
- Pavlidou, V., Tetradis, N., & Tomaras, T. N. 2014, JCAP, 5, 017
- Pavlidou, V., & Tomaras, T. N. 2014, JCAP, 9, 020
- Planck Collaboration, Ade, P. A. R., Aghanim, N., et al. 2014, A&A, 571, A16
- Quinn, P. J., Salmon, J. K., & Zurek, W. H. 1986, Nature, 322, 329

Tully, R. B., & Trentham, N. 2008, *AJ*, 135, 1488

Tully, R. B. 2015, *AJ*, 149, 54

White, S. D. M. 1976, *MNRAS*, 177, 717

Zel’dovich, Y. B. 1970, *A&A*, 5, 84

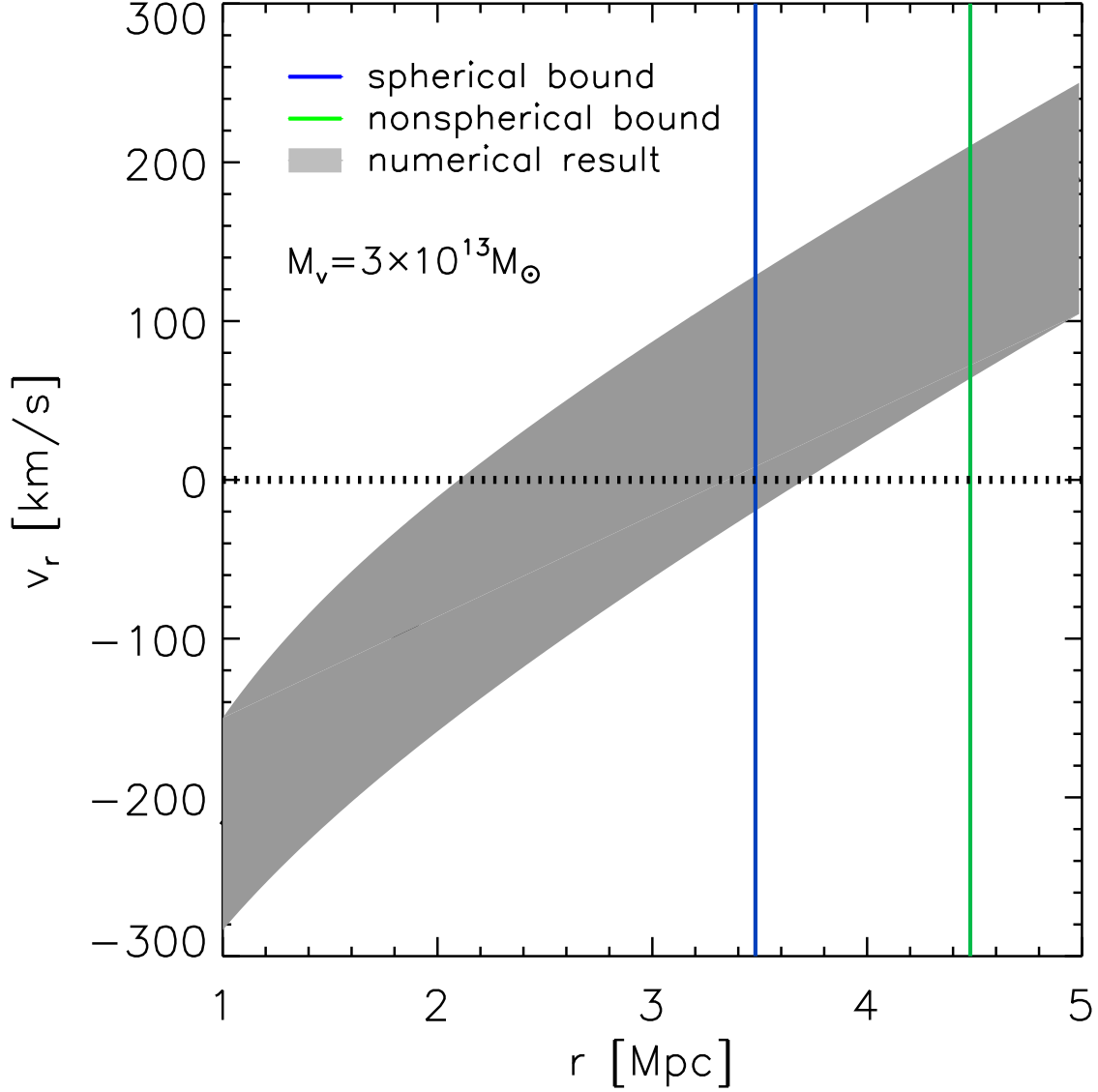


Fig. 1.— Radial velocity profile of the galaxies (v_r) located in the bound zone of a galaxy group with virial mass $M_v = 3 \times 10^{13} M_\odot$ (gray region) determined by Equation (4). The turn-around radius (r_t) of the galaxy group are in the range of the separation distances between the bound-zone galaxies and the group center, r , where the gray region touches the dotted-line ($v_r = 0$). The blue and green solid lines indicate the locations of the spherical and the non-spherical bounds predicted by the standard Λ CDM cosmology (Pavlidou & Tomaras 2014).

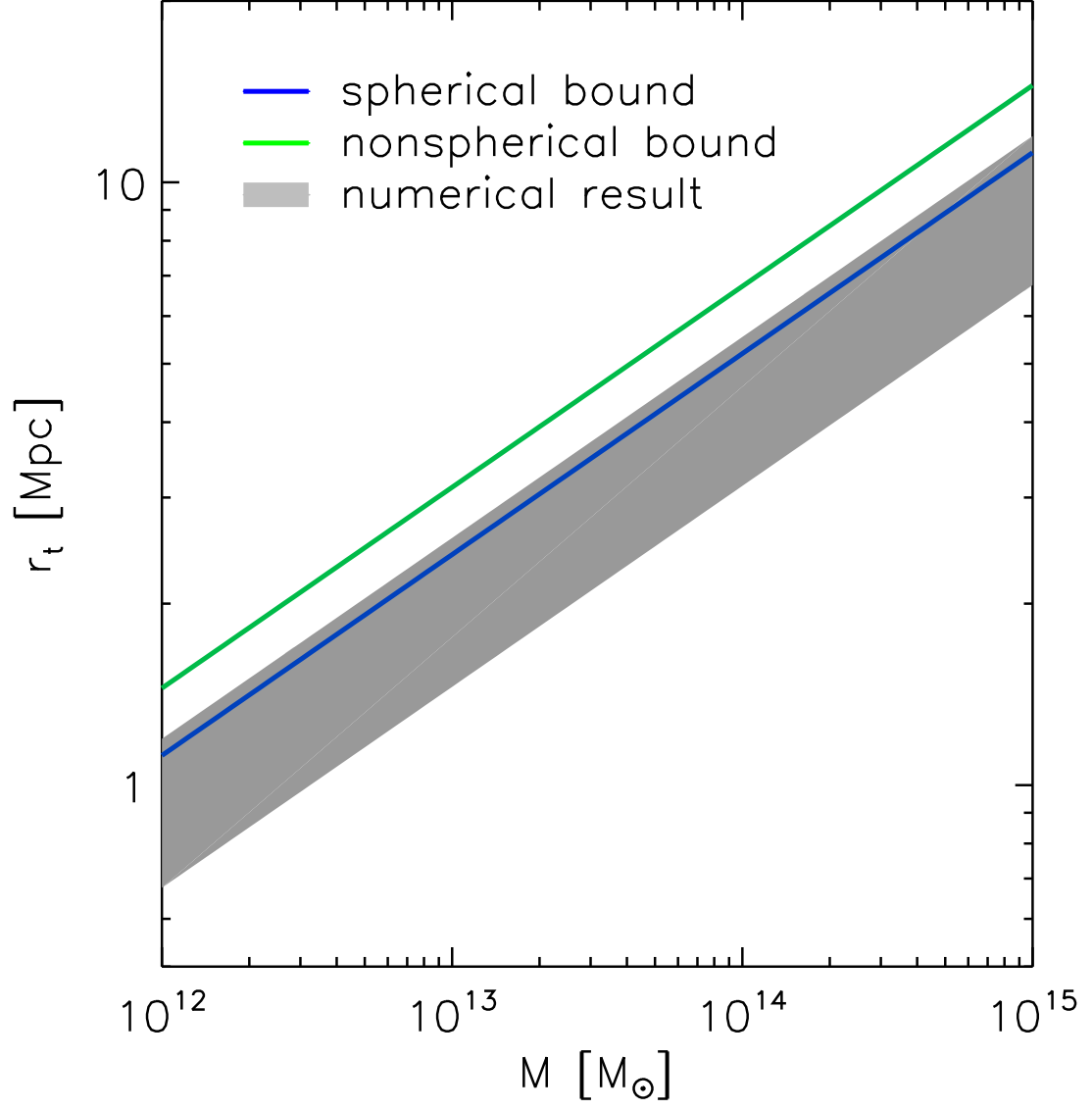


Fig. 2.— Variation of the turn-around radius (r_t) with the virial mass of a bound object (gray region) estimated by solving Equation (3). The spherical and non-spherical upper bounds, $r_{t,\text{max}}$ predicted by the Λ CDM model are plotted as blue and green solid lines, respectively.

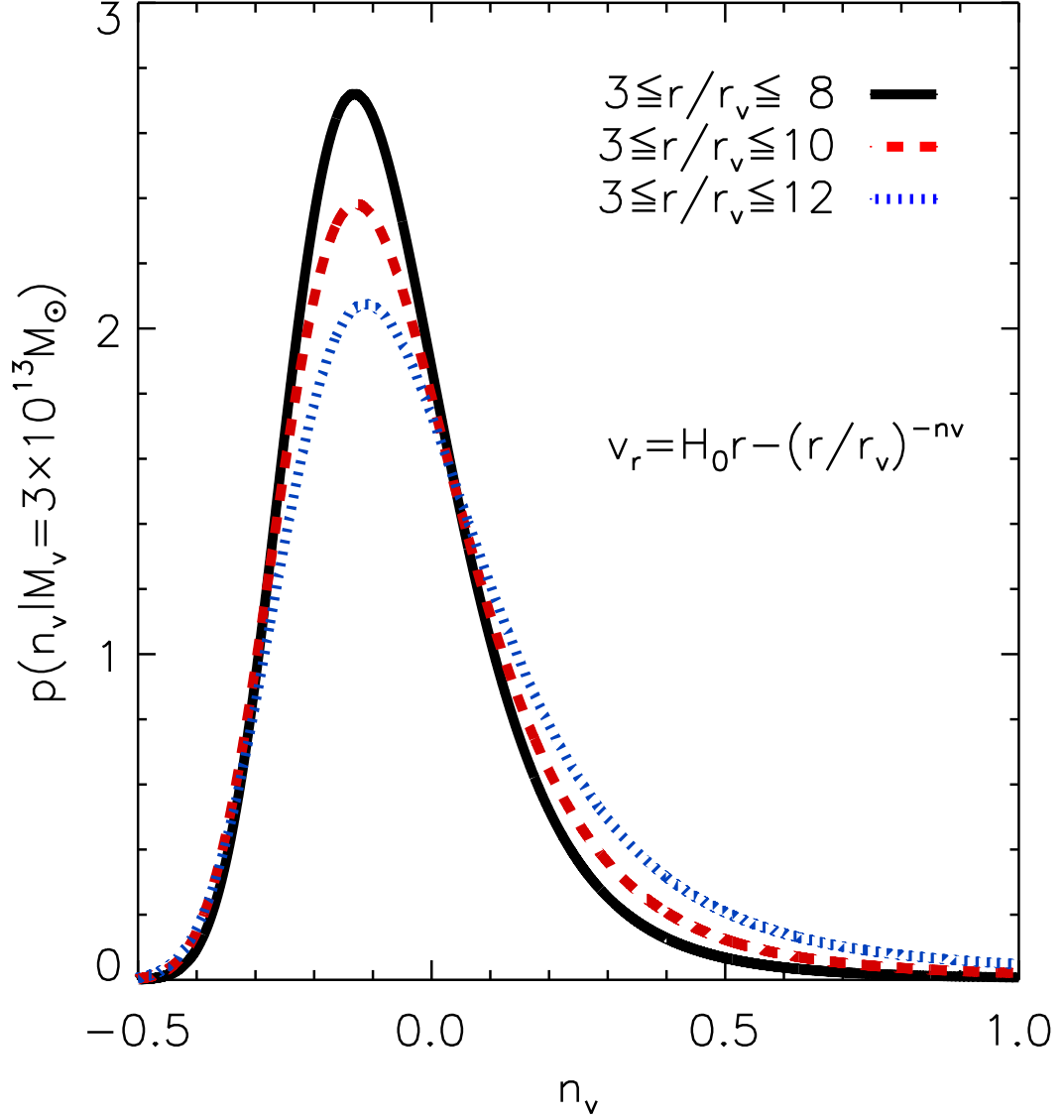


Fig. 3.— Posterior probability density distributions of the power-law index n_v in the analytic formula of Falco et al. (2014) fitted to the observed radial velocities of the bound-zone filament galaxies around NGC 5353/4. The blue dotted, black solid, and red dashed lines correspond to the cases that the separation distances r of the bound-zone filament galaxies from NGC 5353/4 are in the range of $3 \leq r/r_v \leq 7$, $3 \leq r/r_v \leq 8$ and $3 \leq r/r_v \leq 10$, respectively, where r_v is the virial radius of NGC 5353/4.

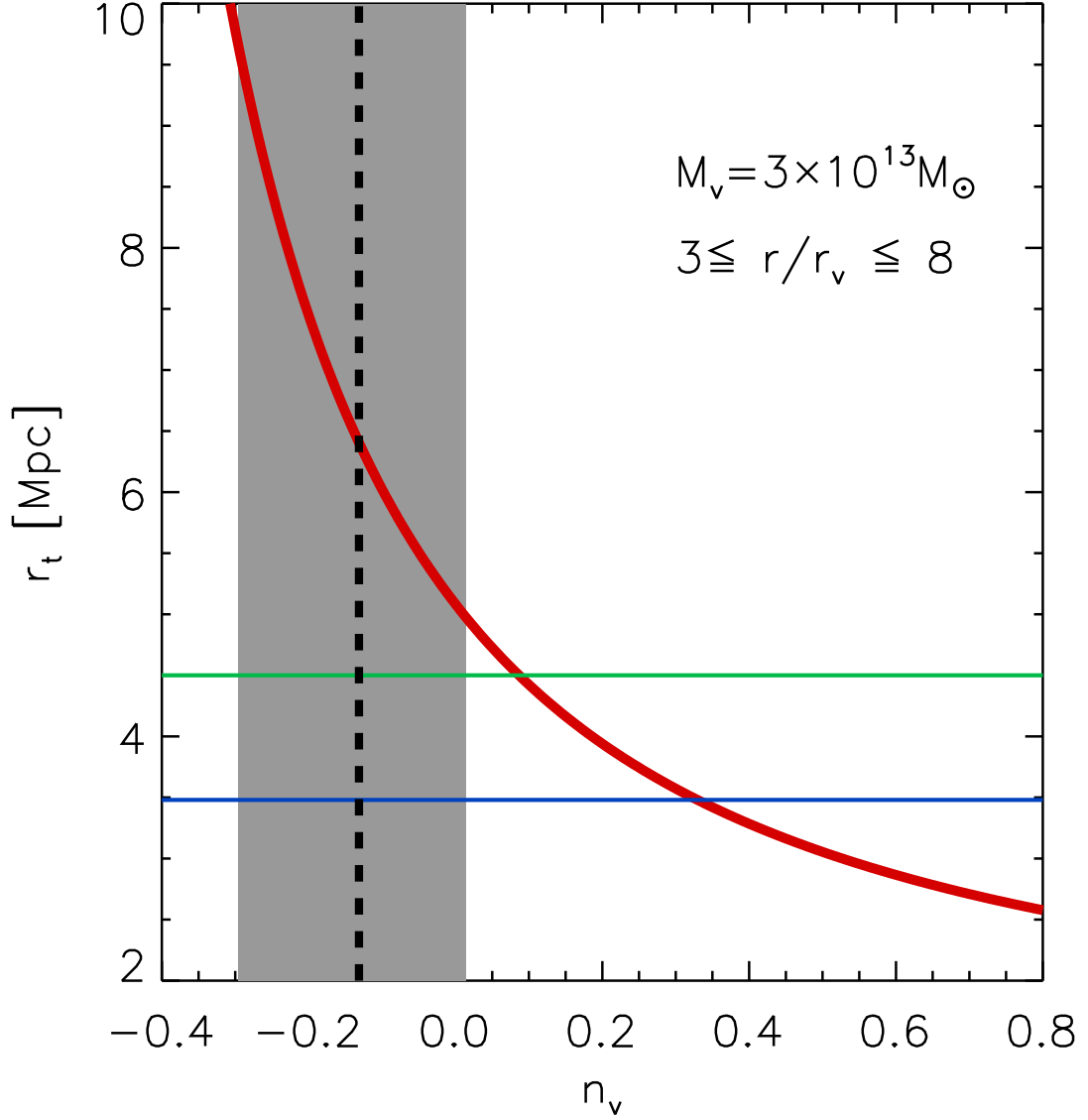


Fig. 4.— Variation of the turn-around radius with the power-law index n_v of the radial velocity profile in the bound zone of a galaxy group with mass $M_v = 3 \times 10^{13} M_\odot$ (red solid line). The dashed line and the gray region indicate the location of the best-fit n_v and the width of the associated 1σ scatter around the best-fit n_v , respectively, which are estimated by fitting the analytic formula of Falco et al. (2014) to the observed radial velocities of the bound-zone filament galaxies around NGC 5353/4 where the bound-zone range is given as $3 \leq r/r_v \leq 8$. The blue and green solid lines indicate the locations of the spherical and non-spherical bounds (i.e., the upper limit of the turn-around radius, $r_{t,\max}$, predicted by the standard Λ CDM model, respectively).

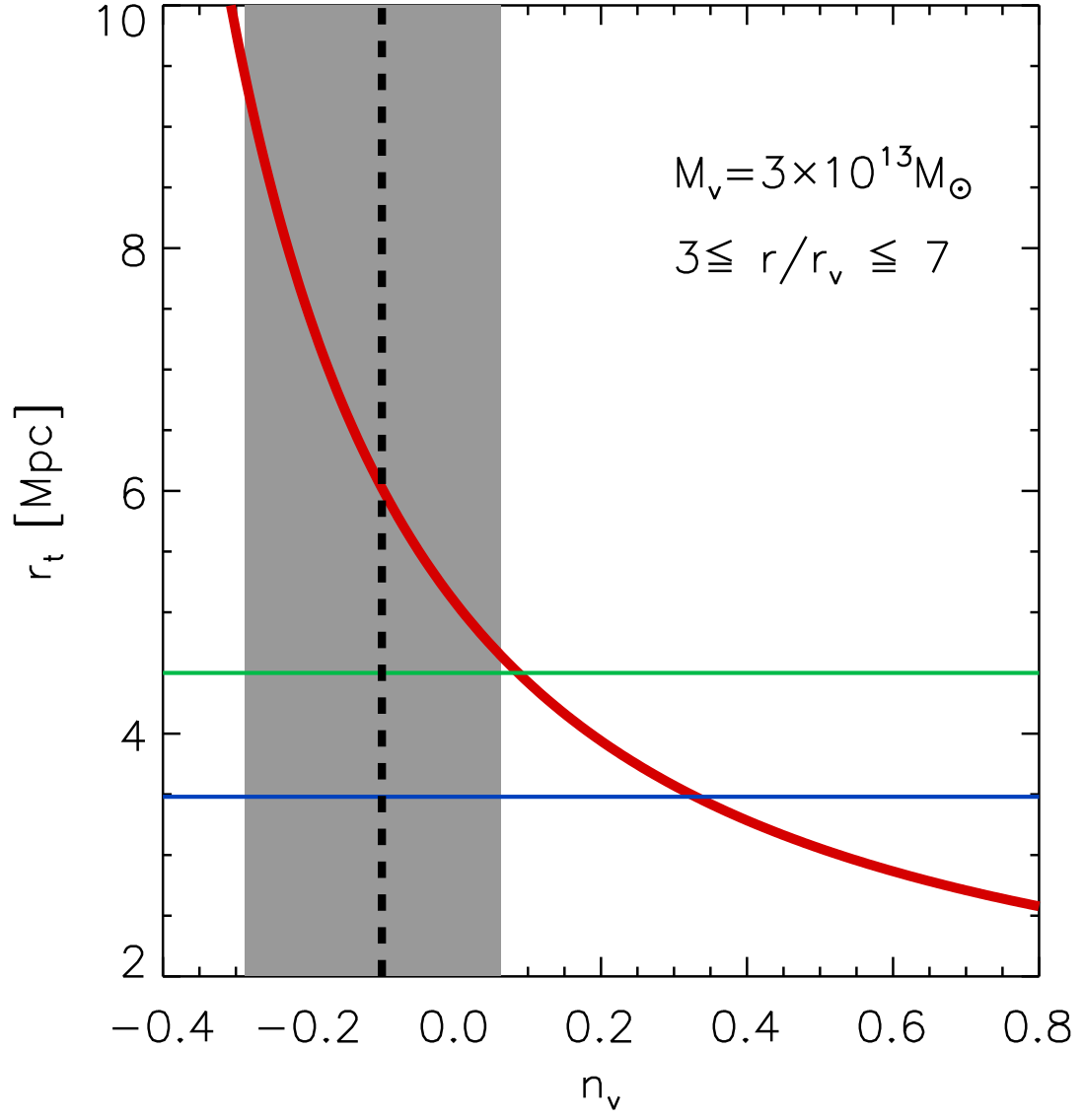


Fig. 5.— Same as Figure 4 but for the case that the bound-zone range is given as $3 \leq r/r_v \leq 7$.

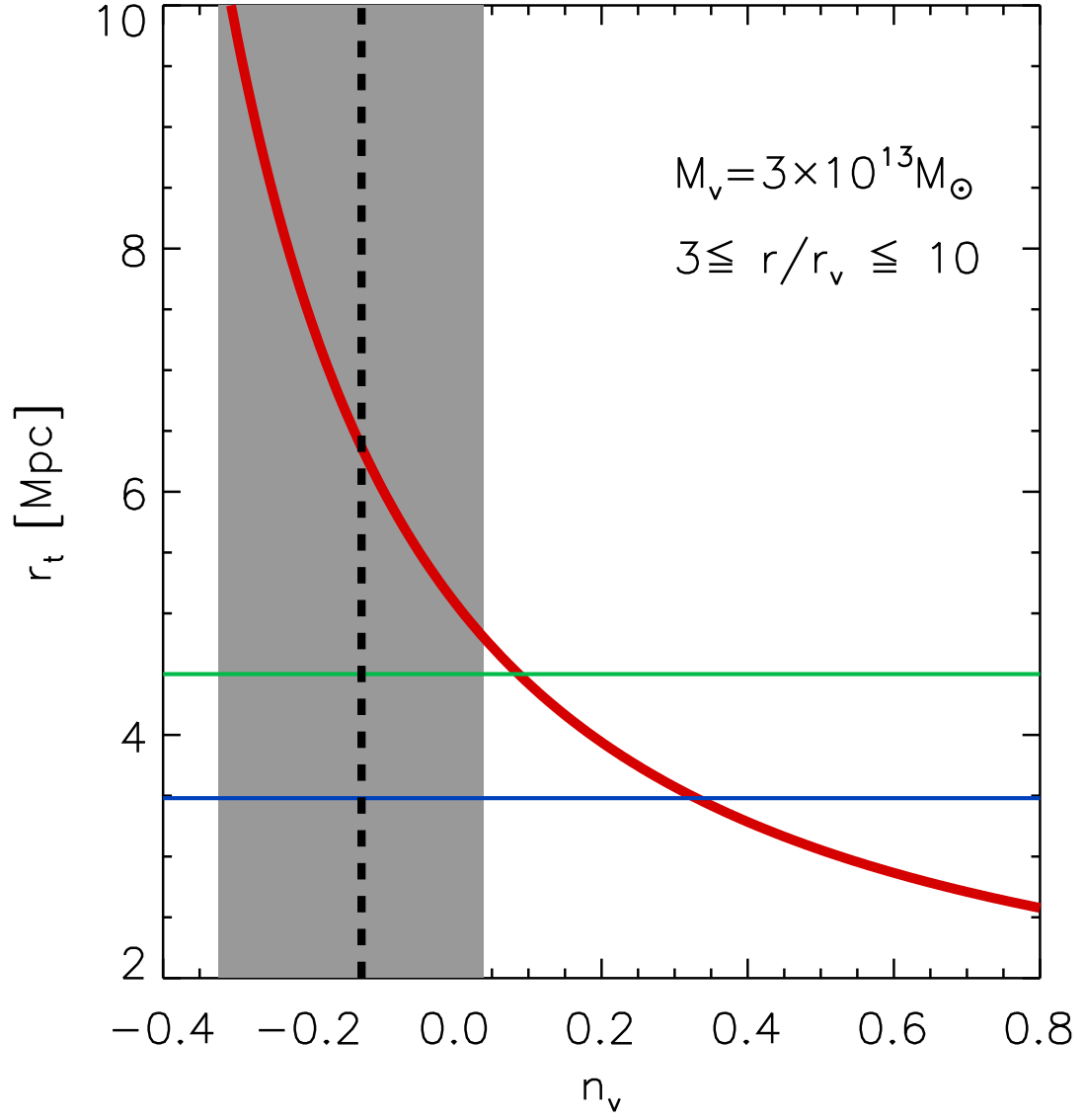


Fig. 6.— Same as Figure 4 but for the case that the bound-zone range is given as $3 \leq r/r_v \leq 10$.

Table 1. Ratios of the separation distances (r) of the bound-zone filament galaxies to the virial radius (r_v) of NGC 5353/4, the number of the bound-zone filament galaxies (N_g), and the best-fit value of the power-law index of the radial velocity profile (n_v) and the estimated range of the turn-around radius of NGC 5353/4 (r_t).

r/r_v	N_g	n_v	r_t (Mpc)
[3, 7]	3	$-0.10^{+0.16}_{-0.18}$	[4.67, 9.21]
[3, 8]	4	$-0.13^{+0.15}_{-0.16}$	[4.93, 9.49]
[3, 10]	5	$-0.13^{+0.17}_{-0.20}$	[4.79, 10.79]