

Constraints on the neutrino parameters by future
cosmological 21cm line and precise CMB polarization
observations

Yoshihiko Oyama

DOCTOR OF PHILOSOPHY

Department of Particle and Nuclear Physics
School of High Energy Accelerator Science
The Graduate University for Advanced Studies (SOKENDAI)

2014

Abstract

Observations of the 21 cm line radiation coming from the epoch of reionization have a great capacity to study the cosmological growth of the Universe. Also, CMB polarization produced by gravitational lensing has a large amount of information about the growth of matter fluctuations at late time. In this thesis, we investigate their sensitivities to the impact of neutrino property on the growth of density fluctuations, such as the total neutrino mass, the neutrino mass hierarchy, the effective number of neutrino species (extra radiation), and the lepton asymmetry of our Universe.

We will show that by combining the precise CMB polarization observations with Square Kilometer Array (SKA) we can measure the impact of non-zero neutrino mass on the growth of density fluctuation, and determine the neutrino mass hierarchy at 2σ level if the total neutrino mass is smaller than 0.1 eV.

Additionally, we will show that by using these combinations we can constrain the lepton asymmetry better than big-bang nucleosynthesis (BBN). Besides we discuss constraints on that in the presence of some extra radiation, and show that the 21 cm line observations can substantially improve the constraints obtained by CMB alone, and allow us to distinguish the effects of the lepton asymmetry from those of extra radiation.

Contents

1	Introduction	4
1.1	Observations of 21 cm line radiation	4
1.2	21 cm line	5
1.3	Neutrino mass and its properties	5
1.4	Purposes and organization of this thesis	7
1.5	Basic variables and constants	8
2	Brightness temperature of 21 cm radiation	11
2.1	Brightness temperature and transfer equation	11
2.1.1	Brightness temperature	11
2.1.2	Transfer equation	12
2.1.3	Emission and absorption coefficients in a two level system	12
2.1.4	Spin temperature	14
2.1.5	The solution of the transfer equations	14
2.2	Optical depth and line profile	16
2.2.1	Optical depth	16
2.2.2	Line profile	16
2.3	Observed brightness temperature	19
3	Spin temperature	21
3.1	Time evolution of the spin temperature	21
3.1.1	The evolution equation of spin temperature	21
3.1.2	Spin temperature in thermal equilibrium	27
3.2	Global history of the spin temperature	28
3.2.1	Before the star formation $30 \lesssim z \lesssim 300$: The dark age	28
3.2.2	After star formation $z \lesssim 30$: The cosmic dawn and the epoch of reionization	28
4	Fluctuation and power spectrum of the 21 cm radiation	32
4.1	Fluctuation of brightness temperature	32
4.1.1	Fluctuation of brightness temperature	32

4.1.2	In the case of $T_\gamma \ll T_S$	34
4.2	Power spectrum of 21 cm line radiation	34
4.2.1	Power spectrum of 21 cm line radiation	34
4.2.2	Power spectrum of ionization fraction	36
5	Density fluctuations and neutrino properties	38
5.1	Density fluctuations	38
5.1.1	Equations of density fluctuations	38
5.1.2	Equations of matter fluctuations	41
5.2	Free-streaming behavior of neutrinos	42
5.2.1	Free-streaming length	42
5.2.2	Large scale behavior of neutrinos	43
5.2.3	Small scale behavior of neutrinos	46
5.3	Peculiar velocity	48
5.4	Other effects due to neutrino properties	50
5.5	Influence of lepton asymmetry of the Universe	51
5.5.1	Background	51
5.5.2	Perturbation equation	53
6	Fisher information matrix	55
6.1	Fisher information analysis	55
6.1.1	Definition of statistical quantities	55
6.1.2	Variance-covariance matrix	56
6.1.3	Unbiased estimator	56
6.1.4	Fisher information matrix	57
6.1.5	Cramér-Rao bound	57
6.2	Fisher information matrix for Gaussian likelihood	60
7	Fisher information matrix of 21 cm line observation	63
7.1	Visibility	63
7.1.1	Definition of visibility	63
7.1.2	Visibility for a narrow radio source	65
7.1.3	Visibility of 21cm line observations	67
7.2	Fisher information matrix of 21 cm line observations	69
7.2.1	Sample variance	70
7.2.2	Detector Noise	72
7.2.3	Contribution of residual foregrounds	73
7.2.4	Total variance-covariance matrix $C_{S_{T_b}}$	75
7.2.5	Relation between $P_{21}(\mathbf{u})$ and $P_{21}(\mathbf{k})$	76
7.2.6	Fisher matrix of 21 cm line observations	77
7.3	Specifications of the experiments	79

8	Fisher information matrix of cosmic microwave background (CMB)	81
8.1	CMB and neutrino properties	81
8.2	Fisher information matrix of CMB	81
8.3	Residual foregrounds	83
8.4	Specifications of the experiments	84
8.4.1	Analysis of the neutrino mass and the mass hierarchy	84
8.4.2	Analysis of the lepton asymmetry	84
9	Fisher information matrix of baryon acoustic oscillation (BAO) observations	87
9.1	Fisher matrix of BAO	87
9.2	Specification of the BAO observation	89
10	Forecasts for the neutrino mass	90
10.1	Future constraints	90
10.2	Constraints on Σm_ν and N_ν	91
10.3	Constraints on the neutrino mass hierarchy	97
11	Forecasts for the lepton asymmetry	99
11.1	Cases without extra radiation	102
11.2	Cases with extra radiation	103
12	Summary	111
A	Hyperfine splitting of neutral hydrogen atom	114
B	Einstein coefficients	117
C	Non-relativistic limit of $\rho_\nu + \rho_{\bar{\nu}}$	119
C.1	Expressions for the coefficients C_i	119
C.2	Non-relativistic limit of $\rho_\nu + \rho_{\bar{\nu}}$ and $p_\nu + p_{\bar{\nu}}$ for any ξ	120
D	BBN relation	121

Chapter 1

Introduction

1.1 Observations of 21 cm line radiation

Observations of the high redshift Universe ($6 \lesssim z$) with the 21 cm line of neutral hydrogen attracts attention because it opens a new window to the early phases of the cosmological structure formations. After recombination ($z \sim 1100$), because the Universe is neutral, and there had not existed any luminous objects yet, this era is called “the cosmic dark age”. After the dark age, first luminous objects formed at around $z \sim 30$, and this epoch is called “the cosmic dawn” or just “the late time of the dark age”. Finally, X-rays are emitted from the remnants of the luminous objects, which ionizes inter-galactic medium (IGM). This epoch is called “the epoch of reionization (EOR)”. So far, it has been a big challenge to observe such past epochs. However, there are a large amount of neutral hydrogen gas in these epochs, and we can observe the high redshift Universe by using the 21 cm line which are emitted from the gas (Fig.1.1). This is the reason why the observation of the 21 cm line attracts attention quite recently.

Using the observation of the 21 cm line, we can not only study how the Universe was ionized but also obtain information about the density fluctuations of matter because the distribution of neutral hydrogen traces that of cold dark matter (CDM). Therefore, we can use the observation of the 21 cm line like those of CMB or Galaxy surveys, and constrain cosmological parameters such as the density parameter for the energy density of CDM Ω_c or of dark energy Ω_Λ . Besides, the observation of the 21 cm line has some advantages. First, the observation enables us to survey very past eras and wide redshift ranges (21 cm tomography). Secondly, in such high redshift eras, the non-linear growth of the fluctuation is smaller than that in later epochs. Therefore, theoretical uncertainties of the predictions for the 21cm line observation are much smaller than those for galaxy surveys.

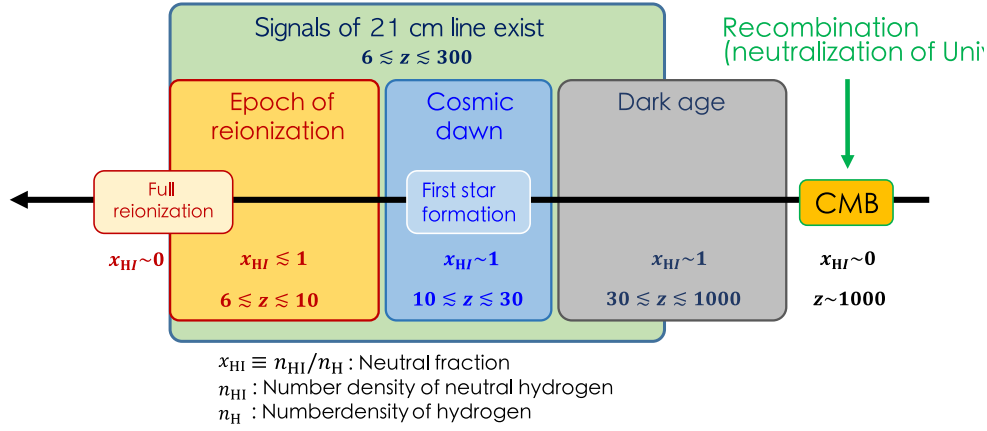


Figure 1.1: Epochs in which cosmological 21 cm line was emitted.

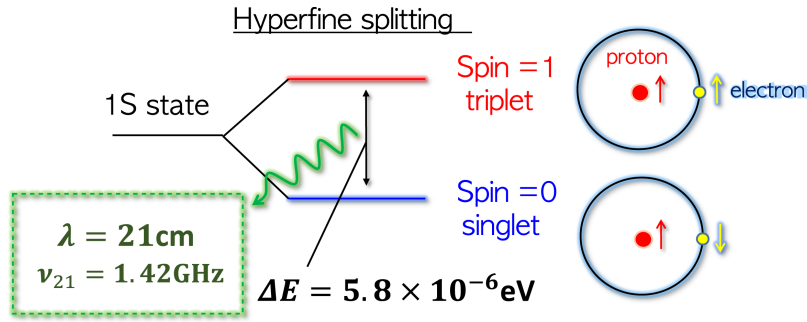


Figure 1.2: Hyperfine structure of neutral hydrogen atom.

1.2 21 cm line

The 21 cm line of neutral hydrogen atom is emitted by transition between the hyperfine levels of the 1S ground state, and the hyperfine structure is induced by an interaction of magnetic moments between proton and electron (see Appendix A). The energy difference of the hyperfine structure is $\Delta E \sim 5.8 \times 10^{-6}\text{eV}$, and this energy corresponds to the frequency $\nu_{21} \simeq 1.4\text{GHz}$ (the wave length is $\lambda \simeq 21\text{cm}$). Therefore this spectral line is called the 21 cm line (see Fig.1.2).

1.3 Neutrino mass and its properties

Due to the discovery of non-zero neutrino masses by Super-Kamiokande through neutrino oscillation experiments in 1998, the standard model of particle physics was forced to be modified so as to theoretically include the neutrino masses.

So far only the mass-squared differences of neutrino species have been measured by neutrino oscillation experiments, which are reported to be $\Delta m_{21}^2 \equiv m_2^2 - m_1^2 = 7.59_{-0.21}^{+0.19} \times 10^{-5} \text{eV}^2$ [1] and $\Delta m_{32}^2 \equiv m_3^2 - m_2^2 = 2.43_{-0.13}^{+0.13} \times 10^{-3} \text{eV}^2$ [2]. However, absolute values and their hierarchical structure (normal or inverted) have not been obtained yet although information on them is indispensable to build new particle physics models.

In particle physics, some new ideas and new future experiments have been proposed to measure the absolute values and/or determine the hierarchy of neutrino masses, e.g., through tritium beta decay in KATRIN experiment [3], neutrinoless double-beta decay [4], atmospheric neutrinos in the proposed iron calorimeter at INO [5, 6] and the upgrade of the IceCube detector (PINGU) [7], and long-baseline oscillation experiments, e.g., NO ν A [8], J-PARC to Korea (T2KK) [9, 10] or Oki island (T2KO) [11], and CERN to Super-Kamiokande with high energy (5 GeV) neutrino beam [12].

On the other hand, such non-zero neutrino masses affect cosmology significantly through suppression of growth of density fluctuation because relativistic neutrinos have large thermal velocity and erase their own density fluctuations up to horizon scales due to their free streaming behavior. By measuring power spectra of density fluctuations, we can constrain the total neutrino mass Σm_ν [13–30] and the effective number of neutrino species N_ν [13–17, 20, 21, 30–32] through observations of cosmic microwave background (CMB) anisotropies and large-scale structure (LSS). The robust upper bound on Σm_ν obtained so far is $\Sigma m_\nu < 0.23 \text{ eV}$ (95 % C.L.) by the CMB observation by Planck (see Ref. [30]). For forecasts for future CMB observations, see also Refs. [33–36].

Moreover, by observing the power spectrum of cosmological 21 cm line radiation fluctuation, we will be able to obtain useful information on the neutrino masses [37–42]. That is because the 21 cm line radiation is emitted (1) long after the recombination (at a redshift $z \ll 10^3$) and (2) before an onset of the LSS formation. The former condition (1) gives us information on smaller neutrino mass ($\lesssim 0.1 \text{ eV}$), and the latter condition (2) means we can treat only a linear regime of the matter perturbation, which can be analytically calculated unlike the LSS case.

In actual analyses, it is essential that we combine data of the 21 cm line with those of CMB because the constrained cosmological parameter space is complementary to each other. For example, the former is quite sensitive to the dark energy density, but the latter is relatively insensitive to it. On the other hand, the former has only a mild sensitivity to the normalization of matter perturbation, but the latter has an obvious sensitivity to it by definition. In pioneering work by [39], the authors tried to make a forecast for constraint on the neutrino mass hierarchy by combining Planck with future 21 cm line observations in case of relatively degenerate neutrino masses $\Sigma m_\nu \sim 0.3 \text{ eV}$.

Additionally, there is another issue related to the neutrino properties, it is the lepton asymmetry of the Universe. The issue of the asymmetry of matter and antimatter in the Universe is one of the important subject in cosmology and particle physics. The baryon asymmetry is now accurately determined by using the combination of cosmological observations such as cosmic microwave background (CMB), big bang nucleosynthesis (BBN), large scale structure, type Ia supernovae and so on. It is represented in term of the baryon-



Figure 1.3: An image of the Square Kilometer Array (SKA)
<http://www.skatelescope.org/>

photon ratio $\eta = (n_b - n_{\bar{b}})/n_\gamma \simeq 6 \times 10^{-10}$, where n_b , $n_{\bar{b}}$ and n_γ are the number densities of baryon, anti-baryon and photon, respectively. On the other hand, the asymmetry in the leptonic sector is not well determined and only a weak constraint on the neutrino degeneracy parameter $\xi_\nu = \mu_\nu/T_\nu$ is obtained ^{#1}. Although the lepton asymmetry is expected to be the same order as the baryon asymmetry due to the sphaleron effect, in some models, it can be much larger than the baryonic asymmetry [48–52]. Furthermore, if the lepton asymmetry is large, it may significantly affect some aspects of the evolution of the Universe: QCD phase transition [53], large-scale cosmological magnetic field [54], density fluctuations if primordial fluctuation is generated via the curvaton mechanism [55–57] and so on.

Thus, it would be worth investigating to what extent the lepton asymmetry can be probed beyond the accuracy of current cosmological observations. Since the signals from the 21 cm line can cover a wide redshift range, they can be complementary to other observations such as CMB. In addition, the effects of the lepton asymmetry mainly appear on small scales, which can be well measured by 21 cm line observations. Thus such a survey would provide useful information.

1.4 Purposes and organization of this thesis

In this thesis, we focus on future observations of both the 21 cm line radiation coming from the epoch of the reionization ($7 \leq z \leq 10$) and the CMB polarization produced by a gravitational lensing, in order to study their sensitivities to the neutrino properties such as the total neutrino mass, the neutrino mass hierarchy, the effective number of neutrino species (extra radiation component), and the lepton asymmetry of our Universe. As 21 cm line observation, we particularly focus on future experiments such as the Square Kilometer

^{#1} So far constraints on ξ_ν have been obtained by BBN (e.g., see [43, 44] and Fig. D.1 in Appendix D), which is sometimes combined with CMB and/or some other observations (e.g., see Refs. [45–47]).

Array (SKA) (Fig.1.3) [58] and Omniscope [59,60].

This thesis is organized as follows. In Chapter 2, 3 and 4, we review the brightness temperature of the 21 cm radiation, the spin temperature (excitation temperature of the hyperfine splitting), and the power spectrum of the 21 cm radiation, respectively. In Chapter 5, we briefly explain the growth of the density fluctuations and some effects due to neutrino properties. In Chapter 6, 7, 8 and 9, we summarize our analytical methods (Fisher information analysis), and review Fisher matrices of each experiment (21 cm line, CMB and BAO (baryon acoustic oscillation), respectively). In Chapter 10, and 11, we present our results as forecasts for specific observations, paying particular attention to how the 21 cm observations will help to measure neutrino parameters.

1.5 Basic variables and constants

Here, we present a summary table of basic symbols in this thesis.

Symbol	Definition
a	Scale factor.
A_{ul}	Einstein A coefficient (spontaneous decay rate).
A_{21}	Einstein A coefficient of the hyperfine splitting.
B_{ul}	Einstein B coefficient (stimulated emission).
B_{lu}	Einstein B coefficient (absorption).
c	Light speed.
f_ν	Energy fraction of neutrino to matter, $f_\nu \equiv \rho_\nu / (\rho_b + \rho_c + \rho_\nu)$, where ρ_ν includes both of neutrino and anti-neutrino.
g_u	Degree of freedom of the upper state.
g_l	Degree of freedom of the lower state.
g_0	Degree of freedom of the spin singlet state.
g_1	Degree of freedom of the spin triplet state.
$g_{\mu\nu}$	Metric tensor.
H	Hubble parameter, $H \equiv (da/dt)a^{-1}$, where t is the cosmic time.
\mathcal{H}	Conformal Hubble parameter, $\mathcal{H} = aH$.
H_0	Present value of the Hubble parameter.
h	Dimensionless Hubble parameter, $h \equiv H_0 / (100 \text{ km s}^{-1} \text{ Mpc}^{-1})$.
h_P	Planck constant.
\hbar	Reduced Planck constant, $\hbar \equiv h_P / 2\pi$.
I_ν	Specific intensity.
I_ν^{BB}	Specific intensity of black body.
\mathbf{k}	Wave number vector (Fourier dual of the comoving coordinate).
k	Absolute value of \mathbf{k} , $k = \mathbf{k} $.
k_B	Boltzmann constant.
m_e	Electron mass.
m_H	Hydrogen mass.

Symbol	Definition
m_ν	Neutrino mass.
Σm_ν	Total neutrino mass, $\Sigma m_\nu \equiv \sum_{i=1}^3 m_i$, where m_i is each mass eigenstate.
N_ν	Effective number of neutrino species.
ΔN_ν	Difference between the effective number of neutrino species. and the standard value, $\Delta N_\nu \equiv N_\nu - 3.046$.
p	Pressure.
P_{21}	Power spectrum of δ_{21} (21 cm line power spectrum).
$P_{\delta\delta}$	Power spectrum of matter density fluctuation.
T	Temperature.
T_b	Brightness temperature.
t_g	Proper time of a radiation source.
T_S	Spin temperature.
T_γ	CMB temperature.
w	$w \equiv p/\rho$.
Y_p	Primordial ${}^4\text{He}$ mass fraction.
x_{HI}	Neutral fraction (the ratio of neutral hydrogen atoms and total protons).
x_i	Ionization fraction, $x_i = 1 - x_{HI}$.
z	Redshift, $z = a^{-1} - 1$.
α_{EM}	Fine structure constant.
δ	Density fluctuation.
δ_{21}	Fluctuation of ΔT_b^{obs} .
δ_b	Density fluctuation of baryons.
δ_c	Density fluctuation of cold dark matter.
$\delta^D(x)$	Dirac delta function.
δ_H	Density fluctuation of hydrogen.
δ_{HI}	Density fluctuation of neutral fraction.
δ_ν	Density fluctuation of neutrinos.
ΔT_b	Difference between the 21 cm line brightness temperature and CMB temperature, $T_b - T_\gamma$.
ΔT_b^{obs}	observed ΔT_b .
η	Conformal time.
λ	Wave length.
λ_{21}	Wave length of 21 cm line.
μ	Cosine of the angle of a wave vector between a line of sight direction.
μ_{ν_i}	Chemical potential of each neutrino flavor ν_i .
ν	Frequency.
ν_{21}	Frequency of 21 cm line at a rest frame.
ν_{ul}	Transition frequency between the upper and lower state.
ξ	Degeneracy parameter.

Symbol	Definition
ξ_{ν_i}	Degeneracy parameter of each neutrino flavor, $\xi_{\nu_i} \equiv \mu_{\nu_i}/T_\nu$.
ρ	Energy density.
ρ_b	Energy density of baryons.
ρ_c	Energy density of cold dark matter.
ρ_m	Energy density of matter, $\rho_m \equiv \rho_c + \rho_b + \rho_\nu$.
ρ_ν	Energy density of neutrinos. In the section 5.5 and the appendix C, ρ_ν includes only the energy density of neutrino. In the other chapters and sections, it includes both of neutrino and anti-neutrino.
τ_ν	Optical depth.
$\phi(\eta, \mathbf{x})$	Perturbation of gravitational potential, where \mathbf{x} is the comoving coordinate.
$\psi(\eta, \mathbf{x})$	Perturbation of spatial curvature, where \mathbf{x} is the comoving coordinate.
Ω_b	Density parameter of baryons at present.
Ω_m	Density parameter of matter at present.
Ω_Λ	Density parameter of dark energy at present.
Ω_ν	Density parameter of neutrino at present.

Chapter 2

Brightness temperature of 21 cm radiation [61–63]

In this chapter, we review basic physical quantities about the cosmological 21 cm line observation. For further details, we refer the readers to Refs. [61, 62].

2.1 Brightness temperature and transfer equation [64, 65]

2.1.1 Brightness temperature

Brightness temperature T_b means intensity of radiation, and it is defined by specific intensity of black body in the Rayleigh-Jeans approximation ($k_B T \gg h_P \nu$). In the approximation, the specific intensity of black body I_ν^{BB} is given by

$$I_\nu^{BB}(T) = \frac{2\nu^2}{c^2} k_B T. \quad (2.1)$$

By using the specific intensity of black body I_ν^{BB} , the brightness temperature T_b is defined as

$$\begin{aligned} I_\nu &= \frac{2\nu^2}{c^2} k_B T_b \\ \longrightarrow T_b &\equiv \frac{c^2}{2\nu^2 k_B} I_\nu, \end{aligned} \quad (2.2)$$

where I_ν is intensity of radiation (specific intensity : emitted energy per unit area, unit time, unit frequency and unit solid angle).

When the Rayleigh-Jeans approximation is not applicable, the specific intensity of black body I_ν^{BB} is given by

$$I_\nu^{BB}(T) = \frac{2h_P \nu^3}{c^2} \frac{1}{\exp\left(\frac{h_P \nu}{k_B T}\right) - 1}. \quad (2.3)$$

Therefore, we can define the equivalent brightness temperature $J_\nu(T)$ as

$$J_\nu(T) \equiv \frac{h\nu}{k_B} \frac{1}{\exp\left(\frac{h\nu}{k_B T}\right) - 1} \quad (2.4)$$

$$\longrightarrow I_\nu = \frac{2\nu^2}{c^2} k_B J_\nu(T). \quad (2.5)$$

From now on, we do not distinguish $J_\nu(T)$ from T_b , and express them as just T_b .

2.1.2 Transfer equation

The flux intensity obeys the transfer equation,

$$\frac{1}{c} \frac{dI_\nu(\mathbf{r}, t, \mathbf{n})}{dt} = \eta_\nu(\mathbf{r}, t, \mathbf{n}) - \alpha_\nu(\mathbf{r}, t, \mathbf{n}) I_\nu(\mathbf{r}, t, \mathbf{n}), \quad (2.6)$$

where t is the cosmic time, η_ν is the emission coefficient, which represents the contribution of spontaneous emission, α_ν is the absorption coefficient, which represents the contribution of absorption and stimulated emission (it is interpreted as negative absorption), \mathbf{r} is the comoving coordinate, and \mathbf{n} is the unit vector which points to the direction of radiation.

Here, we define the optical depth τ_ν as,

$$d\tau_\nu \equiv \alpha_\nu c dt = \alpha_\nu ds \longleftrightarrow \tau_\nu(s) \equiv \int_0^s \alpha_\nu(\mathbf{r}(s'), s', \mathbf{n}(s')) ds', \quad (2.7)$$

where s is the physical length. This quantity τ_ν represents the degree of diffusion of radiation. By using a transformation of $t \longrightarrow \tau_\nu$, the transfer equation becomes

$$\frac{dI_\nu(\mathbf{r}, \tau_\nu, \mathbf{n})}{d\tau_\nu} = -I_\nu(\mathbf{r}, \tau_\nu, \mathbf{n}) + \frac{\eta_\nu(\mathbf{r}, \tau_\nu, \mathbf{n})}{\alpha_\nu(\mathbf{r}, \tau_\nu, \mathbf{n})}, \quad (2.8)$$

and we can rewrite this equation as the following equation relevant to the brightness temperature T_b ,

$$\frac{dT_b(\nu, \mathbf{r}, \tau_\nu, \mathbf{n})}{d\tau_\nu} = -T_b(\nu, \mathbf{r}, \tau_\nu, \mathbf{n}) + \frac{c^2}{2k_B\nu^2} \frac{\eta_\nu(\mathbf{r}, \tau_\nu, \mathbf{n})}{\alpha_\nu(\mathbf{r}, \tau_\nu, \mathbf{n})}. \quad (2.9)$$

By solving this equation, we can get the solution of brightness temperature T_b .

2.1.3 Emission and absorption coefficients in a two level system

In this subsection, we discuss a two-level system because the hyperfine structure is described by such a system. In the two-level system, the emission and absorption coefficients are expressed by the Einstein A and B coefficients, which represent the probability of a transition between two energy levels. The A coefficient corresponds to the spontaneous emission, and the B coefficient corresponds to the absorption and the stimulated emission, respectively.

A coefficient : A_{ul}

The Einstein coefficient A_{ul} represents the probability of a transition between two energy levels per unit time. The unit is inverse of time.

B coefficients : B_{lu}, B_{ul}

The probability of absorption and stimulated emission are proportional to the intensity of incoming radiation. Therefore, we introduce the average intensity \bar{J} ,

$$\bar{J} \equiv \frac{1}{4\pi} \int_{4\pi} d\Omega \int_0^\infty I_\nu \phi(\nu) d\nu, \quad (2.10)$$

where $\phi(\nu)$ is a line profile, and by using \bar{J} , we define the Einstein B coefficients as

$$\begin{aligned} B_{lu}\bar{J} &: \text{The probability of absorption,} \\ B_{ul}\bar{J} &: \text{The probability of stimulated emission.} \end{aligned}$$

These coefficients are related to the variation of intensity, and the relations are expressed as

$$\text{Spontaneous emission} : dI_\nu = \frac{h_P \nu_{ul}}{4\pi} n_u \phi_e(\nu) A_{ul} c dt, \quad (2.11a)$$

$$\text{Absorption} : dI_\nu = \frac{h_P \nu_{ul}}{4\pi} n_l \phi_a(\nu) B_{lu} I_\nu c dt, \quad (2.11b)$$

$$\text{Stimulated emission} : dI_\nu = \frac{h_P \nu_{ul}}{4\pi} n_u \phi_e(\nu) B_{ul} I_\nu c dt. \quad (2.11c)$$

Here, $n_l(\mathbf{r}, t)$ and $n_u(\mathbf{r}, t)$ are the number density of atom in the lower state and the upper state, respectively, $\phi_e(\nu)$ and $\phi_a(\nu)$ are the line profiles of emission and absorption, respectively. Therefore, the equation of intensity I_ν can be written as

$$\begin{aligned} dI_\nu &= dI_\nu |_{\text{Spontaneous}} + dI_\nu |_{\text{Absorption}} + dI_\nu |_{\text{Stimulated}} \\ \longrightarrow \frac{1}{c} \frac{dI_\nu}{dt} &= h_P \nu_{ul} n_u \phi_e \frac{A_{ul}}{4\pi} - h_P \nu_{ul} \left\{ n_l \frac{B_{lu}}{4\pi} \phi_a - n_u \phi_e \frac{B_{ul}}{4\pi} \right\} I_\nu, \end{aligned} \quad (2.12)$$

where ν_{ul} is the transition frequency between the upper and lower states. In comparison between (2.6) and (2.12), we can express the emission and absorption coefficients as

$$\eta_\nu(\mathbf{r}, t) = h_P \nu_{ul} n_u(\mathbf{r}, t) \phi_e(\nu) \frac{A_{ul}}{4\pi} \quad (2.13a)$$

$$\alpha_\nu(\mathbf{r}, t) = h_P \nu_{ul} \left\{ n_l(\mathbf{r}, t) \frac{B_{lu}}{4\pi} \phi_a(\nu) - n_u(\mathbf{r}, t) \frac{B_{ul}}{4\pi} \phi_e(\nu) \right\}. \quad (2.13b)$$

In this situation, α_ν and η_ν do not depend on the direction of radiation \mathbf{n} . From now on, we assume that the line profiles of emission and absorption are same function ($\phi_a(\nu) \equiv \phi_e(\nu)$) for simplicity.

2.1.4 Spin temperature

We introduce the spin temperature T_S , which is the excitation temperature of hyperfine structure (the detail is shown in the Chapter 3),

$$\frac{n_u}{n_l} \equiv \frac{g_u}{g_l} \exp\left(-\frac{h_P\nu_{ul}}{k_B T_S}\right), \quad (2.14)$$

where g_u and g_l are the degree of freedom of the upper and lower states, respectively. According to the following relation (the detail is shown in the Appendix B)

$$A_{ul} = \frac{2h_P\nu_{ul}^3}{c^2} B_{ul}, \quad (2.15a)$$

$$g_u B_{ul} = g_l B_{lu}, \quad (2.15b)$$

we can express α_ν as

$$\begin{aligned} \alpha_\nu &= \frac{h_P\nu_{ul}}{4\pi} \phi(\nu) n_l B_{lu} \left\{ 1 - \frac{n_u}{n_l} \frac{B_{ul}}{B_{lu}} \right\} \\ &= \frac{c^2}{8\pi\nu_{ul}^2} \frac{g_u}{g_l} A_{ul} n_l \phi(\nu) \left\{ 1 - \exp\left(-\frac{h_P\nu_{ul}}{k_B T_S}\right) \right\}. \end{aligned} \quad (2.16)$$

Therefore, the source term of Eq.(2.9) (the second term on the right hand side) can be written as

$$\begin{aligned} \frac{\eta_\nu}{\alpha_\nu} &= h_P\nu_{ul} n_u \phi_e(\nu) \frac{A_{ul}}{4\pi} \left[\frac{c^2}{8\pi\nu_{ul}^2} \frac{g_u}{g_l} A_{ul} n_l \phi(\nu) \left\{ 1 - \exp\left(-\frac{h_P\nu_{ul}}{k_B T_S}\right) \right\} \right]^{-1} \\ &= \frac{2h_P\nu_{ul}^3}{c^2} \frac{g_l}{g_u} \frac{n_u}{n_l} \left\{ 1 - \exp\left(-\frac{h_P\nu_{ul}}{k_B T_S}\right) \right\}^{-1} \\ &= \frac{2h_P\nu_{ul}^3}{c^2} \frac{1}{\exp\left(\frac{h_P\nu_{ul}}{k_B T_S}\right) - 1} \\ &\approx \frac{2\nu_{ul}^2}{c^2} k_B T_S. \end{aligned} \quad (2.17)$$

In the last line, we use the approximation of $h_P\nu_{ul} \ll k_B T_S$. This approximation is valid in observations of 21 cm line because $h_P\nu_{lu}/k_B \simeq 0.068\text{K}$ and generally $0.068\text{K} \ll T_S$ (the detail is shown in the Chapter 3).

2.1.5 The solution of the transfer equations

By using Eq.(2.17), we can rewrite Eq.(2.9) as

$$\frac{dT_b(\nu, \mathbf{r}(\tau_\nu), \tau_\nu)}{d\tau_\nu} = -T_b(\nu, \mathbf{r}(\tau_\nu), \tau_\nu) + \left(\frac{\nu_{ul}}{\nu}\right)^2 T_S(\mathbf{r}(\tau_\nu), \tau_\nu). \quad (2.18)$$

The solution of Eq.(2.18) is given by

$$T_b(\nu, \mathbf{r}(\tau_\nu), \tau_\nu) = e^{-\tau_\nu} T_b(\nu, \mathbf{r}(0), 0) + \left(\frac{\nu_{ul}}{\nu}\right)^2 \int_0^{\tau_\nu} e^{\tau'_\nu - \tau_\nu} T_S(\mathbf{r}(\tau'_\nu), \tau'_\nu) d\tau'_\nu. \quad (2.19)$$

By using approximation of $T_S(\mathbf{r}(\tau'_\nu), \tau'_\nu) \approx T_S(\mathbf{r}(0), 0)$, we can rewrite Eq.(2.19) as

$$T_b(\nu, \mathbf{r}(\tau_\nu), \tau_\nu) \approx e^{-\tau_\nu} T_b(\nu, \mathbf{r}(0), 0) + \left(\frac{\nu_{ul}}{\nu}\right)^2 T_S(\mathbf{r}(0), 0) [1 - e^{-\tau_\nu}]. \quad (2.20)$$

Therefore, the difference between the brightness temperature $T_b(\nu, \mathbf{r}(\tau_\nu), \tau_\nu)$ and the incoming radiation $T_b(\nu, \mathbf{r}(0), 0)$ can be written as

$$\begin{aligned} \Delta T_b(\nu, \mathbf{r}(0), 0) &\equiv T_b(\nu, \mathbf{r}(\tau_\nu), \tau_\nu) - T_b(\nu, \mathbf{r}(0), 0) \\ &\approx (1 - e^{-\tau_\nu}) \left[\left(\frac{\nu_{ul}}{\nu}\right)^2 T_S(\mathbf{r}(0), 0) - T_b(\nu, \mathbf{r}(0), 0) \right]. \end{aligned} \quad (2.21)$$

Here, the brightness temperature of incoming radiation $T_b(\nu, \mathbf{r}(0), 0)$ is that of CMB radiation T_γ . By the comoving coordinate $\mathbf{r}(0)$ at the incident point and the conformal time $\eta(z)$ at the point, the temperature of incoming radiation $T_b(\nu, \mathbf{r}(0), 0)$ can be expressed as

$$T_b(\nu, \mathbf{r}(0), 0) = T_\gamma(\mathbf{r}(0), \eta(z)). \quad (2.22)$$

From now on, by the comoving coordinate $\mathbf{r}(0)$ and the conformal time $\eta(z)$, we express the spin temperature and ΔT_b to be $T_S(\mathbf{r}(0), \eta(z))$ and $\Delta T_b(\nu, \mathbf{r}(0), \eta(z))$, respectively.

Because the observed brightness temperature is redshifted (the frequency and the temperature of CMB rise $1/(1+z)$ -fold), the difference of observed brightness temperature ΔT_b^{obs} is given by

$$\begin{aligned} \Delta T_b^{obs} \left(\frac{\nu}{1+z}, \mathbf{r}(0), \eta(z) \right) &= \frac{\Delta T_b(\nu, \mathbf{r}(0), \eta(z))}{1+z} \\ &= \frac{\left(\frac{\nu_{ul}}{\nu}\right)^2 T_S(\mathbf{r}(0), \eta(z)) - T_\gamma(\mathbf{r}(0), \eta(z))}{1+z} (1 - e^{-\tau_\nu}). \end{aligned} \quad (2.23)$$

In the case of $\nu = \nu_{ul}$, ΔT_b^{obs} is expressed as

$$\Delta T_b^{obs} \left(\frac{\nu_{ul}}{1+z}, \mathbf{r}(0), \eta(z) \right) = \frac{T_S(\mathbf{r}(0), \eta(z)) - T_\gamma(\mathbf{r}(0), \eta(z))}{1+z} (1 - e^{-\tau_{\nu_{ul}}}). \quad (2.24)$$

From Eq.(2.24), when the spin temperature T_S is higher than the CMB temperature T_γ , the observed radiation becomes an emission line ($0 < \Delta T_b^{obs}$). By contrast, when T_S is lower than T_γ , the observed radiation becomes absorption line ($\Delta T_b^{obs} < 0$). From now on, the ‘‘difference of the brightness temperature ΔT_b^{obs} ’’ is called just the ‘‘brightness temperature’’.

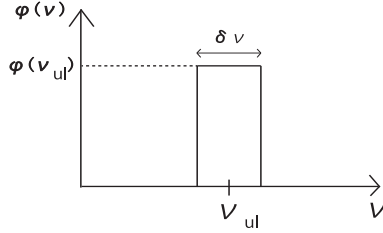


Figure 2.1: Line profile

2.2 Optical depth and line profile

2.2.1 Optical depth

In this section, we estimate the optical depth $\tau_{\nu_{ul}}$, which appears in Eq.(2.24). The optical depth is defined by Eq.(2.7) to be,

$$\tau_{\nu}(\mathbf{r}(s), \mathbf{r}(0), \eta(z)) = \int_0^s \alpha_{\nu}(\mathbf{r}(s'), s', \eta(z)) ds'. \quad (2.25)$$

By using Eqs.(2.16), (2.25) and the approximation of $h\nu_{ul} \ll k_B T_S$, the absorption coefficient α_{ν} is expressed as

$$\begin{aligned} \alpha_{\nu}(\mathbf{r}, \eta) &= \frac{c^2}{8\pi\nu_{ul}^2} \frac{g_u}{g_l} A_{ul} n_l(\mathbf{r}, \eta) \phi(\nu) \left\{ 1 - \exp\left(-\frac{h_P \nu_{ul}}{k_B T_S(\mathbf{r}, \eta)}\right) \right\} \\ &\approx \frac{c^2}{8\pi\nu_{ul}^2} \frac{g_u}{g_l} A_{ul} n_l(\mathbf{r}, \eta) \phi(\nu) \frac{h_P \nu_{ul}}{k_B T_S(\mathbf{r}, \eta)}. \end{aligned} \quad (2.26)$$

Therefore, the optical depth is given by

$$\tau_{\nu}(\mathbf{r}(s), \mathbf{r}(0), \eta(z)) = \frac{c^2 h_P A_{ul}}{8\pi k_B \nu_{ul}} \frac{g_u}{g_l} \phi(\nu) \int_0^s n_l(\mathbf{r}(s'), \eta(z)) \frac{1}{T_S(\mathbf{r}(s'), \eta(z))} ds'. \quad (2.27)$$

2.2.2 Line profile

In this subsection, we estimate the line profile $\phi(\nu)$ in Eq.(2.27). The line profile is normalized as follows,

$$\int_0^{\infty} \phi(\nu) d\nu = 1. \quad (2.28)$$

We can consider that $\phi(\nu_{ul})$ has non-zero value between only $\delta\nu$ which is the frequency region near the transition frequency ν_{ul} (Fig.2.1), and the line profile can be written as

$$\phi(\nu_{ul}) \delta\nu \approx 1 \longrightarrow \phi(\nu_{ul}) \approx \frac{1}{\delta\nu}. \quad (2.29)$$

The frequency width $\delta\nu$ is caused by the Doppler effect of radiation. Therefore, by using the velocity width of a hydrogen gas region (radiation source) along line of sight (LOS) Δv_{\parallel} , $\delta\nu$ is written as

$$\delta\nu = \frac{\Delta v_{\parallel}}{c} \nu_{ul}, \quad (2.30)$$

and Δv_{\parallel} can be expressed as

$$\Delta v_{\parallel}(\mathbf{r}(0), s, \eta(z)) \approx \frac{dv_{\parallel}(\mathbf{r}(0), \eta(z))}{dr_{\parallel}} \frac{s}{a(z)}, \quad (2.31)$$

where s is the physical size of the gas region, $dv_{\parallel}/dr_{\parallel}$ is the derivative of v_{\parallel} with respect to the direction of LOS r_{\parallel} , and $a(z)$ is the scale factor at the time when the background radiation enters the gas region. The gradient of velocity $dv_{\parallel}/dr_{\parallel}$ has main two contributions: one comes from the expansion of the Universe, the other comes from the peculiar motion of the gas region.

Expansion of the Universe

The velocity width due to the expansion of the Universe is given by

$$\begin{aligned} \Delta v(\mathbf{r}(0), s, \eta(z))|_{\text{Hubble}} &= \left. \frac{dv_{\parallel}(\mathbf{r}(0), \eta(z))}{dr_{\parallel}} \right|_{\text{Hubble}} \frac{s}{a(z)} \\ &= s \left. \frac{dv_{\parallel}(\mathbf{r}(0), \eta(z))}{a(z) dr_{\parallel}} \right|_{\text{Hubble}}. \end{aligned} \quad (2.32)$$

Because $dv_{\parallel}/d(ar_{\parallel})$ is the derivative of velocity with respect to the physical distance ar_{\parallel} , it represents the Hubble parameter. Therefore, Eq.(2.32) can be rewritten as

$$\Delta v(\mathbf{r}(0), s, \eta(z))|_{\text{Hubble}} = H(z)s, \quad (2.33)$$

where $H(z)$ is the Hubble parameter at the redshift z .

Peculiar motion

The velocity width due to the peculiar motion $v_{p\parallel}$ of a radiation source along LOS is expressed as

$$\Delta v(\mathbf{r}(0), s, \eta(z))|_{\text{Peculiar}} = \frac{dv_{p\parallel}(\mathbf{r}(0), \eta(z))}{dr_{\parallel}} \frac{s}{a(z)}. \quad (2.34)$$

The net velocity width Δv_{\parallel} is given by the sum of the above two contributions, and it is written as

$$\begin{aligned}\Delta v_{\parallel}(\mathbf{r}(0), s, \eta(z)) &= \Delta v(\mathbf{r}(0), s, \eta(z))|_{\text{Hubble}} + \Delta v(\mathbf{r}(0), s, \eta(z))|_{\text{Peculiar}} \\ &= H(z)s \left[1 + \frac{1}{a(z)H(z)} \frac{dv_{p\parallel}(\mathbf{r}(0), \eta(z))}{dr_{\parallel}} \right].\end{aligned}\quad (2.35)$$

Therefore, by using Eqs.(2.29), (2.30) and (2.35), the value of the line profile at $\nu = \nu_{ul}$ is given by

$$\begin{aligned}\phi(\nu_{ul}) &\approx \frac{c}{\Delta v_{\parallel} \nu_{ul}} \\ &= \frac{c}{sH(z)\nu_{ul}} \left[1 + \frac{1}{a(z)H(z)} \frac{dv_{p\parallel}(\mathbf{r}(0), \eta(z))}{dr_{\parallel}} \right]^{-1} \\ &\approx \frac{c}{sH(z)\nu_{ul}} \left[1 - \frac{1+z}{H(z)} \frac{dv_{p\parallel}(\mathbf{r}(0), \eta(z))}{dr_{\parallel}} \right].\end{aligned}\quad (2.36)$$

In the last line of Eq.(2.36), we use $a(z) = (1+z)^{-1}$ and consider that the velocity of the peculiar motion is much smaller than that of the cosmological expansion. By using this estimated line profile, we can obtain the optical depth at $\nu = \nu_{ul}$ as

$$\begin{aligned}\tau_{\nu_{ul}}(\mathbf{r}(s), \mathbf{r}(0), \eta(z)) &= \frac{c^2 h_P A_{ul} g_u}{8\pi k_B \nu_{ul} g_l} \phi(\nu_{ul}) \int_0^s n_l(\mathbf{r}(s'), \eta(z)) \frac{1}{T_S(\mathbf{r}(s'), \eta(z))} ds' \\ &= \frac{c^3 h_P A_{ul} g_u}{8\pi k_B \nu_{ul}^2 g_l} \frac{1}{sH(z)} \left[1 - \frac{1+z}{H(z)} \frac{dv_{p\parallel}(\mathbf{r}(0), \eta(z))}{dr_{\parallel}} \right] \\ &\quad \times \int_0^s n_l(\mathbf{r}(s'), \eta(z)) \frac{1}{T_S(\mathbf{r}(s'), \eta(z))} ds'.\end{aligned}\quad (2.37)$$

We consider that the size of the gas region is much smaller than Mpc scale, and average variations of physical quantities up to the gas size. In this case, the number density (of lower state) and the spin temperature can be expressed as

$$\begin{aligned}n_l(\mathbf{r}(s'), \eta(z)) &\approx n_l(\mathbf{r}(0), \eta(z)), \\ T_S(\mathbf{r}(s'), \eta(z)) &\approx T_S(\mathbf{r}(0), \eta(z)).\end{aligned}$$

Therefore, the third line of Eq.(2.37) can be written as

$$\int_0^s n_l(\mathbf{r}(s'), \eta(z)) \frac{1}{T_S(\mathbf{r}(s'), \eta(z))} ds' \approx \frac{n_l(\mathbf{r}(0), \eta(z))}{T_S(\mathbf{r}(0), \eta(z))} s. \quad (2.38)$$

By using Eq.(2.38), we can estimate the optical depth of 21 cm line for diffuse inter galactic medium (IGM) at

$$\tau_{\nu_{ul}}(\mathbf{r}(0), \eta(z)) = \frac{c^3 h_P A_{ul} g_u}{8\pi k_B \nu_{ul}^2 g_l} \frac{n_l(\mathbf{r}(0), \eta(z))}{T_S(\mathbf{r}(0), \eta(z))} \frac{1}{H(z)} \left[1 - \frac{1+z}{H(z)} \frac{dv_{p\parallel}(\mathbf{r}(0), \eta(z))}{dr_{\parallel}} \right]. \quad (2.39)$$

2.3 Observed brightness temperature

In this section, we estimate the brightness temperature of the 21 cm line observation by using the optical depth which is estimated in the previous section. From now on, we use \mathbf{r} as the location of a gas region, instead of $\mathbf{r}(0)$. By assuming that the optical depth is sufficiently small, i.e. $1 - \exp(-\tau_\nu) \approx \tau_\nu$ ^{#1}, and substituting Eq.(2.39) into Eq.(2.24), the brightness temperature can be rewritten as

$$\begin{aligned} \Delta T_b^{obs} \left(\frac{\nu_{ul}}{1+z}, \mathbf{r}, \eta(z) \right) &\approx \frac{T_S(\mathbf{r}, \eta(z)) - T_\gamma(\mathbf{r}, \eta(z))}{1+z} \tau_{\nu_{ul}}(\mathbf{r}, \eta(z)) \\ &\approx \frac{c^3 h_P A_{ul} g_u}{8\pi k_B \nu_{ul}^2 g_l} \frac{n_l(\mathbf{r}, \eta(z))}{(1+z)H(z)} \left[1 - \frac{T_\gamma(\mathbf{r}, \eta(z))}{T_S(\mathbf{r}, \eta(z))} \right] \\ &\quad \times \left[1 - \frac{1+z}{H(z)} \frac{dv_{p\parallel}(\mathbf{r}, \eta(z))}{dr_{\parallel}} \right]. \end{aligned} \quad (2.40)$$

Next, we rewrite the number density of the lower state n_l in the Eq.(2.40) by using the number density of protons n_H . The ground state of neutral hydrogen splits into the upper (spin triplet $1_1S_{1/2}$: $g_u = 3$) and the lower (spin singlet $1_0S_{1/2}$: $g_l = 1$) state. Therefore, by using the approximation in which neutral hydrogen atoms of the lower and upper state exist in 1 : 3, respectively, the number density of the lower state n_l is expressed as

$$n_l \approx \frac{g_l}{g_u + g_l} n_{HI} = \frac{1}{4} n_{HI}, \quad (2.41)$$

where n_{HI} is the number density of neutral hydrogen atoms. Here, we introduce the neutral fraction x_{HI} , which means the ratio of neutral hydrogen atoms and total protons, and express the number density of neutral hydrogen as $n_{HI} = x_{HI} n_H$, where n_H is the number density of total protons. By using this relation, n_l can be rewritten as

$$n_l(\mathbf{r}, \eta(z)) \approx \frac{1}{4} x_{HI}(\mathbf{r}, \eta(z)) n_H(\mathbf{r}, \eta(z)). \quad (2.42)$$

By using Eq.(2.42), the observed brightness temperature (2.40) is given by

$$\begin{aligned} \Delta T_b^{obs} \left(\frac{\nu_{21}}{1+z}, \mathbf{r}, \eta(z) \right) &\approx \frac{3c^3 h_P A_{21} x_{HI}(\mathbf{r}, \eta(z)) n_H(\mathbf{r}, \eta(z))}{32\pi k_B \nu_{21}^2 (1+z)H(z)} \left[1 - \frac{T_\gamma(\mathbf{r}, \eta(z))}{T_S(\mathbf{r}, \eta(z))} \right] \\ &\quad \times \left[1 - \frac{1+z}{H(z)} \frac{dv_{p\parallel}(\mathbf{r}, \eta(z))}{dr_{\parallel}} \right], \end{aligned} \quad (2.43)$$

where, instead of the index ul , we use 21 (i.e. $\nu_{ul}, A_{ul} \rightarrow \nu_{21}, A_{21}$) to emphasis that those quantities are related to the 21 cm line. Additionally, the spatial average of the brightness

^{#1} This assumption is valid at almost all eras related to the 21 cm line observation ($\mathcal{O}(10) < z < \mathcal{O}(100)$). We can estimate the optical depth at $\tau_{\nu_{ul}} \sim \mathcal{O}(1) \times 10^{-1} \times \left(\frac{1+z}{10}\right)^{3/2} \left(\frac{K}{T_S}\right)$. From Figs.3.1-3.3 and in the next chapter, we find that $\tau_{\nu_{ul}} \ll 1$ is valid in the redshift range.

temperature $\Delta\bar{T}_b^{obs}(z)$ at the redshift z is expressed as

$$\Delta\bar{T}_b^{obs}\left(\frac{\nu_{21}}{1+z}\right) = \frac{3c^3 h_P A_{21} \bar{x}_{HI}(z) \bar{n}_H(z)}{32\pi k_B \nu_{21}^2 (1+z) H(z)} \left[1 - \frac{\bar{T}_\gamma(z)}{\bar{T}_S(z)}\right], \quad (2.44)$$

where \bar{x}_{HI} , \bar{n}_H , \bar{T}_S and \bar{T}_γ mean the spatial averaged quantities.

The brightness temperature of 21 cm line $\Delta\bar{T}_b^{obs}(z)$ can be estimated at

$$\Delta\bar{T}_b^{obs}\left(\frac{\nu_{21}}{1+z}\right) \approx 26.8 \bar{x}_{HI}(z) \left(\frac{1-Y_p}{1-0.25}\right) \left(\frac{\Omega_b h^2}{0.023}\right) \left(\frac{0.15}{\Omega_m h^2} \frac{1+z}{10}\right)^{1/2} \left[1 - \frac{\bar{T}_\gamma(z)}{\bar{T}_S(z)}\right] \text{mK}, \quad (2.45)$$

From this equation, we find that the brightness temperature of 21 cm line is about several mK at $z \sim 10$. When we estimate $\Delta\bar{T}_b^{obs}(z)$, we use the following relations and quantities: The Friedmann equation in the matter dominated era,

$$H^2 = \frac{H_0^2 \Omega_m}{a^3}; \quad (2.46)$$

the relation between mass abundance of hydrogens and baryons,

$$m_H c^2 \bar{n}_H = \bar{\rho}_H \simeq (1 - Y_p) \bar{\rho}_b, \quad (2.47)$$

where ρ_b and ρ_H is the energy density of baryons and hydrogens respectively, Y_p is the helium mass fraction, and m_H is the mass of hydrogen; the transition frequency of the hyperfine splitting,

$$\nu_{21} = 1.420405751786 \text{ GHz}; \quad (2.48)$$

the Einstein coefficient of the splitting,

$$A_{21} = \frac{2\pi\alpha_{EM}\nu_{21}^3 h_P^2}{3c^4 m_e^2} = 2.86888 \times 10^{-15} \text{ s}^{-1}. \quad (2.49)$$

Chapter 3

Spin temperature [61, 63]

In this chapter, we review the evolution of spin temperature at the dark age, the cosmic dawn and the epoch of reionization.

3.1 Time evolution of the spin temperature

3.1.1 The evolution equation of spin temperature

By Eq.(2.14) in the Chapter 1, the spin temperature T_S is defined as

$$\frac{n_1}{n_0} \equiv \frac{g_1}{g_0} \exp\left(-\frac{h_P \nu_{21}}{k_B T_S}\right) \quad (3.1)$$

$$= 3 \exp\left(-\frac{T_\star}{T_S}\right), \quad (3.2)$$

where $T_\star \equiv h_P \nu_{21}/k_B = 0.068\text{K}$, and subscripts 0 and 1 mean the quantities related to the spin 0 (lower) and spin 1 (upper) states, respectively. This spin temperature is the excitation temperature of the hyperfine splitting of neutral hydrogen. The excitation temperature is defined by viewing the distribution of the upper and lower states to be the Boltzmann distribution.

By differentiating Eq.(3.2) with respect to the time, we can obtain the following evolution equation of spin temperature,

$$\begin{aligned} \frac{n_1}{n_0} = 3 \exp\left(-\frac{T_\star}{T_S}\right) &\longrightarrow \frac{T_\star}{T_S} = \ln 3 - \ln n_1 + \ln n_0, \\ &\longrightarrow \frac{\partial}{\partial t_g} \left(\frac{T_\star}{T_S}\right) = \frac{1}{n_0} \frac{\partial n_0}{\partial t_g} - \frac{1}{n_1} \frac{\partial n_1}{\partial t_g}, \end{aligned} \quad (3.3)$$

where t_g is the proper time of a radiation source. From this equation, we find that the spin temperature depends on the time evolution of number densities n_1 and n_0 . Therefore, transition processes between the upper and lower states influences the evolution of spin temperature, and such processes are the following:

1. Collisions (Spin flip due to hydrogen-hydrogen (H-H), electron-hydrogen (e-H) and proton-hydrogen (p-H) collisions)
2. Transition due to absorption and emission of background photons (CMB)
3. Transition due to Lyman α photons through other energy states
4. Time variation of neutral fraction x_{HI}

1. Collisions (H-H, e-H and p-H)

The time evolutions of the number densities due to collisions obey the following equations,

$$\left. \frac{\partial n_1}{\partial t_g} \right|_{\text{collision}} \equiv C_{01}n_0 - C_{10}n_1, \quad (3.4)$$

$$\left. \frac{\partial n_0}{\partial t_g} \right|_{\text{collision}} \equiv -C_{01}n_0 + C_{10}n_1, \quad (3.5)$$

where C_{01} and C_{10} are the reaction ratios of excitation and deexcitation due to the collisions (H-H, e-H and p-H), respectively.

2. Absorption and emission of background photons (CMB)

By the definition of the Einstein coefficients, the time variations of the number densities due to absorption and emission of CMB photons of $\nu = \nu_{21}$ can be written as

$$\left. \frac{\partial n_1}{\partial t_g} \right|_{\text{BGphoton}} = B_{01}I_{\nu_{21}}^{CMB}n_0 - (A_{10} + B_{01}I_{\nu_{21}}^{CMB})n_1, \quad (3.6)$$

$$\left. \frac{\partial n_0}{\partial t_g} \right|_{\text{BGphoton}} = -B_{01}I_{\nu_{21}}^{CMB}n_0 + (A_{10} + B_{01}I_{\nu_{21}}^{CMB})n_1, \quad (3.7)$$

where $I_{\nu_{21}}^{CMB}$ is the specific intensity of CMB at $\nu = \nu_{21}$. Here, we only consider the CMB photons as background radiation. In practice, photons due to the transition of the hyperfine splitting also contributes to the background radiation [66]. However, that effect is smaller than that of the CMB photons. Therefore, we neglect such contribution in the background radiation.

3. Transition due to Lyman α photons through other energy states

The time evolutions of the number densities due to Ly α photons obey the following equations,

$$\left. \frac{\partial n_1}{\partial t_g} \right|_{\text{Ly}\alpha} \equiv P_{01}n_0 - P_{10}n_1, \quad (3.8)$$

$$\left. \frac{\partial n_0}{\partial t_g} \right|_{\text{Ly}\alpha} \equiv -P_{01}n_0 + P_{10}n_1, \quad (3.9)$$

where P_{01} and P_{10} are the reaction ratios of excitation and deexcitation due to absorption or emission of $\text{Ly}\alpha$ photons, respectively. This transition occurs through the 2P state of neutral hydrogen (the spin state changes when the 1S ground state is excited to the 2P state and subsequently deexcited to the 1S state). This coupling of spin temperature and $\text{Ly}\alpha$ radiation is called the Wouthuysen-Field effect (or coupling) ^{#1} [67,68].

4. Time variation of neutral fraction x_{HI} [66]

This effect comes from the own time variation of neutral hydrogen number density ($n_{HI} = x_{HI}n_H$). The time evolution of n_{HI} due to the variation of neutral fraction x_{HI} obeys the following equation,

$$\left. \frac{\partial n_{HI}}{\partial t_g} \right|_{NF} = \frac{\partial x_{HI}}{\partial t_g} n_H. \quad (3.10)$$

According to the degree of statistical freedom ($g_0 = 1, g_1 = 3$), we can consider that the variation affects n_0 and n_1 in the proportion of 1:3. Therefore, the contributions due to the variation can be written as

$$\left. \frac{\partial n_1}{\partial t_g} \right|_{NF} \approx \frac{g_1}{g_1 + g_0} \frac{\partial x_{HI}}{\partial t_g} n_H = \frac{3}{4} \frac{1}{x_{HI}} \frac{\partial x_{HI}}{\partial t_g} (n_0 + n_1), \quad (3.11)$$

$$\left. \frac{\partial n_0}{\partial t_g} \right|_{NF} \approx \frac{g_0}{g_1 + g_0} \frac{\partial x_{HI}}{\partial t_g} n_H = \frac{1}{4} \frac{1}{x_{HI}} \frac{\partial x_{HI}}{\partial t_g} (n_0 + n_1), \quad (3.12)$$

where we consider that the states of all neutral hydrogen atoms are the ground states (i.e. $n_{HI} = n_0 + n_1$).

According to the above contributions, the derivatives of the number densities $\partial n_1/\partial t_g$ and $\partial n_0/\partial t_g$ are given by

$$\begin{aligned} \frac{\partial n_1}{\partial t_g} &= \left. \frac{\partial n_1}{\partial t_g} \right|_{\text{collision}} + \left. \frac{\partial n_1}{\partial t_g} \right|_{\text{BGphotons}} + \left. \frac{\partial n_1}{\partial t_g} \right|_{\text{Ly}\alpha} + \left. \frac{\partial n_1}{\partial t_g} \right|_{NF} \\ &= (C_{01} + B_{01}I_{\nu_{21}}^{CMB} + P_{01}) n_0 - (C_{10} + A_{10} + B_{10}I_{\nu_{21}}^{CMB} + P_{10}) n_1 \\ &\quad + \frac{3}{4} \frac{1}{x_{HI}} \frac{\partial x_{HI}}{\partial t_g} (n_0 + n_1), \end{aligned} \quad (3.13)$$

^{#1} “Wouthuysen” is pronounced as roughly “Vowt-how-sen” [61].

$$\begin{aligned}
\frac{\partial n_0}{\partial t_g} &= \left. \frac{\partial n_0}{\partial t_g} \right|_{\text{collision}} + \left. \frac{\partial n_0}{\partial t_g} \right|_{\text{BGphotons}} + \left. \frac{\partial n_0}{\partial t_g} \right|_{\text{Ly}\alpha} + \left. \frac{\partial n_0}{\partial t_g} \right|_{\text{NF}} \\
&= - (C_{01} + B_{01} I_{\nu_{21}}^{CMB} + P_{01}) n_0 + (C_{10} + A_{10} + B_{10} I_{\nu_{21}}^{CMB} + P_{10}) n_1 \\
&\quad + \frac{1}{4} \frac{1}{x_{HI}} \frac{\partial x_{HI}}{\partial t_g} (n_0 + n_1). \tag{3.14}
\end{aligned}$$

By using Eqs.(3.13) and (3.14), we can rewrite the evolution equation of spin temperature Eq.(3.3) as

$$\begin{aligned}
\frac{\partial}{\partial t_g} \left(\frac{T_\star}{T_S} \right) &= \frac{1}{n_0} \frac{\partial n_0}{\partial t_g} - \frac{1}{n_1} \frac{\partial n_1}{\partial t_g} \\
&= - \left(1 + \frac{n_0}{n_1} \right) C_{01} + \left(1 + \frac{n_1}{n_0} \right) C_{10} \\
&\quad - \left(1 + \frac{n_0}{n_1} \right) P_{01} + \left(1 + \frac{n_1}{n_0} \right) P_{10} \\
&\quad - \left(1 + \frac{n_0}{n_1} \right) B_{01} I_{\nu_{21}}^{CMB} + \left(1 + \frac{n_1}{n_0} \right) (A_{10} + B_{10} I_{\nu_{21}}^{CMB}) \\
&\quad - \frac{1}{4} \frac{1}{x_{HI}} \frac{\partial x_{HI}}{\partial t_g} \left(3 \frac{n_0}{n_1} - \frac{n_1}{n_0} + 2 \right). \tag{3.15}
\end{aligned}$$

Here, we introduce the following temperatures related to the reaction ratios of collision (T_g :gas temperature) and Ly α (T_α :color temperature),

$$\frac{C_{01}}{C_{10}} \equiv 3 \exp \left(-\frac{T_\star}{T_g} \right), \tag{3.16a}$$

$$\frac{P_{01}}{P_{10}} \equiv 3 \exp \left(-\frac{T_\star}{T_\alpha} \right). \tag{3.16b}$$

T_g and T_a correspond to temperatures in thermal equilibrium between the upper and lower state through only collisions or Ly α process, respectively,

$$n_1 C_{10} = n_0 C_{01} : \text{ only collisions,} \tag{3.17a}$$

$$n_1 P_{10} = n_0 P_{01} : \text{ only Ly}\alpha \text{ process.} \tag{3.17b}$$

By using T_g and the definition of spin temperature Eq.(3.2), we can rewrite the first

line of Eq.(3.15) as

$$\begin{aligned}
-\left(1 + \frac{n_0}{n_1}\right) C_{01} + \left(1 + \frac{n_1}{n_0}\right) C_{10} &= C_{10} \left[1 + \frac{n_1}{n_0} - \left(1 + \frac{n_0}{n_1}\right) \frac{C_{01}}{C_{10}} \right] \\
&= C_{10} \left[1 + 3 \exp\left(-\frac{T_\star}{T_S}\right) - 3 \exp\left(-\frac{T_\star}{T_g}\right) \right. \\
&\quad \left. - \exp\left(\frac{T_\star}{T_S} - \frac{T_\star}{T_g}\right) \right] \\
&\approx C_{10} \left[1 + 3 \left(1 - \frac{T_\star}{T_S}\right) - 3 \left(1 - \frac{T_\star}{T_g}\right) \right. \\
&\quad \left. - \left(1 + \frac{T_\star}{T_S} - \frac{T_\star}{T_g}\right) \right] \\
&= 4C_{10} \left[\frac{T_\star}{T_g} - \frac{T_\star}{T_S} \right], \tag{3.18}
\end{aligned}$$

where, in the third line, we assume that $T_S \gg T_\star$, $T_g \gg T_\star$ and expand $\exp(\cdot)$ up to the first order ^{#2}. In the same way, by using the color temperature T_α , the second line of Eq.(3.15) can be rewritten as

$$-\left(1 + \frac{n_0}{n_1}\right) P_{01} + \left(1 + \frac{n_1}{n_0}\right) P_{10} = 4P_{10} \left[\frac{T_\star}{T_\alpha} - \frac{T_\star}{T_S} \right], \tag{3.19}$$

where we also use the similar assumption which is $T_S \gg T_\star$, $T_\alpha \gg T_\star$. Next, the third line of Eq. (3.15) is expressed as

$$\begin{aligned}
-\left(1 + \frac{n_0}{n_1}\right) B_{01} I_{\nu_{21}}^{CMB} + \left(1 + \frac{n_1}{n_0}\right) (A_{10} + B_{10} I_{\nu_{21}}^{CMB}) \\
= (A_{10} + B_{10} I_{\nu_{21}}^{CMB}) \left[1 + \frac{n_1}{n_0} - \left(1 + \frac{n_1}{n_0}\right) \frac{B_{01} I_{\nu_{21}}^{CMB}}{A_{10} + B_{10} I_{\nu_{21}}^{CMB}} \right]. \tag{3.20}
\end{aligned}$$

Here, by using the following relations of the Einstein coefficients Eqs.(2.15a) and (2.15b),

$$\begin{aligned}
A_{10} &= \frac{2h_P \nu_{ul}^3}{c^2} B_{10}, \\
g_1 B_{10} &= g_0 B_{01},
\end{aligned}$$

and the specific intensity of black body Eq.(2.3),

$$I_{\nu_{21}}^{CMB} = \frac{2h_P \nu_{21}^3}{c^2} \frac{1}{\exp\left(\frac{h_P \nu_{21}}{k_B T_\gamma}\right) - 1},$$

^{#2} T_g, T_γ, T_α are generally higher than the present CMB temperature ($T_{\gamma 0} \approx 2.7\text{K}$), and $T_{\gamma 0} \gg T_\star = 0.068\text{K}$. Therefore, we can assume that $T_g \gg T_\star, T_\alpha \gg T_\star, T_\gamma \gg T_\star$. Additionally, $T_S \gg T_\star$ is also valid because T_S takes values close to any of T_g, T_α or T_γ .

we can rewrite the coefficient of Eq.(3.20) as

$$\begin{aligned}
A_{10} + B_{10}I_{\nu_{21}}^{CMB} &= A_{10} + \frac{c^2}{2h_P\nu_{ul}^3}A_{10}\frac{2h_P\nu_{21}^3}{c^2}\frac{1}{\exp\left(\frac{T_\star}{T_\gamma}\right) - 1} \\
&= \frac{A_{10}}{1 - \exp\left(-\frac{T_\star}{T_\gamma}\right)}.
\end{aligned} \tag{3.21}$$

Additionally, by using the following relation,

$$\begin{aligned}
\frac{B_{01}I_{\nu_{21}}^{CMB}}{A_{10} + B_{10}I_{\nu_{21}}^{CMB}} &= 3\frac{c^2}{2h_P\nu_{ul}^3}A_{10}\frac{2h_P\nu_{21}^3}{c^2}\frac{1}{\exp\left(\frac{T_\star}{T_\gamma}\right) - 1}\left[\frac{A_{10}}{1 - \exp\left(-\frac{T_\star}{T_\gamma}\right)}\right]^{-1} \\
&= 3\exp\left(-\frac{T_\star}{T_\gamma}\right),
\end{aligned} \tag{3.22}$$

and Eqs.(3.21), Eq.(3.20) can be rewritten as

$$\begin{aligned}
& -\left(1 + \frac{n_0}{n_1}\right)B_{01}I_{\nu_{21}}^{CMB} + \left(1 + \frac{n_1}{n_0}\right)(A_{10} + B_{10}I_{\nu_{21}}^{CMB}) \\
&= \frac{A_{10}}{1 - \exp\left(-\frac{T_\star}{T_\gamma}\right)}\left[1 + \frac{n_1}{n_0} - \left(1 + \frac{n_1}{n_0}\right)3\exp\left(-\frac{T_\star}{T_\gamma}\right)\right] \\
&= \frac{A_{10}}{1 - \exp\left(-\frac{T_\star}{T_\gamma}\right)}\left[1 + 3\exp\left(-\frac{T_\star}{T_S}\right) - 3\exp\left(-\frac{T_\star}{T_\gamma}\right) - \exp\left(\frac{T_\star}{T_S} - \frac{T_\star}{T_\gamma}\right)\right] \\
&\approx \frac{A_{10}}{1 - \left(1 - \frac{T_\star}{T_\gamma}\right)}\left[1 + 3\left(1 - \frac{T_\star}{T_S}\right) - 3\left(-\frac{T_\star}{T_\gamma}\right) - \left(1 + \frac{T_\star}{T_S} - \frac{T_\star}{T_\gamma}\right)\right] \\
&= 4A_{10}\frac{T_\gamma}{T_\star}\left[\frac{T_\star}{T_\gamma} - \frac{T_\star}{T_S}\right],
\end{aligned} \tag{3.23}$$

where, in the fourth line, we also use the similar assumption which is $T_S \gg T_\star$, $T_\gamma \gg T_\star$, and expand $\exp(\cdot)$ up to the first order. Finally, by using $T_S \gg T_\star$ and expand $\exp(\cdot)$ up to the first order, the fourth line of Eq.(3.15) is expressed as

$$\begin{aligned}
-\frac{1}{4}\frac{1}{x_{HI}}\frac{\partial x_{HI}}{\partial t_g}\left(3\frac{n_0}{n_1} - \frac{n_1}{n_0} + 2\right) &= -\frac{1}{4}\frac{1}{x_{HI}}\frac{\partial x_{HI}}{\partial t_g}\left[\exp\left(\frac{T_\star}{T_S}\right) - 3\exp\left(-\frac{T_\star}{T_S}\right) + 2\right] \\
&\approx -\frac{1}{4}\frac{1}{x_{HI}}\frac{\partial x_{HI}}{\partial t_g}\left[\left(1 + \frac{T_\star}{T_S}\right) - 3\left(1 - \frac{T_\star}{T_S}\right) + 2\right] \\
&= -\frac{1}{x_{HI}}\frac{\partial x_{HI}}{\partial t_g}\frac{T_\star}{T_S}.
\end{aligned} \tag{3.24}$$

Therefore, by using Eqs.(3.18), (3.19), (3.23) and (3.24), we can rewrite the evolution equation of spin temperature Eq.(3.15) as

$$\begin{aligned} \frac{\partial}{\partial t_g} \left(\frac{T_\star}{T_S} \right) &= 4C_{10} \left[\frac{T_\star}{T_g} - \frac{T_\star}{T_S} \right] + 4P_{10} \left[\frac{T_\star}{T_\alpha} - \frac{T_\star}{T_S} \right] + 4A_{10} \frac{T_\gamma}{T_\star} \left[\frac{T_\star}{T_\gamma} - \frac{T_\star}{T_S} \right] \\ &\quad - \frac{1}{x_{HI}} \frac{\partial x_{HI}}{\partial t_g} \frac{T_\star}{T_S}, \\ \longrightarrow \frac{\partial}{\partial t_g} \left(\frac{1}{T_S} \right) + \frac{1}{x_{HI}} \frac{\partial x_{HI}}{\partial t_g} \frac{1}{T_S} &= 4 \left[C_{10} \left(\frac{1}{T_g} - \frac{1}{T_S} \right) + P_{10} \left(\frac{1}{T_\alpha} - \frac{1}{T_S} \right), \right. \\ &\quad \left. + A_{10} \frac{T_\gamma}{T_\star} \left(\frac{1}{T_\gamma} - \frac{1}{T_S} \right) \right] \end{aligned} \quad (3.25)$$

$$\begin{aligned} \longrightarrow \frac{\partial T_S}{\partial t_g} - \frac{T_S}{x_{HI}} \frac{\partial x_{HI}}{\partial t_g} &= -4T_S^2 \left[C_{10} \left(\frac{1}{T_g} - \frac{1}{T_S} \right) + P_{10} \left(\frac{1}{T_\alpha} - \frac{1}{T_S} \right) \right. \\ &\quad \left. + A_{10} \frac{T_\gamma}{T_\star} \left(\frac{1}{T_\gamma} - \frac{1}{T_S} \right) \right]. \end{aligned} \quad (3.26)$$

3.1.2 Spin temperature in thermal equilibrium [68]

The time variation term of neutral fraction can be neglected through the most of the epochs related to the 21 cm line observation. In addition, when each process is in thermal equilibrium (time scales of each interaction are sufficiently shorter than that of the Hubble expansion), the time derivative of spin temperature also can be neglected. In this situation, by Eq.(3.25), the spin temperature T_S is given by

$$\begin{aligned} 0 &= 4 \left[C_{10} \left(\frac{1}{T_g} - \frac{1}{T_S} \right) + P_{10} \left(\frac{1}{T_\alpha} - \frac{1}{T_S} \right) + A_{10} \frac{T_\gamma}{T_\star} \left(\frac{1}{T_\gamma} - \frac{1}{T_S} \right) \right], \\ \longrightarrow T_S &= \left(T_\gamma + \frac{C_{10} T_\star}{A_{10} T_g} T_g + \frac{P_{10} T_\star}{A_{10} T_\alpha} T_\alpha \right) \left(1 + \frac{C_{10} T_\star}{A_{10} T_g} + \frac{P_{10} T_\star}{A_{10} T_\alpha} \right)^{-1}. \end{aligned} \quad (3.27)$$

Here, we define the coupling coefficients,

$$y_c \equiv \frac{C_{10} T_\star}{A_{10} T_g}, \quad (3.28a)$$

$$y_\alpha \equiv \frac{P_{10} T_\star}{A_{10} T_\alpha}. \quad (3.28b)$$

By using these coupling coefficients, the spin temperature T_S can be expressed as

$$T_S = \frac{T_\gamma + y_c T_g + y_\alpha T_\alpha}{1 + y_c + y_\alpha}. \quad (3.29)$$

In this way, the spin temperature in thermal equilibrium is determined by the temperatures of CMB T_γ , gas T_g and Ly α T_α (in other words, T_S is a weighted average of them, and the

weights are $1 : y_c : y_\alpha$). According to the Eq.(3.29), we find that the spin temperature takes values close to the temperature related to the transition process which has the strongest coupling.

3.2 Global history of spin temperature [61]

In this section, we briefly explain the global history of spin temperature.

3.2.1 Before the star formation $30 \lesssim z \lesssim 300$: The dark age

In the very high redshifted era $300 \lesssim z$, baryons and CMB photons are combined through the Compton scattering ^{#3}. Therefore, the CMB T_γ and the gas temperature T_g are $T_\gamma \sim T_g$ (Fig.3.1), and the spin temperature is also $T_S \sim T_g \sim T_\gamma$. By the reasons stated above, signals of 21 cm line do not exist in this era ^{#4}.

After that and before the star formation ($30 \lesssim z \lesssim 300$), the Compton scattering becomes not effective, and it can be neglected at about $z \sim 150$. Therefore, the gas temperature T_g decreases adiabatically, and the spin temperature becomes $T_S \sim T_g$ through the collisions. Next, around $z \sim 70$, the value of spin temperature starts to approach that of CMB temperature T_γ because the density of baryons becomes smaller and the transition process due to collisions becomes not effective in comparison with transition due to CMB photons. In this era, signals of 21 cm line can be detected. Finally, around $z \sim 30$, the spin temperature becomes $T_S \sim T_\gamma$, and the signals disappear around the redshift.

Although signals of 21 cm line exist in these eras, the signals ($70 \lesssim z$) can not pass through the ionosphere of the Earth. Furthermore, in the frequency range ($30 \lesssim z$), the galactic foregrounds are very strong. Therefore, detection of the high redshifted signals is significantly difficult (we need to use a lunar or space-based observatory, e.g. the lunar radio array, which is a planned array at the Moon in the future [70]).

3.2.2 After star formation $z \lesssim 30$: The cosmic dawn and the epoch of reionization

After the star formation, the transition due to Ly α photons which come from stars becomes effective. Therefore, the spin temperature T_S takes values close to T_α because of the Wouthuysen-Field effect [61, 67]. Although the gas and Ly α temperatures are generally different, there are a lot of situations in which these temperature take same values. When a large amount of neutral hydrogen gas exists and the optical depth is large, Ly α photons are scattered with the gas many times. In that case, the distribution of the photons is close to that of black body with T_g around the frequency of Ly α . Therefore, the Ly α

^{#3} This Compton scattering is due to free electrons which do not form atoms at the recombination era.

^{#4} However, in a recent work [69], the authors indicate the possible presence of the signals in this era.

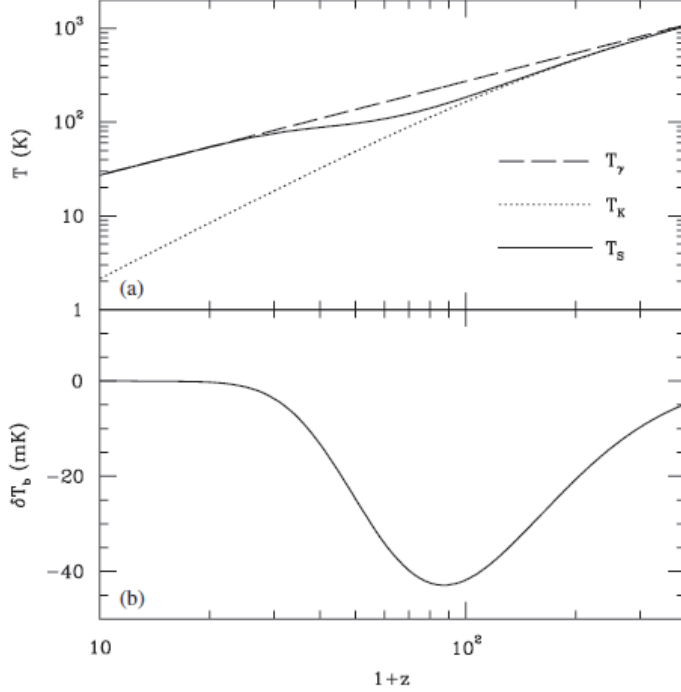


Figure 3.1: (a) The global history of spin temperature before the star formation ($30 \lesssim z \lesssim 300$). T_γ is the CMB temperature, T_g is the gas temperature and T_S is the spin temperature. (B) The evolution of 21 cm line brightness temperature (in this figure, δT_b represents the brightness temperature) [61].

temperature becomes $T_\alpha \sim T_g$, and as a consequence $T_S \sim T_\alpha \sim T_g$ in the Cosmic dawn. (Figs.3.2 and 3.3).

After that, since the X-ray which comes from remnants of luminous objects heats the IGM in the epoch of reionization, the gas temperature becomes $T_\gamma < T_g$ and $T_\gamma < T_S \sim T_g$ around $z \sim 10$. In this situation, the power spectrum of 21 cm line becomes a relatively simple form (the detail is shown in the Chapter 4). Therefore, this era has the much advantage to determine the cosmological parameters. However, the evolution of spin temperature strongly depends on the detail of the star formation, and there are some uncertainties due to astrophysics.

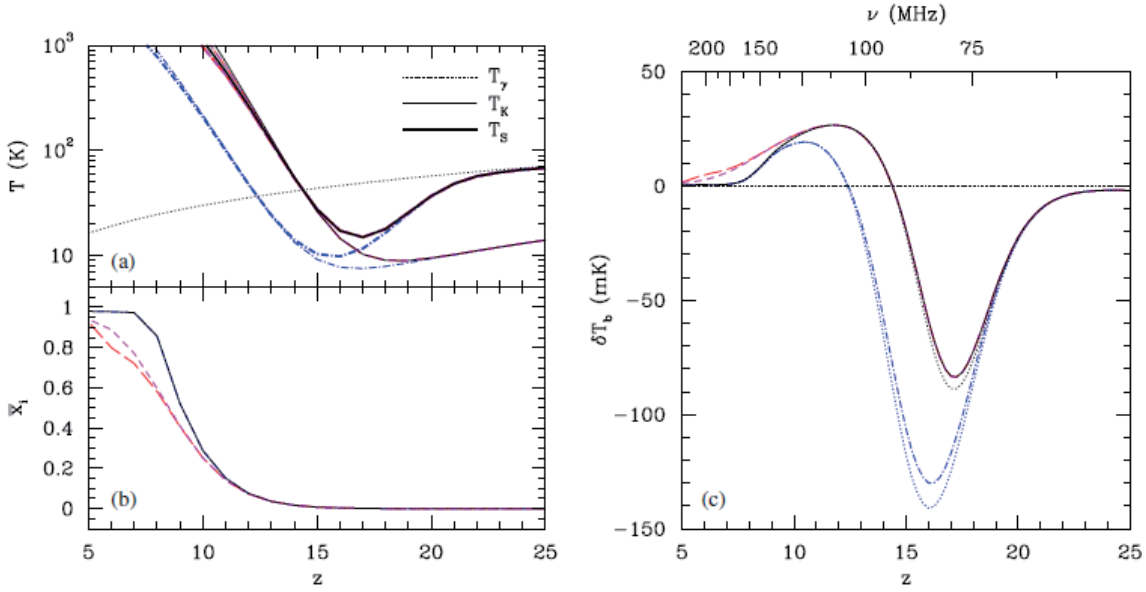


Figure 3.2: The global history of IGM (Inter-Galactic Medium) when PoP II dominates in the Cosmic dawn and the epoch of reionization [61, 71]: (a) temperatures (b) ionization fraction $x_i = 1 - x_{HI}$ (c) brightness temperature of 21 cm line (in this figure, δT_b represents the brightness temperature). Each line corresponds to different models of the star formation: the black ($f_X = 1$), the blue dot-dashed ($f_X = 0.2$) and the red dashed lines (strong photoheating feedback), respectively. f_X is a renormalization factor, which is necessary when the relation between star formation rate and X-ray luminosity is extrapolated to the high redshift. The photoheating feedback means suppression of the star formation due to photoionization of stars.

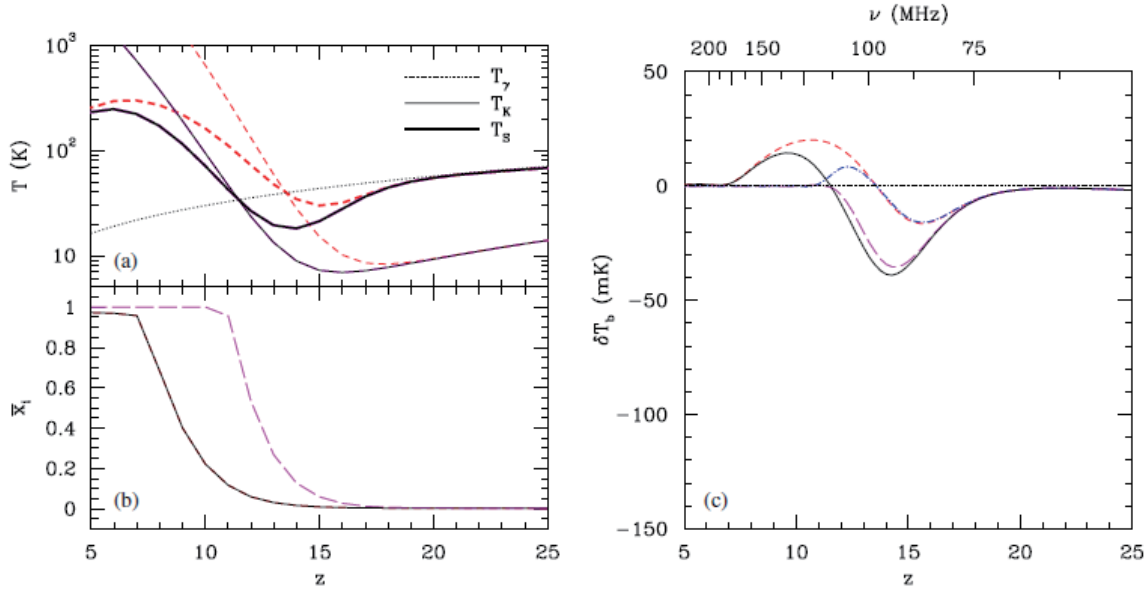


Figure 3.3: Same as Fig.3.2, but PoP III dominates in the Cosmic dawn and the epoch of reionization [61, 71]: Each line corresponds to the different models of the star formation: the black ($f_{esc} = 0.1, f_X = 1$), the red short-dashed ($f_{esc} = 0.1, f_X = 5$), the pink long-dashed ($f_{esc} = 1, f_X = 1$), the blue dot-dashed lines ($f_{esc} = 1, f_X = 5$, only shown in (c)), respectively. Here, f_{esc} is the escape fraction (the ratio of ionization photons which escape from host galaxies).

Chapter 4

Fluctuation and power spectrum of the 21 cm radiation [37, 61, 63]

In this chapter, we introduce the fluctuation of 21 cm line brightness temperature $\delta_{21} \equiv (\Delta T_b^{obs} - \Delta \bar{T}_b^{obs}) / \Delta \bar{T}_b^{obs}$ and its power spectrum.

4.1 Fluctuation of brightness temperature

4.1.1 Fluctuation of brightness temperature

The brightness temperature of 21 cm line δ_{21} is defined as

$$\delta_{21}(\mathbf{x}, \eta; z) \equiv \frac{\Delta T_b^{obs}(\mathbf{x}, \eta; z) - \Delta \bar{T}_b^{obs}(\mathbf{x}, \eta; z)}{\Delta \bar{T}_b^{obs}(\mathbf{x}, \eta; z)} = \frac{\Delta T_b^{obs}(\mathbf{x}, \eta; z)}{\Delta \bar{T}_b^{obs}(\mathbf{x}, \eta; z)} - 1, \quad (4.1)$$

where $\Delta \bar{T}_b^{obs}(\mathbf{x}, \eta; z)$ is the spatial average of the brightness temperature. By Eqs.(2.44) and (2.45), the brightness temperature is expressed as

$$\begin{aligned} \Delta \bar{T}_b^{obs} \left(\frac{\nu_{21}}{1+z} \right) &= \frac{3c^3 h_P A_{21} \bar{x}_{HI}(z) \bar{n}_H(z)}{32\pi k_B \nu_{21}^2 (1+z) H(z)} \left[1 - \frac{\bar{T}_\gamma(z)}{\bar{T}_S(z)} \right] \\ &\approx 27 \bar{x}_{HI}(z) \left(\frac{\Omega_b h^2}{0.023} \right) \left(\frac{0.15}{\Omega_m h^2} \frac{1+z}{10} \right)^{1/2} \left[1 - \frac{\bar{T}_\gamma(z)}{\bar{T}_S(z)} \right] \text{mK}. \end{aligned} \quad (4.2)$$

Here, we introduce the following fluctuations of each physical quantity,

$$\delta_X \equiv \frac{X - \bar{X}}{\bar{X}}, \quad (4.3)$$

where X means each quantity and \bar{X} is its spatial average. Additionally, we treat the contribution due to the peculiar velocity in Eq.(2.43) as a perturbation,

$$\delta_{\partial v} \equiv \frac{1+z}{H(z)} \frac{dv_{p\parallel}}{dr_{\parallel}}. \quad (4.4)$$

By using the fluctuations of each quantity, the brightness temperature Eq.(2.43) is expressed as

$$\begin{aligned}
\Delta T_b^{obs} &= \frac{3c^3 h_P A_{21} \bar{x}_{HI} (1 + \delta_{x_{HI}}) \bar{n}_H (1 + \delta_H)}{32\pi k_B \nu_{21}^2 (1+z) H(z)} \left[1 - \frac{\bar{T}_\gamma (1 + \delta_{T_\gamma})}{\bar{T}_S (1 + \delta_{T_S})} \right] (1 - \delta_{\partial v}) \\
&= \frac{3c^3 h_P A_{21}}{32\pi k_B \nu_{21}^2} \frac{\bar{x}_{HI} \bar{n}_H}{(1+z) H(z)} \left(1 - \frac{\bar{T}_\gamma}{\bar{T}_S} \right) (1 + \delta_{x_{HI}}) (1 + \delta_H) (1 - \delta_{\partial v}) \\
&\quad \times \frac{1}{1 + \delta_{T_S}} \left(1 - \frac{\bar{T}_\gamma}{\bar{T}_S} \right)^{-1} \left[1 + \delta_{T_S} - \frac{\bar{T}_\gamma + \bar{T}_\gamma \delta_{T_\gamma}}{\bar{T}_S} \right] \\
&= \Delta \bar{T}_b^{obs} (1 + \delta_{x_{HI}}) (1 + \delta_H) (1 - \delta_{\partial v}) \frac{1}{1 + \delta_{T_S}} \left[1 + \frac{\bar{T}_S \delta_{T_S} - \bar{T}_\gamma \delta_{T_\gamma}}{\bar{T}_S - \bar{T}_\gamma} \right]. \quad (4.5)
\end{aligned}$$

From now on, we treat the fluctuations of the number density of hydrogen (\sim proton) δ_H , the CMB temperature δ_{T_γ} and the contribution of peculiar velocity $\delta_{\partial v}$ as small perturbations, and neglect more than the second order terms of them. However, there are several situations in which the fluctuation of neutral fraction $\delta_{x_{HI}}$ becomes $\mathcal{O}(1)$, e.g. at the late stage of the epoch of reionization. Additionally, the spin temperature depends on the neutral fraction through the collisional transition process because the process depends on the amount of neutral hydrogen. Therefore, when $\delta_{x_{HI}}$ becomes $\mathcal{O}(1)$, the fluctuation of spin temperature δ_{T_S} has the potential to become $\mathcal{O}(1)$. According to these reasons, Eq.(4.5) is expressed as

$$\begin{aligned}
\Delta T_b^{obs} &= \Delta \bar{T}_b^{obs} (1 + \delta_{x_{HI}}) (1 + \delta_H) (1 - \delta_{\partial v}) \frac{1}{1 + \delta_{T_S}} \left[1 + \frac{\bar{T}_S \delta_{T_S} - \bar{T}_\gamma \delta_{T_\gamma}}{\bar{T}_S - \bar{T}_\gamma} \right] \\
&\approx \Delta \bar{T}_b^{obs} \frac{1}{1 + \delta_{T_S}} \left[1 + \delta_H + \delta_{x_{HI}} - \delta_{\partial v} + \frac{\bar{T}_S}{\bar{T}_S - \bar{T}_\gamma} \delta_{T_S} - \frac{\bar{T}_\gamma}{\bar{T}_S - \bar{T}_\gamma} \delta_{T_\gamma} \right. \\
&\quad + \left\{ \delta_H \delta_{x_{HI}} - \delta_{\partial v} \delta_{x_{HI}} + \frac{\bar{T}_S}{\bar{T}_S - \bar{T}_\gamma} \delta_{T_S} \delta_{x_{HI}} - \frac{\bar{T}_\gamma}{\bar{T}_S - \bar{T}_\gamma} \delta_{T_\gamma} \delta_{x_{HI}} \right. \\
&\quad \left. \left. + \frac{\bar{T}_S}{\bar{T}_S - \bar{T}_\gamma} \delta_{T_S} \delta_H - \frac{\bar{T}_S}{\bar{T}_S - \bar{T}_\gamma} \delta_{T_S} \delta_{\partial v} \right\} \right], \quad (4.6)
\end{aligned}$$

where the terms in $\{\cdot\}$ are second order contributions as a consequence of considering that $\delta_{x_{HI}}$ and δ_{T_S} may become $\mathcal{O}(1)$. By using Eqs.(4.1) and (4.6), δ_{21} is given by

$$\begin{aligned}
\delta_{21} &= \frac{1}{1 + \delta_{T_S}} \left[1 + \delta_H + \delta_{x_{HI}} - \delta_{\partial v} + \frac{\bar{T}_S}{\bar{T}_S - \bar{T}_\gamma} \delta_{T_S} - \frac{\bar{T}_\gamma}{\bar{T}_S - \bar{T}_\gamma} \delta_{T_\gamma} \right. \\
&\quad + \left\{ \delta_H \delta_{x_{HI}} - \delta_{\partial v} \delta_{x_{HI}} + \frac{\bar{T}_S}{\bar{T}_S - \bar{T}_\gamma} \delta_{T_S} \delta_{x_{HI}} - \frac{\bar{T}_\gamma}{\bar{T}_S - \bar{T}_\gamma} \delta_{T_\gamma} \delta_{x_{HI}} \right. \\
&\quad \left. \left. + \frac{\bar{T}_S}{\bar{T}_S - \bar{T}_\gamma} \delta_{T_S} \delta_H - \frac{\bar{T}_S}{\bar{T}_S - \bar{T}_\gamma} \delta_{T_S} \delta_{\partial v} \right\} \right] - 1. \quad (4.7)
\end{aligned}$$

4.1.2 In the case of $T_\gamma \ll T_S$

If the spin temperature is higher than the CMB one, the fluctuation of 21 cm line brightness temperature becomes a simpler form because we can neglect the dependences of T_S and T_γ in it. As we saw in the Chapter 3, after the star formation, around $z \sim 10$, the condition $T_\gamma \ll T_S$ is valid. Because the dependences on T_S and T_γ do not exist in the brightness temperature under this condition, we can also neglect their fluctuations δ_{T_S} and δ_{T_γ} . In this case, Eq.(4.7) reduces to

$$\begin{aligned} \delta_{21} &\approx [1 + \delta_H + \delta_{x_{HI}} - \delta_{\partial v} + \{\delta_H \delta_{x_{HI}} - \delta_{\partial v} \delta_{x_{HI}}\}] - 1 \\ &= \delta_H + \delta_{x_{HI}} - \delta_{\partial v} + \{\delta_H \delta_{x_{HI}} - \delta_{\partial v} \delta_{x_{HI}}\}. \end{aligned} \quad (4.8)$$

Since the fluctuation of the neutral fraction is also sufficiently small $\delta_{x_{HI}} \ll 1$ except for the end of the epoch of reionization, we can also neglect the terms in $\{\cdot\}$ in the Eq.(4.8). Therefore, the brightness temperature becomes the following simple form,

$$\delta_{21} \approx \delta_H + \delta_{x_{HI}} - \delta_{\partial v}. \quad (4.9)$$

Since we can use the above simple form as the 21 cm line fluctuations, we mainly focus on the epoch of reionization (around $z \sim 10$) in this thesis.

4.2 Power spectrum of 21 cm line radiation

4.2.1 Power spectrum of 21 cm line radiation

In this section, we introduce the power spectrum of 21 cm line radiation. By using the fluctuation of 21 cm line brightness temperature, the power spectrum of 21 cm line P_{21} is defined as

$$\langle \tilde{\delta}_{21}(\mathbf{k}) \tilde{\delta}_{21}(\mathbf{k}') \rangle = (2\pi)^3 \delta^D(\mathbf{k} + \mathbf{k}') P_{21}(\mathbf{k}), \quad (4.10)$$

where $\langle \cdot \rangle$ means ensemble average, $\delta^D(\cdot)$ is the Dirac delta function and $\tilde{(\cdot)}$ means the Fourier component of the quantity. Here, we define the Fourier and the inverse Fourier transformation as

$$\tilde{A}(\mathbf{k}) = \int_{-\infty}^{\infty} \int_{-\infty}^{\infty} \int_{-\infty}^{\infty} dx^3 e^{-i\mathbf{k}\cdot\mathbf{x}} A(\mathbf{x}), \quad (4.11a)$$

$$A(\mathbf{k}) = \int_{-\infty}^{\infty} \int_{-\infty}^{\infty} \int_{-\infty}^{\infty} \frac{dk^3}{(2\pi)^3} e^{i\mathbf{k}\cdot\mathbf{x}} \tilde{A}(\mathbf{k}). \quad (4.11b)$$

The power spectrum of 21 cm line has dependences on not only the absolute value of a wave vector $k = |\mathbf{k}|$ but also the angle between \mathbf{k} and a LOS direction. The dependence comes from the peculiar motion of a radiation source along the LOS. Therefore, we use \mathbf{k} as the argument of P_{21} . The power spectrum of 21 cm line generally has a very complicated

form. However, under the conditions of $T_\gamma \ll T_S$ and $\delta_{x_{HI}} \ll 1$, which are considered in the section 4.1.2, the spectrum reduces to a relatively simple form. In particular, under the condition of $\delta_{x_{HI}} \ll 1$, we can neglect the second order terms of the fluctuations. In this case, the fluctuation of 21 cm line can be expressed as

$$\tilde{\delta}_{21} = \tilde{\delta}_H + \tilde{\delta}_{x_{HI}} - \tilde{\delta}_{\partial v}. \quad (4.12)$$

By substituting Eq.(4.12) into Eq.(4.10), the power spectrum of 21 cm line P_{21} can be given by

$$\begin{aligned} \langle \tilde{\delta}_{21}(\mathbf{k}) \tilde{\delta}_{21}(\mathbf{k}') \rangle &= \left\langle \left[\tilde{\delta}_H(\mathbf{k}) + \tilde{\delta}_{x_{HI}}(\mathbf{k}) - \tilde{\delta}_{\partial v}(\mathbf{k}) \right] \left[\tilde{\delta}_H(\mathbf{k}') + \tilde{\delta}_{x_{HI}}(\mathbf{k}') - \tilde{\delta}_{\partial v}(\mathbf{k}') \right] \right\rangle \\ &= \langle \tilde{\delta}_H(\mathbf{k}) \tilde{\delta}_H(\mathbf{k}') \rangle + \langle \tilde{\delta}_{x_{HI}}(\mathbf{k}) \tilde{\delta}_{x_{HI}}(\mathbf{k}') \rangle + \langle \tilde{\delta}_{\partial v}(\mathbf{k}) \tilde{\delta}_{\partial v}(\mathbf{k}') \rangle \\ &\quad + \langle \tilde{\delta}_H(\mathbf{k}) \tilde{\delta}_{x_{HI}}(\mathbf{k}') \rangle + \langle \tilde{\delta}_{x_{HI}}(\mathbf{k}) \tilde{\delta}_H(\mathbf{k}') \rangle \\ &\quad - \langle \tilde{\delta}_H(\mathbf{k}) \tilde{\delta}_{\partial v}(\mathbf{k}') \rangle - \langle \tilde{\delta}_{\partial v}(\mathbf{k}) \tilde{\delta}_H(\mathbf{k}') \rangle \\ &\quad - \langle \tilde{\delta}_{x_{HI}}(\mathbf{k}) \tilde{\delta}_{\partial v}(\mathbf{k}') \rangle - \langle \tilde{\delta}_{\partial v}(\mathbf{k}) \tilde{\delta}_{x_{HI}}(\mathbf{k}') \rangle \\ &= (2\pi)^D \delta^D(\mathbf{k} + \mathbf{k}') \left[P_{\delta_H \delta_H}(\mathbf{k}) + P_{\delta_{x_{HI}} \delta_{x_{HI}}}(\mathbf{k}) + P_{\delta_{\partial v} \delta_{\partial v}}(\mathbf{k}) \right. \\ &\quad \left. + \{ P_{\delta_H \delta_{x_{HI}}}(\mathbf{k}) + P_{\delta_{x_{HI}} \delta_H}(\mathbf{k}) \} \right. \\ &\quad \left. - \{ P_{\delta_H \delta_{\partial v}}(\mathbf{k}) + P_{\delta_{\partial v} \delta_H}(\mathbf{k}) \} \right. \\ &\quad \left. - \{ P_{\delta_{x_{HI}} \delta_{\partial v}}(\mathbf{k}) + P_{\delta_{\partial v} \delta_{x_{HI}}}(\mathbf{k}) \} \right], \quad (4.13) \end{aligned}$$

$$\begin{aligned} \longrightarrow \quad P_{21}(\mathbf{k}) &= P_{\delta_H \delta_H}(\mathbf{k}) + P_{\delta_{x_{HI}} \delta_{x_{HI}}}(\mathbf{k}) + P_{\delta_{\partial v} \delta_{\partial v}}(\mathbf{k}) \\ &\quad + \{ P_{\delta_H \delta_{x_{HI}}}(\mathbf{k}) + P_{\delta_{x_{HI}} \delta_H}(\mathbf{k}) \} \\ &\quad - \{ P_{\delta_H \delta_{\partial v}}(\mathbf{k}) + P_{\delta_{\partial v} \delta_H}(\mathbf{k}) \} \\ &\quad - \{ P_{\delta_{x_{HI}} \delta_{\partial v}}(\mathbf{k}) + P_{\delta_{\partial v} \delta_{x_{HI}}}(\mathbf{k}) \}, \quad (4.14) \end{aligned}$$

where we define the power spectra $P_{\delta_A \delta_B}$ of fluctuations δ_A, δ_B as

$$\langle \tilde{\delta}_A(\mathbf{k}) \tilde{\delta}_B(\mathbf{k}') \rangle = (2\pi)^3 \delta^D(\mathbf{k} + \mathbf{k}') P_{\delta_A \delta_B}(\mathbf{k}). \quad (4.15)$$

By introducing the following notation,

$$P_{\{\delta_A \delta_B\}}(\mathbf{k}) = \frac{1}{2} \{ P_{\delta_A \delta_B}(\mathbf{k}) + P_{\delta_B \delta_A}(\mathbf{k}) \}, \quad (4.16)$$

we can rewrite Eq.(4.14) as

$$\begin{aligned} P_{21}(\mathbf{k}) &= P_{\delta_H \delta_H}(k) + P_{\delta_{x_{HI}} \delta_{x_{HI}}}(k) + P_{\delta_{\partial v} \delta_{\partial v}}(\mathbf{k}) \\ &\quad + 2P_{\delta_H \delta_{x_{HI}}}(k) - 2P_{\{\delta_H \delta_{\partial v}\}}(\mathbf{k}) - 2P_{\{\delta_{x_{HI}} \delta_{\partial v}\}}(\mathbf{k}), \quad (4.17) \end{aligned}$$

where we use that $P_{\delta_H \delta_H}(\mathbf{k})$, $P_{\delta_{HI} \delta_{HI}}(\mathbf{k})$ and $P_{\{\delta_H \delta_{x_{HI}}\}}(\mathbf{k})$ have only the dependence on the absolute value of \mathbf{k} .

Next, we introduce the cosine of the angle between a LOS direction and a wave vector,

$$\mu \equiv \frac{k_{\parallel}}{|\mathbf{k}|}, \quad (4.18)$$

k_{\parallel} : the component of the wave vector \mathbf{k} along a LOS,

and the following growth factor, which is defined by the growing mode D^+ of a density fluctuation ^{#1},

$$f \equiv \frac{a}{D^+} \frac{D^+}{da} = \frac{d \ln D^+}{d \ln a}. \quad (4.19)$$

By using μ , f and density fluctuation of baryons $\tilde{\delta}_H$, we can rewrite the contribution of peculiar velocity $\delta_{\partial v}$ as

$$\tilde{\delta}_{\partial v} \approx -\mu^2 f \tilde{\delta}_H. \quad (4.20)$$

The detail of this relation is shown in the Chapter 5. By using this relation, the power spectrum of 21 cm line is expressed as

$$\begin{aligned} P_{21}(k, \mu) = & P_{\delta_H \delta_H}(k) + P_{\delta_{x_{HI}} \delta_{x_{HI}}}(k) + 2P_{\delta_H \delta_{x_{HI}}}(k) \\ & + 2\mu^2 f P_{\delta_H \delta_H}(k) + 2\mu^2 f P_{\delta_{x_{HI}} \delta_H}(k) + \mu^4 f^2 P_{\delta_H \delta_H}(k), \end{aligned} \quad (4.21)$$

In the Eq.(4.21), it is important that the term of μ^4 only depends on the power spectrum of baryons, which almost traces the matter power spectrum in large scales. Therefore, in principle, we can get the information of matter fluctuations from the 21 cm line power spectrum even if we can not understand the behavior of fluctuations of neutral fraction $\delta_{x_{HI}}$.

4.2.2 Power spectrum of ionization fraction

Since the epoch of reionization is the matter dominated era, the growth factor becomes $f \approx 1$. Furthermore, in large scales, we can assume that fluctuations of hydrogen (\sim baryons) trace those of matters ($P_{\delta_H \delta_H}(k) = P_{\delta \delta}(k)$ and $P_{\delta_{x_{HI}} \delta_H}(k) = P_{\delta_{x_{HI}} \delta}(k)$). Therefore, the power spectrum can be rewritten as

$$P_{T_b}(k, \mu) \equiv (\Delta \bar{T}_b^{obs})^2 P_{21}(k, \mu) = P_{\mu^0}(k) + \mu^2 P_{\mu^2}(k) + \mu^4 P_{\mu^4}(k), \quad (4.22)$$

where we use the following notations,

$$P_{\mu^0}(k) \equiv \mathcal{P}_{\delta \delta}(k) - 2\mathcal{P}_{x \delta}(k) + \mathcal{P}_{xx}(k), \quad (4.23a)$$

$$P_{\mu^2}(k) \equiv 2(\mathcal{P}_{\delta \delta}(k) - \mathcal{P}_{x \delta}(k)), \quad (4.23b)$$

$$P_{\mu^4}(k) \equiv \mathcal{P}_{\delta \delta}(k), \quad (4.23c)$$

^{#1} The growth factor f is generally $\mathcal{O}(1)$, e.g. in the matter dominated Universe, $f = 1$ because of $D^+ \propto a$.

z	\bar{x}_H	b_{xx}^2	R_{xx} [Mpc]	α_{xx}	γ_{xx}	$b_{x\delta}^2$	$R_{x\delta}$ [Mpc]	$\alpha_{x\delta}$
9.2	0.9	0.208	1.24	-1.63	0.38	0.45	0.56	-0.4
8.0	0.7	2.12	1.63	-0.1	1.35	1.47	0.62	0.46
7.5	0.5	9.9	1.3	1.6	2.3	3.1	0.58	2.0
7.0	0.3	77.0	3.0	4.5	2.05	8.2	0.143	28.0

Table 4.1: Fiducial values for the parameters in $\mathcal{P}_{xx}(k)$ and $\mathcal{P}_{x\delta}(k)$ (See Eqs. (4.25a) and (4.25b)) [72].

$$\mathcal{P}_{\delta\delta}(k) \equiv (\Delta\bar{T}_b^{obs})^2 P_{\delta\delta}(k), \quad (4.24a)$$

$$\mathcal{P}_{x\delta}(k) \equiv (\Delta\bar{T}_b^{obs})^2 \frac{\bar{x}_i}{\bar{x}_{HI}} P_{x\delta}(k), \quad (4.24b)$$

$$\mathcal{P}_{xx}(k) \equiv (\Delta\bar{T}_b^{obs})^2 \left(\frac{\bar{x}_i}{\bar{x}_{HI}} \right)^2 P_{xx}(k). \quad (4.24c)$$

Here, instead of the power spectra of neutral fraction x_{HI} ($= 1 - x_i$), we use those of ionization fraction x_i , $P_{x\delta}$ and P_{xx} . The ionization fraction spectra are defined in the same manner as Eq. (4.15) for its fluctuation δ_{xi} .

$P_{x\delta}$ and P_{xx} can be neglected as long as we consider eras when the IGM is completely neutral. However, after the reionization starts, these two spectra significantly contribute to the 21 cm line power spectrum. Although a rigorous evaluation of these power spectra may need some numerical simulations, we adopt the treatment given in Ref. [72], where it is assumed that $\mathcal{P}_{x\delta}$ and \mathcal{P}_{xx} have specific forms which match simulations of radiative transfer in Refs. [73, 74]. The explicit forms of the power spectra are parametrized to be

$$\mathcal{P}_{xx}(k) = b_{xx}^2 [1 + \alpha_{xx}(kR_{xx}) + (kR_{xx})^2]^{-\gamma_{xx}/2} \mathcal{P}_{\delta\delta}(k), \quad (4.25a)$$

$$\mathcal{P}_{x\delta}(k) = b_{x\delta}^2 e^{-\alpha_{x\delta}(kR_{x\delta}) - (kR_{x\delta})^2} \mathcal{P}_{\delta\delta}(k), \quad (4.25b)$$

where b_{xx} , $b_{x\delta}$, α_{xx} , γ_{xx} and $\alpha_{x\delta}$ are parameters which characterize the amplitudes and the shapes of the spectra. R_{xx} and $R_{x\delta}$ represent the effective size of ionized bubbles. In our analysis, we adopt the values listed in Table 4.1 as the fiducial values of these parameters.

Chapter 5

Density fluctuations and neutrino properties [75, 76]

In this chapter, we start discussing influences of neutrinos on the growth of density fluctuations. Note that we use Planck units ($c = 1$, $\hbar = 1$, $k_B = 1$), and metric signature is $(-+++)$, in this chapter.

5.1 Density fluctuations [75, 77]

5.1.1 Equations of density fluctuations

In this section, we review the treatment of density fluctuations in first order. Here, we assume the homogeneous and isotropic Universe, and neglect the spatial curvature. Besides, we only consider the scalar component.

In the conformal Newtonian gauge, the perturbed Friedmann-Lemaître-Robertson-Walker metric is given by

$$ds^2 = -a^2(\eta) [\{1 + 2\psi(\eta, \mathbf{x})\} d\eta^2 - \{1 - 2\phi(\eta, \mathbf{x})\} \delta_{ij} dx^i dx^j], \quad (5.1)$$

where \mathbf{x} is a comoving coordinate and we use conformal time $dt \equiv a d\eta$ (t is the cosmic time). The energy momentum tensor is given by

$$T^{\mu\nu} = p g^{\mu\nu} + (\rho + p) u^\mu u^\nu + \Sigma^i_j, \quad (5.2)$$

where Σ^i_j is the traceless ($\Sigma^i_i = 0$) anisotropic stress tensor, which is treated as a perturbation, p is the pressure, ρ is the energy density, u^μ is the four velocity, $g^{\mu\nu}$ is the metric tensor, the Greek indices are $\mu = 0, 1, 2, 3$, and roman indices are $i = 1, 2, 3$. Here, the velocity of fluid is expressed as

$$v^i \equiv \frac{u^i}{u^0} = \frac{dx^i}{d\eta}, \quad (5.3)$$

and we also treat this v^i as a perturbation. The four velocity is written as

$$u^\mu = \frac{dx^\mu}{\sqrt{-ds^2}} = \frac{d\eta}{\sqrt{-ds^2}}(1, v^1, v^2, v^3). \quad (5.4)$$

By using the condition of $u^\mu u_\nu = 1$, we find the following relation,

$$\begin{aligned} g_{\mu\nu}u^\mu u^\nu &= g_{00}u^0u^0 + g_{0i}u^0u^i + g_{i0}u^i u^0 + g_{ij}u^i u^j = 1, \\ \longrightarrow g_{00} \left(\frac{d\eta}{\sqrt{-ds^2}} \right)^2 + \mathcal{O}(\text{Second order}) &= 1, \\ \longrightarrow \frac{d\eta}{\sqrt{-ds^2}} &= (-g_{00})^{-1/2} \approx \frac{1}{a}(1 - \psi). \end{aligned} \quad (5.5)$$

In addition, the four velocity Eq.(5.4) can be rewritten as

$$u^\mu = \frac{1}{a}(1 - \psi, v^1, v^2, v^3). \quad (5.6)$$

Therefore, the components of the energy momentum tensor in first order are given as

$$T^0_0 = T^{0\alpha}g_{\alpha 0} \approx -\rho, \quad (5.7a)$$

$$T^0_i = T^{0\alpha}g_{\alpha i} \approx (\rho + p)v_i, \quad (5.7b)$$

$$T^i_0 = T^{i\alpha}g_{\alpha 0} \approx -(\rho + p)v^i, \quad (5.7c)$$

$$T^i_j = T^{i\alpha}g_{\alpha j} \approx p\delta^i_j + \Sigma^i_j, \quad (5.7d)$$

By writing the perturbations of ρ , p to be $\delta\rho$, δp and its spatial averages to be $\bar{\rho}$, \bar{p} , the total energy momentum tensor is given by

$$T^0_0 \approx -\bar{\rho} + \delta\rho = -\bar{\rho}(1 + \delta), \quad (5.8a)$$

$$T^0_i \approx (\bar{\rho} + \bar{p})v_i, \quad (5.8b)$$

$$T^i_0 \approx -(\bar{\rho} + \bar{p})v^i, \quad (5.8c)$$

$$T^i_j \approx \bar{p}\delta^i_j + \delta p\delta^i_j + \Sigma^i_j, \quad (5.8d)$$

where we define the following density fluctuation,

$$\delta \equiv \frac{\delta\rho}{\bar{\rho}}, \quad (5.9)$$

From now on, we use this density fluctuation as the perturbation of energy density.

By using Eqs.(5.1), (5.8d) and the Einstein equation, we can get the following equations

of these perturbations,

$$-k^2\tilde{\phi} - 3\mathcal{H}(\tilde{\phi}' + \mathcal{H}\tilde{\psi}) = 4\pi G a^2 \sum_a \bar{\rho}_a \tilde{\delta}_a \quad (5.10a)$$

$$k^2(\tilde{\phi}' + \mathcal{H}\tilde{\psi}) = 4\pi G a^2 \sum_a (\bar{\rho}_a + \bar{p}_a) \tilde{\theta}_a \quad (5.10b)$$

$$\tilde{\phi}'' + \mathcal{H}(\tilde{\psi}' + 2\tilde{\phi}') + (2\mathcal{H}' + \mathcal{H}^2)\tilde{\phi} + \frac{k^2}{3}(\tilde{\phi} - \tilde{\psi}) = 4\pi G a^2 \sum_a \tilde{\delta} p_a \quad (5.10c)$$

$$k^2(\tilde{\phi} - \tilde{\psi}) = 12\pi G a^2 \sum_a (\bar{\rho}_a + \bar{p}_a) \tilde{\sigma}_a, \quad (5.10d)$$

where index a means each fluid component, and $(\tilde{\cdot})$ means the Fourier component (the Fourier transformation is given by Eq.(4.11a)), $(\cdot)'$ means the derivative with respect to the conformal time $(\cdot)' \equiv \partial/\partial\eta$ and \mathcal{H} is the comoving Hubble parameter $\mathcal{H} \equiv \frac{a'}{a} = aH$ (H is the physical Hubble parameter $H = \frac{1}{a} \frac{da}{dt}$). Additionally, we define the following quantities,

$$\tilde{\theta}_a \equiv ik^i \tilde{v}_{ai}, \quad (5.11a)$$

$$(\bar{\rho}_a + \bar{p}_a) \tilde{\sigma}_a \equiv -\frac{1}{k^2} \left(k_i k^j - \frac{1}{3} \delta_i^j \right) \tilde{\Sigma}_a^i{}^j, \quad (5.11b)$$

By using Eq.(5.10a) and (5.10b), we can obtain the equation about ϕ ,

$$k^2\tilde{\phi} = -4\pi G a^2 \sum_a \left(\bar{\rho}_a \tilde{\delta}_a + \frac{3\mathcal{H}}{k^2} (\bar{\rho}_a + \bar{p}_a) \tilde{\theta}_a \right). \quad (5.12)$$

According to the conservation of energy and momentum $T^{\mu\nu}{}_{;\mu} = 0$ (where $;\mu$ means a conformal derivative with respect to μ), we get the following equations,

time component : $\nu = 0$

$$\tilde{\delta}' = -(1+w)(\tilde{\theta} - 3\tilde{\phi}') - 3\mathcal{H} \left(\frac{\tilde{\delta} p}{\tilde{\delta} \rho} - w \right) \tilde{\delta}, \quad (5.13a)$$

spatial component : $\nu = i$

$$\tilde{\theta}' = -\mathcal{H}(1-3w)\tilde{\theta} - \frac{w'}{1+w}\tilde{\theta} + \frac{1}{1+w} \frac{\tilde{\delta} p}{\tilde{\delta} \rho} k^2 \tilde{\delta} - k^2 \tilde{\delta} - k^2 \tilde{\sigma} + k^2 \tilde{\psi}, \quad (5.13b)$$

where $\theta \equiv \partial^i v_i$, and we use the equation of state $p = w\rho$. Note that these equations are not independent of the Einstein equation.

5.1.2 Equations of matter fluctuations

Below we consider matter fluctuations. We include cold dark matter (c), baryons (b), non-relativistic neutrino (ν) as the matter (we show the behavior of neutrinos in the next section).

Cold Dark Matter (CDM)

Cold dark matter (CDM) is a component of non-relativistic particles and does not interact (or weakly) with the other particles except for the gravity, and we can neglect the pressure. Therefore, we can treat it as a perfect fluid. By Eq.(5.13b) and the conservation law of energy and momentum about CDM, the evolution equations of CDM fluctuations δ_c are given by

$$\tilde{\delta}'_c = -ik\tilde{v}_c + 3\tilde{\phi}', \quad (5.14a)$$

$$\tilde{v}'_c = -\mathcal{H}\tilde{v}_c - ik\tilde{\psi}, \quad (5.14b)$$

where we set $\theta_c = ik^i v_{ci} = ikv_c$.

Baryons

Since baryons are strongly combined with electrons through the Coulomb interaction, we treat them as mixed fluid here. After electrons and positrons annihilate each other, baryons behave as a non-relativistic fluid. Therefore, we can neglect their pressure and anisotropic stress. According to the transportation of the energy and the momentum through the scattering, we can get the following equations of fluctuations of baryons,

$$\tilde{\delta}'_b = -ik\tilde{v}_b + 3\tilde{\phi}', \quad (5.15a)$$

$$\tilde{v}'_b = -\mathcal{H}\tilde{v}_b - ik\tilde{\psi} - \frac{4\bar{\rho}_\gamma}{3\bar{\rho}_b}a(\eta)n_e\sigma_T(\tilde{v}_b - \tilde{v}_\gamma), \quad (5.15b)$$

where the third term of the left hand side of Eq.(5.15b) means the interaction between baryons and photons, γ means quantities of photons, $a(\eta)$ is the scale factor, n_e is the number density of electrons, and σ_T is the cross section of the Thomson scattering.

Below, we consider epochs related to the observation of 21 cm line $10 \lesssim z \lesssim 300$. Since the interaction between baryons and photons is decoupled in these epochs, we neglect the term related to the interaction in Eq.(5.15b). Therefore, the equations of fluctuations of baryons reduce to those of CDM. Furthermore, we can neglect the anisotropic stress of non-relativistic matters, and get the relation $\tilde{\phi} = \tilde{\psi}$ from Eq.(5.10d). Because the Universe is dominated by the matter in these epochs, the energy density of radiation components $\bar{\rho}_\gamma$ in Eq.(5.12) can be neglected in comparison with those of matter components $\bar{\rho}_m \equiv$

$\bar{\rho}_c + \bar{\rho}_b + \bar{\rho}_\nu$, where $\bar{\rho}_\nu$ includes the energy density of neutrino and anti-neutrino. Besides, we consider only sub-horizon scale ($aH = \mathcal{H} \ll k$) here, and can neglect the terms related to $\tilde{\theta}_a$ in the right hand side of Eq.(5.12). According to these conditions, we obtain the following equations of the fluctuations,

$$\tilde{\delta}'_c = -ik\tilde{v}_c - 3\tilde{\phi}', \quad (5.16a)$$

$$\tilde{v}'_c = -\mathcal{H}\tilde{v}_c - ik\tilde{\phi}, \quad (5.16b)$$

$$\tilde{\delta}'_b = -ik\tilde{v}_b - 3\tilde{\phi}', \quad (5.16c)$$

$$\tilde{v}'_b = -\mathcal{H}\tilde{v}_b - ik\tilde{\phi}, \quad (5.16d)$$

$$k^2\tilde{\phi} = -4\pi Ga^2(\bar{\rho}_b\tilde{\delta}_b + \bar{\rho}_c\tilde{\delta}_c + \bar{\rho}_\nu\tilde{\delta}_\nu). \quad (5.16e)$$

5.2 Free-streaming behavior of neutrinos [75, 78]

5.2.1 Free-streaming length

Neutrinos are very light collisionless particles. Therefore, they have free motion (the free-streaming) due to their large thermal velocity v_{th} , and a typical scale of the motion is about $\sim v_{th}/H$. The scale is called the free-streaming length λ_{FS} . Here, we can define it as

$$k_{FS}(t) \equiv \left(\frac{4\pi G \bar{\rho}(t) a^2(t)}{v_{th}^2(t)} \right)^{1/2}, \quad (5.17a)$$

$$\lambda_{FS}(t) = 2\pi \frac{a(t)}{k_{FS}(t)} = 2\pi \sqrt{\frac{2}{3}} \frac{v_{th}(t)}{H(t)}. \quad (5.17b)$$

This definition is similar to the Jeans-length.

When neutrinos are relativistic particles ($m_\nu \ll T_\nu$, where m_ν is the neutrino mass, T_ν is the temperature of the neutrinos.), their velocity is almost light speed. Therefore, the free-streaming scale is same as the Hubble horizon scale. However, after the neutrinos become non-relativistic particles ($m_\nu \gg T_\nu$), the thermal velocity becomes smaller and we can estimate it at

$$v_{th} \simeq \frac{a_{nr}}{a} = \frac{T_{\nu 0}}{T_{nr}} \frac{a_0}{a} \simeq T_{\nu 0} \frac{3}{m_\nu} \frac{a_0}{a} \simeq 150(1+z) \left(\frac{1\text{eV}}{m_\nu} \right) \text{ km s}^{-1}, \quad (5.18)$$

where we use the relation between the present temperature of the neutrinos $T_{\nu 0}$ and the CMB temperature $T_{\gamma 0}$, $T_{\nu 0} = (4/11)^{1/3} T_{\gamma 0}$. When the Universe is dominated by matters and dark energy, the free-free steaming length and the corresponding wave number are

expressed as

$$\lambda_{FS}(t) = 7.7 \frac{1+z}{\sqrt{\Omega_\Lambda + \Omega_m(1+z)^3}} \left(\frac{1\text{eV}}{m_\nu} \right) h^{-1} \text{Mpc}, \quad (5.19a)$$

$$k_{FS}(t) = 0.82 \frac{\sqrt{\Omega_\Lambda + \Omega_m(1+z)^3}}{(1+z)^2} \left(\frac{m_\nu}{1\text{eV}} \right) h \text{Mpc}^{-1}, \quad (5.19b)$$

where Ω_m is the present density parameter of the matters, Ω_Λ is that of the cosmological constant, and h is the dimensionless Hubble parameter $H_0 = 100h \text{km s}^{-1} \text{Mpc}^{-1}$.

When we consider the matter dominated Universe, the free-streaming length behaves like $\lambda_{FS} \propto (aH)^{-1} \propto t^{1/3}$. However, the ‘‘comoving’’ free-streaming length behaves like $\lambda_{FS}/a \propto (a^2H)^{-1} \propto t^{-1/3}$ because the time dependence of the scale factor is $a \propto t^{2/3}$. According to the transition temperature $3T_{nr} = m_\nu$, we obtain the following relation,

$$\begin{aligned} \frac{a_{nr}}{a_0} &= \frac{T_{\nu 0}}{T_{nr}}, \\ \longrightarrow (1+z) &= \frac{T_{nr}}{T_{\nu 0}} = \frac{m_\nu}{3T_{\nu 0}} \simeq 2.0 \times 10^3 \left(\frac{m_\nu}{\text{eV}} \right). \end{aligned} \quad (5.20)$$

Therefore, by using Eq.(5.19b), the minimum wave number k_{nr} (the maximum free streaming length) is given by

$$k_{nr} \simeq 0.018 \Omega_m^{1/2} \left(\frac{m_\nu}{1\text{eV}} \right)^{1/2} h \text{Mpc}^{-1}. \quad (5.21)$$

Because of the free-streaming behavior, the fluctuation of neutrinos is erased in scales which are smaller than the free-streaming length. Therefore, the energy density of neutrinos does not contribute to the gravitational growth of the other matter fluctuations in such scales. In contrast, the free-streaming behavior is neglected in scales which are larger than the free-streaming length. In particular, in the scales of $k < k_{nr}$, the fluctuation of neutrinos have never been affected by the free-streaming behavior. Therefore, the neutrinos contributes to the growth of the density fluctuations like CDM in such a large scale.

5.2.2 Large scale behavior of neutrinos

First, we consider scales which are larger than the free-streaming length of neutrinos ($k < k_{FS}$). Since we can treat the neutrinos same as CDM in this case, the equations of CDM, baryons and neutrinos are same ones. Therefore, we can express these fluctuations as $\delta_c \sim \delta_b \sim \delta_\nu$ and $v_c \sim v_b \sim v_\nu$. By writing these fluctuations as δ_m , the equations of these fluctuations are given by

$$\tilde{\delta}'_m = -ik\tilde{v}_m + 3\tilde{\phi}', \quad (5.22a)$$

$$\tilde{v}_m' = -\mathcal{H}\tilde{v}_m - ik\tilde{\phi}, \quad (5.22b)$$

$$k^2\tilde{\phi} = -4\pi G a^2 (\bar{\rho}_b + \bar{\rho}_c + \bar{\rho}_\nu) \tilde{\delta}_m = -4\pi G a^2 \bar{\rho}_m \tilde{\delta}_m. \quad (5.22c)$$

By using Eqs.(5.22a) and (5.22b), we can obtain the following second order derivative equation,

$$\tilde{\delta}_m'' + \mathcal{H}\tilde{\delta}_m' = -k^2\tilde{\phi} + 3\left(\tilde{\phi}'' + \mathcal{H}\tilde{\phi}'\right). \quad (5.23)$$

In the sub-horizon scale, the main contribution of the source term in the left hand side is $-k^2\tilde{\phi}$. By substituting Eq.(5.22c) into Eq.(5.23) and using the Friedmann equation,

$$\mathcal{H}^2 = \frac{8\pi G}{3}\bar{\rho}a^2, \quad (5.24)$$

we can obtain

$$\left(1 + \frac{9}{2}\frac{\mathcal{H}^2}{k^2}\right)\tilde{\delta}_m'' + \mathcal{H}\left(1 - \frac{9}{2}\frac{\mathcal{H}^2}{k^2}\right)\tilde{\delta}_m' = \frac{3}{2}\mathcal{H}^2\left(1 - \frac{3}{2}\frac{\mathcal{H}^2}{k^2}\right)\tilde{\delta}_m, \quad (5.25)$$

where we assume the matter dominated Universe $\bar{\rho} \propto a^{-3}$. When we consider sub-horizon scale $\mathcal{H}/k \ll 1$, Eq.(5.25) is approximated as

$$\tilde{\delta}_m'' + \mathcal{H}\tilde{\delta}_m' = \frac{3}{2}\mathcal{H}^2\tilde{\delta}_m. \quad (5.26)$$

We can get the same equation if we neglect the terms $\tilde{\phi}'$ and $\tilde{\phi}''$ in Eq.(5.23). By Eq.(5.26), the equation of $\tilde{\delta}_m$ is given by

$$\tilde{\delta}_m'' + \mathcal{H}\tilde{\delta}_m' = 4\pi G a^2 \bar{\rho}_m \tilde{\delta}_m. \quad (5.27)$$

By the translation of variables from η to the scale factor a , the differential of η is written as

$$\frac{\partial}{\partial \eta} = \frac{da}{\partial \eta} \frac{\partial}{\partial a} = a\mathcal{H} \frac{\partial}{\partial a} = a^2 H \frac{\partial}{\partial a}. \quad (5.28)$$

Therefore, the left hand side of Eq.(5.27) becomes

$$\begin{aligned} \tilde{\delta}_m'' + \mathcal{H}\tilde{\delta}_m' &= a^2 H \frac{\partial}{\partial a} \left(a^2 H \frac{\partial}{\partial a} \tilde{\delta}_m \right) + a H a^2 H \frac{\partial}{\partial a} \tilde{\delta}_m \\ &= a^4 H^2 \frac{\partial^2 \tilde{\delta}_m}{\partial a^2} + a^3 H^2 \left(3 + \frac{d \ln H}{d \ln a} \right) \frac{\partial \tilde{\delta}_m}{\partial a}. \end{aligned} \quad (5.29)$$

By differentiating the following Friedmann equation with respect to the scale factor a ,

$$\begin{aligned} H^2 &= \frac{8\pi G}{3}\bar{\rho} \\ &= H_0^2 \left(\frac{\Omega_m}{a^3} + \Omega_\Lambda \right), \end{aligned} \quad (5.30)$$

we can obtain the following relation,

$$2H \frac{dH}{da} = -3H_0^2 \Omega_m \frac{1}{a^4}. \quad (5.31)$$

Furthermore, by differentiating Eq.(5.31) $\times a^3$,

$$\begin{aligned} \frac{d}{da} \left(a^3 H \frac{dH}{da} \right) &= \frac{d}{da} \left(-\frac{3}{2} a^3 H_0^2 \Omega_m \frac{1}{a^4} \right) \\ &= -\frac{3}{2} H_0^2 \frac{\Omega_m}{a^3} a \\ &= 4\pi G \bar{\rho}_m a, \\ \longrightarrow 4\pi G a^2 \bar{\rho}_m &= a \frac{d}{da} \left(a^3 H \frac{dH}{da} \right), \end{aligned} \quad (5.32)$$

we can write the right hand side of Eq.(5.27) as

$$4\pi G a^2 \bar{\rho}_m \tilde{\delta}_m = a \frac{d}{da} \left(a^3 H \frac{dH}{da} \right) \tilde{\delta}_m. \quad (5.33)$$

By using Eqs.(5.29) and (5.33), Eq (5.27) is expressed to be

$$a^4 H^2 \frac{\partial^2 \tilde{\delta}_m}{\partial a^2} + a^3 H^2 \left(3 + \frac{d \ln H}{d \ln a} \right) \frac{\partial \tilde{\delta}_m}{\partial a} - a \frac{d}{da} \left(a^3 H \frac{dH}{da} \right) \tilde{\delta}_m = 0. \quad (5.34)$$

Additionally, the factor of the second term of Eq.(5.34) is rewritten as

$$\begin{aligned} a^3 H^2 \left(3 + \frac{d \ln H}{d \ln a} \right) &= a^3 H^2 \left(\frac{d \ln(a^3 H^2 / H)}{d \ln a} \right) \\ &= a^4 H^2 \left\{ \frac{d \ln(a^3 H^2)}{da} - \frac{d \ln H}{da} \right\} \\ &= a \left\{ \frac{d(a^3 H^2)}{da} - a^3 H \frac{dH}{da} \right\}. \end{aligned} \quad (5.35)$$

Therefore, Eq. (5.34) reduces to

$$\begin{aligned} a \left[\left\{ a^3 H^2 \frac{\partial^2 \tilde{\delta}_m}{\partial a^2} + \frac{d(a^3 H^2)}{da} \frac{\partial \tilde{\delta}_m}{\partial a} \right\} - \left\{ a^3 H \frac{dH}{da} \frac{\partial \tilde{\delta}_m}{\partial a} + \frac{d}{da} \left(a^3 H \frac{dH}{da} \right) \tilde{\delta}_m \right\} \right] &= 0 \\ \longrightarrow \left[\frac{\partial}{\partial a} \left(a^3 H^2 \frac{\partial \tilde{\delta}_m}{\partial a} \right) - \frac{\partial}{\partial a} \left(a^3 H \frac{dH}{da} \tilde{\delta}_m \right) \right] &= 0 \\ \longrightarrow \frac{\partial}{\partial a} \left[a^3 H^2 \frac{\partial}{\partial a} \left(\frac{\tilde{\delta}_m}{H} \right) \right] &= 0. \end{aligned} \quad (5.36)$$

The solution of this equation can be derived analytically and it is given by

$$\begin{aligned} \frac{\partial}{\partial a} \left[a^3 H^2 \frac{\partial}{\partial a} \left(\frac{\tilde{\delta}_m}{H} \right) \right] &= 0 \quad \longrightarrow \quad a^3 H^2 \frac{\partial}{\partial a} \left(\frac{\tilde{\delta}_m}{H} \right) = A(\mathbf{k}), \\ \longrightarrow \quad \tilde{\delta}_m(\mathbf{k}, a) &= A(\mathbf{k}) H(a) \int^a \frac{da'}{a'^3 H(a')^3} + B(\mathbf{k}) H(a), \end{aligned} \quad (5.37)$$

where $A(\mathbf{k})$ and $B(\mathbf{k})$ are the arbitrary function with respect to η (or a). The first and second terms mean the growing and decaying solutions, respectively. When the Universe is dominated by matter, by using Eq.(5.30), this solution reduces to

$$\begin{aligned} \tilde{\delta}_m(\mathbf{k}, a) &= A(\mathbf{k}) H_0 \left(\frac{\Omega_m}{a^3} \right)^{\frac{1}{2}} \int^a \frac{da'}{a'^3 H_0^3 (\Omega_m/a'^3)^{3/2}} + B(\mathbf{k}) H_0 \left(\frac{\Omega_m}{a^3} \right)^{\frac{1}{2}} \\ &= A(\mathbf{k}) \frac{2}{5 H_0^2 \Omega_m} a + B(\mathbf{k}) H_0 \sqrt{\Omega_m} a^{-\frac{3}{2}}. \end{aligned} \quad (5.38)$$

From now on, we express the growing and decaying solutions as $D^+(a)$ and $D^-(a)$, respectively. In Eq.(5.38), we find that the growing solution (first term) behaves like $D^+(a) \propto a$. In contrast the decaying solution (second term) behaves like $D^-(a) \propto a^{-3/2}$.

5.2.3 Small scale behavior of neutrinos

Here, we consider scales which are smaller than the free-streaming length ($k_{FS} < k$). In this case, the fluctuation of neutrinos does not grow, but those of CDM and baryons can do. According to this, these fluctuations become $\tilde{\delta}_\nu \ll \tilde{\delta}_b, \tilde{\delta}_c$. Since the energy density of neutrinos is $\bar{\rho}_\nu \ll \bar{\rho}_b, \bar{\rho}_c$, the product of the energy density and the density fluctuation also becomes $\bar{\rho}_\nu \tilde{\delta}_\nu \ll \bar{\rho}_b \tilde{\delta}_b, \bar{\rho}_c \tilde{\delta}_c$. Therefore, the source term of the left hand side of Eq.(5.16e) reduces to

$$-4\pi G a^2 (\bar{\rho}_b \tilde{\delta}_b + \bar{\rho}_c \tilde{\delta}_c + \bar{\rho}_\nu \tilde{\delta}_\nu) \approx -4\pi G a^2 (\bar{\rho}_b \tilde{\delta}_b + \bar{\rho}_c \tilde{\delta}_c). \quad (5.39)$$

Because baryons and CDM obey the same equation, these are $\tilde{\delta}_b \sim \tilde{\delta}_c$ and we can express them as $\tilde{\delta}_m$ below.

Here, we define the ratio of the energy density of non-relativistic neutrino to that of matter as

$$f_\nu \equiv \frac{\bar{\rho}_\nu}{\bar{\rho}_m} = \frac{\Omega_\nu}{\Omega_m} = \frac{\Omega_\nu}{\Omega_c + \Omega_b + \Omega_\nu}. \quad (5.40)$$

By using this, we can rewrite Eq.(5.39) as

$$\begin{aligned} -4\pi G a^2 (\bar{\rho}_b \tilde{\delta}_b + \bar{\rho}_c \tilde{\delta}_c) &= -4\pi G a^2 (\bar{\rho}_b + \bar{\rho}_c) \tilde{\delta}_m \\ &= -4\pi G a^2 (\bar{\rho}_m - \bar{\rho}_\nu) \tilde{\delta}_m \\ &= -4\pi G a^2 \bar{\rho}_m (1 - f_\nu) \tilde{\delta}_m. \end{aligned} \quad (5.41)$$

According to them, we can obtain the following equations of the density fluctuation,

$$\tilde{\delta}'_m = -ik\tilde{v}_m + 3\tilde{\phi}', \quad (5.42a)$$

$$\tilde{v}'_m = -\mathcal{H}\tilde{v}_m - ik\tilde{\phi}, \quad (5.42b)$$

$$k^2\tilde{\phi} = -4\pi Ga^2\bar{\rho}_m(1 - f_\nu)\tilde{\delta}_m. \quad (5.42c)$$

By using these equations, we can get the following second order differential equation,

$$\tilde{\delta}''_m + \mathcal{H}\tilde{\delta}'_m - 4\pi Ga^2\bar{\rho}_m(1 - f_\nu)\tilde{\delta}_m = 0, \quad (5.43)$$

where the terms of ϕ' and ϕ'' can be neglected in the same way as the case of $k_{FS} > k$. Furthermore, by using Eq.(5.29) and translating the variable from η to a , Eq.(5.43) can be rewritten as

$$a^4 H^2 \frac{\partial^2 \tilde{\delta}_m}{\partial a^2} + a^3 H^2 \left(3 + \frac{d \ln H}{d \ln a} \right) \frac{\partial \tilde{\delta}_m}{\partial a} - \frac{3}{2} a^2 H^2 (1 - f_\nu) \tilde{\delta}_m = 0. \quad (5.44)$$

When the Universe are dominated by the matter $H \propto a^{-\frac{3}{2}}$, the second term of Eq.(5.44) reduces to

$$a^3 H^2 \left(3 + \frac{d \ln H}{d \ln a} \right) \frac{\partial \tilde{\delta}_m}{\partial a} = a^3 H^2 \left(3 - \frac{3}{2} \right) \frac{\partial \tilde{\delta}_m}{\partial a} = a^3 H^2 \frac{3}{2} \frac{\partial \tilde{\delta}_m}{\partial a} \quad (5.45)$$

Therefore, we can obtain the following equation,

$$\frac{\partial^2 \tilde{\delta}_m}{\partial a^2} + \frac{3}{2a} \frac{\partial \tilde{\delta}_m}{\partial a} - \frac{3}{2a^2} (1 - f_\nu) \tilde{\delta}_m = 0. \quad (5.46)$$

To solve Eq.(5.46) we substitute $\tilde{\delta}_m \propto a^y$ into Eq.(5.46), and obtain the following equation,

$$\begin{aligned} y(y-1) + \frac{3}{2}y - \frac{3}{2}(1-f_\nu) &= 0, \\ \longrightarrow y^2 + \frac{1}{2}y - \frac{3}{2}(1-f_\nu) &= 0, \end{aligned} \quad (5.47)$$

The solution of this equation is

$$y = \frac{-1 \pm 5\sqrt{1 - \frac{24}{25}f_\nu}}{4}. \quad (5.48)$$

By using a approximation of $f_\nu \ll 1$, this solution reduce to

$$y_+ \equiv \frac{-1 + 5\sqrt{1 - \frac{24}{25}f_\nu}}{4} \approx 1 - \frac{3}{5}f_\nu, \quad (5.49a)$$

$$y_- \equiv \frac{-1 - 5\sqrt{1 - \frac{24}{25}f_\nu}}{4} \approx -\frac{3}{2} + \frac{3}{5}f_\nu. \quad (5.49b)$$

Finally, the growing $D^+(a)$ and decaying modes $D^-(a)$ are given by

$$D^+ \propto a^{y_+} \approx a^{1-\frac{3}{5}f_\nu}, \quad (5.50a)$$

$$D^- \propto a^{y_-} \approx a^{-\frac{3}{2}+\frac{3}{5}f_\nu}. \quad (5.50b)$$

From these solutions, we find that the growth of fluctuations including the free-streaming effect is suppressed in comparison with the growth not including the effect (Eq.(5.38)). This suppression is an influence due to massive neutrinos.

5.3 Peculiar velocity [79]

When we estimate the power spectrum of 21 cm line (Eq.(4.21)), we use the following relation ^{#1}.

$$\tilde{\delta}_{\partial v} \approx -f(a)\mu^2\tilde{\delta}_b, \quad (5.51)$$

$$\delta_{\partial v} \equiv \frac{1}{aH(a)} \frac{dv_{p\parallel}}{dr_{\parallel}}. \quad (5.52)$$

In this section, we derive this relation.

By Eq.(5.42a), the peculiar velocity of the matter v_m is given by

$$\tilde{\delta}'_m = -ik\tilde{v}'_m, \quad (5.53)$$

where we assume $v_m \sim v_b \sim v_c$ and neglect the terms of $\tilde{\phi}'$ and $\tilde{\phi}''$ in the same manner as the previous sections. First of all, we rewrite this equation as

$$\begin{aligned} \tilde{v}_m &= \frac{i}{k}\tilde{\delta}'_m \\ &= \frac{i}{k}a^2H\frac{\partial\tilde{\delta}_m}{\partial a} \\ &= \frac{i}{k}a^2H\frac{\partial}{\partial a}\left(D^+\frac{\tilde{\delta}_m}{D^+}\right). \end{aligned} \quad (5.54)$$

By using an approximation of $\tilde{\delta}_m \propto D^+$ (neglecting the decaying mode), the growing mode is expressed as $D^+/\tilde{\delta}_m = \text{constant}$. Therefore, Eq.(5.54) is rewritten as

$$\tilde{v}_m = \frac{iaH}{k}\frac{a}{D^+}\frac{\partial D^+}{\partial a}\tilde{\delta}_m = \frac{iaH}{k}f(a)\tilde{\delta}_m, \quad (5.55)$$

where we define the growth factor $f(a)$ as

$$f(a) \equiv \frac{a}{D^+}\frac{\partial D^+}{\partial a} = \frac{d\ln D^+}{d\ln a}. \quad (5.56)$$

^{#1} Instead of $\tilde{\delta}_H$, we use $\tilde{\delta}_b$ as the density fluctuation of baryons.

This quantity is generally $\mathcal{O}(1)$. For example, when the Universe is dominated by matter, $D^+ \propto a$ and $f(a) = 1$. According to the above discussion, the Fourier component of the three velocity $\tilde{\mathbf{v}}_m$ can be written as

$$\tilde{\mathbf{v}}_m = \frac{\mathbf{k}}{k} \tilde{v}_m \approx \frac{iaH\mathbf{k}}{k^2} f(a) \tilde{\delta}_m. \quad (5.57)$$

By using inverse Fourier transformation, the quantity becomes

$$\mathbf{v}_m(\mathbf{x}, a) = \int \frac{d^3k}{(2\pi)^3} e^{i\mathbf{k}\cdot\mathbf{x}} \tilde{\mathbf{v}}_m(\mathbf{k}, a) \approx iaH(a) f(a) \int \frac{d^3k}{(2\pi)^3} e^{i\mathbf{k}\cdot\mathbf{x}} \frac{\mathbf{k}}{k^2} \tilde{\delta}_m(\mathbf{k}, a). \quad (5.58)$$

This three velocity of matter represents the peculiar velocity v_p of neutral hydrogen gas because we assume $v_m \sim v_b$ here.

Next, we estimate the line of sight component $v_{m\parallel}$ of v_m . The inner product between Eq.(5.58) and a unit vector $\hat{\mathbf{x}}_{\parallel}$ which points to the LOS direction is given by

$$\begin{aligned} v_{m\parallel}(\mathbf{x}, a) &= \mathbf{v}_m(\mathbf{x}, a) \cdot \hat{\mathbf{x}}_{\parallel} \approx iaH(a) f(a) \int \frac{d^3k}{(2\pi)^3} e^{i\mathbf{k}\cdot\mathbf{x}} \frac{\mathbf{k} \cdot \hat{\mathbf{x}}_{\parallel}}{k^2} \tilde{\delta}_m(\mathbf{k}, a) \\ &= iaH(a) f(a) \int \frac{d^3k}{(2\pi)^3} e^{i\mathbf{k}\cdot\mathbf{x}} \frac{\mu}{k} \tilde{\delta}_m(\mathbf{k}, a), \end{aligned} \quad (5.59)$$

where we define μ as

$$\mu \equiv \frac{\mathbf{k} \cdot \hat{\mathbf{x}}_{\parallel}}{k}. \quad (5.60)$$

This quantity is the cosine between a wave number vector \mathbf{k} and the direction of LOS $\hat{\mathbf{x}}_{\parallel}$. By differentiating Eq.(5.59) with respect to the LOS direction $r_{\parallel} = |\mathbf{x}_{\parallel}|$, where \mathbf{x}_{\parallel} is the vector of the LOS component of \mathbf{x} , we can obtain

$$\frac{dv_{m\parallel}(\mathbf{x}, a)}{dr_{\parallel}} \approx iaH(a) f(a) \int \frac{d^3k}{(2\pi)^3} \left(\frac{d}{dr_{\parallel}} e^{i\mathbf{k}\cdot\mathbf{x}} \right) \frac{\mu}{k} \tilde{\delta}_m(\mathbf{k}, a). \quad (5.61)$$

Here, we assume that the focusing region, whose position is \mathbf{x} , is not apart from the position of \mathbf{x}_{\parallel} . In this case, the argument of the exponential part of Eq.(5.61) can be approximated as

$$\mathbf{k} \cdot \mathbf{x} = \mathbf{k} \cdot \mathbf{x}_{\parallel} + \mathbf{k} \cdot (\mathbf{x} - \mathbf{x}_{\parallel}) \approx kr_{\parallel}\mu. \quad (5.62)$$

Therefore, Eq.(5.61) can be expressed as

$$\begin{aligned} \frac{dv_{m\parallel}(\mathbf{x}, a)}{dr_{\parallel}} &\approx iaH(a) f(a) \int \frac{d^3k}{(2\pi)^3} \left(\frac{d}{dr_{\parallel}} e^{ikr_{\parallel}\mu} \right) \frac{\mu}{k} \tilde{\delta}_m(\mathbf{k}, a) \\ &\approx -aH(a) f(a) \int \frac{d^3k}{(2\pi)^3} e^{ikr_{\parallel}\mu} \mu^2 \tilde{\delta}_m(\mathbf{k}, a), \\ \longrightarrow \frac{1}{aH(a)} \frac{dv_{m\parallel}(\mathbf{x}, a)}{dr_{\parallel}} &= \int \frac{d^3k}{(2\pi)^3} e^{ikr_{\parallel}\mu} \left(-f(a) \mu^2 \tilde{\delta}_m(\mathbf{k}, a) \right). \end{aligned} \quad (5.63)$$

Since $\tilde{\delta}_{\partial_v}$ is the Fourier transformed quantity of Eq.(5.63), we can obtain

$$\tilde{\delta}_{\partial_v}(\mathbf{k}, a) = -f(a)\mu^2\tilde{\delta}_m(\mathbf{k}, a). \quad (5.64)$$

Thus, the derivative of the peculiar velocity is proportional to the density fluctuation in the Fourier space. The fluctuation $\tilde{\delta}_{\partial_v}$ depends on the direction through μ , and induces an anisotropic distortion in the density fluctuation. This effect is called the “redshift space distortion”.

5.4 Other effects due to neutrino properties

In comparison with the standard Λ CDM models where three massless active neutrinos are assumed, we can introduce two more freedoms. A first additional freedom is the effective number of neutrino species N_ν , and it represents generations of relativistic neutrinos before the matter-radiation equality epoch. N_ν can include other relativistic components, and may not be equal to three. A second additional freedom is the neutrino mass hierarchy. The difference of the neutrino mass hierarchy affects both the free-streaming scales and the expansion rate of the Universe [80]. In terms of 21 cm line observation, the minimum cutoff of wave number is given by $k_{\min} = 2\pi/(yB) \sim 6 \times 10^{-2} h\text{Mpc}^{-1}$ (see the Section 7.3 in the Chapter 7). However, the wave number corresponding to the neutrino free-streaming scale is $k_{\text{free}} \lesssim 10^{-2} h\text{Mpc}^{-1}$. Therefore, the main feature due to the difference of the mass hierarchy comes from the impact on the cosmic expansion rate when we focus on the 21 cm line observations. In this thesis, we separately study the following two cases:

(A) Effective number of neutrino species

In this analysis, we add the effective number of neutrino species N_ν to the fiducial parameter set, and the fiducial value of this parameter is $N_\nu = 3.046$. This parameter represents three species of massive neutrinos and an extra relativistic component.

(B) Neutrino mass hierarchy

The normal and inverted mass hierarchies mean $m_1 < m_2 \ll m_3$ and $m_3 \ll m_1 < m_2$, respectively. In a cosmological context, many different parameterizations of the mass hierarchy have been proposed [81–84]. In our analysis, we adopt $r_\nu \equiv (m_3 - m_1)/\Sigma m_\nu$ [84] as an additional parameter to discriminate the true neutrino mass hierarchy from the other. r_ν becomes positive for the normal hierarchy, and negative for the inverted hierarchy. Besides, the difference between r_ν of these two hierarchies becomes larger as the total mass Σm_ν becomes smaller. Therefore, r_ν is particularly useful for distinguishing the mass hierarchy. In Fig 10.6 (in the Chapter 10), we plot behaviors of r_ν as a function of Σm_ν .

Note that there is a lowest value of Σm_ν which depends on the mass hierarchy by the neutrino oscillation experiments. The lowest value is $\Sigma m_\nu \sim 0.1$ eV for the inverted

hierarchy or $\Sigma m_\nu \sim 0.06$ eV for the normal hierarchy. Therefore, if we obtain a clear constraint like $\Sigma m_\nu \ll 0.10$ eV, we can determine that the mass hierarchy is obviously normal without any ambiguities. However, we can discriminate the mass hierarchy even when the mass hierarchy is larger than 0.01 eV if we use r_ν , as will be shown later.

5.5 Influence of lepton asymmetry of the Universe

In this section, we briefly explain influence of the non-zero lepton number asymmetry in the Universe, or non-zero chemical potential for neutrinos. When there are non-zero chemical potentials for neutrinos, they affect their energy density and pressure, which influence the background evolution. The existence of non-zero chemical potential also modifies the perturbation equation of neutrinos. Below we describe the changes of the background and perturbation parts.

5.5.1 Background

The distribution function for neutrino species ν_i and its anti-particle $\bar{\nu}_i$ with $i = e, \mu, \tau$ are given by

$$f_{\nu_i}(p_i) = \frac{1}{e^{p_i/T_\nu + \xi_{\nu_i}} + 1}, \quad f_{\bar{\nu}_i}(p_i) = \frac{1}{e^{p_i/T_\nu - \xi_{\nu_i}} + 1}, \quad (5.65)$$

where p_i is momentum of ν_i , T_ν is the temperature of neutrinos and related to that at the present epoch T_{ν_0} as $T_\nu = T_{\nu_0}/a$ with a being the scale factor. ξ_{ν_i} is the degeneracy parameter which is defined as $\xi_{\nu_i} \equiv \mu_{\nu_i}/T_\nu$, where μ_{ν_i} is the chemical potential for ν_i . In the following, we omit the subscript i for simplicity and give the formulas for one neutrino species including its mass m .

The effects of the lepton asymmetry on the background evolution appear as the changes in its energy density and pressure. The energy density and pressure of a neutrino species are given by

$$\rho_\nu + \rho_{\bar{\nu}} = \frac{1}{2\pi^2} \int_0^\infty p^2 dp \sqrt{p^2 + m^2} (f_\nu + f_{\bar{\nu}}), \quad (5.66)$$

$$p_\nu + p_{\bar{\nu}} = \frac{1}{2\pi^2} \int_0^\infty p^2 dp \frac{p^2}{3\sqrt{p^2 + m^2}} (f_\nu + f_{\bar{\nu}}). \quad (5.67)$$

where ρ_ν and $\rho_{\bar{\nu}}$ are the energy densities of neutrino and anti-neutrino respectively, and p_ν and $p_{\bar{\nu}}$ are the pressure of neutrino and anti-neutrino respectively. By using the comoving momentum $q \equiv pa$, the above integral can be rewritten as

$$\rho_\nu + \rho_{\bar{\nu}} = \frac{T_\nu^4}{2\pi^2} \int_0^\infty y^3 dy \sqrt{1 + \left(\frac{a\tilde{m}}{y}\right)^2} \left(\frac{1}{e^{y+\xi} + 1} + \frac{1}{e^{y-\xi} + 1} \right), \quad (5.68)$$

$$p_\nu + p_{\bar{\nu}} = \frac{T_\nu^4}{6\pi^2} \int_0^\infty y^3 dy \frac{1}{\sqrt{1 + (a\tilde{m}/y)^2}} \left(\frac{1}{e^{y+\xi} + 1} + \frac{1}{e^{y-\xi} + 1} \right), \quad (5.69)$$

where we have defined y and \tilde{m} as

$$y \equiv \frac{q}{T_{\nu 0}}, \quad \tilde{m} \equiv \frac{m}{T_{\nu 0}}. \quad (5.70)$$

Although generally the above integrals should be performed numerically, some useful approximation can be adopted, in relativistic and non-relativistic limits, in particular, when $|\xi| \ll \mathcal{O}(1)$. Below we give explicit formulas for each case.

Relativistic limit [85]

When $\frac{a\tilde{m}}{y} (= \frac{m}{p}) \ll 1$, by expanding the integrand in Eqs. (5.66) and (5.67) up to the second order in $(a\tilde{m})/y$, the energy density and pressure can be written as

$$\rho_\nu + \rho_{\bar{\nu}} \simeq \frac{T_\nu^4}{2\pi^2} \int_0^\infty y^3 dy \left(1 + \frac{1}{2} \left(\frac{a\tilde{m}}{y} \right)^2 \right) \left(\frac{1}{e^{y+\xi} + 1} + \frac{1}{e^{y-\xi} + 1} \right), \quad (5.71)$$

$$p_\nu + p_{\bar{\nu}} \simeq \frac{T_\nu^4}{6\pi^2} \int_0^\infty y^3 dy \left(1 - \frac{1}{2} \left(\frac{a\tilde{m}}{y} \right)^2 \right) \left(\frac{1}{e^{y+\xi} + 1} + \frac{1}{e^{y-\xi} + 1} \right). \quad (5.72)$$

These integrals can be performed exactly and we obtain

$$\rho_\nu + \rho_{\bar{\nu}} \simeq \frac{7\pi^2}{120} T_\nu^4 \left[\left\{ 1 + \frac{30}{7} \left(\frac{\xi}{\pi} \right)^2 + \frac{15}{7} \left(\frac{\xi}{\pi} \right)^4 \right\} + \frac{5}{7\pi^2} (a\tilde{m})^2 \left\{ 1 + 3 \left(\frac{\xi}{\pi} \right)^2 \right\} \right], \quad (5.73)$$

$$p_\nu + p_{\bar{\nu}} \simeq \frac{1}{3} \frac{7\pi^2}{120} T_\nu^4 \left[\left\{ 1 + \frac{30}{7} \left(\frac{\xi}{\pi} \right)^2 + \frac{15}{7} \left(\frac{\xi}{\pi} \right)^4 \right\} - \frac{5}{7\pi^2} (a\tilde{m})^2 \left\{ 1 + 3 \left(\frac{\xi}{\pi} \right)^2 \right\} \right]. \quad (5.74)$$

Non-relativistic limit [85]

When $\frac{a\tilde{m}}{y} (= \frac{m}{p}) \gg 1$, we can expand Eq. (5.66) around $y/(a\tilde{m}) = 0$ and $\xi = 0$ ^{#2} as

$$\begin{aligned} \rho_\nu + \rho_{\bar{\nu}} &= \frac{T_\nu^4}{2\pi^2} \int_0^\infty y^3 dy \frac{a\tilde{m}}{y} \sqrt{\left(\frac{y}{a\tilde{m}} \right)^2 + 1} \left(\frac{1}{e^{y+\xi} + 1} + \frac{1}{e^{y-\xi} + 1} \right) \\ &\simeq \frac{T_\nu^4 a\tilde{m}}{2\pi^2} \int_0^\infty y^2 dy \left[1 + \frac{1}{2} \left(\frac{y}{a\tilde{m}} \right)^2 \right] \left(\frac{1}{e^{y+\xi} + 1} + \frac{1}{e^{y-\xi} + 1} \right) \\ &\simeq \frac{T_\nu^4 a\tilde{m}}{2\pi^2} \int_0^\infty y^2 dy \left[1 + \frac{1}{2} \left(\frac{y}{a\tilde{m}} \right)^2 \right] \sum_i C_i(y) \xi^i, \end{aligned} \quad (5.75)$$

where $C_i(y)$ are the coefficients for the expansion of $((e^{y+\xi} + 1)^{-1} + (e^{y-\xi} + 1)^{-1})$ around $\xi = 0$. We note that the terms with odd power for ξ do not appear. Explicit formulas for

^{#2} In a non-relativistic limit for any ξ values, the exact solutions of $\rho_\nu + \rho_{\bar{\nu}}$ and $p_\nu + p_{\bar{\nu}}$ are expressed by using polylogarithm. The formulas are given in Appendix C.2.

$C_i(y)$ are given in Appendix C.1. Having the expressions for $C_i(y)$, we can analytically perform the integral of the form:

$$\int_0^\infty C_i(y)y^2 dy, \quad \text{and} \quad \int_0^\infty C_i(y)y^4 dy. \quad (5.76)$$

By taking into account the terms up to the 10th order in ξ , we obtain

$$\begin{aligned} \rho_\nu + \rho_{\bar{\nu}} \simeq & \frac{T_\nu^4}{2\pi^2} (a\tilde{m}) \left[3\zeta(3) + (\log 4)\xi^2 + \frac{1}{24}\xi^4 - \frac{1}{1440}\xi^6 + \frac{1}{40320}\xi^8 - \frac{17}{14515200}\xi^{10} \right] \\ & + \frac{T_\nu^4}{4\pi^2} \frac{1}{a\tilde{m}} \left[45\zeta(5) + 18\zeta(3)\xi^2 + (\log 4)\xi^4 + \frac{1}{60}\xi^6 - \frac{1}{6720}\xi^8 + \frac{1}{302400}\xi^{10} \right], \end{aligned} \quad (5.77)$$

where $\zeta(x)$ means the Riemann zeta function. Similar calculations also hold for the pressure, and we have, up to the 10th order in ξ ,

$$\begin{aligned} p_\nu + p_{\bar{\nu}} \simeq & \frac{T_\nu^4}{6\pi^2} \frac{1}{a\tilde{m}} \left[45\zeta(5) + 18\zeta(3)\xi^2 + (\log 4)\xi^4 + \frac{1}{60}\xi^6 - \frac{1}{6720}\xi^8 + \frac{1}{302400}\xi^{10} \right] \\ & - \frac{T_\nu^4}{12\pi^2} \left(\frac{1}{a\tilde{m}} \right)^3 \left[\frac{2835\zeta(7)}{2} + 675\zeta(5)\xi^2 + 45\zeta(3)\xi^4 + (\log 4)\xi^6 + \frac{1}{112}\xi^8 - \frac{1}{20160}\xi^{10} \right]. \end{aligned} \quad (5.78)$$

We have checked that above formulas are accurate as 10^{-7} for $|\xi| < 1$ to obtain ρ_ν and p_ν with non-zero ξ .

5.5.2 Perturbation equation

Here, we discuss the perturbation equation for massive neutrinos including the chemical potential. By perturbing the phase-space distribution function f_ν as [86]

$$\delta f_\nu(\eta, \mathbf{x}, \mathbf{p}) + \delta f_{\bar{\nu}}(\eta, \mathbf{x}, \mathbf{p}) = (\bar{f}_\nu(p) + \bar{f}_{\bar{\nu}}(p)) \Psi_\nu(\eta, \mathbf{x}, \mathbf{p}), \quad (5.79)$$

where η is the conformal time, \bar{f}_ν and $\bar{f}_{\bar{\nu}}$ are the background distribution functions, and Ψ_ν represents its perturbation. The perturbed Boltzmann equation for Ψ_ν for the Fourier mode \mathbf{k} in the synchronous gauge is given by

$$\tilde{\Psi}'_\nu + i \frac{y}{\sqrt{y^2 + a^2 \tilde{m}^2}} (\mathbf{k} \cdot \hat{\mathbf{n}}) \tilde{\Psi}_\nu + \frac{d \ln(\bar{f}_\nu + \bar{f}_{\bar{\nu}})}{d \ln y} \left[\tilde{\eta}'_{\text{T}} - \frac{1}{2} (\tilde{h}'_{\text{L}} + 6\tilde{\eta}'_{\text{T}}) (\mathbf{k} \cdot \hat{\mathbf{n}})^2 \right] = 0, \quad (5.80)$$

where $(\cdot)'$ represents the derivative with respect to the conformal time, $(\tilde{\cdot})$ represents the Fourier component of the quantity (except for $\tilde{m} \equiv m/T_{\nu 0}$), h_{L} and η_{T} are metric perturbations [86], and $\hat{\mathbf{n}}$ is the direction of the momentum \mathbf{p} .

We expand $\tilde{\Psi}_\nu$ with the Legendre polynomial as

$$\tilde{\Psi}_\nu(\eta, \mathbf{k}, \mathbf{p}) = \sum_{l=0}^{\infty} (-i)^l (2l+1) \tilde{\Psi}_{\nu l}(\eta, \mathbf{k}, p) P_l(\hat{\mathbf{k}} \cdot \hat{\mathbf{n}}), \quad (5.81)$$

where $\hat{\mathbf{k}}$ is the direction of \mathbf{k} . The evolution equations for each multiple moment in the synchronous gauge take the following forms:

$$\tilde{\Psi}'_{\nu 0} = -\frac{yk}{\sqrt{y^2 + a^2 \tilde{m}^2}} \tilde{\Psi}_{\nu 1} + \frac{1}{6} \tilde{h}'_L \frac{d \ln(\bar{f}_\nu + \bar{f}_{\bar{\nu}})}{d \ln y}, \quad (5.82)$$

$$\tilde{\Psi}'_{\nu 1} = \frac{yk}{3\sqrt{y^2 + a^2 \tilde{m}^2}} \left(\tilde{\Psi}_{\nu 0} - 2\tilde{\Psi}_{\nu 2} \right), \quad (5.83)$$

$$\tilde{\Psi}'_{\nu 2} = \frac{yk}{5\sqrt{y^2 + a^2 \tilde{m}^2}} \left(2\tilde{\Psi}_{\nu 1} - 3\tilde{\Psi}_{\nu 3} \right) - \left(\frac{1}{15} \tilde{h}'_L + \frac{2}{5} \tilde{\eta}'_T \right) \frac{d \ln(\bar{f}_\nu + \bar{f}_{\bar{\nu}})}{d \ln y}, \quad (5.84)$$

$$\tilde{\Psi}'_{\nu l} = \frac{yk}{(2l+1)\sqrt{y^2 + a^2 \tilde{m}^2}} \left(l\tilde{\Psi}_{\nu(l-1)} - (l+1)\tilde{\Psi}_{\nu(l+1)} \right), \quad (\text{for } l \geq 3). \quad (5.85)$$

The dependence on the chemical potential appears in the factor $d \ln(\bar{f}_\nu + \bar{f}_{\bar{\nu}})/d \ln y$, which can be written as [87]

$$\frac{d \ln(\bar{f}_\nu + \bar{f}_{\bar{\nu}})}{d \ln y} = -\frac{y(1 + \cosh \xi \cosh y)}{(\cosh \xi + \exp(-y))(\cosh \xi + \cosh y)}. \quad (5.86)$$

By making the modifications given above as well as those for the background quantities to CAMB [88, 89], we calculate power spectra of 21cm and CMB fluctuations and make a Fisher information analysis (the details of the analysis are shown in the next chapter).

Chapter 6

Fisher information matrix [63, 91]

In this chapter, we introduce the Fisher information matrix, which is a analysis method used to estimate sensitivities of experiments to constraints on theoretical parameters. In this thesis, we use the analysis in order to estimate sensitivities of 21 cm line, CMB and BAO observations.

6.1 Fisher information analysis

6.1.1 Definition of statistical quantities

First of all, we define statistical quantities used in this chapter. We express a data vector which is obtained by an observation as

$$\mathbf{x} = (x_1, x_2, \dots, x_n). \quad (6.1)$$

We regard the vector as stochastic variables, and they obey the following probability density function

$$f(\mathbf{x}|\boldsymbol{\theta}), \quad (6.2)$$

where

$$\boldsymbol{\theta} = (\theta_1, \theta_2, \dots, \theta_m), \quad (6.3)$$

is a vector consisting of theoretical parameters in a model (m represents the number of the parameters). The probability density function $f(\mathbf{x}|\boldsymbol{\theta})$ is a normalized as

$$\int d^n x f(\mathbf{x}|\boldsymbol{\theta}) = 1. \quad (6.4)$$

By the probability density function, we express the average value of a quantity as

$$\langle \cdot \rangle = \int d^n x (\cdot) f(\mathbf{x}|\boldsymbol{\theta}). \quad (6.5)$$

6.1.2 Variance-covariance matrix

We introduce the following covariance matrix $\text{Cov}(\mathbf{X}, \mathbf{Y})$ for $\mathbf{X}(\mathbf{x}) = (X_1(\mathbf{x}), X_2(\mathbf{x}), \dots, X_p(\mathbf{x}))^T$ and $\mathbf{Y}(\mathbf{x}) = (Y_1(\mathbf{x}), Y_2(\mathbf{x}), \dots, Y_q(\mathbf{x}))^T$ #1, which are p or q dimension stochastic variables, respectively,

$$\text{Cov}(\mathbf{X}, \mathbf{Y}) \equiv \langle [\mathbf{X} - \langle \mathbf{X} \rangle][\mathbf{Y} - \langle \mathbf{Y} \rangle]^T \rangle, \quad (6.6a)$$

$$\text{Cov}(\mathbf{X}, \mathbf{Y})_{ij} \equiv \langle [X_i - \langle X_i \rangle][Y_j - \langle Y_j \rangle] \rangle, \quad (6.6b)$$

where this covariance matrix is a p -by- q matrix. If $\mathbf{Y} = \mathbf{X}$, the matrix reduces to the following variance-covariance matrix

$$V(\mathbf{X}) \equiv \langle [\mathbf{X} - \langle \mathbf{X} \rangle][\mathbf{X} - \langle \mathbf{X} \rangle]^T \rangle, \quad (6.7a)$$

$$V(\mathbf{X})_{ij} \equiv \langle [X_i - \langle X_i \rangle][X_j - \langle X_j \rangle] \rangle. \quad (6.7b)$$

By definition, the matrix is a $p \times p$ symmetric matrix $V(\mathbf{X}) = (V(\mathbf{X}))^T$, and it reduces to the variance of \mathbf{X} when $p = 1$. Therefore, the matrix means the extension of variance to a multi-dimensional space. Because the matrix is a semi-positive definite matrix, the following relation is valid for any vector $\mathbf{u} = (u_1, \dots, u_p)^T \in \mathbb{R}^p$,

$$\mathbf{u}^T V(\mathbf{X}) \mathbf{u} = \sum_{i,j=1}^p u_i V(\mathbf{X})_{ij} u_j \geq 0. \quad (6.8)$$

6.1.3 Unbiased estimator

When an expectation value $\langle \hat{\theta}_k \rangle$ of an estimator $\hat{\theta}_k(\mathbf{x})$ estimated from a sample satisfies the following relation,

$$\langle \hat{\theta}_k \rangle \equiv \int d^n x \hat{\theta}_k(\mathbf{x}) f(\mathbf{x}|\boldsymbol{\theta}) = \theta_k, \quad (6.9)$$

$\hat{\theta}_k$ is called an unbiased estimator of θ_k . In the Fisher information analysis, we estimate the minimum variance limit of theoretical parameters by using the unbiased estimator #2.

#1 \mathbf{X} and \mathbf{Y} are row vectors, and $(\cdot)^T$ means a transposed vector or a matrix.

#2 Generally, values of parameters estimated from a sample are different from values of population's parameters. For example, we consider that we take samples X_1, \dots, X_n which obey a population. The population has an average value μ and a variance σ^2 . For X_i , we calculate the expectation value of the following estimators.

1. Average of the population

$$\bar{X} = \frac{1}{n} \sum_{i=1}^n X_i.$$

Since the expectation value of this quantity is $\langle \bar{X} \rangle = \mu$, this estimator is an unbiased estimator.

6.1.4 Fisher information matrix

Thus far, we regard $f(\mathbf{x}|\boldsymbol{\theta})$ as a probability density of an observed data \mathbf{x} , and the theoretical parameters are fixed. However, we can also regard $f(\mathbf{x}|\boldsymbol{\theta})$ as a function of $\boldsymbol{\theta}$ when we fix the data \mathbf{x} . In this case, $f(\mathbf{x}|\boldsymbol{\theta})$ means a quantity which has some information of the theoretical parameters. From this standpoint, we rewrite $f(\mathbf{x}|\boldsymbol{\theta})$ as $L(\boldsymbol{\theta}|\mathbf{x})$, and it is called the likelihood function. By the likelihood function, we can define the Fisher information matrix (or just Fisher matrix) as

$$F \equiv - \left\langle \frac{\partial^2 \ln L(\boldsymbol{\theta}|\mathbf{x})}{\partial \boldsymbol{\theta} \partial \boldsymbol{\theta}^T} \right\rangle, \quad (6.10a)$$

$$F_{ij} \equiv - \left\langle \frac{\partial^2 \ln L(\boldsymbol{\theta}|\mathbf{x})}{\partial \theta_i \partial \theta_j} \right\rangle. \quad (6.10b)$$

For this Fisher information matrix, we can derive the Cramér-Rao bound, which makes a connection between the minimum variances of theoretical parameters and the Fisher matrix.

6.1.5 Cramér-Rao bound

Between the variance-covariance matrix of unbiased estimators $V(\hat{\boldsymbol{\theta}})$ and the Fisher matrix F , the following inequality holds ^{#3},

$$V_{ii}(\hat{\boldsymbol{\theta}}) \geq (F^{-1})_{ii}. \quad (6.11)$$

As we see below, this inequality is derived by the Cramér-Rao bound.

First of all, by differentiating the definition of unbiased estimator Eq.(6.9) with respect to a theoretical parameter θ_l , we obtain the following relation

$$\int d^n x \hat{\theta}_k(\mathbf{x}) \frac{\partial f(\mathbf{x}|\boldsymbol{\theta})}{\partial \theta_l} = \delta_{kl} \quad \longrightarrow \quad \int d^n x \hat{\theta}_k(\mathbf{x}) \frac{\partial \ln f(\mathbf{x}|\boldsymbol{\theta})}{\partial \theta_l}(\mathbf{x}|\boldsymbol{\theta}) = \delta_{kl}. \quad (6.12)$$

2. Variance

$$\bar{\sigma}^2 = \frac{1}{n} \sum_{i=1}^n (X_i - \bar{X})^2.$$

The expectation value of this estimator is $\langle \bar{\sigma}^2 \rangle = \frac{n-1}{n} \sigma^2$, this value is different from the variance of the population σ^2 . Therefore, it is not an unbiased estimator. An unbiased estimator of the variance is the following “unbiased variance”

$$\bar{\sigma}^2 = \frac{1}{n-1} \sum_{i=1}^n (X_i - \bar{X})^2.$$

^{#3} Here, $(\cdot)_{ii}$ means a diagonal component of the matrix.

Additionally, by differentiating the normalization condition of $f(\mathbf{x}|\boldsymbol{\theta})$ (Eq.(6.4)) with respect to θ_l , we obtain

$$\int d^n x \frac{\partial f(\mathbf{x}|\boldsymbol{\theta})}{\partial \theta_l} = 0 \quad \longrightarrow \quad \int d^n x \frac{\partial \ln f(\mathbf{x}|\boldsymbol{\theta})}{\partial \theta_l} f(\mathbf{x}|\boldsymbol{\theta}) = 0. \quad (6.13)$$

Taking difference between Eq.(6.12) and $\theta_k \times$ Eq.(6.13), we can obtain the following relation

$$\begin{aligned} \int d^n x \left[\hat{\theta}_k(\mathbf{x}) - \theta_k \right] \frac{\partial \ln f(\mathbf{x}|\boldsymbol{\theta})}{\partial \theta_l} f(\mathbf{x}|\boldsymbol{\theta}) &= \delta_{kl}, \\ \longrightarrow \quad \left\langle \left[\hat{\theta}_k(\mathbf{x}) - \theta_k \right] \frac{\partial \ln f(\mathbf{x}|\boldsymbol{\theta})}{\partial \theta_l} \right\rangle &= \delta_{kl}. \end{aligned} \quad (6.14)$$

Furthermore, Eq.(6.13) means

$$\int d^n x \frac{\partial \ln f(\mathbf{x}|\boldsymbol{\theta})}{\partial \theta_l} f(\mathbf{x}|\boldsymbol{\theta}) = 0 \quad \longleftrightarrow \quad \left\langle \frac{\partial \ln f(\mathbf{x}|\boldsymbol{\theta})}{\partial \theta_l} \right\rangle = 0. \quad (6.15)$$

Therefore, the expectation value of $\frac{\partial \ln f(\mathbf{x}|\boldsymbol{\theta})}{\partial \boldsymbol{\theta}}$ is zero. By using Eq.(6.15) and the definition of unbiased estimator $\theta_k = \langle \hat{\theta}_k \rangle$, the Eq.(6.14) is rewritten as the following covariance matrix between $\hat{\boldsymbol{\theta}}$ and $\frac{\partial \ln f(\mathbf{x}|\boldsymbol{\theta})}{\partial \boldsymbol{\theta}}$

$$\text{Cov} \left(\hat{\theta}_k, \frac{\partial \ln f(\mathbf{x}|\boldsymbol{\theta})}{\partial \theta_l} \right)_{kl} = \left\langle \left[\hat{\theta}_k - \langle \hat{\theta}_k \rangle \right] \left[\frac{\partial \ln f(\mathbf{x}|\boldsymbol{\theta})}{\partial \theta_l} - \left\langle \frac{\partial \ln f(\mathbf{x}|\boldsymbol{\theta})}{\partial \theta_l} \right\rangle \right] \right\rangle = \delta_{kl}, \quad (6.16)$$

where this covariance matrix is a $m \times m$ matrix (m means the number of the theoretical parameters).

Next, we introduce the following vector consisting of $\boldsymbol{\theta}$ and $\frac{\partial \ln f(\mathbf{x}|\boldsymbol{\theta})}{\partial \boldsymbol{\theta}}$,

$$\mathbf{A}(\mathbf{x}) = \begin{pmatrix} \boldsymbol{\theta} \\ \frac{\partial \ln f(\mathbf{x}|\boldsymbol{\theta})}{\partial \boldsymbol{\theta}} \end{pmatrix}, \quad (6.17)$$

and the variance-covariance matrix of the vector $\mathbf{A}(\mathbf{x})$ is written as

$$\begin{aligned} V(\mathbf{A}) &= \langle [\mathbf{A} - \langle \mathbf{A} \rangle][\mathbf{A} - \langle \mathbf{A} \rangle]^T \rangle \\ &= \begin{pmatrix} V(\hat{\boldsymbol{\theta}}) & \text{Cov} \left(\hat{\boldsymbol{\theta}}, \frac{\partial \ln f(\mathbf{x}|\boldsymbol{\theta})}{\partial \boldsymbol{\theta}} \right) \\ \text{Cov} \left(\frac{\partial \ln f(\mathbf{x}|\boldsymbol{\theta})}{\partial \boldsymbol{\theta}}, \hat{\boldsymbol{\theta}} \right) & V \left(\frac{\partial \ln f(\mathbf{x}|\boldsymbol{\theta})}{\partial \boldsymbol{\theta}} \right) \end{pmatrix}, \end{aligned} \quad (6.18)$$

where each block is $m \times m$ matrix. By using Eq.(6.16) and the definition of the Fisher matrix Eq.(6.10b), we can express the variance-covariance matrix $V(\mathbf{A})$ as

$$V(\mathbf{A}) = \begin{pmatrix} V(\hat{\boldsymbol{\theta}}) & \mathbf{1}_m \\ \mathbf{1}_m & F \end{pmatrix}. \quad (6.19)$$

where $\mathbf{1}_m$ is a $m \times m$ identity matrix. Because the $V(\mathbf{A})$ is a semi-positive definite matrix, the following inequality holds for any vector \mathbf{U} ,

$$0 \leq \mathbf{U}^T V(\mathbf{A}) \mathbf{U}. \quad (6.20)$$

Here, we introduce any two vectors $\mathbf{u}, \mathbf{v} \in \mathbb{R}^m$, and express the vector \mathbf{U} as

$$\mathbf{U} = \begin{pmatrix} \mathbf{u} \\ \mathbf{v} \end{pmatrix}. \quad (6.21)$$

From this expression, the inequality Eq.(6.20) can be expressed as

$$0 \leq \mathbf{u}^T V(\hat{\boldsymbol{\theta}}) \mathbf{u} + \mathbf{u}^T \mathbf{v} + \mathbf{v}^T \mathbf{u} + \mathbf{v}^T F \mathbf{v}. \quad (6.22)$$

Because the Fisher matrix is symmetric matrix, the inequality Eq.(6.22) can be rewritten as

$$0 \leq \mathbf{u}^T \left(V(\hat{\boldsymbol{\theta}}) - F^{-1} \right) \mathbf{u} + (\mathbf{v} + F^{-1} \mathbf{u})^T F (\mathbf{v} + F^{-1} \mathbf{u}), \quad (6.23)$$

where we use that the Fisher matrix has an inverse matrix ^{#4}.

Since F is a semi-positive definite matrix, the left hand side of (6.23) take the minimum value when

$$\mathbf{v} + F^{-1} \mathbf{u} = 0. \quad (6.24)$$

Therefore, we can obtain the following inequality,

$$0 \leq \mathbf{u}^T \left(V(\hat{\boldsymbol{\theta}}) - F^{-1} \right) \mathbf{u}, \quad (6.25)$$

^{#4} F reduces to the following variance-covariance matrix of $\frac{\partial \ln f(\mathbf{x}|\boldsymbol{\theta})}{\partial \boldsymbol{\theta}}$,

$$\begin{aligned} F &= \left\langle \frac{\partial \ln f(\mathbf{x}|\boldsymbol{\theta})}{\partial \boldsymbol{\theta}} \frac{\partial \ln f(\mathbf{x}|\boldsymbol{\theta})}{\partial \boldsymbol{\theta}^T} \right\rangle \\ &= \left\langle \left[\frac{\partial \ln f(\mathbf{x}|\boldsymbol{\theta})}{\partial \boldsymbol{\theta}} - \left\langle \frac{\partial \ln f(\mathbf{x}|\boldsymbol{\theta})}{\partial \boldsymbol{\theta}} \right\rangle \right] \left[\frac{\partial \ln f(\mathbf{x}|\boldsymbol{\theta})}{\partial \boldsymbol{\theta}^T} - \left\langle \frac{\partial \ln f(\mathbf{x}|\boldsymbol{\theta})}{\partial \boldsymbol{\theta}^T} \right\rangle \right] \right\rangle \\ &= V \left(\frac{\partial \ln f(\mathbf{x}|\boldsymbol{\theta})}{\partial \boldsymbol{\theta}} \right). \end{aligned}$$

Therefore, F is a semi-positive-definite matrix and has an inverse matrix.

this inequality is called the Cramér-Rao bound (or inequality). When we choose $\mathbf{u} = \mathbf{e}_i$, where \mathbf{e}_i is an unit vector pointing in the i th direction, the Cramér-Rao bound reduces to

$$(F^{-1})_{ii} \leq V(\hat{\boldsymbol{\theta}})_{ii} \quad (1 \leq i \leq m), \quad (6.26)$$

where $V(\hat{\boldsymbol{\theta}})_{ii}$ represents the variance of the estimated theoretical parameter $\hat{\theta}_i(\mathbf{x})$. This inequality means the limit of the minimum variance of $\hat{\theta}_i$. When the equality holds, the unbiased estimator is called an unbiased efficient estimator. As stated above, we can estimate the minimum variance of theoretical parameters by calculating the inverse of the Fisher information matrix.

6.2 Fisher information matrix for Gaussian likelihood

When we estimate the sensitivity of observations of 21 cm line, CMB and BAO, we assume that the likelihood function is the multi-dimension Gaussian distribution function,

$$L(\boldsymbol{\mu}, C|\mathbf{x}) = \frac{1}{(2\pi)^{\frac{n}{2}} \sqrt{\det C}} \exp \left[-\frac{1}{2}(\mathbf{x} - \boldsymbol{\mu})^T C^{-1}(\mathbf{x} - \boldsymbol{\mu}) \right], \quad (6.27a)$$

$$\boldsymbol{\mu} \equiv \langle \mathbf{x} \rangle, \quad (6.27b)$$

$$C \equiv \langle (\mathbf{x} - \boldsymbol{\mu})(\mathbf{x} - \boldsymbol{\mu})^T \rangle. \quad (6.27c)$$

In this section, we calculate the Fisher matrix of the Gaussian likelihood. When we choose the Gaussian likelihood, the theoretical parameters $\boldsymbol{\theta}$ are related to the likelihood through the expectation value $\boldsymbol{\mu}$ and the variance-covariance matrix C .

First of all, we can express its log likelihood $\mathcal{L} \equiv -\ln L$ as

$$\mathcal{L} = -\ln L = \frac{n}{2} \ln 2\pi + \frac{1}{2} \ln \det C + \frac{1}{2}(\mathbf{x} - \boldsymbol{\mu})^T C^{-1}(\mathbf{x} - \boldsymbol{\mu}). \quad (6.28)$$

By using $\ln \det C = \text{Tr}[\ln C]$ and the following cyclic behavior of trace $\text{Tr}[\cdot]$

$$(\mathbf{x} - \boldsymbol{\mu})^T C^{-1}(\mathbf{x} - \boldsymbol{\mu}) = \text{Tr} [(\mathbf{x} - \boldsymbol{\mu})^T C^{-1}(\mathbf{x} - \boldsymbol{\mu})] = \text{Tr} [C^{-1}(\mathbf{x} - \boldsymbol{\mu})(\mathbf{x} - \boldsymbol{\mu})^T], \quad (6.29)$$

the log likelihood Eq.(6.28) can be written as

$$2\mathcal{L} = n \ln 2\pi + \text{Tr}[\ln C + C^{-1}D], \quad (6.30)$$

$$D \equiv (\mathbf{x} - \boldsymbol{\mu})(\mathbf{x} - \boldsymbol{\mu})^T. \quad (6.31)$$

Next, we differentiate Eq.(6.30) with respect to the parameter θ_i ^{#5}. By using $(\ln C)_{,i} = C^{-1}C_{,i}$ and $(C^{-1})_{,i} = -C^{-1}C_{,i}C^{-1}$, the derivative is given by

$$\begin{aligned} 2\mathcal{L}_{,i} &= \text{Tr}[\ln C + C^{-1}D]_{,i} \\ &= \text{Tr}[\ln C_{,i} + (C^{-1})_{,i}D + C^{-1}D_{,i}] \\ &= \text{Tr}[C^{-1}C_{,i} - C^{-1}C_{,i}C^{-1}D + C^{-1}D_{,i}]. \end{aligned} \quad (6.32)$$

^{#5} Here, derivatives with respect to the parameter θ_i are written as $\frac{\partial}{\partial \theta_i} = ,i$.

Furthermore, by differentiating Eq.(6.32) with respect to θ_j , we obtain

$$\begin{aligned}
2\mathcal{L}_{,ij} &= \text{Tr}[C^{-1}C_{,i} - C^{-1}C_{,i}C^{-1}D + C^{-1}D_{,i}]_{,j} \\
&= \text{Tr}[(C^{-1})_{,j}C_{,i} + C^{-1}C_{,ij} \\
&\quad - (C^{-1})_{,j}C_{,i}C^{-1}D - C^{-1}C_{,ij}C^{-1}D - C^{-1}C_{,i}(C^{-1})_{,j}D - C^{-1}C_{,i}C^{-1}D_{,j} \\
&\quad + (C^{-1})_{,j}D_{,i} + C^{-1}D_{,ij}] \\
&= \text{Tr}[-C^{-1}C_{,j}C^{-1}C_{,i} + C^{-1}C_{,ij} \\
&\quad + C^{-1}C_{,j}C^{-1}C_{,i}C^{-1}D - C^{-1}C_{,ij}C^{-1}D \\
&\quad + C^{-1}C_{,i}C^{-1}C_{,j}C^{-1}D - C^{-1}C_{,i}C^{-1}D_{,j} \\
&\quad - C^{-1}C_{,j}C^{-1}D_{,i} + C^{-1}D_{,ij}]. \tag{6.33}
\end{aligned}$$

The Fisher matrix is given by the expectation value of Eq.(6.33).

Since C has already been expectation value, it is only necessary to calculate the expectation values related to D . The expectation values of $D, D_{,i}$ and $D_{,ij}$ are given by

$$\langle D \rangle = \langle (\mathbf{x} - \boldsymbol{\mu})(\mathbf{x} - \boldsymbol{\mu})^T \rangle = C, \tag{6.34}$$

$$\begin{aligned}
\langle D_{,i} \rangle &= \langle [(\mathbf{x} - \boldsymbol{\mu})(\mathbf{x} - \boldsymbol{\mu})^T]_{,i} \rangle \\
&= -\langle \boldsymbol{\mu}_{,i}(\mathbf{x} - \boldsymbol{\mu})^T \rangle - \langle (\mathbf{x} - \boldsymbol{\mu})\boldsymbol{\mu}_{,i}^T \rangle \\
&= -\boldsymbol{\mu}_{,i} \langle (\mathbf{x} - \boldsymbol{\mu})^T \rangle - \langle (\mathbf{x} - \boldsymbol{\mu}) \rangle \boldsymbol{\mu}_{,i}^T = 0, \tag{6.35}
\end{aligned}$$

$$\begin{aligned}
\langle D_{,ij} \rangle &= \langle [(\mathbf{x} - \boldsymbol{\mu})(\mathbf{x} - \boldsymbol{\mu})^T]_{,ij} \rangle \\
&= -\langle \boldsymbol{\mu}_{,ij}(\mathbf{x} - \boldsymbol{\mu})^T \rangle + \langle \boldsymbol{\mu}_{,i}\boldsymbol{\mu}_{,j}^T \rangle \\
&\quad + \langle \boldsymbol{\mu}_{,j}\boldsymbol{\mu}_{,i}^T \rangle - \langle (\mathbf{x} - \boldsymbol{\mu})\boldsymbol{\mu}_{,ij}^T \rangle \\
&= -\boldsymbol{\mu}_{,ij} \langle (\mathbf{x} - \boldsymbol{\mu})^T \rangle + \boldsymbol{\mu}_{,i}\boldsymbol{\mu}_{,j}^T \\
&\quad + \boldsymbol{\mu}_{,j}\boldsymbol{\mu}_{,i}^T - \langle (\mathbf{x} - \boldsymbol{\mu}) \rangle \boldsymbol{\mu}_{,ij}^T \\
&= \boldsymbol{\mu}_{,i}\boldsymbol{\mu}_{,j}^T + \boldsymbol{\mu}_{,j}\boldsymbol{\mu}_{,i}^T, \tag{6.36}
\end{aligned}$$

where we use $\langle (\mathbf{x} - \boldsymbol{\mu}) \rangle = 0$ in Eqs.(6.35) and (6.36) because $\boldsymbol{\mu}$ has already been the expectation value of \mathbf{x} . By using the expectation values of $D, D_{,i}$ and $D_{,ij}$, we obtain the following expectation value of Eq.(6.33),

$$\begin{aligned}
\langle 2\mathcal{L}_{,ij} \rangle &= \text{Tr}[-C^{-1}C_{,j}C^{-1}C_{,i} + C^{-1}C_{,ij} \\
&\quad + C^{-1}C_{,j}C^{-1}C_{,i}C^{-1}\langle D \rangle - C^{-1}C_{,ij}C^{-1}\langle D \rangle \\
&\quad + C^{-1}C_{,i}C^{-1}C_{,j}C^{-1}\langle D \rangle - C^{-1}C_{,i}C^{-1}\langle D_{,j} \rangle \\
&\quad - C^{-1}C_{,j}C^{-1}\langle D_{,i} \rangle + C^{-1}\langle D_{,ij} \rangle] \\
&= \text{Tr}[-C^{-1}C_{,j}C^{-1}C_{,i} + C^{-1}C_{,ij} \\
&\quad + C^{-1}C_{,j}C^{-1}C_{,i}C^{-1}C - C^{-1}C_{,ij}C^{-1}C \\
&\quad + C^{-1}C_{,i}C^{-1}C_{,j}C^{-1}C \\
&\quad + C^{-1}(\boldsymbol{\mu}_{,i}\boldsymbol{\mu}_{,j}^T + \boldsymbol{\mu}_{,j}\boldsymbol{\mu}_{,i}^T)] \\
&= \text{Tr}[C^{-1}C_{,i}C^{-1}C_{,j} + C^{-1}(\boldsymbol{\mu}_{,i}\boldsymbol{\mu}_{,j}^T + \boldsymbol{\mu}_{,j}\boldsymbol{\mu}_{,i}^T)]. \tag{6.37}
\end{aligned}$$

According to the properties of trace $\text{Tr}[AB] = \text{Tr}[BA]$, $\text{Tr}[A] = \text{Tr}[A^T]$ and the symmetric behavior of the variance-covariance matrix $C = C^T$, the second term of Eq.(6.37) reduces to

$$\begin{aligned}
\text{Tr} [C^{-1}(\boldsymbol{\mu}_{,i}\boldsymbol{\mu}_{,j}^T + \boldsymbol{\mu}_{,j}\boldsymbol{\mu}_{,i}^T)] &= \text{Tr} [(C^{-1}\boldsymbol{\mu}_{,i}\boldsymbol{\mu}_{,j}^T)^T + C^{-1}\boldsymbol{\mu}_{,j}\boldsymbol{\mu}_{,i}^T] \\
&= \text{Tr} [\boldsymbol{\mu}_{,j}\boldsymbol{\mu}_{,i}^T(C^{-1})^T + C^{-1}\boldsymbol{\mu}_{,j}\boldsymbol{\mu}_{,i}^T] \\
&= \text{Tr} [\boldsymbol{\mu}_{,i}^T C^{-1}\boldsymbol{\mu}_{,j} + \boldsymbol{\mu}_{,i}^T C^{-1}\boldsymbol{\mu}_{,j}] \\
&= 2\boldsymbol{\mu}_{,i}^T C^{-1}\boldsymbol{\mu}_{,j}.
\end{aligned} \tag{6.38}$$

Therefore, Eq.(6.37) can be rewritten as

$$2\langle \mathcal{L}_{,ij} \rangle = \text{Tr} [C^{-1}C_{,i}C^{-1}C_{,j}] + 2\boldsymbol{\mu}_{,i}^T C^{-1}\boldsymbol{\mu}_{,j}. \tag{6.39}$$

Since the definition of the Fisher matrix is $F \equiv \langle \mathcal{L}_{,ij} \rangle$, we can obtain the following Fisher matrix of the Gaussian likelihood,

$$F = = \frac{1}{2}\text{Tr} [C^{-1}C_{,i}C^{-1}C_{,j}] + \boldsymbol{\mu}_{,i}^T C^{-1}\boldsymbol{\mu}_{,j}. \tag{6.40}$$

In the analysis of this thesis, we use this Fisher matrix formula.

Chapter 7

Fisher information matrix of 21 cm line observation

In this chapter, we calculate the Fisher matrix of 21 cm line observations. At first, we introduce visibility, which is the observed quantity of 21 cm line observations. Next, we treat the visibility as observed data and calculate the formula of the Fisher matrix.

7.1 Visibility [61, 63, 65]

7.1.1 Definition of visibility

In 21 cm line observations, signals are observed by a radio interferometer. When radio waves arrive at antennae of an interferometer, voltage is generated and pairs of the antennae output cross-correlations of the voltages. The cross-correlations are called visibility.

Here, we consider a pair of antennae T_1 and T_2 (Fig.7.1), and express generated voltages of each antenna as $V_1(t)$ and $V_2(t)$, respectively. The generated voltage $V_1(t)$ of antenna T_1 is given by

$$V_1(t) = V_0 e^{-2\pi i \nu t}, \quad (7.1)$$

where ν is the frequency of the radio wave, t is the time at the Earth, V_0 is as amplitude of the voltage. On the other hand, the radio wave which has the same phase arrives at the antenna T_2 late. Therefore, the (geometric) time delay τ_g is given by

$$\tau_g = \frac{\mathbf{B} \cdot \mathbf{n}}{c}, \quad (7.2)$$

where \mathbf{B} is the baseline vector between the pair of the two antennae, and \mathbf{n} is a unit vector pointing to the direction of the radio source. By the time delay τ_g , the generated voltage of T_2 is expressed as

$$V_2(t) = V_0 e^{-2\pi i \nu (t - \tau_g)}. \quad (7.3)$$

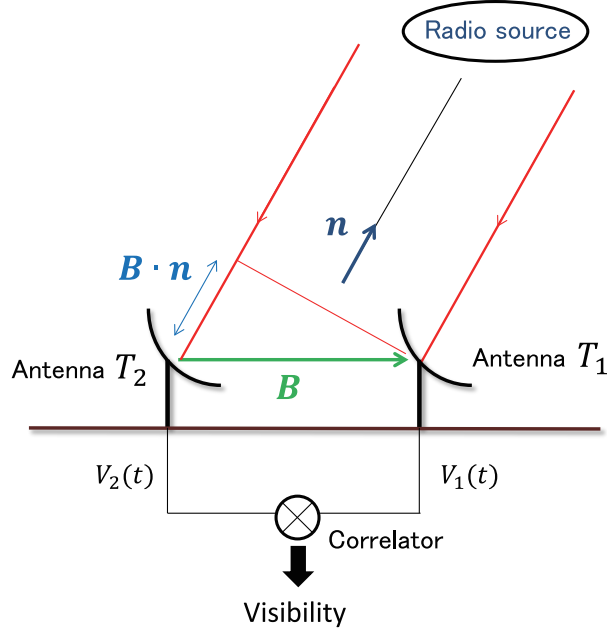


Figure 7.1: An antenna pair of an interferometer

The pair of the antennae outputs a cross-correlation function $C_{12}(\tau)$ between V_1 and V_2 . Generally, the cross-correlation function between some quantities A and B is defined as

$$C_{AB}(\tau) \equiv \lim_{T \rightarrow \infty} \frac{1}{2T} \int_{-T}^T A(t) B^*(t - \tau) dt. \quad (7.4)$$

By this definition, the cross correlation $C_{12}(\tau)$ of V_1 and V_2 is given by

$$\begin{aligned} C_{12}(\tau) &\equiv \lim_{T \rightarrow \infty} \frac{1}{2T} \int_{-T}^T V_1(t) V_2^*(t - \tau) dt \\ &= \lim_{T \rightarrow \infty} \frac{1}{2T} \int_{-T}^T V_0 e^{-2\pi i \nu t} V_0 e^{2\pi i \nu (t - \tau_g - \tau)} dt \\ &= \lim_{T \rightarrow \infty} \frac{1}{2T} \int_{-T}^T V_0^2 e^{-2\pi i \nu (\tau_g + \tau)} dt \\ &= V_0^2 e^{-2\pi i \nu (\tau_g + \tau)}, \end{aligned} \quad (7.5)$$

where the coefficient V_0^2 is proportional to the power of the radio wave $\epsilon(\mathbf{n})$ (= the energy per unit time). The power of the radio wave $\epsilon(\mathbf{n})$ can be written as

$$\epsilon(\mathbf{n}) = A_\nu(\mathbf{n}) I_\nu(\mathbf{n}) d\nu d\Omega_{\mathbf{n}}, \quad (7.6)$$

where $I_\nu(\mathbf{n})$ is the specific intensity of the radio source, $d\Omega_{\mathbf{n}}$ is the solid angle and $A_\nu(\mathbf{n})$ is the effective area of the antenna. Since $V_0^2 \propto \epsilon(\mathbf{n})$, we introduce the following quantity,

$$dR(\tau; \mathbf{n}, \mathbf{B}, \nu) \equiv A_\nu(\mathbf{n}) I_\nu(\mathbf{n}) d\nu d\Omega_{\mathbf{n}} e^{-2\pi i \nu (\tau_g + \tau)}. \quad (7.7)$$

We integrate this quantity dR which comes from various directions, and obtain

$$\begin{aligned} R(\tau; \mathbf{B}, \nu) &= \int_{\Omega_{\text{source}}} A_\nu(\mathbf{n}) I_\nu(\mathbf{n}) d\nu e^{-2\pi i \nu (\tau_g + \tau)} d\Omega_{\mathbf{n}} \\ &= e^{-2\pi i \nu \tau} d\nu \int_{\Omega_{\text{source}}} A_\nu(\mathbf{n}) I_\nu(\mathbf{n}) e^{-2\pi i \nu \frac{\mathbf{B} \cdot \mathbf{n}}{c}} d\Omega_{\mathbf{n}}, \end{aligned} \quad (7.8)$$

where Ω_{source} is the total solid angle of the radio source. By the integral of the second line of Eq.(7.8), we define the visibility $V(\mathbf{B}, \nu)$ as

$$V(\mathbf{B}, \nu) \equiv \int_{\Omega_{\text{source}}} A_\nu(\mathbf{n}) I_\nu(\mathbf{n}) e^{-2\pi i \nu \frac{\mathbf{B} \cdot \mathbf{n}}{c}} d\Omega_{\mathbf{n}}. \quad (7.9)$$

In an observation by an interferometer, we can get the original specific intensity $I_\nu(\mathbf{n})$ by measuring visibilities of various base lines \mathbf{B} . From now on, instead of the baseline vector \mathbf{B} , we introduce the following vector \mathbf{u}_B , which is defined as

$$\mathbf{u}_B = (u, v, w) \equiv \frac{\nu}{c} \mathbf{B}. \quad (7.10)$$

and we can rewrite the visibility as

$$V(\mathbf{u}_B, \nu) = \int_{\Omega_{\text{source}}} A_\nu(\mathbf{n}) I_\nu(\mathbf{n}) e^{-2\pi i \mathbf{u}_B \cdot \mathbf{n}} d\Omega_{\mathbf{n}}. \quad (7.11)$$

7.1.2 Visibility for a narrow radio source

By polar coordinate $\mathbf{n} = (\sin \theta \cos \phi, \sin \theta \sin \phi, \cos \theta) \longrightarrow d\Omega_{\mathbf{n}} = \sin \theta d\theta d\phi$, the visibility can be expressed as

$$\begin{aligned} V(u, v, w, \nu) &= \int_{\Omega_{\text{source}}} \sin \theta d\theta d\phi A_\nu(\theta, \phi) I_\nu(\theta, \phi) \\ &\quad \times \exp[-2\pi i (u \sin \theta \cos \phi + v \sin \theta \sin \phi + w \cos \theta)]. \end{aligned} \quad (7.12)$$

Additionally, by doing the following transformation of the variables,

$$\begin{cases} \xi = \sin \theta \cos \phi, \\ \eta = \sin \theta \sin \phi, \end{cases} \quad (7.13)$$

$$\longrightarrow d\theta d\phi = \frac{d\xi d\eta}{\sqrt{(\xi^2 + \eta^2)(1 - \xi^2 - \eta^2)}}, \quad (7.14)$$

the visibility is rewritten as

$$\begin{aligned} V(u, v, w, \nu) &= \int_{\Omega_{\text{source}}} \frac{d\xi d\eta}{\sqrt{1 - \xi^2 - \eta^2}} A_\nu(\xi, \eta) I_\nu(\xi, \eta) \\ &\quad \times \exp[-2\pi i (u\xi + v\eta + w\sqrt{1 - \xi^2 - \eta^2})]. \end{aligned} \quad (7.15)$$

When the region of a radio source is sufficiently narrow and the source exists near only the direction $\mathbf{n} = (0, 0, 1)$, we can use an approximations of $|\theta| \ll 1 \rightarrow |\xi|$ and $|\eta| \ll 1 \rightarrow \sqrt{1 - \xi^2 - \eta^2} \approx 1$. In this case, the visibility becomes

$$\begin{aligned} V(u, v, w, \nu) &\approx \int_{\Omega_{\text{source}}} d\xi d\eta A_\nu(\xi, \eta) I_\nu(\xi, \eta) \exp[-2\pi i(u\xi + v\eta + w)] \\ &= e^{-2\pi i w} \int_{-\infty}^{\infty} d\xi \int_{-\infty}^{\infty} d\eta A_\nu(\xi, \eta) I_\nu(\xi, \eta) \exp[-2\pi i(u\xi + v\eta)], \end{aligned} \quad (7.16)$$

where we can take the integration range as $-\infty < \xi < \infty$ and $-\infty < \eta < \infty$ because the effective area $A_\nu(\xi, \eta)$ of an antenna is zero outside of the region where the radio source exists. Hence, $A_\nu(\xi, \eta)$ means a window function. Since $|\theta| \ll 1$, we can use the following approximations,

$$\xi = \sin \theta \cos \phi \approx \theta \cos \phi \equiv \theta^1, \quad (7.17a)$$

$$\eta = \sin \theta \sin \phi \approx \theta \sin \phi \equiv \theta^2. \quad (7.17b)$$

By using these approximations, we can write the visibility as

$$V(u, v, w, \nu) \approx e^{-2\pi i w} \int_{-\infty}^{\infty} d\theta^1 \int_{-\infty}^{\infty} d\theta^2 A_\nu(\theta^1, \theta^2) I_\nu(\theta^1, \theta^2) \exp[-2\pi i(u\theta^1 + v\theta^2)], \quad (7.18)$$

where θ^1 and θ^2 means visual angle of the radio source, and their directions are perpendicular to the LOS. From Eq.(7.18), we find that the visibility $V(u, v, w, \nu)$ is the Fourier transformation of the specific intensity $I_\nu(\theta^1, \theta^2)$ of the radio source multiplied by the window function $A_\nu(\theta^1, \theta^2)$. Therefore, by using the inverse Fourier transformation, we can get the original specific intensity from the visibility. Form now on, we set $w = 0$ and omit $e^{-2\pi i w}$ from Eq.(7.18).

By substituting Eq.(7.18) into Eq.(7.8) and integrating it with respect to the frequency, we can define the following quantity,

$$\begin{aligned} S(u, v, \tau) &\equiv \int e^{-2\pi i \nu \tau} d\nu V(u, v, w = 0, \nu) \\ &= \int_{-\infty}^{\infty} e^{-2\pi i \nu \tau} d\nu F_{\boldsymbol{\theta}}(\nu) \int_{-\infty}^{\infty} d\theta^1 \int_{-\infty}^{\infty} d\theta^2 A_\nu(\theta^1, \theta^2) I_\nu(\theta^1, \theta^2) \exp[-2\pi i(u\theta^1 + v\theta^2)] \\ &= \int_{-\infty}^{\infty} d\nu \int_{-\infty}^{\infty} d\theta^1 \int_{-\infty}^{\infty} d\theta^2 W(\theta^1, \theta^2, \nu) I_\nu(\theta^1, \theta^2) \exp[-2\pi i(u\theta^1 + v\theta^2 + \nu\tau)], \end{aligned} \quad (7.19)$$

where we take the integration range as $-\infty < \nu < \infty$ by introducing a window function $F_{\boldsymbol{\theta}}(\nu)$, and we use $W(\theta^1, \theta^2, \nu) \equiv A_\nu(\theta^1, \theta^2) F_{\boldsymbol{\theta}}(\nu)$ as the window function of the specific intensity $I_\nu(\theta^1, \theta^2)$.

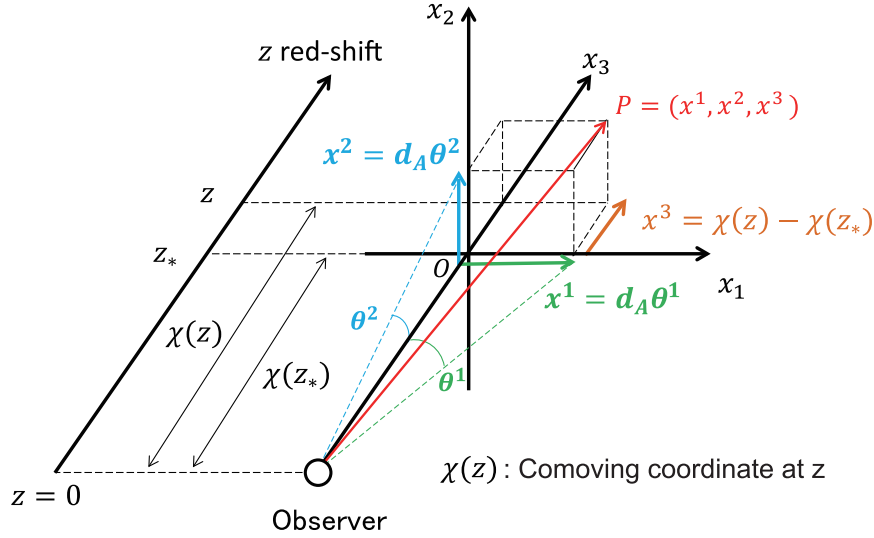


Figure 7.2: Comoving coordinate (x^1, x^2, x^3) .

7.1.3 Visibility of 21cm line observations

Here, we calculate the visibility of 21 cm line observations. We consider a radio wave which comes from a region near redshift z_* , which is a reference redshift of the radio source. In this case, observed wave length and frequency are close to $\lambda_* \equiv \lambda_{21}(1 + z_*)$ and $\nu_* \equiv \frac{c}{\lambda_*} = \frac{\nu_{21}}{1+z_*}$, respectively. By using the comoving angular diameter distance d_A and the Hubble parameter, we can make a connection with the coordinate of Eq.(7.19) $(\theta^1, \theta^2, \nu)$ and the comoving coordinate $\mathbf{x} = (x^1, x^2, x^3)$, where x^1 and x^2 are the components of the comoving coordinate perpendicular to the LOS, x^3 is the component along the LOS, and their origin is the reference redshift position $z = z_*$ (see Fig.7.2). The comoving angular diameter distance d_A is given by

$$d_A(z) \equiv \frac{l}{\theta}, \quad (7.20)$$

where l is a comoving size and θ is a visual angle. By using d_A , θ^1 and θ^2 , the components of the comoving coordinate x^1 and x^2 are expressed as

$$x^1 = d_A(z_*)\theta^1, \quad , \quad x^2 = d_A(z_*)\theta^2. \quad (7.21)$$

From the Fig.7.2, the x^3 is given by the difference between the comoving coordinate $\chi(z)$ and the central redshift $\chi(z_*)$. Therefore, x^3 is written as

$$\begin{aligned} x^3 &= \int_0^z \frac{cdz'}{H(z')} - \int_0^{z_*} \frac{cdz'}{H(z')} \\ &= \int_{z_*}^z \frac{cdz'}{H(z')} \\ &\approx \frac{c(z - z_*)}{H(z_*)}, \end{aligned} \quad (7.22)$$

where we use that z is approximately close to the reference redshift z_* (the region of the radio source is sufficiently narrow). The following is a summary of the above,

$$\mathbf{x} = (x^1, x^2, x^3) = \left(d_A(z_*)\theta^1, d_A(z_*)\theta^2, \frac{c(z - z_*)}{H(z_*)} \right). \quad (7.23)$$

Additionally, by using the relation $1 + z = \nu_{21}/\nu$, x^3 is rewritten as

$$\begin{aligned} x^3 &= \frac{c(z - z_*)}{H(z_*)} = \frac{c}{H(z_*)} \left(\frac{\nu_{21}}{\nu} - \frac{\nu_{21}}{\nu_*} \right) \\ &\approx \frac{c\nu_{21}}{H(z_*)} \left(-\frac{1}{\nu_*^2}(\nu - \nu_*) \right) \\ &= -\frac{c\nu_{21}}{H(z_*)\nu_*^2} (\nu - \nu_*), \end{aligned} \quad (7.24)$$

where we use that the difference between ν and ν_* are sufficiently small. Since the minus sign in the above equation can be eliminated by the Fourier transformation, we omit it from now on. Moreover, we define the conversion factor from ν to x^3 as

$$y(z_*) \equiv \frac{c\nu_{21}}{H(z_*)\nu_*^2} = \frac{c(1 + z_*)^2}{\nu_{21}H(z_*)}. \quad (7.25)$$

Instead of ν , by using $\Delta\nu \equiv \nu - \nu_*$ and $y(z_*)$, Eq.(7.23) is rewritten as

$$\mathbf{x} = (x^1, x^2, x^3) = (d_A(z_*)\theta^1, d_A(z_*)\theta^2, y(z_*)\Delta\nu). \quad (7.26)$$

This relation is the connection with the $(\theta^1, \theta^2, \nu)$ and the comoving coordinate \mathbf{x} .

Next, we rewrite the variable of Eq.(7.19) by $\Delta\nu$, and we can omit the extra factor $e^{-2\pi i\nu_*\tau}$ because the factor does not affect the following discussion. In this case, $S(u, v, \tau)$ is expressed as

$$\begin{aligned} S(u, v, \tau) &= \int_{-\infty}^{\infty} d(\Delta\nu) \int_{-\infty}^{\infty} d\theta^1 \int_{-\infty}^{\infty} d\theta^2 W(\theta^1, \theta^2, \Delta\nu) I_\nu(\theta^1, \theta^2) \\ &\quad \times \exp[-2\pi i(u\theta^1 + v\theta^2 + \Delta\nu\tau)]. \end{aligned} \quad (7.27)$$

Since the formulae related to the 21 cm line is written by using the brightness temperature, we translate the intensity I_ν into $T_b(\nu) = \frac{c^2}{2\nu^2 k_B} I_\nu$. Furthermore, the difference between the brightness temperature and CMB temperature $\Delta T_b \equiv T_b - T_\gamma$ is generally used in observations of 21 cm line. Therefore, we use this quantity from now on. By using the difference of observed brightness temperature ΔT_b^{obs} , the visibility and its integration $S(u, v, \tau)$ with respect to ν are given by

$$\begin{aligned} V_{T_b}(u, v, \Delta\nu) &= \int_{-\infty}^{\infty} d\theta^1 \int_{-\infty}^{\infty} d\theta^2 A_\nu(\theta^1, \theta^2) \Delta T_b^{obs}(\theta^1, \theta^2, \Delta\nu) \exp[-2\pi i(u\theta^1 + v\theta^2)] \\ &= \int_{-\infty}^{\infty} d\theta^1 \int_{-\infty}^{\infty} d\theta^2 A_\nu(\theta^1, \theta^2) \Delta \bar{T}_b^{obs}(1 + \delta_{21}(\theta^1, \theta^2, \Delta\nu)) \\ &\quad \times \exp[-2\pi i(u\theta^1 + v\theta^2)], \end{aligned} \quad (7.28)$$

$$\begin{aligned} S_{T_b}(u, v, \tau) &= \int_{-\infty}^{\infty} d(\Delta\nu) F_{\boldsymbol{\theta}}(\Delta\nu) V_{T_b}(u, v, \Delta\nu) e^{-2\pi i \Delta\nu \tau} \\ &= \int_{-\infty}^{\infty} d(\Delta\nu) \int_{-\infty}^{\infty} d\theta^1 \int_{-\infty}^{\infty} d\theta^2 W(\theta^1, \theta^2, \Delta\nu) \Delta \bar{T}_b^{obs}(1 + \delta_{21}(\theta^1, \theta^2, \Delta\nu)) \\ &\quad \times \exp[-2\pi i(u\theta^1 + v\theta^2 + \Delta\nu \tau)]. \end{aligned} \quad (7.29)$$

For the brightness temperature $\Delta T_b^{obs}(\theta^1, \theta^2, \Delta\nu) = \Delta \bar{T}_b^{obs}(1 + \delta_{21}(\theta^1, \theta^2, \Delta\nu))$ in Eqs.(7.28) and (7.29), the averaged component term $\Delta \bar{T}_b^{obs}$ does not depend on the location. Therefore, we only need to consider the fluctuation term $\Delta \bar{T}_b^{obs} \delta_{21}(\theta^1, \theta^2, \Delta\nu)$ in Eqs.(7.28) and (7.29). From now on, we define and use the following vectors,

$$\boldsymbol{\Theta} \equiv (\theta^1, \theta^2, \Delta\nu), \quad (7.30a)$$

$$\mathbf{u}_\perp \equiv (u, v), \quad (7.30b)$$

$$\mathbf{u} \equiv (u, v, \tau) = (\mathbf{u}_\perp, \tau), \quad (7.30c)$$

and we call the coordinate space of \mathbf{u} u-space.

7.2 Fisher information matrix of 21 cm line observations

In this section, we calculate the Fisher matrix of 21 cm line observations. We treat visibilities as observed data, and only consider their fluctuation component. From now on, $V_{T_b}(\mathbf{u}_\perp, \Delta\nu)$ and $S_{T_b}(\mathbf{u}_\perp, \tau)$ represent only their fluctuation components. Therefore, we can assume that expected values of the visibilities are given by $\langle V_{T_b,i} \rangle = \langle V_{T_b}(\mathbf{u}_{\perp,i}, \Delta\nu) \rangle = 0$, where i is index of baseline vectors, and the visibilities obey the following multi-dimensional

Gaussian likelihood,

$$P(V_{T_b1}, V_{T_b2}, \dots, V_{T_bN}) = \frac{1}{(2\pi)^{\frac{n}{2}} \sqrt{\det C}} \exp \left[-\frac{1}{2} \sum_{i,j=1}^N V_{T_b i}^* \left(C_{V_{T_b}}^{-1} \right)_{ij} V_{T_b j} \right], \quad (7.31)$$

$$\left(C_{V_{T_b}} \right)_{ij} = \langle V_{T_b i} V_{T_b j}^* \rangle, \quad (7.32)$$

where the number of the data is determined by the experimental resolution of u , v and $\Delta\nu$ ($N = N_u \times N_v \times N_{\Delta\nu}$). Below we calculate the Fisher matrix of the Fourier transformation of the visibility, i.e. S_{T_b} . The Fisher matrix is calculated through Eq.(6.41), and we need to estimate the variance-covariance matrix $C_{S_{T_b}}$ of S_{T_b} . The variance-covariance matrix has the contributions of sample variance $C_{S_{T_b}}^{SV} \equiv \langle S_{T_b i} S_{T_b j}^* \rangle$ and detector noise $C_{S_{T_b}}^N$. Below, we first calculate the former contribution.

7.2.1 Sample Variance [37, 63]

Here, we calculate the variance-covariance matrix $C_{S_{T_b}}^{SV} \equiv \langle S_{T_b i} S_{T_b j}^* \rangle$ of 21 cm line signals, and it is called the sample variance. By the fluctuation component of Eq.(7.29), the matrix is expressed as

$$\begin{aligned} \left(C_{S_{T_b}}^{SV} \right)_{ij} &\equiv \langle S_{T_b}(\mathbf{u}_i) S_{T_b}^*(\mathbf{u}_j) \rangle \\ &= \left\langle \left(\int_{-\infty}^{\infty} \int_{-\infty}^{\infty} \int_{-\infty}^{\infty} d^3\Theta W(\Theta) \Delta \bar{T}_b^{obs} \delta_{21}(\Theta) e^{-2\pi i \mathbf{u}_i \cdot \Theta} \right) \right. \\ &\quad \left. \times \left(\int_{-\infty}^{\infty} \int_{-\infty}^{\infty} \int_{-\infty}^{\infty} d^3\Theta' W(\Theta') \Delta \bar{T}_b^{obs} \delta_{21}(\Theta') e^{-2\pi i \mathbf{u}_j \cdot \Theta'} \right)^* \right\rangle. \end{aligned} \quad (7.33)$$

By defining the following Fourier transformation,

$$\tilde{A}(\mathbf{u}) \equiv \int_{-\infty}^{\infty} \int_{-\infty}^{\infty} \int_{-\infty}^{\infty} d^3\Theta A(\Theta) e^{-2\pi i \mathbf{u} \cdot \Theta}, \quad (7.34a)$$

$$A(\Theta) \equiv \int_{-\infty}^{\infty} \int_{-\infty}^{\infty} \int_{-\infty}^{\infty} d^3u \tilde{A}(\mathbf{u}) e^{2\pi i \mathbf{u} \cdot \Theta}, \quad (7.34b)$$

and using their property

$$\int_{-\infty}^{\infty} \int_{-\infty}^{\infty} \int_{-\infty}^{\infty} d^3\Theta A(\Theta) B(\Theta) e^{-2\pi i \mathbf{u} \cdot \Theta} = \int_{-\infty}^{\infty} \int_{-\infty}^{\infty} \int_{-\infty}^{\infty} d^3u' \tilde{A}(\mathbf{u} - \mathbf{u}') \tilde{B}(\mathbf{u}'), \quad (7.35)$$

we can estimate Eq.(7.33) as follows,

$$\begin{aligned}
\left(C_{S_{T_b}}^{SV}\right)_{ij} &= \left\langle \left(\int_{-\infty}^{\infty} \int_{-\infty}^{\infty} \int_{-\infty}^{\infty} d^3 u' \tilde{W}(\mathbf{u}_i - \mathbf{u}') \Delta \bar{T}_b^{obs} \tilde{\delta}_{21}(\mathbf{u}') \right) \right. \\
&\quad \times \left. \left(\int_{-\infty}^{\infty} \int_{-\infty}^{\infty} \int_{-\infty}^{\infty} d^3 u'' \tilde{W}(\mathbf{u}_j - \mathbf{u}'') \Delta \bar{T}_b^{obs} \tilde{\delta}_{21}(\mathbf{u}'') \right)^* \right\rangle \\
&= \int_{-\infty}^{\infty} \int_{-\infty}^{\infty} \int_{-\infty}^{\infty} d^3 u' \int_{-\infty}^{\infty} \int_{-\infty}^{\infty} \int_{-\infty}^{\infty} d^3 u'' \tilde{W}(\mathbf{u}_i - \mathbf{u}') \tilde{W}^*(\mathbf{u}_j - \mathbf{u}'') \\
&\quad \times (\Delta \bar{T}_b^{obs})^2 \langle \tilde{\delta}_{21}(\mathbf{u}') \tilde{\delta}_{21}^*(\mathbf{u}'') \rangle \\
&= \int_{-\infty}^{\infty} \int_{-\infty}^{\infty} \int_{-\infty}^{\infty} d^3 u' \int_{-\infty}^{\infty} \int_{-\infty}^{\infty} \int_{-\infty}^{\infty} d^3 u'' \tilde{W}(\mathbf{u}_i - \mathbf{u}') \tilde{W}^*(\mathbf{u}_j - \mathbf{u}'') \\
&\quad \times (\Delta \bar{T}_b^{obs})^2 P_{21}(\mathbf{u}') \delta^D(\mathbf{u}' - \mathbf{u}'') \\
&= \int_{-\infty}^{\infty} \int_{-\infty}^{\infty} \int_{-\infty}^{\infty} d^3 u' \tilde{W}(\mathbf{u}_i - \mathbf{u}') \tilde{W}^*(\mathbf{u}_j - \mathbf{u}') (\Delta \bar{T}_b^{obs})^2 P_{21}(\mathbf{u}') \\
&= \int_{-\infty}^{\infty} \int_{-\infty}^{\infty} \int_{-\infty}^{\infty} d^3 u' \left| \tilde{W}(\mathbf{u}_i - \mathbf{u}') \right|^2 \delta_{ij} (\Delta \bar{T}_b^{obs})^2 P_{21}(\mathbf{u}'), \tag{7.36}
\end{aligned}$$

where we define the following power spectrum of 21 cm line,

$$\langle \tilde{\delta}_{21}(\mathbf{u}) \tilde{\delta}_{21}^*(\mathbf{u}') \rangle \equiv P_{21}(\mathbf{u}) \delta^D(\mathbf{u} - \mathbf{u}'), \tag{7.37}$$

and in the final line of Eq.(7.36), we use the diagonal property of the window function $\tilde{W}(\mathbf{u})$.

Next, we set the following normalization condition of the window function,

$$\int_{-\infty}^{\infty} \int_{-\infty}^{\infty} \int_{-\infty}^{\infty} d^3 u \tilde{W}(\mathbf{u}) = 1. \tag{7.38}$$

Since this window function has non-zero value in a small region near $\mathbf{u} = 0$ with its volume $\delta u \delta v \delta \tau$, we can express it as

$$\delta u \delta v \delta \tau \tilde{W}(\mathbf{u}) \approx 1 \quad \longrightarrow \quad \tilde{W}(\mathbf{u}) \approx \frac{1}{\delta u \delta v \delta \tau}, \tag{7.39}$$

By using this window function, Eq.(7.36) reduces to

$$\begin{aligned}
\left(C_{S_{T_b}}^{SV}\right)_{ij} &\approx \frac{1}{\delta u \delta v \delta \tau} \delta_{ij} (\Delta \bar{T}_b^{obs})^2 P_{21}(\mathbf{u}_i) \\
&= \frac{\delta_{ij}}{\delta u \delta v \delta \tau} P_{T_b}(\mathbf{u}_i), \tag{7.40}
\end{aligned}$$

$$P_{T_b}(\mathbf{u}_i) \equiv (\Delta \bar{T}_b^{obs})^2 P_{21}(\mathbf{u}_i). \tag{7.41}$$

Because the resolutions of u , v and τ are $\delta u \delta v \approx \frac{A_e}{\lambda^2}$ and $\delta \tau \approx \frac{1}{B}$, the sample variance can be given by [37]

$$\left(C_{S_{T_b}}^{SV}\right)_{ij} \approx \frac{\lambda^2 B}{A_e} P_{T_b}(\mathbf{u}_i) \delta_{ij}. \tag{7.42}$$

7.2.2 Detector Noise [37, 63]

The detector noise of visibility per a pair of two antennae is give by [37, 90]

$$\Delta V_{T_b}^N = \frac{\lambda^2 T_{\text{sys}}}{A_e \sqrt{\delta(\Delta\nu) t_0}}, \quad (7.43)$$

where t_0 is the observation time of a frequency channel, $\delta(\Delta\nu)$ is the frequency resolution, A_e is the effective area of the antenna, $\lambda = \lambda_{21}(1+z)$ is the observed wave length and T_{sys} is the system temperature.

If a number of pairs of antennae correspond to one baseline vector \mathbf{u}_\perp , the detector noise reduces to

$$\Delta V_{T_b}^N(\mathbf{u}_\perp, \Delta\nu) = \frac{\lambda^2 T_{\text{sys}}}{A_e \sqrt{\delta(\Delta\nu) N_b(\mathbf{u}_\perp) t_0}}, \quad (7.44)$$

where $N_b(\mathbf{u}_\perp)$ is the number of the antenna pairs. From this formula, the noise of S_{T_b} is given by

$$\begin{aligned} \Delta S_{T_b}^N(\mathbf{u}_\perp, \tau) &= \int_{-\infty}^{\infty} d(\Delta\nu) F_{\boldsymbol{\theta}}(\Delta\nu) \Delta V_{T_b}^N(\mathbf{u}_\perp, \Delta\nu) e^{-2\pi i \Delta\nu \tau} \\ &= \sum_{j=1}^{B/\delta(\Delta\nu)} \delta(\Delta\nu) \Delta V_{T_b}^N(\mathbf{u}_\perp, \Delta\nu_j) e^{-2\pi i \Delta\nu_j \tau}, \end{aligned} \quad (7.45)$$

where in the second line we use that the window function $F_{\boldsymbol{\theta}}(\Delta\nu)$ has non-zero values in a narrow frequency range B , and the number of the data is $B/\delta(\Delta\nu)$. The frequency band B is called the bandwidth. By using Eq.(7.45), the variance-covariance matrix of $\Delta S_{T_b}^N$ is calculated as follows,

$$\begin{aligned} \left(C_{S_{T_b}}^N \right)_{ij} &\equiv \langle \Delta S_{T_b}^N(\mathbf{u}_i) \Delta S_{T_b}^{N*}(\mathbf{u}_j) \rangle \\ &= \sum_{m,l=1}^{B/\delta(\Delta\nu)} [\delta(\Delta\nu)]^2 e^{-2\pi i(\Delta\nu_m \tau_i - \Delta\nu_l \tau_j)} \langle \Delta V_{T_b}^N(\mathbf{u}_{\perp i}, \Delta\nu_m) \Delta V_{T_b}^{N*}(\mathbf{u}_{\perp j}, \Delta\nu_l) \rangle \\ &= \sum_{m,l=1}^{B/\delta(\Delta\nu)} [\delta(\Delta\nu)]^2 e^{-2\pi i(\Delta\nu_m \tau_i - \Delta\nu_l \tau_j)} [\Delta V_{T_b}^N(\mathbf{u}_{\perp i}, \Delta\nu_m)]^2 \delta_{ij} \delta_{ml} \\ &= \sum_{m=1}^{B/\delta(\Delta\nu)} [\delta(\Delta\nu)]^2 [\Delta V_{T_b}^N(\mathbf{u}_{\perp i}, \Delta\nu_m)]^2 \delta_{ij} \\ &= \frac{B}{\delta(\Delta\nu)} [\delta(\Delta\nu)]^2 \left(\frac{\lambda^2 T_{\text{sys}}}{A_e \sqrt{\delta(\Delta\nu) N_b(\mathbf{u}_{\perp i}) t_0}} \right)^2 \delta_{ij} \\ &= B \left(\frac{\lambda^2 T_{\text{sys}}}{A_e} \right)^2 \frac{\delta_{ij}}{N_b(\mathbf{u}_{\perp i}) t_0}, \end{aligned} \quad (7.46)$$

where in the third line we assume that there are no correlations between the different visibilities $\Delta V_{T_b}^N(\mathbf{u}_{\perp i}, \Delta\nu_m)$.

Next, we introduce the baseline density $n_b(\mathbf{u}_{\perp})$, and the number of the antenna pairs $N_b(\mathbf{u}_{\perp})$ can be expressed as

$$N_b(\mathbf{u}_{\perp}) = n_b(\mathbf{u}_{\perp})\delta u\delta v, \quad (7.47)$$

where δu and δv are the resolutions in the u-space, and they are given by $\delta u\delta v \approx A_e/\lambda^2$. Here, $N_b(\mathbf{u}_{\perp})$ means the total number of the baselines existing a small region of u-space, and its ranges are from u to $u + \delta u$ and from v to $v + \delta v$. By using the baseline density, the variance-covariance matrix of the detector noise Eq.(7.46) is rewritten as [91,92]

$$\left(C_{S_{T_b}}^N\right)_{ij} = \frac{\lambda^2 B}{A_e} \left\{ \left(\frac{\lambda^2 T_{\text{sys}}}{A_e}\right)^2 \frac{\delta_{ij}}{n_b(\mathbf{u}_{\perp i})t_0} \right\}. \quad (7.48)$$

This baseline density used here can be calculated from the specific antenna distribution [93]. Additionally, the integration of the baseline density with respect to \mathbf{u}_{\perp} becomes the total number of the antenna pairs

$$N_b^{\text{total}} = \int \int n_b(\mathbf{u}_{\perp})\delta u\delta v, \quad (7.49a)$$

$$N_b^{\text{total}} = \frac{N_{\text{ant}}(N_{\text{ant}} - 1)}{2}. \quad (7.49b)$$

7.2.3 Contribution of residual foregrounds

Here, we consider the situation of existing some residual foregrounds. For the 21 cm line observation, we take account of the most dominant galactic foreground, namely the synchrotron radiation. We assume that the foreground subtraction can be done down to a given level, and treat the contribution of the residual foreground as a Gaussian random field. Then, we introduce the following effective noise including the contribution of the residual foreground ΔV^{RFg} ,

$$\Delta V_{T_b}^{N,\text{eff}}(\mathbf{u}_{\perp i}, \Delta\nu_m) \equiv \Delta V_{T_b}^N(\mathbf{u}_{\perp i}, \Delta\nu_m) + \Delta V^{\text{RFg}}(\mathbf{u}_{\perp i}, \Delta\nu_m). \quad (7.50)$$

By using this effective noise, we define the variance-covariance matrix of this effective noise as

$$\begin{aligned}
\left(C_{S_{T_b}}^{N,\text{eff}}\right)_{ij} &\equiv \left\langle \Delta S_{T_b}^{N,\text{eff}}(\mathbf{u}_i) \Delta S_{T_b}^{N,\text{eff}*}(\mathbf{u}_j) \right\rangle \\
&= \sum_{m,l=1}^{B/\delta(\Delta\nu)} [\delta(\Delta\nu)]^2 e^{-2\pi i(\Delta\nu_m \tau_i - \Delta\nu_l \tau_j)} \\
&\quad \times \left\langle \left(\Delta V_{T_b}^N(\mathbf{u}_{\perp i}, \Delta\nu_m) + \Delta V^{\text{RFg}}(\mathbf{u}_{\perp i}, \Delta\nu_m) \right) \left(\Delta V_{T_b}^{N*}(\mathbf{u}_{\perp j}, \Delta\nu_l) + \Delta V^{\text{RFg}*}(\mathbf{u}_{\perp j}, \Delta\nu_l) \right) \right\rangle \\
&= \sum_{m=1}^{B/\delta(\Delta\nu)} [\delta(\Delta\nu)]^2 \left[\left(\Delta V_{T_b}^N(\mathbf{u}_{\perp i}, \Delta\nu_m) \right)^2 \delta_{ij} \right. \\
&\quad \left. + \sum_{l=1}^{B/\delta(\Delta\nu)} e^{-2\pi i(\Delta\nu_m \tau_i - \Delta\nu_l \tau_j)} \left\langle \Delta V^{\text{RFg}}(\mathbf{u}_{\perp i}, \Delta\nu_m) \Delta V^{\text{RFg}*}(\mathbf{u}_{\perp j}, \Delta\nu_l) \right\rangle \right], \quad (7.51)
\end{aligned}$$

where we assume that there are no correlations between the detector noise and the residual foreground. When the value of $\Delta\nu_m$ is close to that of $\Delta\nu_l$ in this frequency band, the second term becomes

$$\begin{aligned}
[\text{Second term of Eq.(7.51)}] &= \sum_{l=1}^{B/\delta(\Delta\nu)} e^{-2\pi i(\Delta\nu_m \tau_i - \Delta\nu_l \tau_j)} \left\langle \Delta V^{\text{RFg}}(\mathbf{u}_{\perp i}, \Delta\nu_m) \Delta V^{\text{RFg}*}(\mathbf{u}_{\perp j}, \Delta\nu_l) \right\rangle \\
&\approx \frac{B}{\delta(\Delta\nu)} e^{-2\pi i \Delta\nu_m (\tau_i - \tau_j)} \left\langle \Delta V^{\text{RFg}}(\mathbf{u}_{\perp i}, \Delta\nu_m) \Delta V^{\text{RFg}*}(\mathbf{u}_{\perp j}, \Delta\nu_m) \right\rangle.
\end{aligned}$$

Moreover, the correlation of the residual foreground becomes

$$\begin{aligned}
\left\langle \Delta V^{\text{RFg}}(\mathbf{u}_{\perp i}, \Delta\nu_m) \Delta V^{\text{RFg}*}(\mathbf{u}_{\perp j}, \Delta\nu_m) \right\rangle &= \int d\mathbf{u}'_{\perp} \left| \tilde{A}_{\nu}(\mathbf{u}_{\perp i} - \mathbf{u}'_{\perp}) \right|^2 \delta_{ij} C^{\text{RFg}}(\mathbf{u}'_{\perp}, \nu_m) \\
&\approx \frac{\lambda^2}{A_e} \delta_{ij} C^{\text{RFg}}(\mathbf{u}'_{\perp, i}, \nu_m), \quad (7.52)
\end{aligned}$$

where we use the same calculation of the sample variance, ν_m is the frequency corresponding to $\Delta\nu_m$ ($\equiv \nu_m - \nu_*$), and ν_* is the central frequency value in this frequency band. Therefore, the second term of the Eq.(7.51) can be expressed as

$$\begin{aligned}
[\text{Second term of Eq.(7.51)}] &\approx \frac{B}{\delta(\Delta\nu)} e^{-2\pi i \Delta\nu_m (\tau_i - \tau_j)} \left\{ \frac{\lambda^2}{A_e} \delta_{ij} C^{\text{RFg}}(\mathbf{u}'_{\perp, i}, \nu_m) \right\} \\
&= \frac{\lambda^2}{A_e} \frac{B}{\delta(\Delta\nu)} C^{\text{RFg}}(\mathbf{u}'_{\perp, i}, \nu_m), \quad (7.53)
\end{aligned}$$

By substituting Eq.(7.48) into the visibility noise contribution and Eq.(7.53) into the

residual foreground contribution, we can express the effective noise as

$$\begin{aligned}
\left(C_{S_{T_b}}^{N,\text{eff}}\right)_{ij} &= \frac{B}{\delta(\Delta\nu)} [\delta(\Delta\nu)]^2 \left[\left(\frac{\lambda^2 T_{\text{sys}}}{A_e \sqrt{\delta(\Delta\nu) N_b(\mathbf{u}_{\perp i}) t_0}} \right)^2 + \frac{\lambda^2}{A_e} \frac{B}{\delta(\Delta\nu)} C^{\text{RFg}}(\mathbf{u}_{\perp i}, \nu_*) \right] \delta_{ij} \\
&= \left[\frac{B\lambda^2}{A_e} \left\{ \left(\frac{\lambda^2 T_{\text{sys}}}{A_e} \right)^2 \frac{\delta_{ij}}{n_b(\mathbf{u}_{\perp i}) t_0} \right\} + \frac{B\lambda^2}{A_e} B C^{\text{RFg}}(\mathbf{u}_{\perp i}, \nu_*) \right] \\
&= \frac{B\lambda^2}{A_e} \left[\left(\frac{\lambda^2 T_{\text{sys}}}{A_e} \right)^2 \frac{\delta_{ij}}{n_b(\mathbf{u}_{\perp i}) t_0} + B C^{\text{RFg}}(\mathbf{u}_{\perp i}, \nu_*) \right], \tag{7.54}
\end{aligned}$$

where we assume $\nu_m \sim \nu_*$. When we include the contribution of the residual foreground in our analysis, we use this effective noise as the 21cm noise power spectrum. From now on, we introduce a foreground removal parameter $\sigma_{21\text{cm}}^{\text{RFg}}$, which is defined as $B C^{\text{RFg}}(\mathbf{u}_{\perp i}, \nu) = (\sigma_{21\text{cm}}^{\text{RFg}} \times 1\text{MHz}) C^{\text{Fg}}(\mathbf{u}_{\perp i}, \nu)$, where $C^{\text{Fg}}(\mathbf{u}_{\perp i}, \nu)$ represents the power of the foreground. In our analysis, we assume $\sigma_{21\text{cm}}^{\text{RFg}} = 10^{-7}$ (this value corresponds to 0.03% at the signal).

As long as we use the flat sky approximation, the \mathbf{u} space variable \mathbf{u}_{\perp} is related to the multipole ℓ of angular power spectrum, $|\mathbf{u}_{\perp}| = \ell/2\pi$. In this thesis, we use the scale dependence of synchrotron radiation $C_{\ell}^{S,X}(\nu)$ (Eq.(8.8)) as the foreground power $C^{\text{Fg}}(\mathbf{u}_{\perp i}, \nu)$.

7.2.4 Total variance-covariance matrix $C_{S_{T_b}}$

By using the sample $C_{S_{T_b}}^{SV}$ and the noise $C_{S_{T_b}}^N$ variances, the total variance-covariance matrix $C_{S_{T_b}}$ is given by

$$\begin{aligned}
\left(C_{S_{T_b}}\right)_{ij} &= \left(C_{S_{T_b}}^{SV}\right)_{ij} + \left(C_{S_{T_b}}^N\right)_{ij} \\
&= \frac{\lambda^2 B}{A_e} P_{T_b}(\mathbf{u}_i) \delta_{ij} + \frac{\lambda^2 B}{A_e} \left(\frac{\lambda^2 T_{\text{sys}}}{A_e} \right)^2 \frac{\delta_{ij}}{n_b(\mathbf{u}_{\perp i}) t_0} \\
&= \frac{\lambda^2 B}{A_e} \delta_{ij} \left[P_{T_b}(\mathbf{u}_i) + \left(\frac{\lambda^2 T_{\text{sys}}}{A_e} \right)^2 \frac{1}{n_b(\mathbf{u}_{\perp i}) t_0} \right]. \tag{7.55}
\end{aligned}$$

From now on, we define and use the following noise P_N and total power spectra P_N ,

$$P_N(\mathbf{u}_{\perp}) \equiv \left(\frac{\lambda^2 T_{\text{sys}}}{A_e} \right)^2 \frac{1}{n_b(\mathbf{u}_{\perp}) t_0}, \tag{7.56}$$

$$P_{T_b}^{\text{tot}}(\mathbf{u}) \equiv P_{T_b}(\mathbf{u}) + P_N(\mathbf{u}_{\perp}). \tag{7.57}$$

When we include the effects due to the residual foreground in our analysis, the noise power becomes

$$P_N(\mathbf{u}_{\perp}) = \left(\frac{\lambda^2 T_{\text{sys}}}{A_e} \right)^2 \frac{1}{n_b(\mathbf{u}_{\perp}) t_0} + (\sigma_{21\text{cm}}^{\text{RFg}} \times 1\text{MHz}) C^{\text{Fg}}(\mathbf{u}_{\perp}, \nu_*). \tag{7.58}$$

7.2.5 Relation between $P_{21}(\mathbf{u})$ and $P_{21}(\mathbf{k})$

Here, we derive the relation between $P_{21}(\mathbf{u})$ and $P_{21}(\mathbf{k})$, which are defined by Eqs.(7.37) and (4.10), respectively. Below we express the former as $P_{21}^u(\mathbf{u})$ and the latter as $P_{21}^k(\mathbf{k})$. At first, by Eq.(7.34), the u-space fluctuation $\tilde{\delta}_{21}^u(\mathbf{u})$ is given by

$$\tilde{\delta}^u(\mathbf{u}) \equiv \int_{-\infty}^{\infty} \int_{-\infty}^{\infty} \int_{-\infty}^{\infty} d^3\Theta \delta^u(\Theta) e^{-2\pi i \mathbf{u} \cdot \Theta}. \quad (7.59)$$

According to the following relation of Eq.(7.26),

$$\mathbf{x} = (x^1, x^2, x^3) = (d_A(z_*)\theta^1, d_A(z_*)\theta^2, y(z_*)\Delta\nu), \quad (7.60)$$

we can transform the variables from Θ to \mathbf{x} ,

$$\begin{aligned} \tilde{\delta}^u(\mathbf{u}) &= \int_{-\infty}^{\infty} \int_{-\infty}^{\infty} \int_{-\infty}^{\infty} \frac{d^3x}{d_A(z_*)^2 y(z_*)} \delta^u(\Theta(\mathbf{x})) \\ &\quad \times \exp \left[-2\pi i \left(u \frac{x^1}{d_A(z_*)} + v \frac{x^2}{d_A(z_*)} + \tau \frac{x^3}{y(z_*)} \right) \right] \\ &= \frac{1}{d_A(z_*)^2 y(z_*)} \int_{-\infty}^{\infty} \int_{-\infty}^{\infty} \int_{-\infty}^{\infty} d^3x \delta^u(\Theta(\mathbf{x})) \\ &\quad \times \exp \left[-i \left(\frac{2\pi u}{d_A(z_*)} x^1 + \frac{2\pi v}{d_A(z_*)} x^2 + \frac{2\pi \tau}{y(z_*)} x^3 \right) \right]. \end{aligned} \quad (7.61)$$

Here, if we regard $\left(\frac{2\pi u}{d_A(z_*)}, \frac{2\pi v}{d_A(z_*)}, \frac{2\pi \tau}{y(z_*)} \right)$ as a wave number vector \mathbf{k} ,

$$\mathbf{k} = (k^1, k^2, k^3) \equiv \left(\frac{2\pi u}{d_A(z_*)}, \frac{2\pi v}{d_A(z_*)}, \frac{2\pi \tau}{y(z_*)} \right), \quad (7.62)$$

the u-space fluctuation $\tilde{\delta}^u(\mathbf{u})$ reduces to

$$\begin{aligned} \tilde{\delta}^u(\mathbf{u}) &= \frac{1}{d_A(z_*)^2 y(z_*)} \int_{-\infty}^{\infty} \int_{-\infty}^{\infty} \int_{-\infty}^{\infty} d^3x \delta^u(\Theta(\mathbf{x})) \exp [-i (k^1 x^1 + k^2 x^2 + k^3 x^3)] \\ &= \frac{1}{d_A(z_*)^2 y(z_*)} \int_{-\infty}^{\infty} \int_{-\infty}^{\infty} \int_{-\infty}^{\infty} d^3x \delta^u(\Theta(\mathbf{x})) e^{-i \mathbf{k} \cdot \mathbf{x}}. \end{aligned} \quad (7.63)$$

By Eq.(4.11a), we can regard the integral part of Eq.(7.63) as the k-space fluctuation $\tilde{\delta}^k(\mathbf{k})$. Therefore, we can obtain the following relation between $\tilde{\delta}^u(\mathbf{u})$ and $\tilde{\delta}^k(\mathbf{k})$,

$$\tilde{\delta}^u(\mathbf{u}) = \frac{1}{d_A(z_*)^2 y(z_*)} \tilde{\delta}^k(\mathbf{k}). \quad (7.64)$$

Next, by the definition of the u-space power spectrum Eq.(7.37), $P_{21}^u(\mathbf{u})$ is given by

$$\langle \tilde{\delta}_{21}^u(\mathbf{u}) \tilde{\delta}_{21}^{u*}(\mathbf{u}') \rangle \equiv P_{21}^u(\mathbf{u}) \delta^D(\mathbf{u} - \mathbf{u}'). \quad (7.65)$$

According to Eq.(7.64), the left hand side of Eq.(7.65) is rewritten as

$$\begin{aligned}\langle \tilde{\delta}_{21}^{\mathbf{u}}(\mathbf{u}) \tilde{\delta}_{21}^{\mathbf{u}*}(\mathbf{u}') \rangle &= \left(\frac{1}{d_A(z_*)^2 y(z_*)} \right)^2 \langle \tilde{\delta}_{21}^{\mathbf{k}}(\mathbf{k}) \tilde{\delta}_{21}^{\mathbf{k}*}(\mathbf{k}') \rangle \\ &= \left(\frac{1}{d_A(z_*)^2 y(z_*)} \right)^2 (2\pi)^3 P_{21}^{\mathbf{k}}(\mathbf{k}) \delta^D(\mathbf{k} - \mathbf{k}').\end{aligned}\quad (7.66)$$

Besides, in consideration of Eq.(7.62), we find that the relation between $\delta^D(\mathbf{u} - \mathbf{u}')$ and $\delta^D(\mathbf{k} - \mathbf{k}')$ is given by

$$\delta^D(\mathbf{u} - \mathbf{u}') = \frac{(2\pi)^3}{d_A(z_*)^2 y(z_*)} \delta^D(\mathbf{k} - \mathbf{k}').\quad (7.67)$$

By using this relation, the right hand side of Eq.(7.65) can be expressed as

$$P_{21}^{\mathbf{u}}(\mathbf{u}) \delta^D(\mathbf{u} - \mathbf{u}') = P_{21}^{\mathbf{u}}(\mathbf{u}) \frac{(2\pi)^3}{d_A(z_*)^2 y(z_*)} \delta^D(\mathbf{k} - \mathbf{k}').\quad (7.68)$$

According to Eqs.(7.66) and (7.68), we can obtain the following relation between $P_{21}^{\mathbf{u}}(\mathbf{u})$ and $P_{21}^{\mathbf{k}}(\mathbf{k})$,

$$P_{21}^{\mathbf{u}}(\mathbf{u}) = \frac{1}{d_A(z_*)^2 y(z_*)} P_{21}^{\mathbf{k}}(\mathbf{k}).\quad (7.69)$$

We perform our analyses in terms of this u-space power spectrum $P_{21}^{\mathbf{u}}(\mathbf{u})$ since this quantity is directly measurable without any cosmological assumptions.

7.2.6 Fisher matrix of 21 cm line observations

Here, we derive the Fisher matrix of 21 cm line observations. From Eq.(6.41), the Fisher matrix for the Gaussian likelihood is given by

$$\begin{aligned}F_{\alpha\beta} &= \frac{1}{2} \text{Tr} \left[C_{S_{T_b}}^{-1} C_{S_{T_b},\alpha} C_{S_{T_b}}^{-1} C_{S_{T_b},\beta} \right] + \boldsymbol{\mu}_{,\alpha}^T C_{S_{T_b}}^{-1} \boldsymbol{\mu}_{,\beta} \\ &= \frac{1}{2} \text{Tr} \left[C_{S_{T_b}}^{-1} C_{S_{T_b},\alpha} C_{S_{T_b}}^{-1} C_{S_{T_b},\beta} \right],\end{aligned}\quad (7.70)$$

where α and β represent indices of theoretical parameters, and we use $\boldsymbol{\mu} = \langle S_{T_b} \rangle = 0$. By substituting Eq.(7.55) into Eq.(7.70), we can obtain

$$\begin{aligned}F_{\alpha\beta} &= \frac{1}{2} \sum_{i,j,k,l} \left(C_{S_{T_b}}^{-1} \right)_{ij} \left(C_{S_{T_b},\alpha} \right)_{jk} \left(C_{S_{T_b}}^{-1} \right)_{kl} \left(C_{S_{T_b},\beta} \right)_{li} \\ &= \frac{1}{2} \sum_{i,j,k,l} \left(\frac{A_e}{\lambda^2 B} \frac{\delta_{ij}}{P_{T_b}^{\text{tot}}(\mathbf{u}_i)} \right) \left(\frac{\lambda^2 B}{A_e} \delta_{jk} P_{T_b,\alpha}^{\text{tot}}(\mathbf{u}_j) \right) \left(\frac{A_e}{\lambda^2 B} \frac{\delta_{kl}}{P_{T_b}^{\text{tot}}(\mathbf{u}_k)} \right) \left(\frac{\lambda^2 B}{A_e} \delta_{li} P_{T_b,\beta}^{\text{tot}}(\mathbf{u}_l) \right) \\ &= \frac{1}{2} \sum_i \frac{1}{P_{T_b}^{\text{tot}}(\mathbf{u}_i)^2} \frac{\partial P_{T_b}^{\text{tot}}(\mathbf{u}_i)}{\partial \theta_\alpha} \frac{\partial P_{T_b}^{\text{tot}}(\mathbf{u}_i)}{\partial \theta_\beta},\end{aligned}\quad (7.71)$$

where i, j, k and l represent the rows and columns of $S_{T_b i} = S_{T_b}(\mathbf{u}_i)$, and the numbers are determined by independent modes of observed data with respect to \mathbf{u}_i . The summation in the last line is the sum of $1/(P_{T_b}^{tot})^2(\partial P_{T_b}^{tot}/\partial\theta_\alpha)(\partial P_{T_b}^{tot}/\partial\theta_\beta)$ over all the independent modes in the u -space.

According to Eq.(4.21), the power spectrum of 21 cm line depends only on $k = |\mathbf{k}|$ and $\mu = \frac{k_{\parallel}}{k} = \frac{k^3}{k}$. In other words, the power spectrum is determined by only $k_{\perp} \equiv \sqrt{k^2 - k_{\parallel}^2}$ and k_{\parallel} . Correspondingly, the power spectrum in the u -space $P_{T_b}(\mathbf{u})$ also depends only on $u_{\perp} = \sqrt{u^2 + v^2}$ and $u_{\parallel} = \tau$. In consideration of this symmetry, we collect up the power spectra $P_{T_b}^{tot}(\mathbf{u}_i)$ which have a same value in the u -space. According to the symmetry, we can see that the power spectra in an annular region in the u -space have same value. The volume dV_A of such annular region A whose ranges are from u_{\perp} to $u_{\perp} + \delta u_{\perp}$ and from u_{\parallel} to $u_{\parallel} + \delta u_{\parallel}$ is given by

$$dV_A = \int_A d^3u = \int_{u_{\perp}}^{u_{\perp} + \delta u_{\perp}} \int_{u_{\parallel}}^{u_{\parallel} + \delta u_{\parallel}} \int_0^{2\pi} u_{\perp} du_{\perp} du_{\parallel} d\phi = 2\pi u_{\perp} \delta u_{\perp} \delta u_{\parallel}. \quad (7.72)$$

Besides, we can express the resolution in the u -space as

$$\delta^3u = \frac{1}{V_{\Theta}}, \quad (7.73)$$

where V_{Θ} is the survey volume in the $\Theta = (\theta^1, \theta^2, \Delta\nu)$ space. Therefore, the number of the independent modes in the annular region $N_c(u_{\perp}, u_{\parallel})$ is given by

$$\begin{aligned} N_c(u_{\perp}, u_{\parallel}) &= \frac{dV_A}{\delta^3u} \\ &= 2\pi u_{\perp} \delta u_{\perp} \delta u_{\parallel} V_{\Theta} \end{aligned} \quad (7.74)$$

$$= 2\pi k_{\perp} \delta k_{\perp} \delta k_{\parallel} \frac{V(z)}{(2\pi)^3}, \quad (7.75)$$

where $V(z)$ is the volume of the real space. The survey volume in the Θ space is given by $V_{\Theta} = B \times \text{FoV}$, where B is the bandwidth and $\text{FoV} \propto \lambda^2$ is the field of view of an interferometer, and the volume of the real space is also given by $V(z) = d_A(z)^2 y(z) V_{\Theta}$. Additionally, according to the symmetry $\mu \rightarrow -\mu$, there is also a symmetry $u_{\parallel} \rightarrow -u_{\parallel}$. In consideration of these symmetries, we can rewrite the Fisher matrix Eq.(7.71) as [37],

$$\begin{aligned} F_{\alpha\beta} &= \frac{1}{2} \sum_i \frac{1}{P_{T_b}^{tot}(\mathbf{u}_i)^2} \frac{\partial P_{T_b}^{tot}(\mathbf{u}_i)}{\partial\theta_\alpha} \frac{\partial P_{T_b}^{tot}(\mathbf{u}_i)}{\partial\theta_\beta} \\ &= \frac{1}{2} \sum_{\text{pixel}} 2N_c(u_{\perp}, u_{\parallel}) \frac{1}{P_{T_b}^{tot}(u_{\perp}, u_{\parallel})^2} \frac{\partial P_{T_b}^{tot}(u_{\perp}, u_{\parallel})}{\partial\theta_\alpha} \frac{\partial P_{T_b}^{tot}(u_{\perp}, u_{\parallel})}{\partial\theta_\beta} \\ &= \sum_{\text{pixel}} \frac{1}{\left[\frac{P_{T_b}^{tot}(u_{\perp}, u_{\parallel})}{\sqrt{N_c(u_{\perp}, u_{\parallel})}} \right]^2} \frac{\partial P_{T_b}^{tot}(u_{\perp}, u_{\parallel})}{\partial\theta_\alpha} \frac{\partial P_{T_b}^{tot}(u_{\perp}, u_{\parallel})}{\partial\theta_\beta}, \end{aligned} \quad (7.76)$$

where \sum_{pixel} means the summation of P_{T_b} in the $u_{\perp} - u_{\parallel}$ plane. Note that we need to sum over only the region of positive u_{\parallel} because we have already taken account of the symmetry $u_{\parallel} \rightarrow -u_{\parallel}$ in Eq.(7.76). On the other hand, u_{\perp} is originally positive by its definition $u_{\perp} = \sqrt{u^2 + v^2}$.

In our analysis, to be conservative, when we differentiate $P_{T_b}(\mathbf{u})$ with respect to cosmological parameters, we fix $\mathcal{P}_{\delta\delta}(k)$ in Eqs. (4.25a) and (4.25b) so that constraints only come from the $\mathcal{P}_{\delta\delta}(k)$ terms in $P_{\mu^0}, P_{\mu^2}, P_{\mu^4}$. Additionally, we treat the parameters related to $\mathcal{P}_{x\delta}$ and \mathcal{P}_{xx} ($\bar{x}_{HI}, b_{xx}^2, b_{x\delta}^2, \alpha_{xx}, \alpha_{x\delta}, \gamma_{xx}, R_{xx}, R_{x\delta}$) in same manner as the other cosmological parameters. In other words, they are also treated as theoretical parameters θ_{α} in our analysis.

7.3 Specifications of the experiments

Now in this section, we show the specifications of 21 cm line observations which are considered in this thesis.

Survey range

In our analyses, we consider the redshift range $z = 6.75 - 10.05$, which we divide into 4 bins: $z = 6.75 - 7.25, 7.25 - 7.75, 7.75 - 8.25$ and $8.25 - 10.05$. For the wave number, we set its minimum cut off $k_{\text{min}\parallel} = 2\pi/(yB)$ to avoid foreground contaminations [37], and take its maximum value $k_{\text{max}} = 2 \text{ Mpc}^{-1}$ in order not to be affected by nonlinear effect which becomes important on $k \geq k_{\text{max}}$. For methods of foreground removals, see also recent discussions about the independent component analysis (ICA) algorithm, FastICA [94] which will be developed in terms of the ongoing LOFAR observation [95].

Noise power spectrum

From Eq.(7.48), the noise power spectrum of an interferometer is given by

$$P_N(u_{\perp}) = \left(\frac{\lambda^2(z) T_{\text{sys}}(z)}{A_e(z)} \right)^2 \frac{1}{t_0 n(u_{\perp})}, \quad (7.77)$$

where, the system temperature T_{sys} is estimated as $T_{\text{sys}} = T_{\text{sky}} + T_{\text{rcvr}}$, and it is dominated by the sky temperature due to synchrotron radiation. Here, $T_{\text{sky}} = 60(\lambda/[m])^{2.55} [\text{K}]$ is the sky temperature, and $T_{\text{rcvr}} = 0.1T_{\text{sky}} + 40[\text{K}]$ is the receiver noise [58]. In addition, the effective collecting area is proportional to the square of the observed wave length $A_e \propto \lambda^2$. The number density of the baseline $n(u_{\perp})$ depends on an actual realization of antenna distribution.

To obtain the future cosmological constraints from 21 cm experiments, we consider SKA (phase1, phase2) [58, 97] and Omniscope [59, 60], whose specifications are shown in Table 7.1. In the analysis of the total neutrino mass, the neutrino number of species and

Experiment	N_{ant}	$A_e(z=8)$ [m ²]	L_{min} [m]	L_{max} [km]	FOV($z=8$) [deg ²]	t_0 [hour]	z
SKA phase1	911	443	35	6	13.12	4000	6.8 – 10
Omniscope	10^6	1	1	1	2.063×10^4	16000	6.8 – 10

Table 7.1: Specifications for 21 cm line experiments adopted in the analysis. For Omniscope, we assume that the effective collecting area A_e and field of view are fixed. For SKA phase2, we assume that the number of antennae is 10 times as many as phase1. Hence, we take its noise power spectrum to be 1/100 of the phase1, and the other specifications to be the same values. Additionally, for SKA, we assume that it uses 4 multi-beaming [97], and only in the analysis of the lepton asymmetry of the Universe (in the Chapter 11), its total observation time is the same value as that of Omniscope (16000 hours), but it observes 4 places in the sky (i.e. 4 times larger FOV and one fourth t_0). Namely, the effective field of views are $\text{FoV}_{\text{SKA}} = 13.21 \times 4[\text{deg}^2]$ in the analysis of the Chapter 10, and $\text{FoV}_{\text{SKA}} = 13.21 \times 4 \times 4[\text{deg}^2]$ in that of the Chapter 11.

the neutrino mass hierarchy (in the Chapter 10), we only estimate the sensitivity of SKA. In that of the lepton asymmetry of the Universe (in the Chapter 11), we take account of both the experiments. In order to calculate the number density of baseline $n(u_\perp)$, we assume a realization of antenna distributions for these arrays as follows. For SKA phase1, we take 95% (866) of the total antennae (stations) distributed with a core region of radius 3000 m. The distribution has an antenna density profile $\rho(r)$ (r : a radius from center of the array) as follows [96],

$$\rho(r) = \begin{cases} \rho_0 r^{-1}, & \rho_0 \equiv \frac{13}{16\pi(\sqrt{10}-1)} \text{ m}^{-2} & r \leq 400 \text{ m}, \\ \rho_1 r^{-3/2}, & \rho_1 \equiv \rho_0 \times 400^{1/2}, & 400 \text{ m} < r \leq 1000 \text{ m}, \\ \rho_2 r^{-7/2}, & \rho_2 \equiv \rho_1 \times 1000^2, & 1000 \text{ m} < r \leq 1500 \text{ m}, \\ \rho_3 r^{-9/2}, & \rho_3 \equiv \rho_2 \times 1500, & 1500 \text{ m} < r \leq 2000 \text{ m}, \\ \rho_4 r^{-17/2}, & \rho_4 \equiv \rho_3 \times 2000^4, & 2000 \text{ m} < r \leq 3000 \text{ m}. \end{cases} \quad (7.78)$$

This distribution agrees with the specification of the SKA phase1 baseline design. We ignore measurements from the sparse distribution of the remaining 5% of the total antennae that are outside this core region. For SKA phase2, we assume that it has the 10 times larger total collecting area than the phase1. Hence, we take its noise power spectrum to be 1/100 of the phase1. We assume that the other specifications of SKA phase2 are the same as values of the phase1. For Omniscope, which is a future square-kilometer collecting area array optimized for 21 cm tomography, we take all of antennae distributed with a filled nucleus in the same manner as Ref. [72]. In addition, we assume an azimuthally symmetric distribution of the antenna in both arrays.

Chapter 8

Fisher information matrix of cosmic microwave background (CMB)

8.1 CMB and neutrino properties

In this thesis, we focus on not only the observations of the 21 cm line but also the CMB observations, especially CMB B-mode polarization produced by gravitational lensing of the matter fluctuation. Although the 21 cm line observation is a power probe of the matter power spectrum, particularly, on small scales, observations of CMB greatly help to determine other cosmological parameters such as energy densities of the dark matter, baryons and dark energy.

Besides, CMB power spectra are sensitive to neutrino masses through the CMB lensing. Future precise CMB experiments are expected to set stringent constraints on the sum of the neutrino masses and the effective number of neutrino species [35, 36]. Therefore, we propose to combine the CMB experiments with the 21 cm line observations.

8.2 Fisher information matrix of CMB

We evaluate errors of cosmological parameters by using the Fisher matrix of CMB, which is given by [91]. The variance-covariance matrix of CMB is given by

$$C_{\text{CMB}} = \delta_{\ell\ell'} C_{\ell} = \begin{pmatrix} C_2 & & \\ & C_3 & \\ & & \dots \end{pmatrix}, \quad C_{\ell} = \begin{pmatrix} C_{\ell}^{\text{TT}} & C_{\ell}^{\text{TE}} & C_{\ell}^{\text{Td}} \\ C_{\ell}^{\text{TE}} & C_{\ell}^{\text{EE}} & 0 \\ C_{\ell}^{\text{Td}} & 0 & C_{\ell}^{\text{dd}} \end{pmatrix}, \quad (8.1)$$

where ℓ is the multipole of angular power spectra of CMB $\ell = 2, 3, \dots$, and \mathbf{C}_ℓ^Y are the following $2\ell + 1$ diagonal matrices,

$$\mathbf{C}_\ell^Y = \delta_{mm'} \mathbf{C}_\ell^X = \begin{pmatrix} C_\ell^Y + N_\ell^Y & & \\ & \ddots & \\ & & C_\ell^Y + N_\ell^Y \end{pmatrix}, \quad (8.2)$$

where C_ℓ^Y ($Y = \text{TT}, \text{EE}, \text{TE}, \text{Td}, \text{dd}$) are the CMB power spectra (auto, cross correlations or deflection angle), and N_ℓ^Y ($X = \text{TT}, \text{EE}, \text{dd}$) are noise power spectra. Therefore, by using the definition of the Fisher matrix, we can obtain the following Fisher matrix of CMB,

$$F_{\alpha\beta}^{(\text{CMB})} = \sum_\ell \frac{(2\ell + 1)}{2} \text{Tr} \left[C_\ell^{-1} \frac{\partial C_\ell}{\partial \theta_\alpha} C_\ell^{-1} \frac{\partial C_\ell}{\partial \theta_\beta} \right], \quad (8.3)$$

$$C_\ell = \begin{pmatrix} C_\ell^{\text{TT}} + N_\ell^{\text{TT}} & C_\ell^{\text{TE}} & C_\ell^{\text{Td}} \\ C_\ell^{\text{TE}} & C_\ell^{\text{EE}} + N_\ell^{\text{EE}} & 0 \\ C_\ell^{\text{Td}} & 0 & C_\ell^{\text{dd}} + N_\ell^{\text{dd}} \end{pmatrix}. \quad (8.4)$$

Here C_ℓ^X ($X = \text{TT}, \text{EE}, \text{TE}$) are the CMB power spectra, C_ℓ^{dd} is the deflection angle spectrum, C_ℓ^{Td} is the cross correlation between the deflection angle and the temperature, $N_\ell^{X'}$ ($X' = \text{TT}, \text{EE}$) and N_ℓ^{dd} are the noise power spectra, where C_ℓ^{dd} is calculated by a lensing potential [98] and is related with the lensed CMB power spectra. The noise power spectra of CMB $N_\ell^{X'}$ are expressed with a beam size $\sigma_{\text{beam}}(\nu) = \theta_{\text{FWHM}}(\nu)/\sqrt{8 \ln 2}$ and instrumental sensitivity $\Delta_{X'}(\nu)$ by

$$N_\ell^{X'} = \left[\sum_i \frac{1}{n_\ell^{X'}(\nu_i)} \right]^{-1}, \quad (8.5)$$

where ν_i is an observing frequency and

$$n_\ell^{X'}(\nu) = \Delta_{X'}^2(\nu) \exp [\ell(\ell + 1) \sigma_{\text{beam}}^2(\nu)]. \quad (8.6)$$

The noise power spectrum of deflection angle N_ℓ^{dd} is estimated assuming lensing reconstruction with the quadratic estimator [98], which is computed with FUTURCMB [99]. In this algorithm, N_ℓ^{dd} is estimated from the noise $N_\ell^{X'}$, and lensed and unlensed power spectra of CMB temperature, E-mode and B-mode polarizations.

Finally, the Fisher matrix in Eq.(8.3) is modified as follows by taking the multipole range $[\ell_{\text{min}}, \ell_{\text{max}}]$ and the fraction of the observed sky f_{sky} into account,

$$F_{\alpha\beta}^{(\text{CMB})} = \sum_{\ell=\ell_{\text{min}}}^{\ell_{\text{max}}} \frac{(2\ell + 1)}{2} f_{\text{sky}} \text{Tr} \left[C_\ell^{-1} \frac{\partial C_\ell}{\partial \theta_\alpha} C_\ell^{-1} \frac{\partial C_\ell}{\partial \theta_\beta} \right]. \quad (8.7)$$

8.3 Residual foregrounds [100,101]

We consider synchrotron radiation and dust emission in our galaxy as the dominant sources of foregrounds. These foregrounds are subtracted from each sky pixel of CMB map. Here, we assume that foreground subtraction can be performed at a certain level (1% level in the power spectra of CMB). We then model the residual foregrounds in the CMB maps. Note that we only consider the residual foreground of CMB polarization maps as distinct from temperature. That is because it has already been precisely measured by WMAP and Planck.

We model the synchrotron $C_\ell^{S,X}$ and dust $C_\ell^{D,X}$ foregrounds as

$$C_\ell^{S,X}(\nu) = A_S \left(\frac{\nu}{\nu_{S,0}} \right)^{2\alpha_S} \left(\frac{\ell}{\ell_{S,0}} \right)^{\beta_S}, \quad (8.8)$$

$$C_\ell^{D,X}(\nu) = p^2 A_D \left(\frac{\nu}{\nu_{D,0}} \right)^{2\alpha_D} \left(\frac{\ell}{\ell_{D,0}} \right)^{\beta_D^X} \left[\frac{e^{h\nu_{D,0}/k_B T} - 1}{e^{h\nu/k_B T} - 1} \right]^2, \quad (8.9)$$

where $X = \text{EE, TE, BB}$, $\alpha_S = -3$, $\beta_S = -2.6$, $\nu_{S,0} = 30 \text{ GHz}$, $\ell_{S,0} = 350$, $A_S = 4.7 \times 10^{-5} \mu\text{K}^2$, $\alpha_D = 2.2$, $\nu_{D,0} = 94 \text{ GHz}$, $\ell_{D,0} = 10$, $A_D = 1.0 \mu\text{K}^2$, $\beta_D^X = -2.5$ and p is the dust polarization fraction $p = 5\%$. These choices are the values used in the Refs. [100,101], and match the parameters of foregrounds observed by WMAP [102], DASI [103] and IRAS [104]. We then assume that residual foregrounds are modeled as follows,

$$C_\ell^{X,\text{RFg}}(\nu) = \left[C_\ell^{S,X}(\nu) + C_\ell^{D,X}(\nu) \right] \sigma_{\text{CMB}}^{\text{RFg}} + n_\ell^{\text{RFg},X}(\nu), \quad (8.10)$$

where $\sigma_{\text{CMB}}^{\text{RFg}}$ is the foreground residual parameter of CMB observations. We assume $\sigma_{\text{CMB}}^{\text{RFg}} = 0.01$ (this value corresponds to 10% in the CMB maps), and $n_\ell^{\text{RFg},X}$ is the noise power spectrum of the foreground template maps, which is created by taking map differences and thus are somewhat affected by the instrumental noise. We assume that this noise power spectrum of the template maps is given by

$$n_\ell^{\text{RFg},X}(\nu) = \frac{n_\ell^X(\nu)}{N_{\text{chan}}(N_{\text{chan}} - 1)/4} \left\{ \left(\frac{\nu}{\nu_{S,\text{ref}}} \right)^{2\alpha_S} + \left(\frac{\nu}{\nu_{D,\text{ref}}} \right)^{2\alpha_D} \right\}, \quad (8.11)$$

where N_{chan} is the total frequency channels which are used for the foregrounds removal, $\nu_{D,\text{ref}}$ and $\nu_{S,\text{ref}}$ are the highest and lowest frequency channel included in the foregrounds removal, respectively. Furthermore, we introduce the following effective noise power spectrum including the residual foregrounds,

$$N_\ell^{\text{eff},X} = \left[\sum_i \frac{1}{n_\ell^X(\nu_i) + C_\ell^{X,\text{RFg}}(\nu_i)} \right]^{-1}, \quad (8.12)$$

where i means the frequency band. When we include the effects due to the residual foregrounds in our analysis, we use this effective noise as the CMB noise power spectrum.

By making the modifications given above to FUTURCMB [99], we calculate the estimated errors of the deflection angle of CMB and use them in our Fisher matrix analysis.

8.4 Specifications of the experiments

Now in this section, we show the specifications of the observations of CMB which are considered in this thesis.

8.4.1 Analysis of the neutrino mass and the mass hierarchy

In the analysis of the total neutrino mass, the number of the neutrino species, and the mass hierarchy (in the Chapter 10), in order to obtain the future constraints, we consider Planck [105], POLARBEAR-2 and Simons Array, whose experimental specifications are summarized in Table 8.1. The latter two experiments are ground-based precise CMB polarization observations.

For the analysis about Planck and POLARBEAR-2 or Simons Array, we combine both the experiments, and assume that a part of the whole sky ($f_{\text{sky}} \times 100\%$) is observed by both the experiments, and the remaining observed region ($65\% - f_{\text{sky}} \times 100\%$) is observed only by Planck. Therefore, we evaluate a total Fisher matrix of CMB $F^{(\text{CMB})}$ by summing the two Fisher matrices,

$$F^{(\text{CMB})} = F^{(\text{Planck})}(65\% - f_{\text{sky}} \times 100\%) + F^{(\text{Planck}+\text{PB-2 or SA})}(f_{\text{sky}} \times 100\%), \quad (8.13)$$

where $F^{(\text{Planck}+\text{PB-2 or SA})}$ is the Fisher matrix of the region observed by both Planck and POLARBEAR-2 (PB-2) or Simons Array (SA), and $F^{(\text{Planck})}$ is that by Planck only.

In addition, we calculate noise power spectra $N_{\ell}^{\text{X,Planck}+\text{PB-2 or SA}}$ of the CMB polarization ($X = \text{EE or BB}$) in $F^{\text{Planck}+\text{PB-2 or SA}}$ with the following operation.

(1) $2 \leq \ell < 25$

$$N_{\ell}^{\text{X,Planck}+\text{PB-2 or SA}} = N_{\ell}^{\text{X,Planck}} \quad (8.14)$$

(2) $25 \leq \ell \leq 3000$

$$N_{\ell}^{\text{X,Planck}+\text{PB-2 or SA}} = [1/N_{\ell}^{\text{X,Planck}} + 1/N_{\ell}^{\text{X,PB-2 or SA}}]^{-1} \quad (8.15)$$

Since we assume that the CMB temperature fluctuation observed by POLARBEAR-2 or Simons Array is not used for constraints on the cosmological parameters, the temperature noise power spectrum $N_{\ell}^{\text{TT,Planck}+\text{PB-2 or SA}}$ is equal to $N_{\ell}^{\text{TT,Planck}}$. This reason is that the CMB temperature fluctuation observed by Planck reaches almost cosmic variance limit. Therefore, the constraints are not strongly improved if we include the CMB temperature fluctuation observed by POLARBEAR-2 or Simons Array.

8.4.2 Analysis of the lepton asymmetry

In the analysis of the lepton asymmetry of the Universe (in the Chapter 11), to obtain the future constraints, we consider Planck [105] and CMBPol [100], whose experimental specifications are summarized in Table 8.2.

Experiment	ν [GHz]	Δ_{TT} [$\mu\text{K}'$]	Δ_{PP} [$\mu\text{K}'$]	θ_{FWHM} [$'$]	f_{sky}	ℓ_{min}	ℓ_{max}
Planck	30	145	205	33			
	44	150	212	23			
	70	137	195	14			
	100	64.6	104	9.5	0.65	2	3000
	143	42.6	80.9	7.1			
	217	65.5	134	5			
	353	406	406	5			
POLARBEAR-2 $f_{\text{sky}} = 0.016$	95	-	3.09	5.2	0.016	25	3000
	150	-	3.09	3.5			
POLARBEAR-2 $f_{\text{sky}} = 0.2$	95	-	10.9	5.2	0.2	25	3000
	150	-	10.9	3.5			
Simons Array $f_{\text{sky}} = 0.016$	95	-	2.18	5.2			
	150	-	1.78	3.5	0.016	25	3000
	220	-	4.72	2.7			
Simons Array $f_{\text{sky}} = 0.2$	95	-	7.72	5.2			
	150	-	6.30	3.5	0.2	25	3000
	220	-	16.7	2.7			

Table 8.1: Experimental specifications of Planck, POLARBEAR-2 and Simons Array assumed in the analysis. Here ν is the observation frequency, Δ_{TT} is the temperature sensitivity per $1' \times 1'$ pixel, $\Delta_{\text{PP}} = \Delta_{\text{EE}} = \Delta_{\text{BB}}$ is the polarization (E-mode and B-mode) sensitivity per $1' \times 1'$ pixel, θ_{FWHM} is the angular resolution defined as the full width at half-maximum, and f_{sky} is the observed fraction of the sky. For Planck experiment, we assume that the three frequency bands (70, 100, 143 GHz) are only used for the observation of CMB, and the other bands (30, 44, 217, 353 GHz) for foregrounds removal. For Simons Array, we consider two situations: One situation is that 220 GHz band is used for the observation of CMB, and the other is that the band is used for the foreground removal.

Experiment	ν [GHz]	Δ_{TT} [$\mu\text{K}'$]	Δ_{PP} [$\mu\text{K}'$]	θ_{FWHM} [$'$]	f_{sky}	ℓ_{min}	ℓ_{max}
Planck	100	64.6	104	9.5			
	143	42.6	80.9	7.1	0.65	2	3000
	217	65.5	134	5			
CMBpol	45	5.85	8.27	17			
	70	2.96	4.19	11			
	100	2.29	3.24	8	0.65	2	3000
	150	2.21	3.13	5			
	220	3.39	4.79	3.5			

Table 8.2: Specifications for Planck and CMBpol adopted in the analysis. For CMBpol, we assumed the mid-cost (EPIC-2m) mission and only used five frequency bands for a realistic foreground removal.

Chapter 9

Fisher information matrix of baryon acoustic oscillation (BAO) observations

In this chapter, we briefly review analysis methods about the baryon acoustic oscillation (BAO). In the early Universe, baryons and photons are strongly coupled and their fluctuations (Fourier components) of the mixed fluid oscillate by the pressure of radiation. At the time of the decouple between them, a characteristic peak feature remains at the sound horizon. The scale can be used for a standard ruler of distance. Therefore, we can get the information of the distance and the Hubble expansion rate by measurements of the BAO scale for matter fluctuations. In this thesis, we especially consider galaxy survey for the BAO observation.

9.1 Fisher matrix of BAO [106]

In this section, we introduce the Fisher matrix of BAO experiments. The observables of BAO are the comoving angular diameter distance $d_A(z)$ and the Hubble parameter $H(z)$ (and more specifically, $\ln(d_A(z))$ and $\ln(H(z))$ are the observables). For the observables, the Fisher matrix is given by

$$F_{\alpha\beta}^{(\text{BAO})\ d,H} = \sum_i \frac{1}{\sigma_{d,H}^2(z_i) + (\sigma_s^i)^2} \frac{\partial f_i^{d,H}}{\partial \theta_\alpha} \frac{\partial f_i^{d,H}}{\partial \theta_\beta}, \quad (9.1)$$

$$f_i^d = \ln(d_A(z_i)), \quad (9.2)$$

$$f_i^H = \ln(H(z_i)), \quad (9.3)$$

where $\sigma_d(z_i)$ and $\sigma_H(z_i)$ are the variances of $\ln(d_A(z_i))$ and $\ln(H(z_i))$ in the BAO observation respectively, σ_s^i is the error of the systematics, and we assume that the observed redshift range is divided into bins, whose width and central redshift values are Δz_i and z_i , respectively. Here, i is the index of the redshift bins.

The variances of $\ln(d_A(z_i))$ and $\ln(H(z_i))$ are determined by the fitting formulae of BAO presented by [107], and they are given by

$$\sigma_d(z_i) = x_0^d \frac{4}{3} \sqrt{\frac{V_0}{V_i}} f_{nl}(z_i), \quad (9.4)$$

$$\sigma_d(z_i) = x_0^H \frac{4}{3} \sqrt{\frac{V_0}{V_i}} f_{nl}(z_i), \quad (9.5)$$

Here, V_i is the comoving survey volume and expressed as

$$V_i = \frac{(d_A(z_i))^2}{H(z_i)} \Omega_{\text{sky}} \Delta z_i, \quad (9.6)$$

where Ω_{sky} is the survey solid angle. $f_{nl}(z_i)$ is the non-linear evolution factor, which represents the erasure of baryon oscillation features by the non-linear evolution of density fluctuations. In our analysis, we use the following function as $f_{nl}(z_i)$,

$$f_{nl}(z_i) = \begin{cases} 1 & z > z_m, \\ \left(\frac{z_m}{z_i}\right)^\gamma & z < z_m. \end{cases} \quad (9.7)$$

where z_m is the redshift at which the improvement in the baryon oscillation accuracy saturates (for fixed survey volume and number density). Additionally, in the analysis of the BAO observation, we use the following parameters,

$$x_0^d = 0.0085, \quad (9.8a)$$

$$x_0^H = 0.0148, \quad (9.8b)$$

$$V_0 = \frac{2.16}{h^3} \text{Gpc}^3, \quad (9.8c)$$

$$\gamma = \frac{1}{2}, \quad (9.8d)$$

$$z_m = 1.4, \quad (9.8e)$$

where $h \equiv H_0/(100\text{km/s/Mpc})$ is the dimensionless Hubble parameter. According to [106], we assume the following systematic error,

$$\sigma_s^i = 0.01 \times \sqrt{\frac{0.5}{\Delta z_i}}. \quad (9.9)$$

The set of cosmological parameters related to the BAO observation are only $(\Omega_m h^2, \Omega_\Lambda)$ or (h, Ω_Λ) when we assume that the Universe is flat and the dark energy is the cosmological constant.

9.2 Specification of the BAO observation

We estimate the sensitivity of BAO observation only in the analysis of the neutrino mass, the number of neutrino species and the mass hierarchy. In the analysis, we focus on the Dark Energy Spectroscopic Instrument (DESI) [108, 109], which is a future large volume galaxy survey. The survey redshift range is $0.1 < z < 1.9$ (we do not include the Ly- α forest at $1.9 < z$ for simplicity) and the solid angle is $\Omega_{\text{sky}} = 14000[\text{deg}^2]$. In our analysis, we divide the redshift range into 18 bins, in other words $\Delta z_i = 0.1$ [36].

Additionally, in the same manner as [36], when we combine BAO with the other observations, we put 1% prior on the present Hubble parameter H_0 , which is achievable in the next decade. The Fisher matrix of the Hubble prior is given by

$$F_{\theta_\alpha \theta_\beta}^{(H_0 \text{ prior})} = \begin{cases} \frac{1}{(1\% \times H_{0,\text{fid}})^2}, & \theta_\alpha = \theta_\beta = H_0, \\ 0, & \text{the other components,} \end{cases} \quad (9.10)$$

where $H_{0,\text{fid}}$ is the fiducial value of H_0 . If we choose the Hubble parameter as a dependent parameter, it is necessary to translate the Fisher matrix into that of the chosen parameter space. Under the transformation of a parameter space $\theta \rightarrow \tilde{\theta}$, the translated Fisher matrix is given by [106]

$$\tilde{F}_{l,m} = \frac{\partial \theta_j}{\partial \tilde{\theta}_l} \frac{\partial \theta_k}{\partial \tilde{\theta}_m} F_{jk}. \quad (9.11)$$

By using this formula, under the translation of $(h, \Omega_\Lambda) \rightarrow (\Omega_m h^2, \Omega_\Lambda)$, the Fisher matrix in the new parameter space is written as

$$\tilde{F}^{H_0 \text{ prior}} = \begin{pmatrix} \tilde{F}_{\Omega_m h^2 \Omega_m h^2} & \tilde{F}_{\Omega_m h^2 \Omega_\Lambda} \\ \tilde{F}_{\Omega_m h^2 \Omega_\Lambda} & \tilde{F}_{\Omega_\Lambda \Omega_\Lambda} \end{pmatrix} = \frac{1}{(1\% \times H_{0,\text{fid}})^2} \begin{pmatrix} 1 \\ 2\Omega_m h^2 \end{pmatrix}^2 \begin{pmatrix} h^2 & h^4 \\ h^4 & h^6 \end{pmatrix}. \quad (9.12)$$

Chapter 10

Forecasts for the neutrino mass

10.1 Future constraints

In this chapter, we present our results for projected constraints by the 21cm, CMB and BAO observations on cosmological parameters, paying particular attention to parameters related to neutrino (the total neutrino mass, the effective number of neutrino species and the neutrino mass hierarchy). When we calculate the Fisher matrices, we choose the following basic set of cosmological parameters: the energy density of matter $\Omega_m h^2$, baryons $\Omega_b h^2$ and dark energy Ω_Λ , the scalar spectral index n_s , the scalar fluctuation amplitude A_s (the pivot scale is taken to be $k_{\text{pivot}} = 0.05 \text{ Mpc}^{-1}$), the reionization optical depth τ , the primordial helium 4 mass fraction Y_p and the total neutrino mass $\Sigma m_\nu = m_1 + m_2 + m_3$. Fiducial values of these parameters (except for Σm_ν) are adopted to be $(\Omega_m h^2, \Omega_b h^2, \Omega_\Lambda, n_s, A_s, \tau, Y_p) = (0.1417, 0.02216, 0.6914, 0.9611, 2.214 \times 10^{-9}, 0.0952, 0.25)$, which are the best fit values of the Planck result [30].

Here, we numerically evaluate how we can determine the effective number of neutrino species (in section 10.3), and the neutrino mass hierarchy (in section 10.3), by combining the 21 cm line observations (SKA phase1 or phase2) with the CMB experiments (Planck + POLARBEAR-2 or Simons Array) and the BAO observation (DESI). In the former analysis, we fix the neutrino mass hierarchy to be the normal one, and set the fiducial value of the total neutrino mass Σm_ν and the effective number of neutrino species N_ν to be $\Sigma m_\nu = 0.1$ or 0.06 eV and $N_\nu = 3.046$. Next, in the latter analysis, we fix N_ν to be 3.046, and set the fiducial values of the Σm_ν and the mass hierarchy parameter r_ν to be $(\Sigma m_\nu, r_\nu) = (0.06 \text{ eV}, 0.82)$ (normal hierarchy) or $(\Sigma m_\nu, r_\nu) = (0.1 \text{ eV}, -0.46)$ (inverted hierarchy).

To obtain Fisher matrices we use CAMB [88,89]^{#1} for calculations of CMB anisotropies C_l and matter power spectra $P_{\delta\delta}(k)$. In order to combine the CMB experiments with the 21 cm line and BAO observations, we calculate the combined Fisher matrix to be

$$F_{\alpha\beta} = F_{\alpha\beta}^{(21\text{cm})} + F_{\alpha\beta}^{(\text{CMB})} + F_{\alpha\beta}^{(\text{BAO})}, \quad (10.1)$$

^{#1} In this analysis, we use non-linear power spectra for the calculations by performing a public code HALOFIT [88,89].

In this thesis, we do not use information for a possible correlation between fluctuations of the 21 cm and the CMB.

10.2 Constraints on Σm_ν and N_ν

In Figs.10.1-10.5, we plot contours of 95% confidence levels (C.L.) forecasts in Σm_ν - N_ν plane. The fiducial values of the total neutrino mass is $\Sigma m_\nu = 0.1$ eV (Figs.10.1, 10.3 and 10.5) or $\Sigma m_\nu = 0.06$ eV (Figs.10.2 and 10.4). Additionally, sky coverages of POLARBEAR-2 and Simons Array are $f_{\text{sky}} = 0.2$ (Figs.10.1, 10.2 and 10.5) or $f_{\text{sky}} = 0.016$ (Figs.10.3 and 10.4).

In the left two panels of Figs.10.1-10.4, each contour represents a constraint by CMB only or CMB + BAO (DESI) + Hubble prior, in the right panels, by Planck only or CMB + BAO (DESI) + Hubble prior + 21cm (SKA). In these four figures, the upper two panels are results when we assume that residual foregrounds are completely removed. In contrast, the lower panels are results when the residual foregrounds are remaining and we assume that the 220 GHz band of Simons Array are used for the foreground removal.

From these figures, adding the BAO experiments to the CMB ones, we see that there is a strong improvement for the sensitivities to Σm_ν and N_ν because several parameter degeneracies are broken by those combinations. Besides, we find that larger sky coverage is more effective than smaller one. However, it is difficult to detect the non-zero neutrino mass at 2σ level even by using the combination of Simons Array and DESI. On the other hand, adding the 21 cm experiment (SKA phase1) to the CMB experiment, we see that there is a substantial improvement, and the combination has enough sensitivity to detect the non-zero neutrino mass in the case of $\Sigma m_\nu = 0.1$ eV to be fiducial when there are not residual foregrounds. Of course, CMB + SKA phase2 can obviously do the same job. In the case with the residual foregrounds, Planck + Simons Array ($f_{\text{sky}} = 0.2$) + BAO + SKA phase1 can detect the non-zero neutrino mass, however Planck + Simons Array ($f_{\text{sky}} = 0.016$) + BAO + SKA phase1 does not have enough sensitivity, and only combination with SKA phase2 can do it.

In the case of $\Sigma m_\nu = 0.06$ eV to be fiducial (which corresponds to the lowest value for the normal hierarchy) without the residual foregrounds, only CMB + BAO + SKA phase2 can detect the non-zero neutrino mass. However, in the case with the residual foregrounds, even combination with SKA phase2 can not do it. Hence, we see that stronger foreground removal in the 21 cm line observation is necessary.

In Fig.10.5, we show the two different situations about the observation of Simons Array. At first, we assume that the 220 GHz band of Simons Array are used for the foreground removal (solid inner line), and use this assumption in the analysis of the under panels of Figs.10.1-10.4. Secondary, we consider that the band is used only observation of CMB and not used for the foreground removal, which are done by only Planck. we plot the both results in the Fig.10.5. From this figure, we find that the constraint in the latter situation is almost the same level as that of POLARBEAR-2 because the strength of the residual

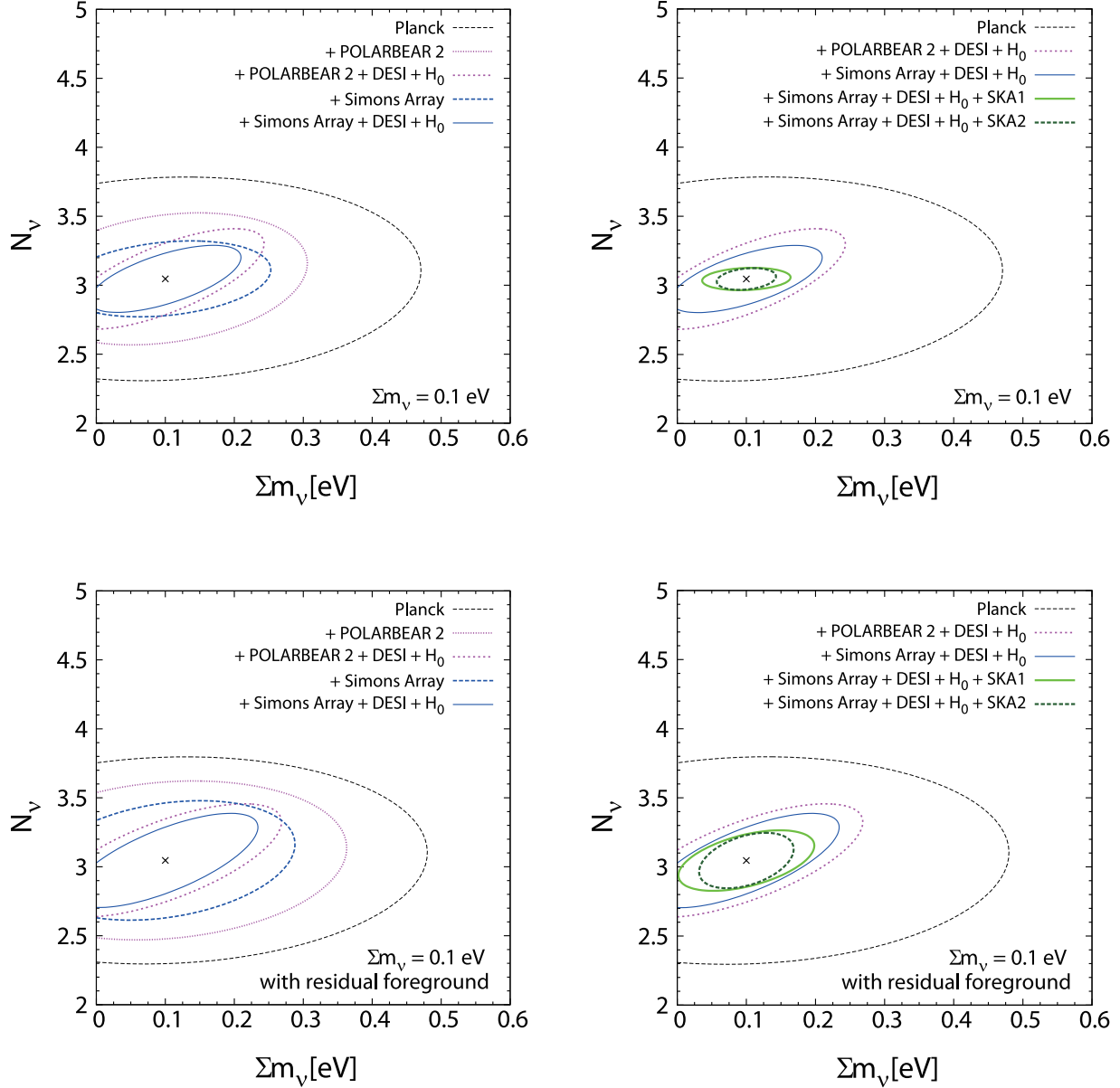


Figure 10.1: Contours are 95% C.L. forecasts in Σm_ν - N_ν plane. Fiducial values of neutrino parameters, N_ν and Σm_ν , are taken to be $N_\nu = 3.046$ and $\Sigma m_\nu = 0.1$ eV. In the left two panels, the contours are constraints by adopting Planck (outer dashed line), Planck combined with POLARBEAR-2 ($f_{\text{sky}} = 0.2$) (outer dotted line) or Simons Array (inner thick dashed line), Planck + BAO(DESI) + Hubble prior + POLARBEAR-2 ($f_{\text{sky}} = 0.2$) (inner thick dotted line) or Simons Array (thin solid line), respectively. In the right two panels, they are constraints by adopting Planck (outer dashed line), Planck + BAO(DESI) + Hubble prior combined with POLARBEAR-2 ($f_{\text{sky}} = 0.2$) (dotted line) or Simons Array (outer thin solid line), Planck + BAO(DESI) + Hubble prior + Simons Array combined with SKA phase1 (inner thick solid line) or phase2 (inner thick dashed line), respectively.

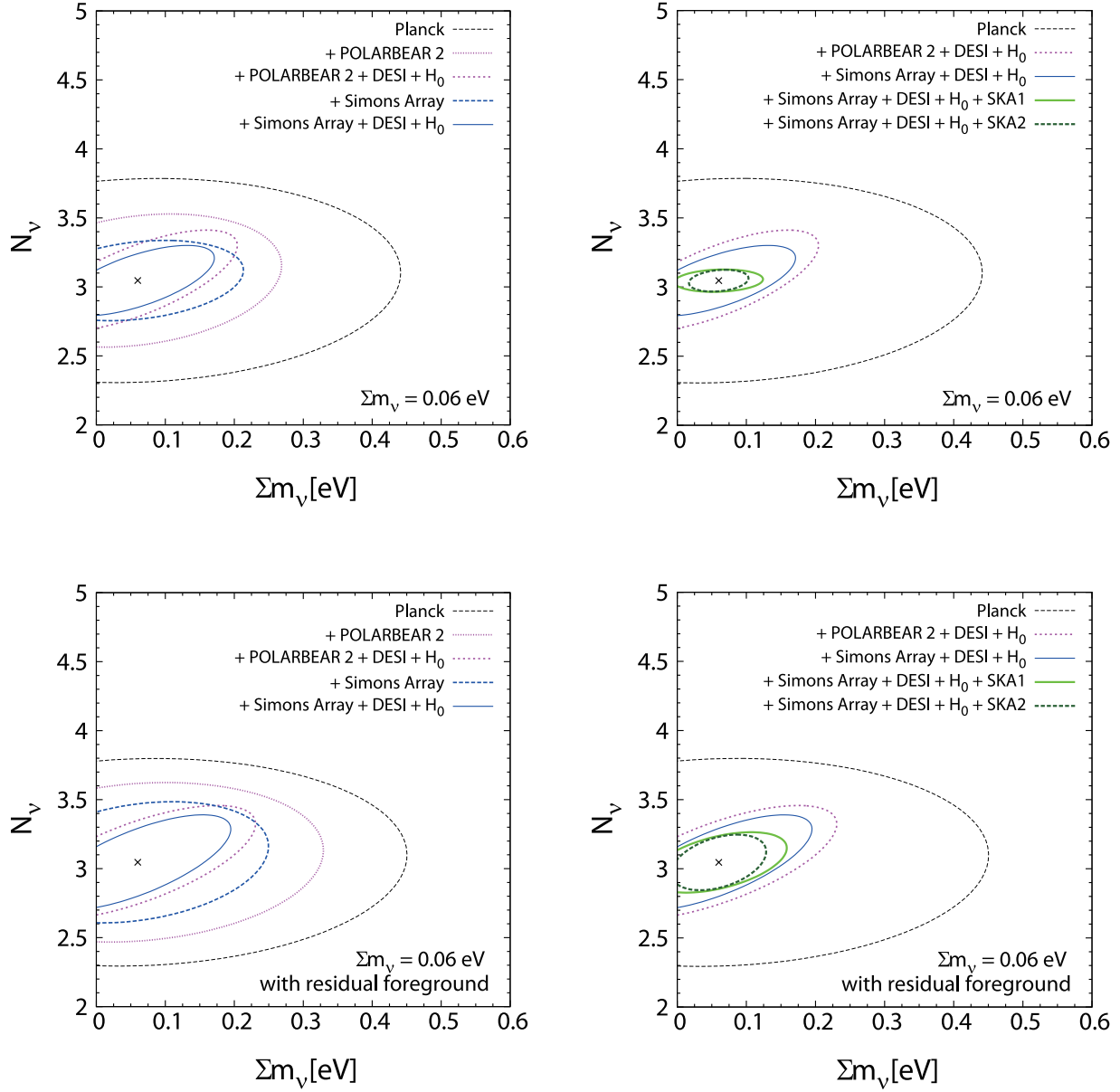


Figure 10.2: Same as Fig.10.1, but the fiducial values of neutrino parameters, N_ν and Σm_ν , are taken to be $N_\nu = 3.046$ and $\Sigma m_\nu = 0.06$ eV.

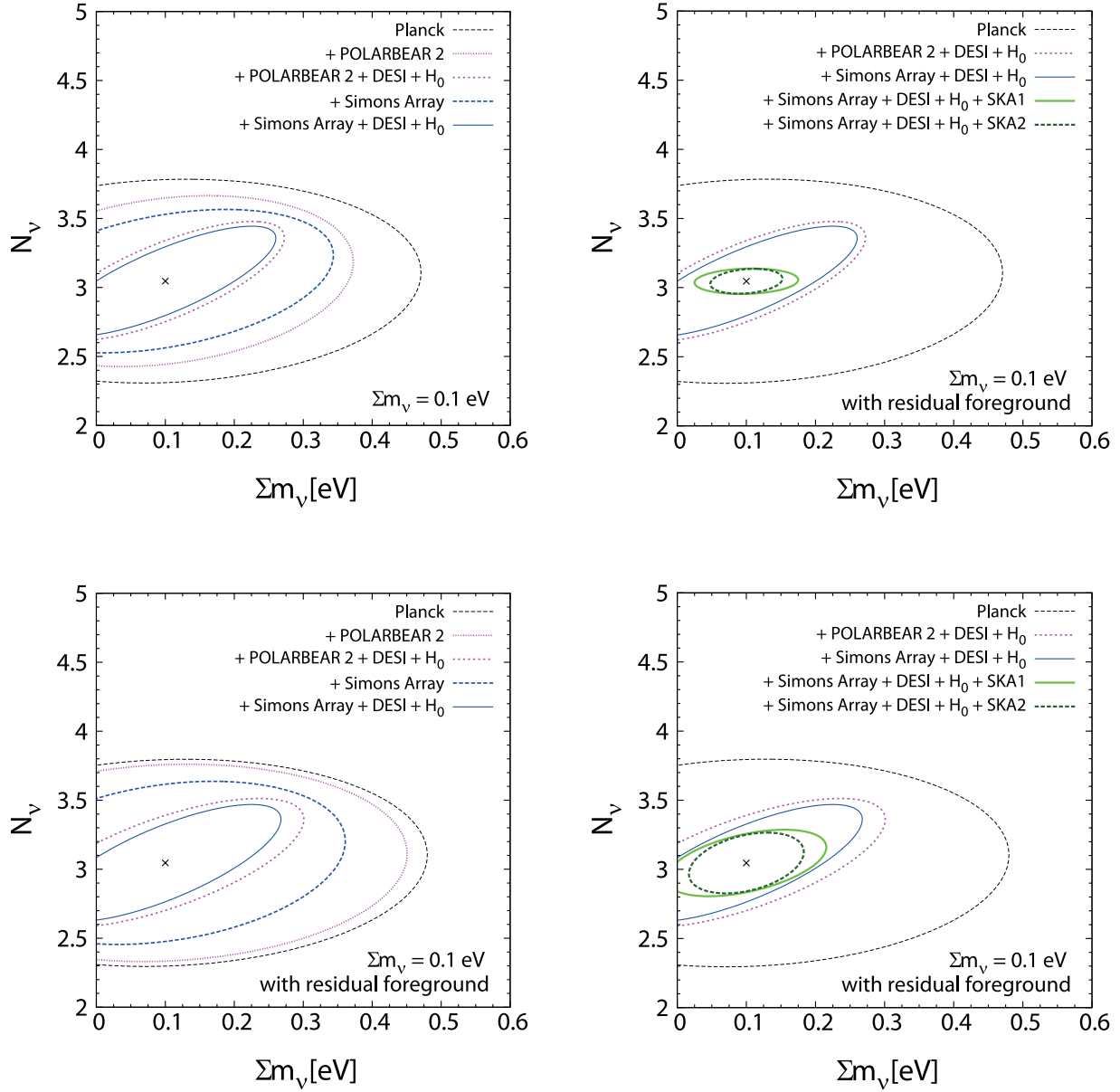


Figure 10.3: Same as Fig.10.1, but the sky coverages of POLARBEAR-2 and Simons Array are $f_{\text{sky}} = 0.016$

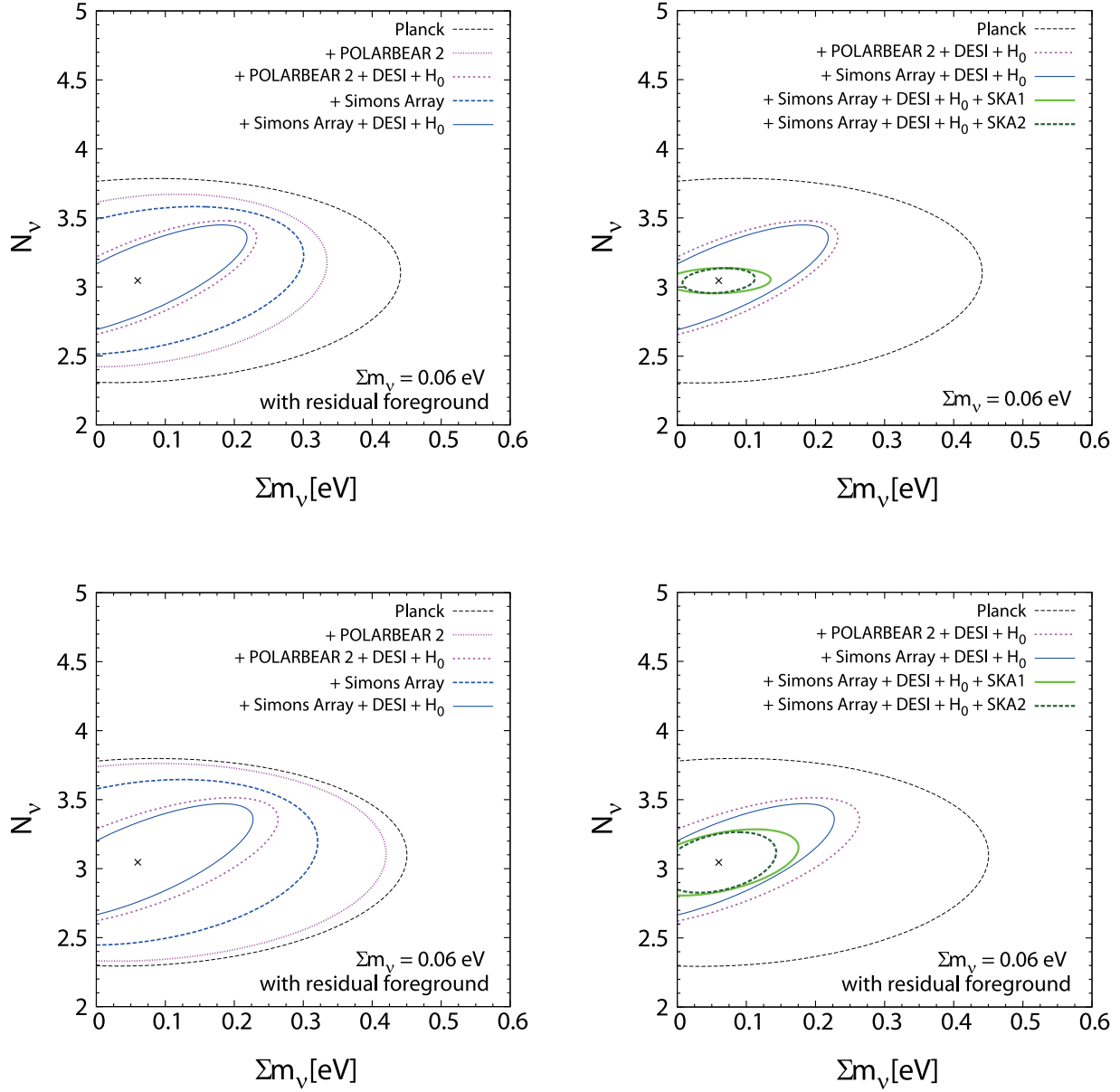


Figure 10.4: Same as Fig.10.3, but the fiducial values of neutrino parameters, N_ν and Σm_ν , are taken to be $N_\nu = 3.046$ and $\Sigma m_\nu = 0.06$ eV.

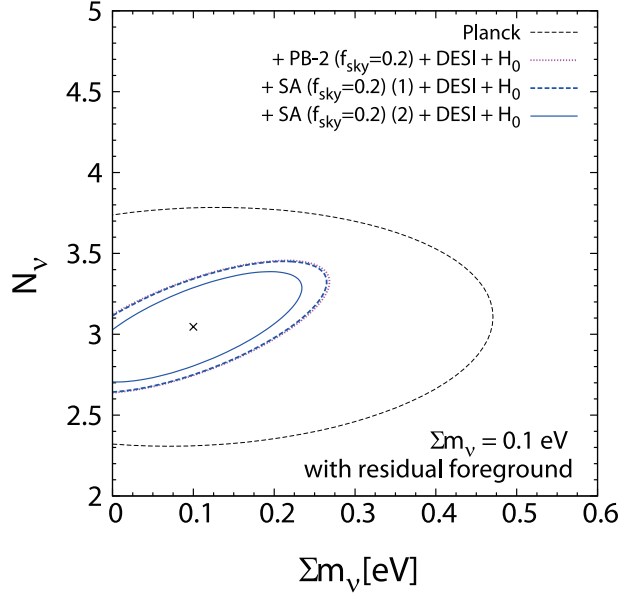


Figure 10.5: Contours are 95% C.L. forecasts in Σm_ν - N_ν plane. The fiducial values of neutrino parameters, N_ν and Σm_ν , are taken to be $N_\nu = 3.046$ and $\Sigma m_\nu = 0.1$ eV. The contours are the constraints by adopting Planck (outer dashed line), Planck + BAO(DESI) + Hubble prior + POLARBEAR-2 ($f_{\text{sky}} = 0.2$) (outer dotted line). For Simons Array ($f_{\text{sky}} = 0.2$), we plot results of two different situations. At first, we assume that the 220 GHz band of Simons Array is used for only observation of CMB, and not used for the foreground removal (outer thick dashed line, we call this situation Simons Array (1)). Secondary, we consider that the 220 GHz band is used for the foreground removal (inner solid line: we call this situation Simons Array (2)). The constraint of Simons Array (1) almost laps over that of POLARBEAR-2.

foregrounds depends only on the Planck sensitivity. Therefore, we find that it is better to use 220 GHz band of Simon Array for the foreground removal.

10.3 Constraints on the neutrino mass hierarchy

Next, we discuss whether we will be able to determine the neutrino mass hierarchies by using the future 21 cm line and CMB observations. In Fig. 10.6, we plot 2σ errors of the parameter $r_\nu \equiv (m_3 - m_1)/\Sigma m_\nu$ constrained by both the 21 cm line and the CMB observations in case of the inverted hierarchy to be fiducial (the left two panels), and the normal hierarchy to be fiducial (the right two panels). In this figure, the upper two panels are results when we assume that the residual foregrounds are completely removed. On the other hand, the lower panels show the results when the residual foregrounds are remaining and the 220 GHz band of Simons Array are used for the foreground removal.

It is notable that the difference between r_ν 's of these two hierarchies becomes larger as the total mass Σm_ν becomes smaller. Therefore, r_ν is quite useful to distinguish a true mass hierarchy from the other. Allowed parameters on r_ν by neutrino oscillation experiments are plotted as two bands for the inverted and the normal hierarchies, respectively. The thin solid lines inside the bands are the experimental mean values by oscillations.

As is clearly shown in Fig. 10.6, actually those combinations of the observations will be able to determine the neutrino mass hierarchy to be inverted or normal for $\Sigma m_\nu \sim 0.06$ eV or $\Sigma m_\nu \sim 0.1$ eV at 95 % C.L., respectively. Although the determination is possible only at around $\Sigma m_\nu \lesssim \mathcal{O}(0.1)$ eV, those results should be reasonable. That is because a precise discrimination of the mass hierarchy itself may have no meaning if the masses are highly degenerate, i.e., if $0.1 \text{ eV} \ll \Sigma m_\nu$.

Once a clear signature $\Sigma m_\nu \ll 0.1$ eV were determined by observations or experiments, it should be obvious that the hierarchy must be normal without any ambiguities. On the other hand, if the hierarchy were inverted, we could not determine it only by using Σm_ν . However, it is remarkable that our method is quite useful because we can discriminate the hierarchy from the other even if the fiducial values were $\Sigma m_\nu \gtrsim 0.1$ eV for both the normal and inverted cases. This is clearly shown in Fig 10.6. In case that a fiducial value of Σm_ν is taken to be the lowest values in neutrino oscillation experiments, this figure indicates that even Simons Array + SKA can discriminate the inverted (normal) mass hierarchy from the normal (inverted) one.

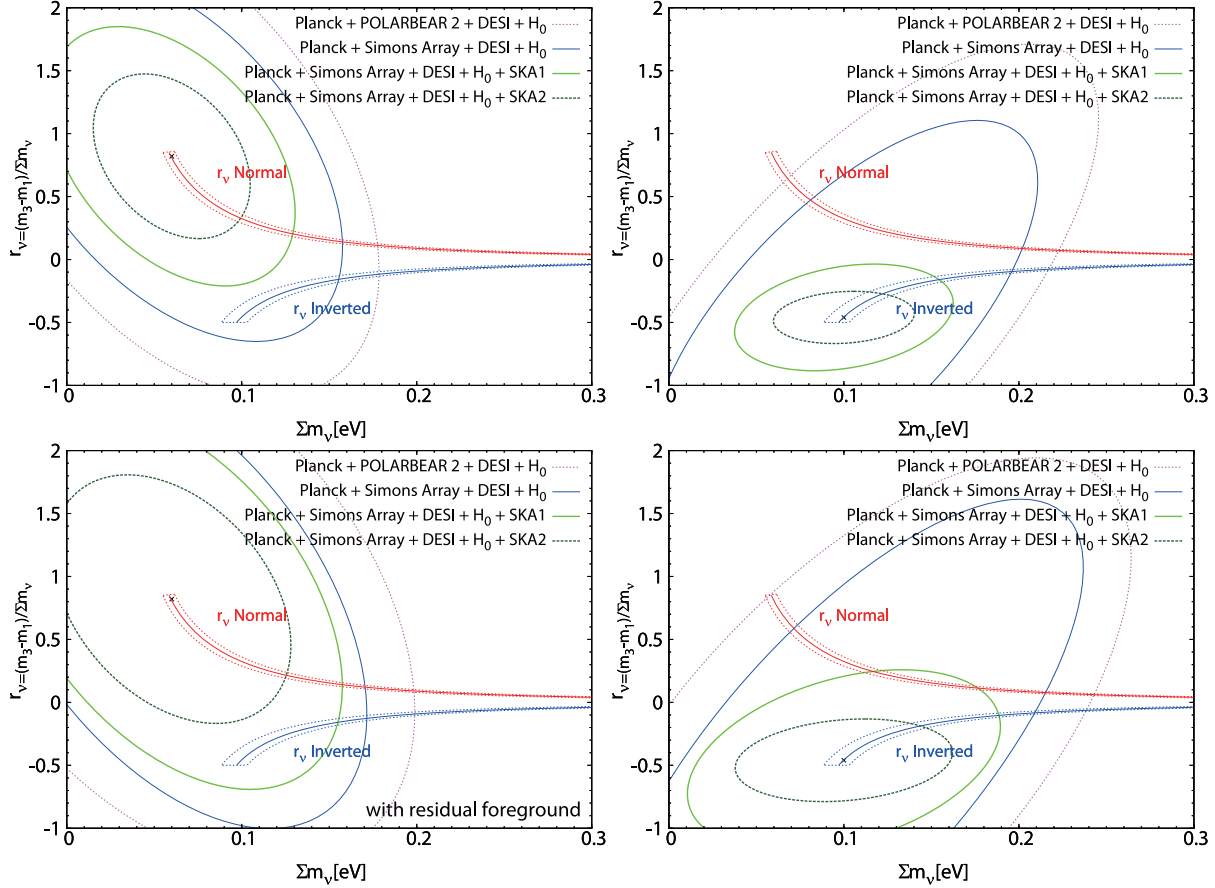


Figure 10.6: Contours are 95% C.L. forecasts in $\Sigma m_\nu - r_\nu$ plane, by adopting Planck (outer dashed line), Planck + BAO(DESI) + Hubble prior combined with POLARBEAR-2 ($f_{sky} = 0.2$) (dotted line) or Simons Array (outer thin solid line), Planck + BAO(DESI) + Hubble prior + Simons Array combined with SKA phase1 (inner thick solid line) or phase2 (inner thick dashed line), respectively. Allowed parameters on r_ν by neutrino oscillation experiments are plotted as two bands for the inverted and the normal hierarchies, respectively (the name of each hierarchy is written in the close vicinity of the line). The solid lines inside the bands are the central values of r_ν by oscillation experiments, and the fiducial points are denoted by cross-marks.

Chapter 11

Forecasts for the lepton asymmetry

In this chapter, we discuss future prospects of the determination of the lepton asymmetry, or the chemical potentials for neutrino [85].

In the following analysis, we explore the parameter space which includes the degeneracy parameter $\xi = \xi_{\nu_e} = \xi_{\nu_\mu} = \xi_{\nu_\tau}$ assuming the universal lepton asymmetry ^{#1} and neutrino mass m_ν as well as the six standard cosmological parameters $(\Omega_\Lambda, \Omega_b h^2, \Omega_m h^2, \tau, A_s, n_s)$. In addition to these parameters, in some cases, we also include the primordial ⁴He mass fraction Y_p and the effective number of neutrino species for extra (dark) radiation ΔN_ν which gives its energy density in units of a single massless neutrino species as

$$\bar{\rho}_{\text{ext}} = \Delta N_\nu \frac{7\pi^2}{120} T_\nu^4. \quad (11.1)$$

Although the chemical potential ξ contributes the changes to N_ν , that is, the effective number of neutrino species for total dark radiation (neutrinos and extra radiation) as seen from Eqs. (5.73) and (5.77), ΔN_ν counts for possible other contribution to N_ν . Furthermore, in BBN theory, Y_p is related to $\Omega_b h^2, \xi$ and ΔN_ν . Therefore, we make the analysis with/without assuming so-called BBN relation among these parameters in some analysis. When the BBN relation is not adopted, we vary Y_p freely or fix it to $Y_p = 0.25$.

Regarding fiducial parameters, we often present constraints for several fiducial values of ξ and ΔN_ν . On the other hand, fiducial values of $\sum m_\nu$ is fixed to be 0.1 eV and those of other cosmological parameters are fixed to be $(\Omega_\Lambda, \Omega_b h^2, \Omega_m h^2, \tau, A_s, n_s) = (0.6914, 0.02216, 0.1417, 0.0952, 2.214 \times 10^{-9}, 0.9611)$, which are the best fit values from the Planck result [30]. To obtain Fisher matrices we use CAMB [88,89] ^{#2} for calculations of CMB anisotropies C_l and matter power spectra $P_{\delta\delta}(k)$. In order to combine the CMB experiments with the 21 cm line experiments, we calculate the combined fisher matrix to

^{#1} Regardless of the initial value of ξ_{ν_i} (with $i = e, \mu, \tau$) at the decoupling, the lepton asymmetry would be universal, due to the large mixing in neutrino mass matrix [110].

^{#2} In this analysis, we use linear power spectra. By performing a public code HALOFIT [88,89], we have checked that modifications by including nonlinear effects for evolutions of the matter power spectrum are much smaller than typical errors in our analyses and negligible for parameter fittings

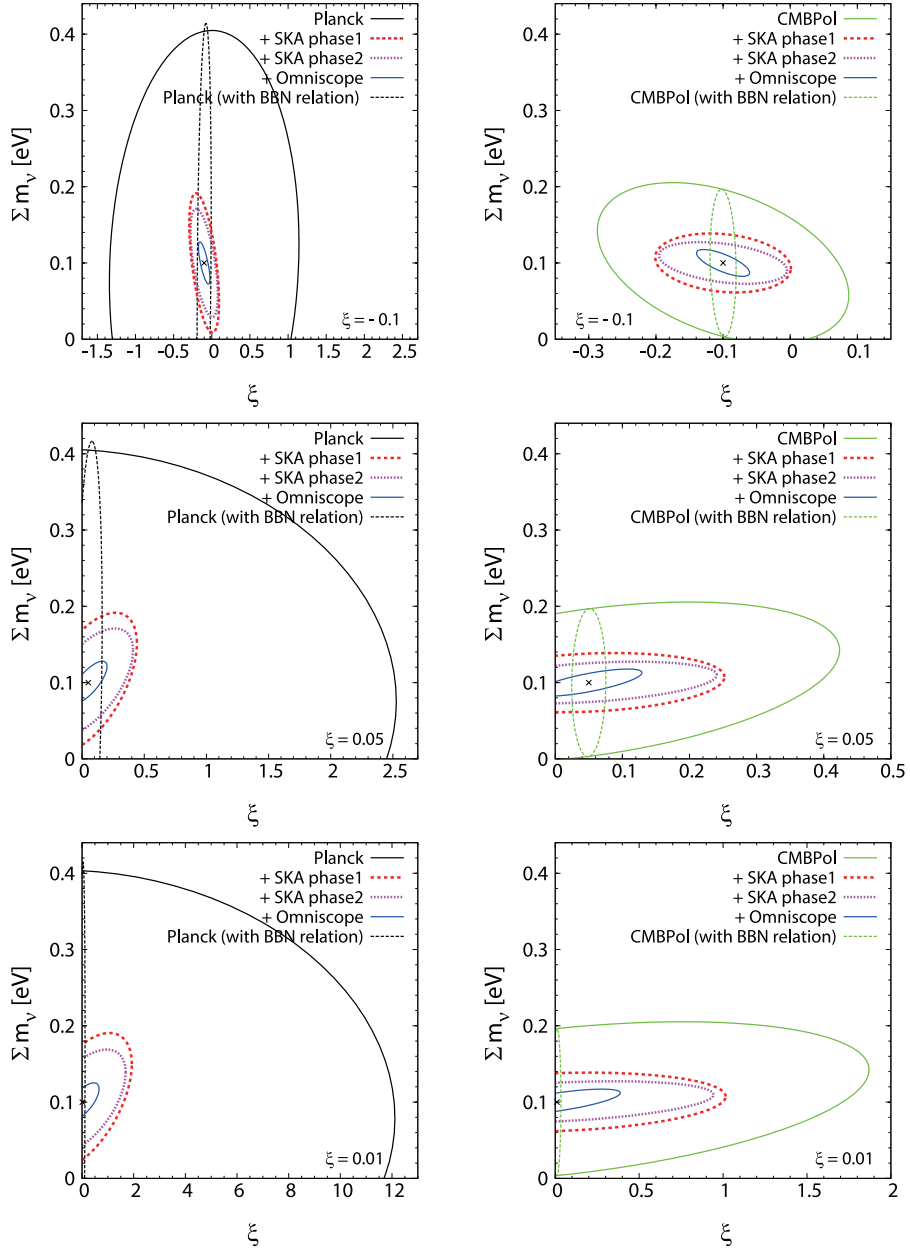


Figure 11.1: Expected 2σ constraints on the $\sum m_\nu$ - ξ plane. As CMB data, the Planck and CMBPol surveys are adopted in the left and right panels, respectively. In order from top to bottom, the fiducial values of ξ are set to -0.1 , 0.05 and 0.01 . Here, we mainly present constraints for fixed $Y_p = 0.25$. Shown are the constraints from CMB alone (solid black/green line) as well as the ones from CMB data combined with 21 cm data from SKA phase1 (red line), SKA phase2 (magenta line) and Omniscope (blue line). As a reference, the constraints from CMB data alone with the BBN relation are also shown (dotted black/green line). Note that scales in x -axis differ among different panels.

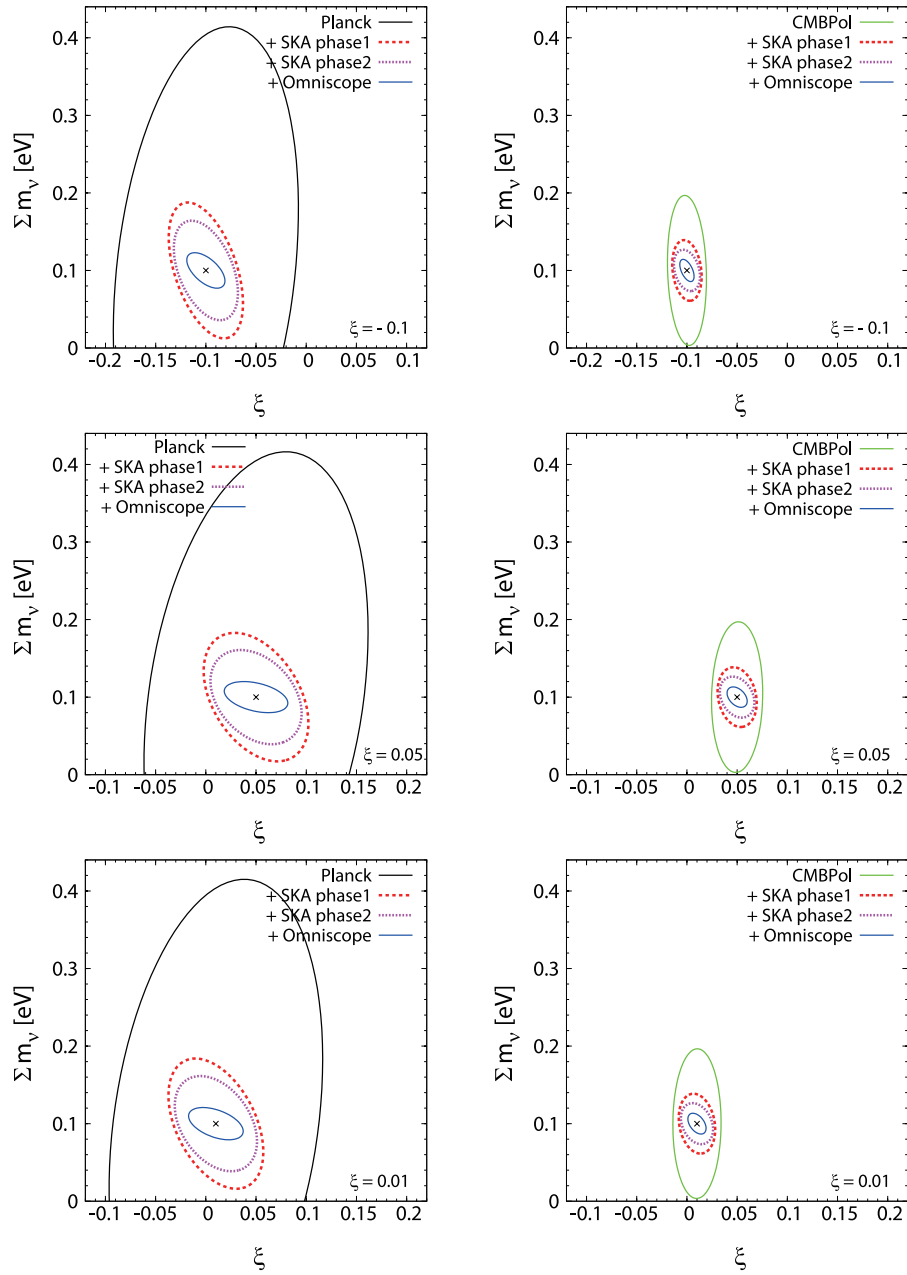


Figure 11.2: Expected 2σ constraints on the $\sum m_\nu$ - ξ plane. In this figure, the BBN relation is assumed.

be

$$F_{\alpha\beta} = F_{\alpha\beta}^{(21\text{cm})} + F_{\alpha\beta}^{(\text{CMB})}. \quad (11.2)$$

11.1 Cases without extra radiation

Let us first see the cases without extra radiation. Fig. 11.1 shows constraints on the ξ – $\sum m_\nu$ plane for mainly the cases where we fixed Y_p to 0.25 without assuming the BBN relation. On the other hand, constraints only from CMB observations with the BBN relation $Y_p(\Omega_b h^2, \xi, \Delta N_\nu)$ are also shown as well, for the purpose of comparison. Regarding fiducial values of ξ , we adopted $\xi = 0.01, 0.05$ and -0.1 here. Note that $\xi = 0.05$ and -0.1 roughly correspond to the upper and lower bounds at 2σ from primordial abundance of the light elements (See Fig. D.1 in Appendix D and Ref. [111]). From the figure, we can immediately see that 21 cm line observations can be a powerful probes of the lepton asymmetry of the Universe. Compared with the constraints on ξ from Planck alone, the error is improved by a factor around 5 (10) by combining SKA (Omniscope). Even though CMBPol can by itself give much tighter constraints than Planck, combinations with 21 cm observations are still able to improve the constraints further by a factor around 2 (SKA) and 4 (Omniscope). We also note that constraints on the neutrino masses from CMB observations can be also improved by combining 21 cm line observations. As an illustrative example, constraints on cosmological parameters for the cases with fiducial $\xi = 0.05$ are summarized in Table 11.1.

In Fig. 11.1, one may notice that the uncertainties in ξ , which we denote as σ_ξ , is dependent on the fiducial value of ξ . This is because, in the absence of the BBN relation, there is no difference between neutrinos and anti-neutrinos in their effects both on the CMB and 21 cm power spectra. Therefore, these power spectra are even functions of ξ , as can be also read from Eqs.(5.68)-(5.69) and (5.86), which respectively govern effects on the background and perturbation evolutions. In particular for small $\xi \ll 1$, these power spectra should respond linearly to ξ^2 . This leads that σ_ξ is proportional to the inverse of the fiducial ξ , while the error $\sigma_{\xi^2} \propto \xi \sigma_\xi$ is almost independent of the fiducial ξ , which is confirmed from Table 11.4, where we summarized constraints on ξ for various setups (e.g. without the BBN relation) and fiducial values of ξ for cases of $\Delta N_\nu = 0$.

Although σ_ξ is dependent on fiducial ξ , we can still see that $\xi = -0.1$, which is roughly the current lower bound from the primordial light elements, can be detected marginally by CMBPol+SKA and significantly by CMBPol+Omniscope. This is remarkable as this indicates that even without assuming the BBN relation, we may be able to obtain a constraint on ξ better than one from the primordial light elements.

On the other hand, from the above figure, one may think 21 cm line alone is powerful enough to give similar constraints on ξ as those from CMB+21 cm line. However, this is not true. This can be understood by seeing that provided a very precise observation of 21 cm line, e.g., Omniscope, its combinations with Planck and CMBPol still differ non-negligibly. This is due to that some cosmological parameters which degenerate with ξ

when only a 21 cm line observation is adopted can be determined well by CMB.

Let us next see the cases with the BBN relation $Y_p(\Omega_b h^2, \xi, \Delta N_\nu)$, though we here still assume ΔN_ν to vanish. In this case, ξ affects CMB and 21 cm observations also through Y_p in addition to the effects we have taken into account in the case of fixed Y_p . Regarding effects of ξ on the CMB power spectrum, this indirect effect through the BBN relation is more significant than direct ones. This can be noticed in Fig. 11.1, where the contours of constraints from CMB alone can be squeezed in the direction of ξ by an order of magnitude with the BBN relation.

Fig. 11.2 shows the same constraints as in Fig. 11.1 except that the BBN relation is now taken into account in any combinations of observations. Compared with the previous figure, improvements brought about by the combination of 21 cm line observations are not as dramatic as in the cases without the BBN relation. This indirectly suggests that 21cm line observations are not as sensitive to Y_p as CMB. However, the combination with SKA can reduce the size of error in ξ by a few times from Planck alone and a similar level of improvement can be brought about by Omniscope compared to CMBPol alone. We note that with the BBN relation being assumed, a combination of CMB and 21 cm line observations can constrain the lepton asymmetry substantially better than the primordial abundances of light elements.

Different from the cases without the BBN relation, one can notice that the sizes of errors in ξ little depend on fiducial ξ with the BBN relation. This is because prediction of BBN is sensitive to the sign of ξ . Therefore, Y_p responses linearly to ξ at the lowest order. In particular, the most significant effect of ξ on Y_p is that ξ_e changes the ratio of neutron number density to proton one when BBN starts. Positive (negative) ξ effectively boosts (suppresses) $n \rightarrow p$ conversion and reduces (increases) Y_p . Such an effect can break the degeneracy between ξ and $-\xi$ existing without the BBN relation.

Constraints on cosmological parameters are summarized in Tables 11.1, 11.2 and 11.3, where we fixed Y_p to 0.25, assumed the BBN relation and varied Y_p as a free parameter, respectively. In these tables, we present constraints only for the fiducial $\xi = 0.05$, as we found that dependencies of errors on the fiducial ξ is not significant except for σ_ξ ; as long as one considers a fiducial $\xi \leq 0.1$, errors of cosmological parameters differ by no more than 25%. The only exception is σ_ξ which has been shown to depend on fiducial ξ in the absence of the BBN relation. In Table 11.4, we summarize the dependence of σ_ξ on fiducial values of ξ . Except for the cases with the BBN relation, we see that σ_ξ scales almost proportionally to the inverse of fiducial ξ .

11.2 Cases with extra radiation

So far we have been investigating constraints on ξ in combination with CMB and 21 cm line observations. Having observed that the combination of observations can improve constraints on ξ from only CMB ones, we extend our analysis to consider cosmological models with not only non-zero ξ but also extra (dark) radiation other than active neutrinos.

	$\Omega_m h^2$	$\Omega_b h^2$	Ω_Λ	n_s
Planck	2.86×10^{-3}	1.95×10^{-4}	2.01×10^{-2}	6.06×10^{-3}
+ SKA phase1	3.40×10^{-4}	7.63×10^{-5}	2.33×10^{-3}	2.03×10^{-3}
+ SKA phase2	2.52×10^{-4}	7.40×10^{-5}	9.26×10^{-4}	1.42×10^{-3}
+ Omniscope	8.16×10^{-5}	2.42×10^{-5}	4.18×10^{-4}	4.81×10^{-4}
CMBPol	1.16×10^{-3}	3.78×10^{-5}	7.48×10^{-3}	1.75×10^{-3}
+ SKA phase1	3.11×10^{-4}	2.91×10^{-5}	2.14×10^{-3}	1.20×10^{-3}
+ SKA phase2	2.12×10^{-4}	2.74×10^{-5}	9.06×10^{-4}	9.16×10^{-4}
+ Omniscope	5.13×10^{-5}	1.31×10^{-5}	4.09×10^{-4}	3.68×10^{-4}
	$A_s \times 10^{10}$	τ_{reion}	Σm_ν	ξ
Planck	2.31×10^{-1}	4.58×10^{-3}	1.23×10^{-1}	9.99×10^{-1}
+ SKA phase1	1.88×10^{-1}	4.36×10^{-3}	3.69×10^{-2}	1.58×10^{-1}
+ SKA phase2	1.87×10^{-1}	4.28×10^{-3}	2.86×10^{-2}	1.45×10^{-1}
+ Omniscope	1.84×10^{-1}	4.15×10^{-3}	1.13×10^{-2}	6.09×10^{-2}
CMBPol	1.10×10^{-1}	2.46×10^{-3}	4.26×10^{-2}	1.51×10^{-1}
+ SKA phase1	1.01×10^{-1}	2.41×10^{-3}	1.56×10^{-2}	8.15×10^{-2}
+ SKA phase2	9.95×10^{-2}	2.37×10^{-3}	1.10×10^{-2}	7.69×10^{-2}
+ Omniscope	7.81×10^{-2}	1.78×10^{-3}	7.15×10^{-3}	3.19×10^{-2}

Table 11.1: 1σ errors on cosmological parameters for fiducial $\xi = 0.05$ for the cases with fixed $Y_p = 0.25$.

	$\Omega_m h^2$	$\Omega_b h^2$	Ω_Λ	n_s
Planck	2.41×10^{-3}	2.13×10^{-4}	2.09×10^{-2}	7.06×10^{-3}
+ SKA phase1	3.04×10^{-4}	9.35×10^{-5}	2.30×10^{-3}	2.22×10^{-3}
+ SKA phase2	2.02×10^{-4}	8.64×10^{-5}	9.21×10^{-4}	1.44×10^{-3}
+ Omniscope	7.94×10^{-5}	1.54×10^{-5}	4.15×10^{-4}	3.54×10^{-4}
CMBPol	9.27×10^{-4}	4.83×10^{-5}	7.16×10^{-3}	2.54×10^{-3}
+ SKA phase1	2.75×10^{-4}	4.16×10^{-5}	2.11×10^{-3}	1.46×10^{-3}
+ SKA phase2	1.43×10^{-4}	4.05×10^{-5}	9.00×10^{-4}	1.04×10^{-3}
+ Omniscope	4.81×10^{-5}	1.24×10^{-5}	4.08×10^{-4}	3.17×10^{-4}
	$A_s \times 10^{10}$	τ_{reion}	Σm_ν	ξ
Planck	2.07×10^{-1}	4.64×10^{-3}	1.28×10^{-1}	4.50×10^{-2}
+ SKA phase1	1.92×10^{-1}	4.31×10^{-3}	3.34×10^{-2}	2.10×10^{-2}
+ SKA phase2	1.89×10^{-1}	4.25×10^{-3}	2.45×10^{-2}	1.83×10^{-2}
+ Omniscope	1.85×10^{-1}	4.14×10^{-3}	8.08×10^{-3}	1.28×10^{-2}
CMBPol	1.07×10^{-1}	2.48×10^{-3}	3.92×10^{-2}	1.03×10^{-2}
+ SKA phase1	1.01×10^{-1}	2.39×10^{-3}	1.55×10^{-2}	7.85×10^{-3}
+ SKA phase2	9.78×10^{-2}	2.33×10^{-3}	1.07×10^{-2}	6.95×10^{-3}
+ Omniscope	6.86×10^{-2}	1.56×10^{-3}	5.30×10^{-3}	4.04×10^{-3}

Table 11.2: Same as in Table 11.1 but for the cases with the BBN relation.

	$\Omega_m h^2$	$\Omega_b h^2$	Ω_Λ	n_s	
Planck	3.31×10^{-3}	2.27×10^{-4}	2.11×10^{-2}	7.56×10^{-3}	
+ SKA phase1	3.46×10^{-4}	1.09×10^{-4}	2.34×10^{-3}	2.25×10^{-3}	
+ SKA phase2	2.66×10^{-4}	1.05×10^{-4}	9.26×10^{-4}	1.46×10^{-3}	
+ Omniscope	8.31×10^{-5}	3.88×10^{-5}	4.18×10^{-4}	4.87×10^{-4}	
CMBPol	1.29×10^{-3}	4.90×10^{-5}	8.03×10^{-3}	2.72×10^{-3}	
+ SKA phase1	3.17×10^{-4}	4.29×10^{-5}	2.14×10^{-3}	1.49×10^{-3}	
+ SKA phase2	2.23×10^{-4}	4.20×10^{-5}	9.06×10^{-4}	1.05×10^{-3}	
+ Omniscope	5.27×10^{-5}	2.28×10^{-5}	4.10×10^{-4}	3.69×10^{-4}	
	$A_s \times 10^{10}$	τ_{reion}	Σm_ν	ξ	Y_p
Planck	2.32×10^{-1}	4.66×10^{-3}	1.28×10^{-1}	1.12	1.13×10^{-2}
+ SKA phase1	1.92×10^{-1}	4.36×10^{-3}	3.70×10^{-2}	2.10×10^{-1}	5.90×10^{-3}
+ SKA phase2	1.89×10^{-1}	4.29×10^{-3}	2.88×10^{-2}	2.05×10^{-1}	5.41×10^{-3}
+ Omniscope	1.85×10^{-1}	4.17×10^{-3}	1.16×10^{-2}	8.99×10^{-2}	3.83×10^{-3}
CMBPol	1.10×10^{-1}	2.49×10^{-3}	4.47×10^{-2}	1.85×10^{-1}	2.83×10^{-3}
+ SKA phase1	1.02×10^{-1}	2.42×10^{-3}	1.57×10^{-2}	1.01×10^{-1}	2.15×10^{-3}
+ SKA phase2	1.00×10^{-1}	2.37×10^{-3}	1.11×10^{-2}	9.89×10^{-2}	1.96×10^{-3}
+ Omniscope	7.94×10^{-2}	1.91×10^{-3}	7.47×10^{-3}	4.93×10^{-2}	1.31×10^{-3}

Table 11.3: Same as in Table 11.1 but for the cases with freely varying Y_p .

- Fixing $Y_p = 0.25$

	$\xi = -0.1$	$\xi = 0.05$	$\xi = 0.01$
Planck	5.01×10^{-1}	9.99×10^{-1}	4.88
+ SKA phase1	7.85×10^{-2}	1.58×10^{-1}	7.73×10^{-1}
+ SKA phase1	7.23×10^{-2}	1.45×10^{-1}	6.76×10^{-1}
+ Omniscope	3.02×10^{-2}	6.09×10^{-2}	2.62×10^{-1}
CMBPol	7.55×10^{-2}	1.51×10^{-1}	7.50×10^{-1}
+ SKA phase1	4.07×10^{-2}	8.15×10^{-2}	4.05×10^{-1}
+ SKA phase2	3.84×10^{-2}	7.69×10^{-2}	3.76×10^{-1}
+ Omniscope	1.59×10^{-2}	3.19×10^{-2}	1.52×10^{-1}

- With the BBN relation

	$\xi = -0.1$	$\xi = 0.05$	$\xi = 0.01$
Planck	3.72×10^{-2}	4.50×10^{-2}	4.29×10^{-2}
+ SKA phase1	1.49×10^{-2}	2.10×10^{-2}	1.90×10^{-2}
+ SKA phase2	1.29×10^{-2}	1.83×10^{-2}	1.65×10^{-2}
+ Omniscope	7.66×10^{-3}	1.28×10^{-2}	1.10×10^{-2}
CMBPol	7.82×10^{-3}	1.03×10^{-2}	9.68×10^{-3}
+ SKA phase1	5.89×10^{-3}	7.85×10^{-3}	7.31×10^{-3}
+ SKA phase2	5.25×10^{-3}	6.95×10^{-3}	6.47×10^{-3}
+ Omniscope	2.86×10^{-3}	4.04×10^{-3}	3.65×10^{-3}

- Freely varying Y_p

	$\xi = -0.1$	$\xi = 0.05$	$\xi = 0.01$
Planck	5.61×10^{-1}	1.12	5.42
+ SKA phase1	1.05×10^{-1}	2.10×10^{-1}	1.02
+ SKA phase2	1.02×10^{-1}	2.05×10^{-1}	9.06×10^{-1}
+ Omniscope	4.48×10^{-2}	8.99×10^{-2}	3.39×10^{-1}
CMBPol	9.24×10^{-2}	1.85×10^{-1}	9.17×10^{-1}
+ SKA phase1	5.07×10^{-2}	1.01×10^{-1}	5.03×10^{-1}
+ SKA phase2	4.95×10^{-2}	9.89×10^{-2}	4.79×10^{-1}
+ Omniscope	2.46×10^{-2}	4.93×10^{-2}	2.24×10^{-1}

Table 11.4: Dependence of σ_ξ on the fiducial value of ξ .

Throughout this section, we assume that the extra radiation is massless. In addition, we assume the BBN relation $Y_p(\Omega_b h^2, \xi, \Delta N_\nu)$, which allows us to distinguish ξ and ΔN_ν even if the active neutrinos are almost massless.

In Fig. 11.3, we plot 2σ constraints in the ξ - ΔN_ν plane from CMB alone as well as combinations of CMB and 21 cm line. Three different fiducial models $(\xi, \Delta N_\nu) = (0, 0.2)$, $(0, 0.02)$ and $(-0.12, 0)$ are adopted here. We note that the latter two fiducial models give the similar effective numbers of neutrino species when neutrinos are relativistic. We can see that CMB alone cannot constrain ΔN_ν tightly. Moreover, the sizes of 2σ contours in the ΔN_ν direction are dependent on fiducial parameters ξ and ΔN_ν . This dependency should be suggesting that observations are not enough constraining and the likelihood surface in the ξ - ΔN_ν plane deviates from Gaussian cases to some extent. This may lead that when one explores constraints in a full parameter space using the Markov chain Monte Carlo, e.g., CosmoMC [112], resulting constraints would be somewhat less stringent than forecasts based on the Fisher matrix analysis. However, once we combine 21 cm observations, the constraints on ΔN_ν greatly improve. Moreover, the size of errors become almost independent of the fiducial values of ξ and ΔN_ν by an order of magnitude. This shows that combinations of CMB and 21 cm line observations will be promising to disentangle degenerating ξ and ΔN_ν . In Table 11.5, we present the 1σ constraints only for ξ and ΔN_ν . We note that regarding the constraints on other cosmological parameters, the inclusion of ΔN_ν does not degrade most of them significantly, or, by at most 50 %. Only exceptions are the constants on $\Omega_m h^2$ from Planck alone and $\Omega_b h^2$ from Planck+Omniscope and CMBPol+Omniscope, which are degraded by 2-3 times.

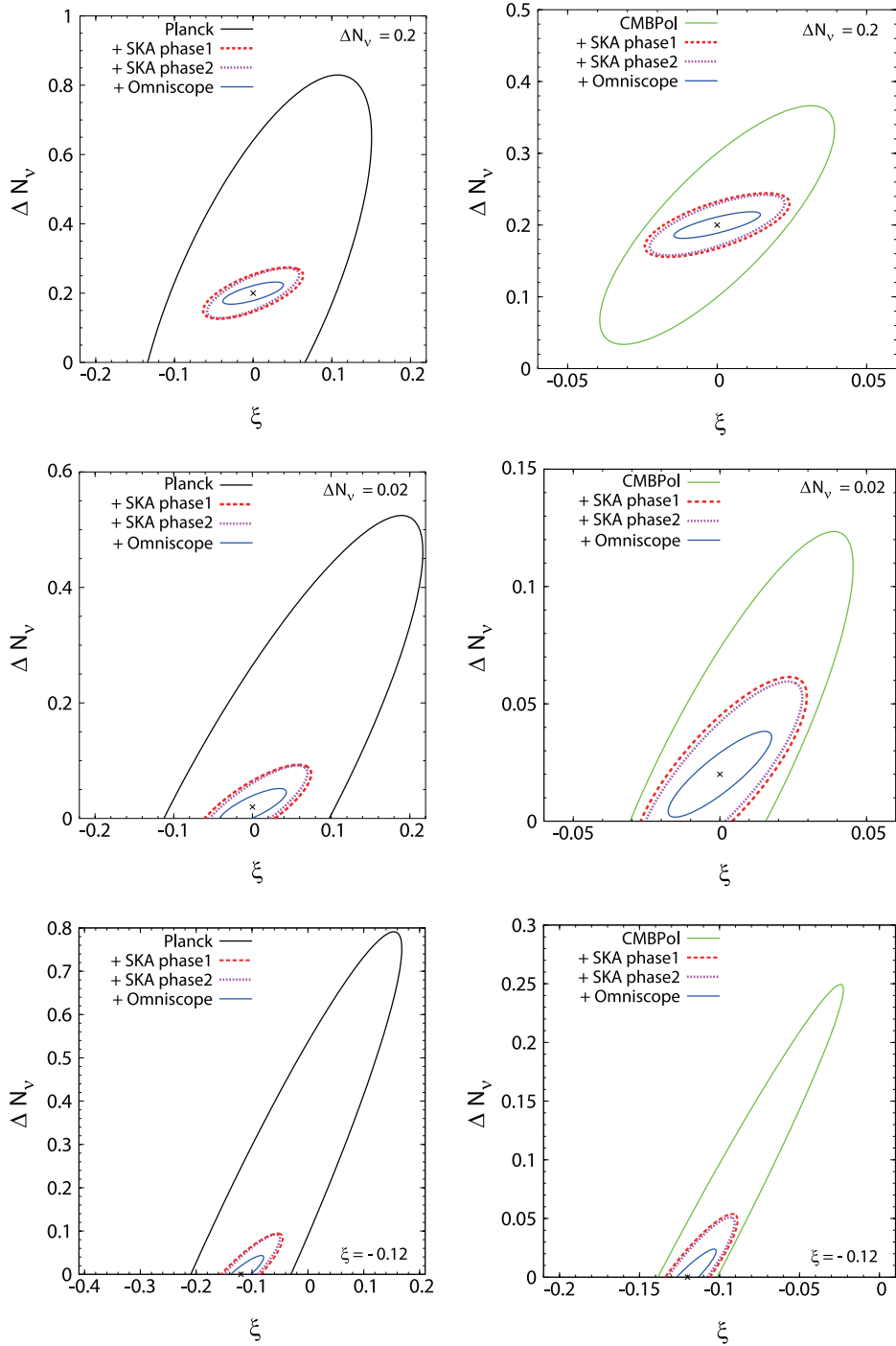


Figure 11.3: Expected 2σ constraints on the ξ - ΔN_ν plane. In this figure, the BBN relation is assumed. As fiducial values of $(\xi, \Delta N_\nu)$, we here adopt $(0.2, 0)$, $(0.02, 0)$ and $(0, -0.12)$ in the top, middle and bottom panels, respectively. Note that scales differ among different panels.

- fiducial $(\xi, \Delta N_\nu) = (0, 0.2)$

	ξ	ΔN_ν
Planck	6.07×10^{-2}	2.54×10^{-1}
+ SKA phase1	2.56×10^{-2}	2.99×10^{-2}
+ SKA phase2	2.36×10^{-2}	2.91×10^{-2}
+ Omniscope	1.55×10^{-2}	1.29×10^{-2}
CMBPol	1.58×10^{-2}	6.71×10^{-2}
+ SKA phase1	9.77×10^{-3}	1.79×10^{-2}
+ SKA phase2	9.09×10^{-3}	1.70×10^{-2}
+ Omniscope	5.83×10^{-3}	7.47×10^{-3}

- fiducial $(\xi, \Delta N_\nu) = (0, 0.02)$

	ξ	ΔN_ν
Planck	8.74×10^{-2}	2.04×10^{-1}
+ SKA phase1	3.01×10^{-2}	2.94×10^{-2}
+ SKA phase2	2.82×10^{-2}	2.88×10^{-2}
+ Omniscope	1.74×10^{-2}	1.28×10^{-2}
CMBPol	1.83×10^{-2}	4.17×10^{-2}
+ SKA phase1	1.20×10^{-2}	1.67×10^{-2}
+ SKA phase2	1.13×10^{-2}	1.59×10^{-2}
+ Omniscope	7.11×10^{-3}	7.37×10^{-3}

- fiducial $(\xi, \Delta N_\nu) = (-0.12, 0)$

	ξ	ΔN_ν
Planck	1.16×10^{-1}	3.19×10^{-1}
+ SKA phase1	3.02×10^{-2}	3.81×10^{-2}
+ SKA phase2	2.82×10^{-2}	3.71×10^{-2}
+ Omniscope	1.64×10^{-2}	1.75×10^{-2}
CMBPol	3.93×10^{-2}	1.01×10^{-1}
+ SKA phase1	1.26×10^{-2}	2.17×10^{-2}
+ SKA phase2	1.19×10^{-2}	2.06×10^{-2}
+ Omniscope	7.22×10^{-3}	9.65×10^{-3}

Table 11.5: 1σ errors on ξ and ΔN_ν for the case with the BBN relation and their dependence on fiducial $(\xi, \Delta N_\nu)$

Chapter 12

Summary

In this thesis, we have studied how we can constrain the total neutrino mass Σm_ν , the effective number of neutrino species N_ν , the neutrino mass hierarchy, and the lepton asymmetry ξ in the Universe by using 21 cm line (SKA or Omniscope) and CMB (Planck, POLARBEAR-2, Simons Array or CMBPol) observations. It is essential to combine the 21 cm line observation with the precise CMB polarization observation to break various degeneracies in cosmological parameters when we perform multiple-parameter fittings.

About the constraints on the Σm_ν - N_ν plane, we have found that there is a significant improvement in the sensitivities to Σm_ν and N_ν by adding the BAO experiments to the experiments of CMB. However, for a fiducial value $\Sigma m_\nu = 0.1$ eV, it is impossible to detect the non-zero neutrino mass at 2σ level even by using the combination of Simons Array and DESI. On the other hand, by adding the 21 cm experiments (SKA phase1) to the CMB experiment, we find that there is a substantial improvement. By using Planck + Simons Array + BAO(DESI) + SKA phase1, we can detect the non-zero neutrino mass (but it is necessary to remove the foregrounds with high degree of accuracy). For a fiducial value $\Sigma m_\nu = 0.06$ eV, which corresponds to the lowest value in the normal hierarchy of the neutrino mass, we need the sensitivity of SKA phase2 in order to detect the non-zero neutrino mass.

Next, as for the determination of the neutrino mass hierarchy, we have introduced the parameter $r_\nu = (m_3 - m_1)/\Sigma m_\nu$, and studied how to discriminate a true hierarchy from the other by constraining r_ν . As was clearly shown in Fig. 10.6, by adopting the combinations of the Planck + Simons Array + BAO(DESI) + SKA phase2, we will be able to determine the hierarchy to be inverted or normal at 2σ unless the mass structure is degenerated.

Finally, for the constraints on the lepton asymmetry, when we consider constraints on ξ in the absence of extra radiation, we have found that, even without assuming the BBN relation, by combining the 21 cm line observations with the CMB observations, we can constrain ξ with a better accuracy than the primordial abundances of light elements, which cannot be achieved by the CMB observation alone. Next, once the BBN relation has been taken into account, even the sensitivity of the CMB observations alone to ξ substantially improves. However the 21 cm line observations can still improve the constraints and

be useful in constraining the lepton asymmetry. In addition, we have also investigated constraints on ξ in the presence of some extra radiation. We have shown that the 21 cm line observations can substantially improve the constraints on ΔN_ν compared with the case of the CMB observations alone, and allow us to distinguish between the lepton asymmetry and extra radiation.

Our results indicate that the 21 cm line and CMB polarization observations can become a powerful probe of the neutrino properties and the origin of matter in the Universe.

Acknowledgments

First of all, I would like to show my greatest appreciation to my supervisor, Dr. Kazunori Kohri at the Graduate University for Advanced Studies (SOKENDAI) and at High Energy Accelerator Research Organization (KEK), whose enormous support and insightful comments were invaluable during the course of my study, and discussions with him have been illuminating for me. I have learned and study a lot of things from him during these five years.

Also my deepest appreciation goes to Prof. Hideo Kodama at the Graduate University for Advanced Studies (SOKENDAI) and at High Energy Accelerator Research Organization (KEK), whose comments were innumerable valuable at all times, and I received generous support from him. I am also indebted to Dr. Kunihito Ioka at the Graduate University for Advanced Studies (SOKENDAI) and at High Energy Accelerator Research Organization (KEK), who provided very useful discussion and sincere encouragement.

I would also like to thank Prof. Masashi Hazumi at the Graduate University for Advanced Studies (SOKENDAI) and at High Energy Accelerator Research Organization (KEK). For the analysis of CMB, he gives insightful comments and technical help about CMB observation and treatment of its foregrounds. Besides, I also grateful to Dr. Tomo Takahashi at Saga University and Dr. Toyokazu Sekiguchi. they give me a enormous help and provided significant contributions for our work.

Additionally, I am deeply grateful to the members of the KEK Theory center Cosmophysics Group: Dr. Seiju Ohashi, Dr. Shota Kisaka Dr. Hajime Takami, Dr. Kentaro Tanabe, Dr. Hirotaka Yoshino. They gave me constructive comments and warm encouragement.

My junior fellow Eunseong So and other students in Department of Particle and Nuclear Physics at SOKENDAI provided advice on life as well as science. I am thankful to all the colleagues at SOKENDAI and KEK, and secretaries of the KEK Theory center Tamao Shishido and Kieko Iioka.

Financially, I appreciate the support of the Grant-in-Aid for Scientific research from the Ministry of Education, Science, Sports, and Culture, Japan, Nos. 25.4260, which made it possible to complete my study.

Finally, I would also like to express my gratitude to my family for their moral support and warm encouragements.

Appendix A

Hyperfine splitting of neutral hydrogen atom [113]

Here, we show the energy splitting due to the hyperfine structure of neutral hydrogen atom. This splitting is caused by an interaction between the magnetic moment of nucleus and that of electron. This splitting is much smaller than that of the fine structure, which is caused by the interaction between the spin and orbital angular momentum. Below we calculate the energy splitting by considering the spin-spin interaction.

Since a nucleus can be regarded as a magnetic dipole, the magnetic moment \mathbf{M}_p is given by

$$\mathbf{M}_p = \frac{|e|g_p}{2M_p c} \hat{\mathbf{I}} = g_p \mu_p \frac{\hat{\mathbf{I}}}{\hbar}, \quad (\text{A.1})$$

$$\mu_p \equiv \frac{|e|\hbar}{2M_p c}, \quad (\text{A.2})$$

where $\hat{\mathbf{I}}$, M_p , e and g_p are the spin, the mass, the electric charge and the g factor of the nucleus, respectively. The vector potential due to the magnetic moment is expressed as

$$\mathbf{A}(\mathbf{r}) = -(\mathbf{M}_p \times \nabla) \left(\frac{1}{r} \right), \quad (\text{A.3})$$

and the magnetic field due to the potential can be written as

$$\begin{aligned} \mathbf{B}(\mathbf{r}) &= \nabla \times \mathbf{A} \\ &= -g_p \mu_p \nabla \times \left(\frac{\hat{\mathbf{I}}}{\hbar} \times \nabla \right) \left(\frac{1}{r} \right). \end{aligned} \quad (\text{A.4})$$

Therefore, the potential V_{hfs} which is caused by the interaction between the magnetic field

and the spin of the electron $\hat{\mathbf{S}}$ is given by

$$\begin{aligned}
V_{hfs} &= \frac{|e|\hbar}{m_e c} \hat{\mathbf{S}} \cdot \mathbf{B}(\mathbf{r}) = 2\mu_B \frac{\hat{\mathbf{S}}}{\hbar} \cdot \mathbf{B}(\mathbf{r}) \\
&= -2g_p \mu_B \mu_p \frac{\hat{\mathbf{S}}}{\hbar} \cdot \left[\nabla \times \left(\frac{\hat{\mathbf{I}}}{\hbar} \times \nabla \right) \left(\frac{1}{r} \right) \right] \\
&= -2g_p \mu_B \mu_p \left[\frac{\hat{\mathbf{S}}}{\hbar} \cdot \left\{ \frac{\hat{\mathbf{I}}}{\hbar} \cdot \nabla^2 - \nabla \left(\nabla \cdot \frac{\hat{\mathbf{I}}}{\hbar} \right) \right\} \right] \frac{1}{r}, \tag{A.5}
\end{aligned}$$

where $\mu_B = |e|\hbar/(2m_e c)$ is the Bohr magnet and m_e is the mass of the electron. In the S state, the first order perturbation of the potential is written as

$$\langle V_{hfs} \rangle = -2g_p \mu_B \mu_p \int dr^3 |\phi_{100}(r)|^2 \left[\left\langle \frac{\hat{\mathbf{S}} \cdot \hat{\mathbf{I}}}{\hbar^2} \right\rangle \nabla^2 - \left\langle \left(\frac{\hat{\mathbf{S}}}{\hbar} \cdot \nabla \right) \left(\frac{\hat{\mathbf{I}}}{\hbar} \cdot \nabla \right) \right\rangle \right] \frac{1}{r}, \tag{A.6}$$

where ϕ_{100} is the wave function of the the S state, and it is expressed as

$$\phi_{100} = \frac{1}{\sqrt{4\pi}} \left(\frac{1}{a_0} \right)^{\frac{3}{2}} 2 \exp \left(-\frac{r}{a_0} \right), \tag{A.7}$$

$$a_0 = \frac{\hbar^2}{m_e e^2}. \tag{A.8}$$

According to the following spherical symmetric property of the S state,

$$\left\langle \left(\frac{\hat{\mathbf{S}}}{\hbar} \cdot \nabla \right) \left(\frac{\hat{\mathbf{I}}}{\hbar} \cdot \nabla \right) \right\rangle \longrightarrow \frac{1}{3} \left\langle \hat{\mathbf{S}} \cdot \hat{\mathbf{I}} \right\rangle \nabla^2, \tag{A.9}$$

the potential can be rewritten as

$$\begin{aligned}
\langle V_{hfs} \rangle &= -\frac{4}{3} g_p \mu_B \mu_p \int dr^3 |\phi_{100}(r)|^2 \left\langle \frac{\hat{\mathbf{S}} \cdot \hat{\mathbf{I}}}{\hbar^2} \right\rangle \nabla^2 \frac{1}{r} \\
&= -\frac{4}{3} g_p \mu_B \mu_p \int dr^3 |\phi_{100}(r)|^2 \left\langle \frac{\hat{\mathbf{S}} \cdot \hat{\mathbf{I}}}{\hbar^2} \right\rangle (-4\pi \delta^D(\mathbf{r})) \\
&= \frac{16\pi}{3} g_p \mu_B \mu_p |\phi_{100}(0)|^2 \left\langle \frac{\hat{\mathbf{S}} \cdot \hat{\mathbf{I}}}{\hbar^2} \right\rangle. \tag{A.10}
\end{aligned}$$

Here, the square of the absolute value of the wave function ϕ_{100} at $r = 0$ is give by

$$|\phi_{100}(0)|^2 = \frac{1}{\pi a_0^3}, \tag{A.11}$$

Therefore, we can obtain

$$\begin{aligned}\langle V_{hfs} \rangle &= \frac{16\pi}{3} g_p \mu_B \mu_p \frac{1}{\pi a_0^3} \left\langle \frac{\hat{\mathbf{S}} \cdot \hat{\mathbf{I}}}{\hbar^2} \right\rangle \\ &= \frac{8}{3} \left(\frac{e^2}{2a_0} \right) g_p \frac{m_e}{M_p} \alpha_{EM}^2 \left\langle \frac{\hat{\mathbf{S}} \cdot \hat{\mathbf{I}}}{\hbar^2} \right\rangle,\end{aligned}\tag{A.12}$$

where $\alpha_{EM} = e^2/(\hbar c)$ is the fine structure constant. By using the total spin of the nucleus $\hat{\mathbf{F}} (= \hat{\mathbf{S}} + \hat{\mathbf{I}})$, we can express this potential as

$$\begin{aligned}\frac{\langle \hat{\mathbf{S}} \cdot \hat{\mathbf{I}} \rangle}{\hbar^2} &= \frac{\langle \hat{\mathbf{F}}^2 - \hat{\mathbf{S}}^2 - \hat{\mathbf{I}}^2 \rangle}{2\hbar^2} = \frac{F(F+1) - 3/4 - I(I+1)}{2} \\ &= \frac{1}{2} \begin{cases} I & (F = I + \frac{1}{2}), \\ -I - 1 & (F = I - \frac{1}{2}). \end{cases}\end{aligned}\tag{A.13}$$

In the case of $I = 1/2$, the difference between the upper and lower states is 1. Therefore, the energy splitting of the hyperfine structure ΔE_{hfs} is given by

$$\Delta E_{hfs} = \frac{8}{3} \left(\frac{e^2}{2a_0} \right) g_p \frac{m_e}{M_p} \alpha_{EM}^2.\tag{A.14}$$

By substituting the g factor of the proton $g_p = 5.56$ into this equation, we obtain the following value of the energy,

$$\begin{aligned}\Delta E_{hfs} &= \frac{8}{3} (13.6 \text{ eV}) (5.56) \frac{1}{1840} \left(\frac{1}{137} \right)^2 \\ &\simeq 5.8 \times 10^{-6} \text{ eV}.\end{aligned}\tag{A.15}$$

In this case, the transition frequency is

$$\nu \simeq 1.4 \text{ GHz},\tag{A.16}$$

and the wave length is

$$\lambda \simeq 21 \text{ cm}.\tag{A.17}$$

This is the 21 cm line due to the neutral hydrogen atom.

Appendix B

Einstein coefficients [64, 65]

Here, we show the derivation of the relation between the Einstein A and B coefficient (Eqs.(2.15a) and (2.15b)), by considering the equilibrium between the upper and lower states. By using the definition of the Einstein coefficients, the time derivatives of the number densities of the upper n_u and lower n_l states are give by

$$\frac{dn_u}{dt} = n_l B_{lu} I_{\nu_{ul}} - n_u (A_{ul} + B_{ul} I_{\nu_{ul}}), \quad (\text{B.1})$$

$$\frac{dn_l}{dt} = -n_l B_{lu} I_{\nu_{ul}} + n_u (A_{ul} + B_{ul} I_{\nu_{ul}}), \quad (\text{B.2})$$

where I_ν is the specific intensity of the incident photon and ν_{ul} is the transition frequency. Since the number of particles does not vary in the equilibrium state, the derivatives of the number densities are zero, i.e. $dn_u/dt = 0$, $dn_l/dt = 0$. In this case, by Eqs.(B.1) or (B.2), we can find

$$\begin{aligned} n_l B_{lu} I_{\nu_{ul}} - n_u (A_{ul} + B_{ul} I_{\nu_{ul}}) &= 0, \\ \rightarrow I_{\nu_{ul}} &= \frac{A_{ul}}{B_{ul}} \frac{1}{\frac{B_{lu} n_l}{B_{ul} n_u} - 1}. \end{aligned} \quad (\text{B.3})$$

Furthermore, the following Boltzmann distribution is valid in thermal equilibrium,

$$\frac{n_u}{n_l} = \frac{g_u}{g_l} \exp\left(-\frac{h_P \nu_{ul}}{k_B T}\right). \quad (\text{B.4})$$

By substituting this equation into Eq.(B.3), $I_{\nu_{ul}}$ is expressed as

$$I_{\nu_{ul}} = \frac{A_{ul}}{B_{ul}} \frac{1}{\frac{B_{lu}}{B_{ul}} \frac{g_l}{g_u} \exp\left(\frac{h_P \nu_{ul}}{k_B T}\right) - 1}. \quad (\text{B.5})$$

Here, the specific intensity of the black body is given by

$$I_{\nu_{ul}} = I_{\nu_{ul}}^{BB} = \frac{2h_P \nu_{ul}^3}{c^2} \frac{1}{\exp\left(\frac{h_P \nu_{ul}}{k_B T}\right) - 1}, \quad (\text{B.6})$$

In comparison between Eqs.(B.5) and (B.6), we obtain the following relations between the Einstein coefficients,

$$\frac{A_{ul}}{B_{ul}} = \frac{2h_P\nu_{ul}^3}{c^2} \longrightarrow A_{ul} = \frac{2h_P\nu_{ul}^3}{c^2} B_{ul}, \quad (\text{B.7})$$

$$\frac{B_{lu}}{B_{ul}} \frac{g_l}{g_u} = 1 \longrightarrow B_{ul} = \frac{g_l}{g_u} B_{lu}. \quad (\text{B.8})$$

Appendix C

Non-relativistic limit of $\rho_\nu + \rho_{\bar{\nu}}$ [85]

C.1 Expressions for the coefficients C_i

Below we give explicit expressions for the coefficients C_i , which are necessary to obtain Eqs. (5.77) and (5.78).

$$C_0 = \frac{2}{e^y + 1}, \quad (\text{C.1})$$

$$C_2 = \frac{e^y (e^y - 1)}{(e^y + 1)^3}, \quad (\text{C.2})$$

$$C_4 = \frac{e^y (11e^y - 11e^{2y} + e^{3y} - 1)}{12 (e^y + 1)^5}, \quad (\text{C.3})$$

$$C_6 = \frac{e^y (57e^y - 302e^{2y} + 302e^{3y} - 57e^{4y} + e^{5y} - 1)}{360 (e^y + 1)^7}, \quad (\text{C.4})$$

$$C_8 = \frac{e^y (247e^y - 4293e^{2y} + 15619e^{3y} - 15619e^{4y} + 4293e^{5y} - 247e^{6y} + e^{7y} - 1)}{20160 (e^y + 1)^9}, \quad (\text{C.5})$$

$$C_{10} = \frac{e^y (1013e^y - 47840e^{2y} + 455192e^{3y} - 1310354e^{4y} + 1310354e^{5y} - 455192e^{6y})}{1814400 (e^y + 1)^{11}} + \frac{e^y (47840e^{7y} - 1013e^{8y} + e^{9y} - 1)}{1814400 (e^y + 1)^{11}}. \quad (\text{C.6})$$

C.2 Non-relativistic limit of $\rho_\nu + \rho_{\bar{\nu}}$ and $p_\nu + p_{\bar{\nu}}$ for any ξ

Below we show the exact solutions for the $\rho_\nu + \rho_{\bar{\nu}}$ and $p_\nu + p_{\bar{\nu}}$ for any ξ in non-relativistic limit by using polylogarithm $\text{Li}_s(z)$, which is one of special functions.

$$\begin{aligned}
\rho_\nu + \rho_{\bar{\nu}} &\simeq \frac{T_\nu^4 a\tilde{m}}{2\pi^2} \int_0^\infty y^2 dy \left[1 + \frac{1}{2} \left(\frac{y}{a\tilde{m}} \right)^2 \right] \left(\frac{1}{e^{y+\xi} + 1} + \frac{1}{e^{y-\xi} + 1} \right) \\
&= \frac{T_\nu^4 a\tilde{m}}{2\pi^2} [-2\{\text{Li}_3(-e^{-\xi}) + \text{Li}_3(-e^\xi)\}] + \frac{T_\nu^4}{4\pi^2 a\tilde{m}} [-24\{\text{Li}_5(-e^{-\xi}) + \text{Li}_5(-e^\xi)\}], \quad (\text{C.7}) \\
p_\nu + p_{\bar{\nu}} &\simeq \frac{T_\nu^4}{6\pi^2 a\tilde{m}} \int_0^\infty y^4 dy \left[1 - \frac{1}{2} \left(\frac{y}{a\tilde{m}} \right)^2 \right] \left(\frac{1}{e^{y+\xi} + 1} + \frac{1}{e^{y-\xi} + 1} \right) \\
&= \frac{T_\nu^4}{6\pi^2 a\tilde{m}} [-24\{\text{Li}_5(-e^{-\xi}) + \text{Li}_5(-e^\xi)\}] - \frac{T_\nu^4}{12\pi^2 (a\tilde{m})^3} [-720\{\text{Li}_7(-e^{-\xi}) + \text{Li}_7(-e^\xi)\}]. \quad (\text{C.8})
\end{aligned}$$

If we expand these formulas around $\xi = 0$, they reduce to Eqs. (5.77) and (5.78).

Appendix D

BBN relation [85]

In the early universe with a higher temperature than $\mathcal{O}(1)$ MeV, the inter-converting reactions between neutron and proton through the weak interaction ($n + e^+ \leftrightarrow p + \nu_e$, $n + \bar{\nu}_e \leftrightarrow p + e^-$, and $n \leftrightarrow p + e^- + \nu_e$) were sufficiently rapid. In this case, the neutron to proton ratio obeys its thermal equilibrium value,

$$\frac{n}{p} = \exp \left[-\frac{\Delta m_{np} + \mu_{\nu_e}}{T} \right] = \exp \left[-\frac{\Delta m_{np}}{T} - \xi_{\nu_e} \right], \quad (\text{D.1})$$

with the mass difference $\Delta m_{np} = 1.3$ MeV. Here, we explicitly wrote the degeneracy parameter of ν_e to be $\xi_{\nu_e} = \mu_{\nu_e}/T_\nu$ with μ_{ν_e} being the chemical potential of ν_e . It is remarkable that the electron's chemical potential μ_{e^-} must be much smaller than that of ν_e because of the neutrality of the Universe $\xi_e = \mu_{e^-}/T \sim \mathcal{O}(\eta) \ll \xi_{\nu_e}$ with T and η being the photon temperature and the baryon-to-photon ratio, respectively. Accordingly ξ_{ν_e} affects the freezeout value of n/p , which can change the light element abundances. In particular, Y_p depends on ξ_{ν_e} in addition to η (or $\Omega_b h^2$) and N_ν . Thus, Y_p is related to those three parameters, i.e. $Y_p = Y_p(\Omega_b h^2, \xi_{\nu_e}, \Delta N_\nu)$, which is called "the BBN relation".

Since we need quite a precise value of Y_p in the current studies, we numerically compute Y_p as functions of those three parameters without adopting known fitting formula (e.g., given in Ref. [114]). In this computation, we have used the most recent data for nuclear reaction rates [115–119].

In Fig. D.1, as a reference, we plotted allowed regions in the $\eta - \xi_{\nu_e}$ plane at the 68% and the 95% C.L, respectively. Here we set $\Delta N_\nu = 0$. We have adopted the following observational light element abundances, $Y_p = 0.2534 \pm 0.0083$ (68%) [120] and $D/H = n_D/n_H = (2.535 \pm 0.050) \times 10^{-5}$ (68%) [121].

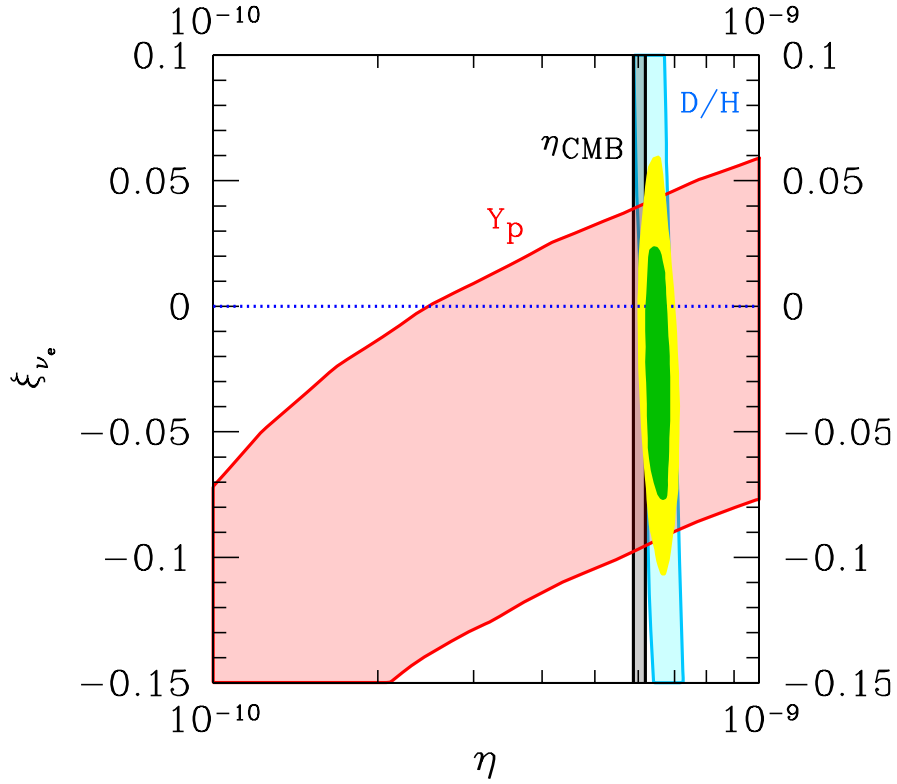


Figure D.1: Regions allowed by the BBN alone in the $\eta - \xi_{\nu_e}$ plane. The 68% and the 95% C.L. contours are plotted, respectively. Here, we set $\Delta N_\nu = 0$. The vertical band represents the baryon to photon ratio reported by Planck $\eta = (6.04 \pm 0.15) \times 10^{-10}$ at 95% C.L.. The line of each light element corresponds to the individual constraint at 95% C.L..

Bibliography

- [1] B. Aharmim *et al.* [SNO Collaboration], Phys. Rev. Lett. **101**, 111301 (2008).
- [2] P. Adamson *et al.* [MINOS Collaboration], Phys. Rev. Lett. **101**, 131802 (2008) [arXiv:0806.2237 [hep-ex]].
- [3] T. Thummler [KATRIN Collaboration], Phys. Part. Nucl. **42**, 590 (2011); M. Beck [KATRIN Collaboration], J. Phys. Conf. Ser. **203**, 012097 (2010) [arXiv:0910.4862 [nucl-ex]].
- [4] J. J. Gomez-Cadenas, J. Martin-Albo, M. Sorel, P. Ferrario, F. Monrabal, J. Munoz-Vidal, P. Novella and A. Poves, JCAP **1106**, 007 (2011) [arXiv:1010.5112 [hep-ex]].
- [5] INO, India Based Neutrino Observatory, URL <http://www.ino.tifr.res.in/ino/>
- [6] M. Blennow and T. Schwetz, arXiv:1203.3388 [hep-ph].
- [7] E. K. Akhmedov, S. Razzaque and A. Y. Smirnov, arXiv:1205.7071 [hep-ph].
- [8] D. S. Ayres *et al.* [NOvA Collaboration], hep-ex/0503053.
- [9] M. Ishitsuka, T. Kajita, H. Minakata and H. Nunokawa, Phys. Rev. D **72**, 033003 (2005) [hep-ph/0504026].
- [10] K. Hagiwara, N. Okamura and K. -i. Senda, Phys. Lett. B **637**, 266 (2006) [Erratum-*ibid.* B **641**, 491 (2006)] [hep-ph/0504061].
- [11] A. Badertscher, T. Hasegawa, T. Kobayashi, A. Marchionni, A. Mereaglia, T. Maruyama, K. Nishikawa and A. Rubbia, arXiv:0804.2111 [hep-ph].
- [12] S. K. Agarwalla and P. Hernandez, arXiv:1204.4217 [hep-ph].
- [13] E. Komatsu *et al.* [WMAP Collaboration], Astrophys. J. Suppl. **180**, 330 (2009) [arXiv:0803.0547 [astro-ph]].
- [14] B. A. Reid, W. J. Percival, D. J. Eisenstein, L. Verde, D. N. Spergel, R. A. Skibba, N. A. Bahcall and T. Budavari *et al.*, Mon. Not. Roy. Astron. Soc. **404**, 60 (2010) [arXiv:0907.1659 [astro-ph.CO]].

- [15] B. A. Reid, L. Verde, R. Jimenez and O. Mena, *JCAP* **1001**, 003 (2010) [arXiv:0910.0008 [astro-ph.CO]].
- [16] J. Hamann, S. Hannestad, J. Lesgourgues, C. Rampf and Y. Y. Y. Wong, *JCAP* **1007**, 022 (2010) [arXiv:1003.3999 [astro-ph.CO]].
- [17] E. Komatsu *et al.* [WMAP Collaboration], *Astrophys. J. Suppl.* **192**, 18 (2011) [arXiv:1001.4538 [astro-ph.CO]].
- [18] S. Hannestad, A. Mirizzi, G. G. Raffelt and Y. Y. Y. Wong, *JCAP* **1008**, 001 (2010).
- [19] S. Saito, M. Takada and A. Taruya, *Phys. Rev. D* **83**, 043529 (2011).
- [20] P. Crotty, J. Lesgourgues and S. Pastor, *Phys. Rev. D* **69**, 123007 (2004) [hep-ph/0402049].
- [21] U. Seljak, A. Slosar and P. McDonald, *JCAP* **0610**, 014 (2006) [astro-ph/0604335].
- [22] M. Fukugita, K. Ichikawa, M. Kawasaki and O. Lahav, *Phys. Rev. D* **74**, 027302 (2006).
- [23] U. Seljak *et al.* [SDSS Collaboration], *Phys. Rev. D* **71**, 103515 (2005) [astro-ph/0407372].
- [24] A. Goobar, S. Hannestad, E. Mortsell and H. Tu, *JCAP* **0606**, 019 (2006) [astro-ph/0602155].
- [25] K. Ichiki, M. Takada and T. Takahashi, *Phys. Rev. D* **79**, 023520 (2009).
- [26] S. A. Thomas, F. B. Abdalla and O. Lahav, *Phys. Rev. Lett.* **105**, 031301 (2010) [arXiv:0911.5291 [astro-ph.CO]].
- [27] S. Riemer-Sorensen, C. Blake, D. Parkinson, T. M. Davis, S. Brough, M. Colless, C. Contreras and W. Couch *et al.*, *Phys. Rev. D* **85**, 081101 (2012) [arXiv:1112.4940 [astro-ph.CO]].
- [28] O. Elgaroy and O. Lahav, *JCAP* **0304**, 004 (2003) [astro-ph/0303089].
- [29] K. Ichikawa, M. Fukugita and M. Kawasaki, *Phys. Rev. D* **71**, 043001 (2005).
- [30] P. A. R. Ade *et al.* [Planck Collaboration], arXiv:1303.5076 [astro-ph.CO].
- [31] E. Pierpaoli, *Mon. Not. Roy. Astron. Soc.* **342**, L63 (2003) [astro-ph/0302465].
- [32] P. Crotty, J. Lesgourgues and S. Pastor, *Phys. Rev. D* **67**, 123005 (2003) [astro-ph/0302337].

- [33] J. Lesgourgues, L. Perotto, S. Pastor and M. Piat, Phys. Rev. D **73**, 045021 (2006) [astro-ph/0511735].
- [34] R. de Putter, O. Zahn and E. V. Linder, Phys. Rev. D **79**, 065033 (2009).
- [35] K. N. Abazajian *et al.* [Topical Conveners: K.N. Abazajian, J.E. Carlstrom, A.T. Lee Collaboration], Astropart. Phys. **63**, 66 (2015) [arXiv:1309.5383 [astro-ph.CO]].
- [36] W. L. K. Wu, J. Errard, C. Dvorkin, C. L. Kuo, A. T. Lee, P. McDonald, A. Slosar and O. Zahn, Astrophys. J. **788**, 138 (2014) [arXiv:1402.4108 [astro-ph.CO]].
- [37] M. McQuinn, O. Zahn, M. Zaldarriaga, L. Hernquist and S. R. Furlanetto, Astrophys. J. **653**, 815 (2006) [arXiv:astro-ph/0512263].
- [38] A. Loeb and S. Wyithe, Phys. Rev. Lett. **100**, 161301 (2008).
- [39] J. R. Pritchard and E. Pierpaoli, Phys. Rev. D **78**, 065009 (2008).
- [40] J. R. Pritchard and E. Pierpaoli, Nucl. Phys. Proc. Suppl. **188**, 31 (2009).
- [41] K. N. Abazajian, E. Calabrese, A. Cooray, F. De Bernardis, S. Dodelson, A. Friedland, G. M. Fuller and S. Hannestad *et al.*, Astropart. Phys. **35**, 177 (2011) [arXiv:1103.5083 [astro-ph.CO]].
- [42] Y. Oyama, A. Shimizu and K. Kohri, Phys. Lett. B **718**, 1186 (2013) [arXiv:1205.5223 [astro-ph.CO]].
- [43] K. Kohri, M. Kawasaki and K. Sato, Astrophys. J. **490**, 72 (1997) [astro-ph/9612237].
- [44] K. Sato, K. Kohri and M. Kawasaki, RESCEU-59-98.
- [45] L. A. Popa and A. Vasile, JCAP **0806**, 028 (2008) [arXiv:0804.2971 [astro-ph]].
- [46] M. Shiraishi, K. Ichikawa, K. Ichiki, N. Sugiyama and M. Yamaguchi, JCAP **0907**, 005 (2009) [arXiv:0904.4396 [astro-ph.CO]].
- [47] A. Caramete and L. A. Popa, arXiv:1311.3856 [astro-ph.CO].
- [48] A. Casas, W. Y. Cheng and G. Gelmini, Nucl. Phys. B **538**, 297 (1999) [hep-ph/9709289].
- [49] J. March-Russell, H. Murayama and A. Riotto, JHEP **9911**, 015 (1999) [hep-ph/9908396].
- [50] J. McDonald, Phys. Rev. Lett. **84**, 4798 (2000) [hep-ph/9908300].
- [51] M. Kawasaki, F. Takahashi and M. Yamaguchi, Phys. Rev. D **66**, 043516 (2002) [hep-ph/0205101].

- [52] F. Takahashi and M. Yamaguchi, Phys. Rev. D **69**, 083506 (2004) [hep-ph/0308173].
- [53] D. J. Schwarz and M. Stuke, JCAP **0911**, 025 (2009) [Erratum-ibid. **1010**, E01 (2010)] [arXiv:0906.3434 [hep-ph]].
- [54] V. B. Semikoz, D. D. Sokoloff and J. W. F. Valle, Phys. Rev. D **80**, 083510 (2009) [arXiv:0905.3365 [hep-ph]].
- [55] C. Gordon and K. A. Malik, Phys. Rev. D **69**, 063508 (2004) [astro-ph/0311102].
- [56] D. H. Lyth, C. Ungarelli and D. Wands, Phys. Rev. D **67**, 023503 (2003) [astro-ph/0208055].
- [57] E. Di Valentino, M. Lattanzi, G. Mangano, A. Melchiorri and P. Serpico, Phys. Rev. D **85**, 043511 (2012) [arXiv:1111.3810 [astro-ph.CO]].
- [58] <http://www.skatelescope.org/>
- [59] M. Tegmark and M. Zaldarriaga, Phys. Rev. D **79**, 083530 (2009) [arXiv:0805.4414 [astro-ph]].
- [60] M. Tegmark and M. Zaldarriaga, Phys. Rev. D **82**, 103501 (2010) [arXiv:0909.0001 [astro-ph.CO]].
- [61] S. Furlanetto, S. P. Oh and F. Briggs, Phys. Rept. **433**, 181 (2006) [astro-ph/0608032].
- [62] J. R. Pritchard and A. Loeb, arXiv:1109.6012 [astro-ph.CO].
- [63] S. Arashiba, Constraints on cosmological parameters by 21 cm line (21 cm sen wo mochiita uchuuron teki parameter no seigen), master thesis, University of Tokyo, (2009).
- [64] G. B. Rybicki, A. P. Lightman, Radiative Processes in Astrophysics, Wiley-VCH.
- [65] N. Nakai, M. Tsuboi, Y. Hukui, Observaion of the Universe 2 - Radio Astronomy (Uchu no Kansoku 2 Dennpa tenmon gaku), Nippon Hyoron Sha.
- [66] A. Lewis and A. Challinor, Phys. Rev. D **76**, 083005 (2007) [astro-ph/0702600 [ASTRO-PH]].
- [67] S. A. Wouthuysen, Astron. J. **57**, 31 (1952).
- [68] G. B. Field, Proc. IRE. **46**, 240 (1958).
- [69] A. Fialkov and A. Loeb, JCAP **1311**, 066 (2013) [arXiv:1311.4574 [astro-ph.CO]].
- [70] S. Jester and H. Falcke, New Astron. Rev. **53**, 1 (2009) [arXiv:0902.0493 [astro-ph.CO]].

- [71] S. Furlanetto, *Mon. Not. Roy. Astron. Soc.* **371**, 867 (2006) [astro-ph/0604040].
- [72] Y. Mao, M. Tegmark, M. McQuinn, M. Zaldarriaga and O. Zahn, *Phys. Rev. D* **78**, 023529 (2008) [arXiv:0802.1710 [astro-ph]].
- [73] M. McQuinn, A. Lidz, O. Zahn, S. Dutta, L. Hernquist and M. Zaldarriaga, *Mon. Not. Roy. Astron. Soc.* **377**, 1043 (2007) [astro-ph/0610094].
- [74] M. McQuinn, L. Hernquist, M. Zaldarriaga and S. Dutta, *Mon. Not. Roy. Astron. Soc.* **381**, 75 (2007) [arXiv:0704.2239 [astro-ph]].
- [75] J. Lesgourgues and S. Pastor, *Phys. Rept.* **429**, 307 (2006) [arXiv:astro-ph/0603494].
- [76] Y. Y. Y. Wong, *Ann. Rev. Nucl. Part. Sci.* **61**, 69 (2011) [arXiv:1111.1436 [astro-ph.CO]].
- [77] S. Weinberg, *Cosmology*, Oxford University Press.
- [78] A. Strumia and F. Vissani, hep-ph/0606054.
- [79] S. Bharadwaj and S. S. Ali, *Mon. Not. Roy. Astron. Soc.* **352**, 142 (2004) [astro-ph/0401206].
- [80] J. Lesgourgues, S. Pastor and L. Perotto, *Phys. Rev. D* **70**, 045016 (2004) [hep-ph/0403296].
- [81] M. Takada, E. Komatsu and T. Futamase, *Phys. Rev. D* **73**, 083520 (2006) [astro-ph/0512374].
- [82] A. Slosar, *Phys. Rev. D* **73**, 123501 (2006) [astro-ph/0602133].
- [83] F. De Bernardis, T. D. Kitching, A. Heavens and A. Melchiorri, *Phys. Rev. D* **80**, 123509 (2009) [arXiv:0907.1917 [astro-ph.CO]].
- [84] R. Jimenez, T. Kitching, C. Pena-Garay and L. Verde, *JCAP* **1005**, 035 (2010) [arXiv:1003.5918 [astro-ph.CO]].
- [85] K. Kohri, Y. Oyama, T. Sekiguchi and T. Takahashi, *JCAP* **1409**, 014 (2014) [arXiv:1404.4847 [astro-ph.CO]].
- [86] C. -P. Ma and E. Bertschinger, *Astrophys. J.* **455**, 7 (1995) [astro-ph/9506072].
- [87] J. Lesgourgues and S. Pastor, *Phys. Rev. D* **60**, 103521 (1999) [hep-ph/9904411].
- [88] A. Lewis, A. Challinor and A. Lasenby, *Astrophys. J.* **538**, 473 (2000) [astro-ph/9911177].
- [89] <http://camb.info/>

- [90] Rohlfs, K. and Wilson, T. L. 2004, Tools of Radio Astronomy(Berlin:Springer)
- [91] M. Tegmark, A. Taylor and A. Heavens, *Astrophys. J.* **480**, 22 (1997) [astro-ph/9603021].
- [92] M. F. Morales, *Astrophys. J.* **619**, 678 (2005) [astro-ph/0406662].
- [93] A. Lidz, O. Zahn, M. McQuinn, M. Zaldarriaga and L. Hernquist, *Astrophys. J.* **680**, 962 (2008) [arXiv:0711.4373 [astro-ph]].
- [94] E. Chapman, F. B. Abdalla, G. Harker, V. Jelic, P. Labropoulos, S. Zaroubi, M. A. Brentjens and A. G. de Bruyn *et al.*, arXiv:1201.2190 [astro-ph.CO].
- [95] <http://www.lofar.org/>
- [96] K. Kohri, Y. Oyama, T. Sekiguchi and T. Takahashi, *JCAP* **1310**, 065 (2013) [arXiv:1303.1688 [astro-ph.CO]].
- [97] G. Mellema, L. V. E. Koopmans, F. A. Abdalla, G. Bernardi, B. Ciardi, S. Daiboo, A. G. de Bruyn and K. K. Datta *et al.*, *Exper. Astron.* **36**, 235 (2013) [arXiv:1210.0197 [astro-ph.CO]].
- [98] T. Okamoto and W. Hu, *Phys. Rev. D* **67**, 083002 (2003)[astro-ph/0301031].
- [99] <http://lpsc.in2p3.fr/perotto/>
- [100] D. Baumann *et al.* [CMBPol Study Team Collaboration], *AIP Conf. Proc.* **1141**, 10 (2009) [arXiv:0811.3919 [astro-ph]].
- [101] L. Verde, H. Peiris and R. Jimenez, *JCAP* **0601**, 019 (2006) [astro-ph/0506036].
- [102] L. Page *et al.* [WMAP Collaboration], *Astrophys. J. Suppl.* **170**, 335 (2007) [astro-ph/0603450].
- [103] E. M. Leitch, J. M. Kovac, N. W. Halverson, J. E. Carlstrom, C. Pryke and M. W. E. Smith, *Astrophys. J.* **624**, 10 (2005) [astro-ph/0409357].
- [104] D. P. Finkbeiner, M. Davis and D. J. Schlegel, *Astrophys. J.* **524**, 867 (1999) [astro-ph/9905128].
- [105] J. Tauber *et al.* [Planck Collaboration], astro-ph/0604069.
- [106] A. Albrecht, G. Bernstein, R. Cahn, W. L. Freedman, J. Hewitt, W. Hu, J. Huth and M. Kamionkowski *et al.*, astro-ph/0609591.
- [107] C. Blake, D. Parkinson, B. Bassett, K. Glazebrook, M. Kunz and R. C. Nichol, *Mon. Not. Roy. Astron. Soc.* **365**, 255 (2006) [astro-ph/0510239].

- [108] A. Font-Ribera, P. McDonald, N. Mostek, B. A. Reid, H. J. Seo and A. Slosar, JCAP **1405**, 023 (2014) [arXiv:1308.4164 [astro-ph.CO]].
- [109] <http://desi.lbl.gov/>
- [110] A. D. Dolgov, S. H. Hansen, S. Pastor, S. T. Petcov, G. G. Raffelt and D. V. Semikoz, Nucl. Phys. B **632**, 363 (2002) [hep-ph/0201287].
- [111] G. Steigman, Adv. High Energy Phys. **2012**, 268321 (2012) [arXiv:1208.0032 [hep-ph]].
- [112] A. Lewis and S. Bridle, Phys. Rev. D **66**, 103511 (2002) [astro-ph/0205436].
- [113] K. Igi, H. Kawai, Quantum mechanics II (Ryoushi rikigaku II), Koudan sha
- [114] G. Steigman, Ann. Rev. Nucl. Part. Sci. **57**, 463 (2007) [arXiv:0712.1100 [astro-ph]].
- [115] M. S. Smith, L. H. Kawano and R. A. Malaney, Astrophys. J. Suppl. **85**, 219 (1993).
- [116] C. Angulo *et al.*, Nucl. Phys. A **656**, 3 (1999).
- [117] R. H. Cyburt, B. D. Fields and K. A. Olive, New Astron. **6**, 215 (2001); R. H. Cyburt, Phys. Rev. D **70**, 023505 (2004).
- [118] P. D. Serpico, S. Esposito, F. Iocco, G. Mangano, G. Miele and O. Pisanti, JCAP **0412**, 010 (2004).
- [119] R. H. Cyburt and B. Davids, arXiv:0809.3240 [nucl-ex].
- [120] E. Aver, K. A. Olive and E. D. Skillman, JCAP **1204**, 004 (2012) [arXiv:1112.3713 [astro-ph.CO]].
- [121] M. Pettini and R. Cooke, Mon. Not. Roy. Astron. Soc. **425**, 2477 (2012) [arXiv:1205.3785 [astro-ph.CO]].