

The radial gradient of cosmic ray intensity in the Galaxy

*A.D. Erlykin ^{1,2}, A.W. Wolfendale ² and V.A.Dogiel ^{1,3}

(1) P N Lebedev Physical Institute, Moscow 119991, Russia.

(2) Physics Department, Durham University, Durham, DH1 3LE, UK

(3) Moscow Institute of Physics and Technology,
141700 Moscow Region, Dolgoprudnii, Russia

March 6, 2022

1

Abstract

The dependence of the cosmic ray intensity on Galactocentric distance is known to be much less rapid than that of the thought-to-be sources: supernova remnants. This is an old problem ('the radial gradient problem') which has led to a number of possible 'scenarios'. Here, we use recent data on the supernova remnant's radial distribution and correlate it with the measured HII electron temperature (T). We examined two models of cosmic ray injection and acceleration and in both of them the injection efficiency increases with increasing ambient temperature T . The increase is expected to vary as a high power of T in view of the strong temperature-dependence of the tail of the Maxwell-Boltzmann distribution of particle energies. Writing the efficiency as proportional to T^n we find $n \approx 8.4$. There is thus, yet another possible explanation of the radial gradient problem.

Keywords: cosmic rays, radial gradient, ambient temperature

1 Introduction

The manner in which cosmic ray (CR) particles are accelerated in the Galaxy and how they propagate is still the subject of argument although it is generally agreed that up to a few PeV or so supernova remnants (SNR) play an important role, as does the diffusion in the interstellar medium (ISM) [23]. However, there are a few problems of detail among which one is the following:

¹*Corresponding author: tel +74991358737
E-mail address: erlykin@sci.lebedev.ru

why, when the surface density of SNR in the Galaxy falls so rapidly with Galactocentric radius, R , for $R > 3\text{kpc}$ [2, 3], does the CR intensity fall so slowly [4, 5] ?

In the recent past we have examined this question in some detail [6], but here we study the problem again in the light of superior data on the radial gradient of SNR and the appreciation that in some models of particle injection into SN shocks the temperature of the ambient ISM has relevance [7, 8].

2 The input data for the analysis

2.1 The radial gradient of SNR

The determination of the radial gradient is a matter of some difficulty on account of obscuration by dust and attenuation of the radio signals, by which distances are measured. Two, rather extreme, estimates have been made, by [2] and [3]. The first [2] peaks at $R \sim 4\text{kpc}$ and drops to 40% of its peak value by $\sim 10\text{kpc}$ whereas the second [3] peaks at $R \sim 3\text{kpc}$ and falls to 15% by 10kpc . Insofar as the analysis in [3] is later and, [6] points to shortcomings in the analysis of [2] we adopt the results from [3]. A representative surface density of SNR from [3] is given in Figure 1, denoted SNR.

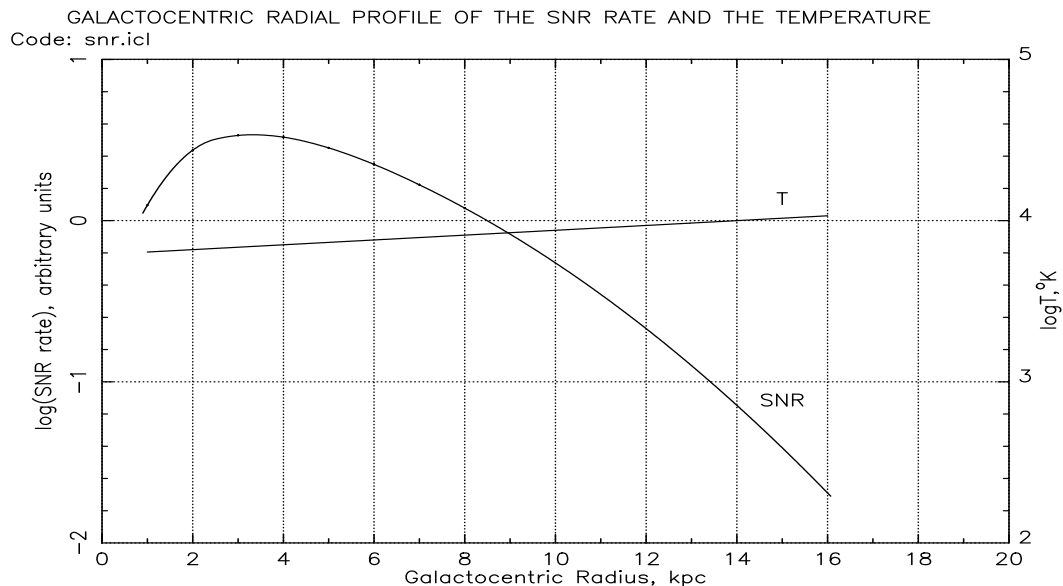


Figure 1: Surface density of SNR vs. Galactocentric radius, R , [from [3], Figure 4] (arbitrary scale of ordinate) and electron temperature, T vs R [from [9], Figure 5]

2.2 The radial distribution of CR

The analysis of the gamma-ray emissivity in the Galactic Disk derived from the COS-B data by [10] and [11] showed a flatter distribution of CRs than that of their presumed sources (SNR) as derived even from [2]. Later work by [12, 13, 14, 15] as well as the

emissivity from the Fermi-LAT [16, 17] came to the same conclusion (see also for a review of the history of the 'radial gradient' of the CR intensity [18]). Here we use an amalgam and present the result in Figure 2. It can be remarked that the problem of

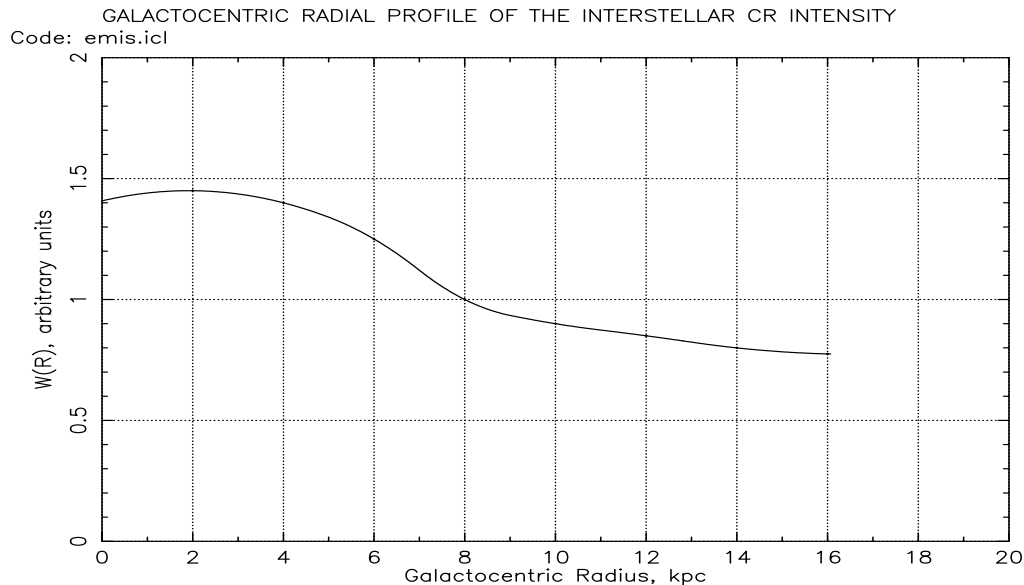


Figure 2: Radial distribution of the CR intensity derived from gamma ray astronomy. See text for details.

the difference between the radial gradient (i.e. the dependence of CR density on the Galactocentric radius R) of CR and sources is a live one. It seemed that a natural explanation would be an effective spatial mixing of CRs due to the diffusion which produces a more or less uniform distribution of CRs in different parts of the Galactic Disk if it is surrounded by a giant halo. However, numerical calculations of [18, 12] for the free escape boundaries have shown, that even in the most favorable case of an extended halo, the diffusion model is unable to remove the signature of the source distribution even for the relatively smooth SNR distribution of [2]. The problem is even more aggravated for the sharper SNR distribution of [3]. One of the explanations was suggested by [19] who assumed that CRs leave the disk faster from the regions of a higher concentration of SNRs and that smoothes the CR distribution in the Disk in comparison with that of SNRs. Here, we suggest an alternative explanation of this effect.

2.3 The radial distribution of HII electron temperature

It is well known that there is a radial increase of the measured electron temperature in HII regions with the mean temperature from about 6600°K at $R = 2kpc$ to about 10000°K at $R = 14kpc$ ([?] and Figure 1). This fact arises from the 'Galactic Metallicity Gradient' - the fall in metallicity (e.g. Fe/H) with increasing R due to the reduced surface density of SNR there (e.g. Figure 1). The 'metals' act as cooling agents.

The data on the mean temperature comes from measurements on HII regions and the resulting 'warm gas' occupies on average some 30% of the available volume [20]. However, SN are frequently to be found in regions of OB-associations - and nearby HII 'objects' - so that most SNR will accelerate background electrons (and protons) having 'high' temperatures. In what follows we assume that the CR all come from SN exploding in regions where the temperature is similar to that in the HII-temperature regions or, at least, the similarity is not radially dependent.

3 The relevance of rising temperature of ISM to the radial distribution of CR intensity

3.1 General consideration

The relevance of rising temperature of the ISM with increasing Galactocentric radius is that, as mentioned in §1, in some CR acceleration models, two of which we examine below, the temperature of the ions in the ambient ISM is related to the injection efficiency for the ions to take part in the acceleration process. The argument is that the particles in the high energy tail of the Maxwell-Boltzmann distribution above some 'high' threshold energy ε_{thr} have a number which rises rapidly with temperature when the mean energy $\langle \varepsilon \rangle$ is much less than ε_{thr} . Figure 3 illustrates the situation.

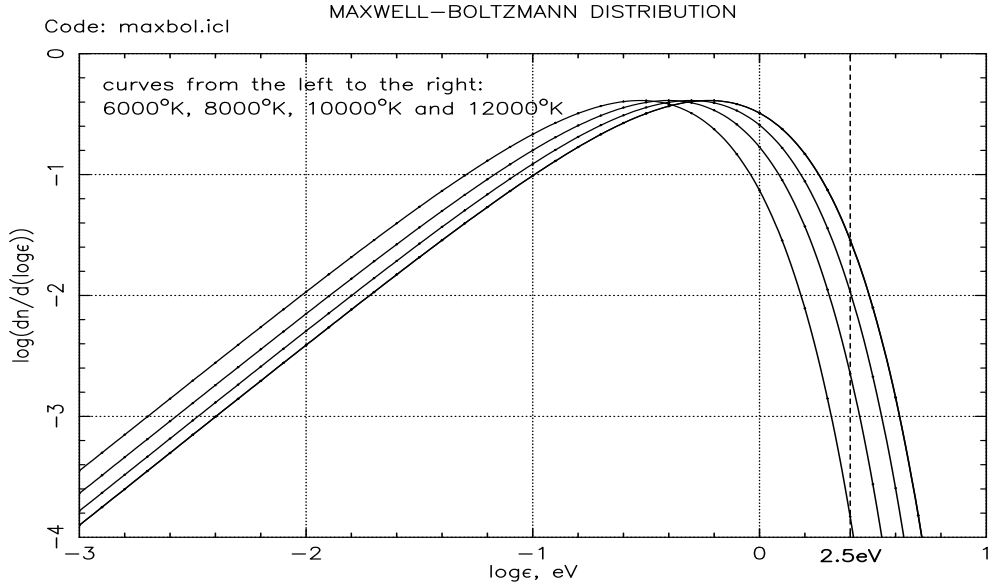


Figure 3: Maxwell-Boltzmann distribution for atomic particles

The inferred CR intensity is proportional to the product of the surface density of SNR, $\sigma_{SNR}(R)$, and the efficiency factor $\Delta(R)$, where we assume that Δ is a function of the electron temperature and is the fraction of the ionized gas having sufficiently high

energy to enter the SNR shock, i.e. the fraction with energy greater than ε_{thr} . The problem is to find the necessary values of ε_{thr} and Δ .

In Figure 4 we give f versus T for various values of ε_{thr} . Indicated above the abscissa are the limiting values of R : 2 and 14kpc to which the analysis refers (the data are too sparse beyond 14kpc and there are complications within 2kpc due to black hole effects).

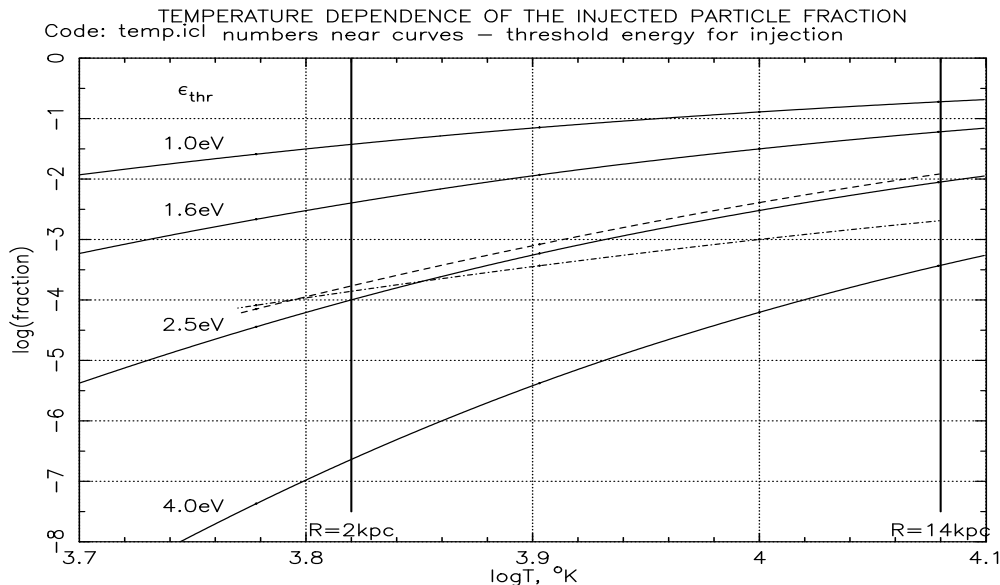


Figure 4: Temperature dependence of the injected particle fraction. ε_{thr} is the threshold energy for injection. The temperatures at $R = 2kpc$ and $14kpc$ from [?] are indicated. Fractions of particles injected from the background plasma and accelerated by the process of the stochastic Fermi acceleration or by the SNR shocks are shown by dash-dotted and dashed lines respectively (see sections 3.2 and 3.3 below).

Examining Figures 1 and 2 we see that an increase in efficiency of about a factor 30 is needed between $R = 2$ and $R = 14kpc$. Figure 5 shows the ratio of Δ vs. ε_{thr} for $R = 14kpc$ and $2kpc$; it shows that a factor of 30 results from $\varepsilon_{thr} = 2.5eV$. The corresponding Δ -values are 10^{-4} and $10^{-2.5}$, and, writing $f \propto T^n$, we have $n \sim 8.4$. It means that the fraction of interstellar plasma injected into the acceleration process can rise rapidly with the rising temperature.

We have applied this idea to the known mechanisms of CR production in the Galaxy: the stochastic Fermi acceleration and acceleration by SNR shocks.

3.2 The process of stochastic CR acceleration from a background plasma

The equilibrium Maxwellian momentum spectrum f_M of a background plasma is formed by Coulomb collisions. The equation for the distribution function, f_M , of background

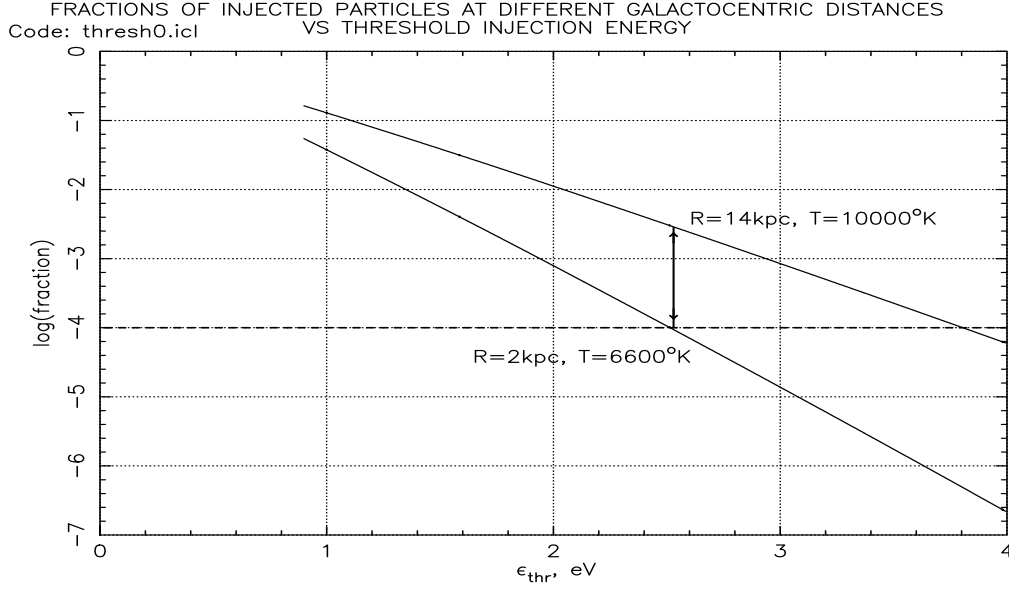


Figure 5: Fractions of injected particles at $R = 2 \text{ kpc}$ and 14 kpc vs. the threshold injection energy ϵ_{thr} . The value of ϵ_{thr} where the ratio of the fractions for $R = 14$ and 2 kpc is equal to 30, necessary to make the CR radial distribution nearly flat, is indicated by the vertical double-arrow line.

plasma with temperature T has a simple form (see [21])

$$\frac{1}{p^2} \frac{d}{dp} p^2 \left[\left(\frac{dp}{dt} \right)_C f_M + D_C \frac{df_M}{dp} \right] = 0 \quad (1)$$

where p is the particle momentum, $(dp/dt)_C$ is the rate of Coulomb losses, $D_C = (dp/dt)_C m k T / p$ is the coefficient of spatial diffusion due to Coulomb collisions, m is the mass of the accelerated particles and k is the Boltzmann constant. The equilibrium Maxwellian distribution follows, as

$$f_M(p) = \sqrt{\frac{2}{\pi}} n_0 \exp \left(-\frac{p^2}{2mkT} \right) = \sqrt{\frac{2}{\pi}} n_0 \exp \left(-\frac{E}{kT} \right) \quad (2)$$

where n_0 is the density of background plasma and E is the particle energy.

If background particles are under the influence of any acceleration, e.g the Fermi stochastic acceleration, $(dE/dt)_{ac} = \alpha_0 E$, (see [22]), then the energy variations of particles in the range $E > kT$ are described by the equation

$$\frac{dE}{dt} = \left(\frac{dE}{dt} \right)_{ac} - \left(\frac{dE}{dt} \right)_C \quad (3)$$

where $(dE/dt)_C$ is the rate of ionization losses of a ion with the charge Z and the atomic number A in a gas with the temperature T and the density n , which has the form (see e.g. [23])

$$\left(\frac{dE}{dt} \right)_C = \frac{4\pi Z^2 n_0 e^4 (A m_p)^{1/2} \Lambda}{(kT)^{3/2} m_e} E \left(\frac{E}{kT} \right)^{-3/2} = Z^2 A^{1/2} \nu_0 E \left(\frac{E}{kT} \right)^{-3/2} \quad (4)$$

where Λ is the Coulomb logarithm, Am_p is the mass of the accelerated particles, m_e and m_p are the rest masses of electrons and protons, and

$$\nu_0 = \frac{4\pi n_0 e^4 m_p^{1/2} \Lambda}{(kT)^{3/2} m_e} \quad (5)$$

is the frequency of Coulomb collisions of thermal particles.

For a proton ($Z = 1$, $A = 1$) Eq. 3 has the form

$$\frac{dE}{dt} = \alpha_0 E - \nu_0 E \left(\frac{E}{kT} \right)^{-3/2} \quad (6)$$

From Eq.(6) the threshold energy, ε_{thr} can be derived as

$$\varepsilon_{thr}(n_0, \alpha_0) \simeq kT \left(\frac{\nu_0}{\alpha_0} \right)^{2/3} \quad (7)$$

which defines the energy range of accelerated particles with $E > \varepsilon_{thr}$.

We notice that the injection energy for a nucleus with mass Am_p , and the charge Ze has the form

$$\varepsilon_{thr}(Z, A) \simeq Z^{4/3} A^{1/3} kT \left(\frac{\nu_0}{\alpha_0} \right)^{2/3} \quad (8)$$

As a result, the chemical composition of the accelerated particles differs from that of the background plasma (see [24]).

The stochastic acceleration forms a power-law spectrum of nonthermal particles

$$f_{nth} = K p^{-\gamma} \quad (9)$$

and the naive assumption is that the tail of nonthermal particles joins directly to the Maxwellian distribution. The constant K in this case is

$$K = \sqrt{\frac{2}{\pi}} n_0 \exp \left(-\frac{\varepsilon_{thr}}{kT} \right) \quad (10)$$

and γ is the power-law exponent of the spectrum.

However, as [25] showed, this equation strongly underestimates the number of accelerated particles (see also [26]). The point is that under the influence of acceleration a flux of particles, running-away into the acceleration region, is formed and as a result the particle distribution is nonequilibrium and time variable. Because of the running-away flux, the equation for the stochastic Fermi acceleration is nonstationary:

$$\frac{\partial f}{\partial t} - \frac{1}{p^2} \frac{d}{dp} p^2 \left[\left(\frac{dp}{dt} \right)_C f + (D_C + D_F) \frac{df}{dp} \right] = 0 \quad (11)$$

For the case of weak acceleration, when $\alpha_0 \ll \nu_0$, the ionization losses have a simple form $(dp/dt)_C \propto 1/p^2$ and this equation can be solved analytically. This acceleration forms also a power-law spectrum but with the coefficient K being different from that

in Eq. (10). For the momentum diffusion e.g. $D_F(p)$, the distribution function of accelerated particles is

$$f(p, t) \sim \sqrt{\frac{2}{\pi}} n_0(t) \exp \left(- \int_{p/\sqrt{mkT}}^{\infty} \frac{u du}{1 + u^3 D_F(u)/\nu_0} \right) \quad (12)$$

where $n_0(t)$ describes slow temporal variations of the density of background particles due to the effect of runaway flux.

In [25] the stochastic acceleration was taken as a power-law, $D_F(p) = \alpha_0(p/\sqrt{mkT})^\varsigma$. For the Fermi acceleration $D_F(p) = \alpha_0(p/\sqrt{mkT})^2$, where α_0 is the frequency of acceleration. In Fig.4 (dash-dotted line) we present the fraction of accelerated particles as a function of the background temperature T for the case of stochastic Fermi acceleration with $\varsigma = 2$. In order to reproduce the fraction of accelerated particles $n_{nth}/n_0 \simeq 10^{-4}$ at $T = 6600$ K we take the characteristic acceleration frequency $\alpha_0 = 6 \times 10^{-4} \text{ s}^{-1}$. Here, and below $n_0 = 10^2 \text{ cm}^{-3}$.

As [25] concluded, the fraction of particles accelerated from a background plasma is higher than follows from Eq. (10). The reason is that the acceleration generates not only the tail of nonthermal particles but modifies also the component of the spectrum which is formed by Coulomb collisions (the Maxwellian component). As a result, an extended transfer region is formed between the thermal and nonthermal parts of the spectrum.

We notice, however, that this conclusion was derived in the framework of the equation when variations of the temperature T are neglected, $T = \text{const}$. However, as [27, 28] showed this effect is not negligible. The point is that the energy supplied by sources of stochastic acceleration was quickly absorbed by the thermal plasma because of the ionization/Coulomb energy losses of accelerated particles. As a result, this acceleration is accompanied mainly by background plasma overheating instead of acceleration.

This conclusion was later revised by [29] for the case when the effect of acceleration has a cutoff at a low energy of the particles,

$$D_F(p) = \alpha_0(p/\sqrt{mkT})^\varsigma \theta(p - p_0) \quad (13)$$

where $\theta(x)$ is the Heaviside function. This cutoff can be due to the absorption of MHD-waves by low energy CRs (see, in this respect, Appendix A in [30]).

In these conditions two competing effects arise: one of them is the plasma overheating which prevents the acceleration; the other is a flux of particles from the thermal pool which cools down the plasma. As [29] showed, for the case when $\varepsilon_{thr} < \varepsilon_0 = p_0^2/2m$, acceleration is more effective than the effect of plasma overheating, and the acceleration forms a prominent non-thermal tail. It is interesting to notice that in this case an extended transfer region between the thermal distribution and the tail of accelerated particle (as in [25]) is not formed, and the power-law spectrum joins directly with the Maxwellian distribution at the energy ε_0 , that is identical to the estimations shown in Fig.3, where the vertical dashed line marks the position of ε_0 .

Estimates of ε_0 is beyond the scope of our analysis. Its value is determined by e.g. spectral characteristics of MGD waves, namely by processes of their excitation and

absorption which are not targets of our analysis. For the effective acceleration we need the condition $\varepsilon_0 > \varepsilon_{thr}$ and we ad hoc assume them.

3.3 The process of CR acceleration by SNR shocks

The idea of particle acceleration by SNR shocks has been suggested by Krymskii [31], Bell [32] and many others. This idea is now confirmed by recent Fermi-LAT observations (see e.g. [33]). The Fermi-LAT collaboration suggested also that a fraction of CRs is accelerated in OB association and their superbubbles [34, 35]. The medium inside superbubbles is filled by shock fronts generated by SN explosions and supersonic winds. In this conditions particles are accelerated by interaction with the supersonic turbulence [36] This mechanism is similar to the classical Fermi acceleration by magnetic fluctuations/turbulence [22].

In the case of CR production by SNRs (that is the goal of this paper), particles are accelerated by SNR shocks. In the reference frame of a shock, the process is described by the equation (see [31])

$$\frac{\partial}{\partial x} \left(u(x)f - D \frac{\partial f}{\partial x} \right) = -\frac{\nabla \mathbf{u}}{3} \frac{1}{p^2} \frac{\partial}{\partial p} (p^2 f) \quad (14)$$

where the coordinate x is perpendicular to the shock front, D is the coefficient of particle spatial diffusion, u is the particle fluid velocity and the velocity jump at the shock ($x = 0$) is $u_-/u_+ = 4$ for strong shocks with the Mach number $M \gg 1$. The characteristic time of acceleration in this case is D/u^2 , and the spectrum of accelerated particles is power-law, $f \propto p^{-4}$, or for the energy spectrum $N(E) = p^2 f(p) dp/dE \propto E^{-2}$. From Eq. (7) we can estimate the value of ε_{thr} when $\alpha_0 = u^2/D$. In order to obtain $n_{nth}/n_0 \sim 10^{-4}$ for $T = 6600$ K we take $u = 2 \times 10^8$ cm s $^{-1}$ and the spatial diffusion coefficient near the shock is $D \simeq 3 \times 10^{24}$ cm 2 s $^{-1}$.

For the case of shock acceleration from a background plasma the kinetic equation is two dimensional. As a result, the particle spectrum varies in space, and this makes analysis of the acceleration processes quite arduous. This case of acceleration was investigated in [37]. The equation has the form

$$\frac{\partial}{\partial x} \left(u(x)f - D \frac{\partial f}{\partial x} \right) - \frac{1}{p^2} \frac{d}{dp} p^2 \left[\left(\frac{dp}{dt} \right)_C f + D_C \frac{df}{dp} \right] = -\frac{\nabla \mathbf{u}}{3} \frac{1}{p^2} \frac{\partial}{\partial p} (p^2 f) \quad (15)$$

The solution describes the thermal and nonthermal components of the spectrum and as a result it allows us to estimate the number of accelerated particles as a function of the parameters of the background plasma. The analysis of Eq. (15) provided by [37] is very bulky. Therefore below we present only the final result for the nonthermal component of the spectrum at the shock ($x = 0$). This spectrum is

$$f_{nth}(x = 0, p) = C(n_0, T)p^{-4} \quad (16)$$

From this equation we can derive the ratio n_{nth}/n_0 :

$$\frac{n_{nth}}{n_0} \simeq \frac{p_T}{p_{thr}} \left(\frac{m_e}{m_p} \right) \delta^{1/3} \exp \left\{ -\delta^{1/2} \left(1 + \frac{1}{2} \ln \left[\left(\frac{m_i}{m_e} \right)^2 \right] \frac{1}{3\delta} \right) \right\} \quad (17)$$

where m_e and m_p are the electron and proton mass respectively, m_i is the mass of the accelerated particles,

$$\begin{aligned} p_T &= \sqrt{2kTm_i} \\ p_{thr} &= p_T \sqrt{\frac{m_p}{m_e}} \delta^{1/3} \\ \delta &= \frac{D\bar{\nu}}{u^2} \\ \bar{\nu} &= \frac{2\pi n_0 e^4 m_p^2}{m_e \bar{p}^3} \Lambda \\ \bar{p} &= m_p \sqrt{\frac{2kT}{m_e}} \end{aligned}$$

The ratio n_{nth}/n_0 calculated from Eq. (17) is shown in Fig.4 (dashed line). In the standard models of CR propagation the term describing CR injection by SNRs is supposed to be proportional to the density of SNRs, $N_{SNR}(R)$, at the Galactocentric radius R . However, as one can see from Fig.4 for the case of shock acceleration from a background plasma it depends also on the temperature of the background plasma.

4 Discussion and conclusions

We see that both in our general consideration and in more sophisticated models the fraction of background particles injected into the acceleration process rises with the ambient ISM temperature. In first order, the values of $\varepsilon_{thr} = 2.5eV$ and $10^{-4}/10^{-2.5}$ for the fractions appear 'reasonable' but there are a number of uncertainties. The most important concerns the extent to which the gas densities in the regions in which CR are accelerated are proportional to the total gas densities in those regions and the temperatures likewise. If they are then the value of ε_{thr} will be appropriate and the Δ -values can be regarded as injection efficiencies and can be compared with the values commonly adopted; for example, the values adopted as examples in [7] range from 10^{-2} to 10^{-4} , i.e. in our range. Writing $\Delta \propto T^n$ we have $n = 8.4 \pm 3.2$.

In conclusion, we have presented a model in which the gradient of electron temperatures in the Galaxy can make a contribution, at least, to solving the cosmic ray gradient problem. A proper evaluation of the implications of the background particle temperature effects for the CR gradient problem will require a more detailed analysis taking into account the acceleration and propagation processes in a self-consistent manner.

Acknowledgements

ADE and AWW are grateful to the Kohn Foundation for financial support. VAD acknowledges partial support from the RFFI grants 15-52-52004, 15-02-92358 and from the International Space Science Institute to the International Team 'New Approach to the Active Processes in Central Regions of Galaxies'.

References

- [1] Ginzburg, V. L. and Syrovatskii, S. I., 1964, Origin of Cosmic Rays, New York: Macmillan
- [2] Case G.L. and Bhattacharya D., 1998, *Astrophys. J.*, 504, 761
- [3] Green, D. A., 2012, *AIP Conf. Proc.*, 1505, 5 (Eds.F.Aharonian et al.)
- [4] Erlykin A.D. et al., 1996, *Astron. and Astrophys. Suppl. Ser.*, 120, 397
- [5] Strong A. et al., 2011, *WSPC Proc.*; arXiv:1101.1381
- [6] Erlykin A.D. and Wolfendale A.W., 2011, *Proc. 2nd Int. Cosm. Ray Workshop 'Aragats 2011'*, 16
- [7] Berezhko E.G. et al., 1996, *JETP*, 82, 1
- [8] Kang H. et al., 2002, *Astrophys. J.*, 579, 337
- [9] Quiresa C. et al., 2006, *Astrophys. J.*, 653, 1226
- [10] Bhat, C. L. et al., 1986, *J.Phys.G*, 12, 1087
- [11] Bloemen, J. B. G. M. et al. 1986, *Astron. and Astrophys.*, 154, 25
- [12] Bloemen, J. B. G. M., 1993, *Astron. and Astrophys.*, 267, 372
- [13] Digel, S. W. et al., *Astrophys. J.*, 463, 609
- [14] Strong, A. W. et al. 1988, *Astron. and Astrophys.*, 207, 1
- [15] Strong, A. W. and Mattox, J. R. 1996, *Astron. and Astrophys.*, 308, L21
- [16] Ackermann, M. et al. 2011, *Astrophys. J.*, 726, 8
- [17] Tibaldo, L. et al., 2013, 33rd ICRC, Rio, arXiv:1311.2896
- [18] Dogiel, V. A. and Uryson, A. V. 1988, *Astron. and Astrophys.*, 197, 335
- [19] Breitschwerdt D. et al., 2002, *Astron. and Astrophys.*, 385, 216
- [20] Mushtotsky, R., 2012, [http://www.astro.umd.edu/~richard/ASTR 421](http://www.astro.umd.edu/~richard/ASTR421)
- [21] Lifshitz, E. M. and Pitaevskii L. P., 1981, *Physical Kinetics* (Oxford: Pergamon Press)
- [22] Fermi, E., 1949, *Phys. Rev.*, 75, 1169
- [23] Ginzburg, V. L. *Theoretical physics and astrophysics*, Oxford, Pergamon Press, (International Series in Natural Philosophy. Volume 99), 1979
- [24] Dogiel, V. A. et al., 2002, *Astron. and Astrophys.*, 382, 730

- [25] Gurevich, A. V., 1960, Sov. Phys. JETP, 38, 1150
- [26] Dogiel, V. A. 2000, Astron. and Astrophys., 357, 66
- [27] Wolfe, B. and Melia, F., 2006, Astrophys. J., 638, 125
- [28] Petrosian, V. and East, W. E., 2008, Astrophys. J., 682, 175
- [29] Chernyshov, D. O. et al., 2012, ApJ, 759, 113
- [30] Cheng, K. S. et al., 2014, Astrophys. J., 790, 23.
- [31] Krymskii, G. F. 1977, Soviet Physics Doklady, 22, 327
- [32] Bell, A. R. 1978, Month. Not. Roy. Ast. Soc., 182, 147.
- [33] Thompson, D. J. et al., 2012, APh, 39, 22
- [34] Ackermann, M. et al., 2011, Science, 334, 1103
- [35] Binns, W. R. 2011, Science, 334, 1071
- [36] Bykov, A. M. and Toptygin, I. N., 2001, Astron. Lett. 27, 625.
- [37] Bulanov, S.V., Dogiel V.A., 1979, Sov. Astr. Lett. 5, 278