

# Globular clusters and their contribution to the formation of the Galactic halo

Eugenio Carretta<sup>1</sup>

<sup>1</sup>INAF-Osservatorio Astronomico di Bologna, via Ranzani 1, I-40127 Bologna, Italy  
email: eugenio.carretta@oabo.inaf.it

**Abstract.** This is a “biased” review because I will show recent evidence on the contribution of globular clusters (GCs) to the halo of our Galaxy seen through the lens of the new paradigm of multiple populations in GCs. I will show a few examples where the chemistry of multiple populations helps to answer hot questions including whether and how much GCs did contribute to the halo population, if we have evidence of the GCs-halo link, what are the strengths and weak points concerning this contribution.

**Keywords.** stars: abundances, stars: Population II, Galaxy: abundances, (Galaxy:) globular clusters: general, Galaxy: halo

---

## 1. Introduction

We obviously know that GCs *do* contribute to the Galactic halo, there are about 100 “smoking guns”, i.e. the GCs currently observed in the Milky Way (MW) halo. Furthermore, large surveys like SDSS, Pan-STARRS, Dark Energy Survey, public ESO surveys such as VVV and ATLAS routinely discover new systems in the grey zone between globular clusters and dwarf galaxies, sometimes with controversial classification, see e.g. the case of Crater/Laevens1 considered to be a dwarf galaxy (Bonifacio *et al.* 2015) or a GC (Kirby *et al.* 2015a).

Mass loss is expected for GCs in particular at early phases, during the violent relaxation following gas expulsion (see e.g. Lynden-Bell 1967, Baumgardt *et al.* 2008) but GCs are dynamically evolved systems, hence mass loss is predicted during all their lifetime. It is then possible that many clusters dissolved, and what we see now are the smaller survivors of a potentially much larger population.

Early (e.g. Ibata *et al.* 1994, Fusi Pecci *et al.* 1995) and more recent studies (Forbes and Bridges 2010, Leaman *et al.* 2013) on the accretion history focussed on dwarf galaxies and entire clusters or entire systems of GCs, not on the direct contribution from the clusters themselves. A possible reason is summarized in Fig. 1: the chemical tagging made with  $\alpha$ -elements may distinguish between clusters and dwarf galaxies, but usually GC stars are superimposed to several Galactic components, formed in situ, accreted or even kicked out (see Sheffield *et al.* 2012). Clearly we need another diagnostic.

## 2. The Na-O anticorrelation

One of the best tools for chemical tagging of GC stars is the Na-O anticorrelation, which represents the unique DNA of GCs (see Fig. 2 which summarizes the results of our FLAMES survey with  $\sim 2500$  red giant stars in 25 GCs, see Carretta 2015 for references). The huge spreads in Na and O tell us that GCs are not simple stellar populations (by definition, coeval stars with the same initial chemical composition) because GC stars have very different Na, O contents. Hence, their stars are not strictly coeval: huge chemical

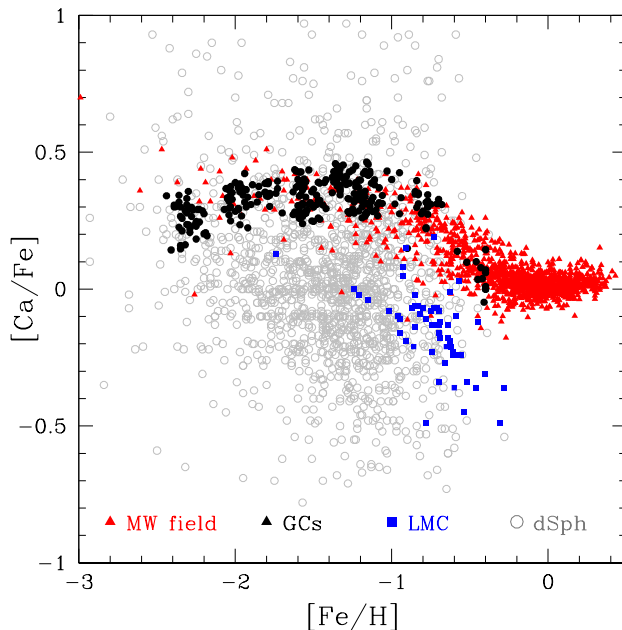
differences translate into tiny age differences,  $10^6 - 10^7$  yrs, depending on the kind of polluter chosen to release enriched matter in the intracluster gas (see the review by Gratton *et al.* 2012 for details).

This chemistry is explained as the result of proton-capture reactions in H-burning at high temperature, enhancing or destroying different elements according to the temperature stratification (Denisenkov & Denisenkova 1989).

The occurrence of this pattern is only seen in the high density GC environment, whereas in Galactic Pop. II field stars O and Na are basically untouched from the main sequence up to the giant branch (shaded box in Fig. 2, where the field sample is taken from Gratton *et al.* 2003) and Gratton *et al.* (2000).

The Na-O anticorrelation, discovered by the Lick-Texas group (e.g. Kraft 1994), joined other features like the anticorrelation of C and N, observed even in unevolved stars, and of other elements along increasing Coulomb barrier like Al, Mg and even K (Mucciarelli *et al.* 2012, Cohen & Kirby 2012, Carretta 2014). In turn, these abundance variations have an impact on the photometric sequences in the color-magnitude diagrams due to molecular bands, mostly of CNO elements (Sbordone *et al.* 2011, Milone *et al.* 2012, Larsen *et al.* 2014a). For heavier species there is no direct photometric observable.

The anticorrelation of Na and O is the most notable of these features because it is observed in GCs spanning the whole mass range from the tiny Pal 5 (Smith *et al.* 2002) in dissolution phase to  $\omega$  Cen (e.g. Johnson & Pilachowski 2010), the likely remnant of a nucleated dwarf galaxy; it is observed in GCs of sure or suspected extragalactic origin (e.g. M 54, Carretta *et al.* 2010a) and in those showing a metallicity spread ( $\omega$



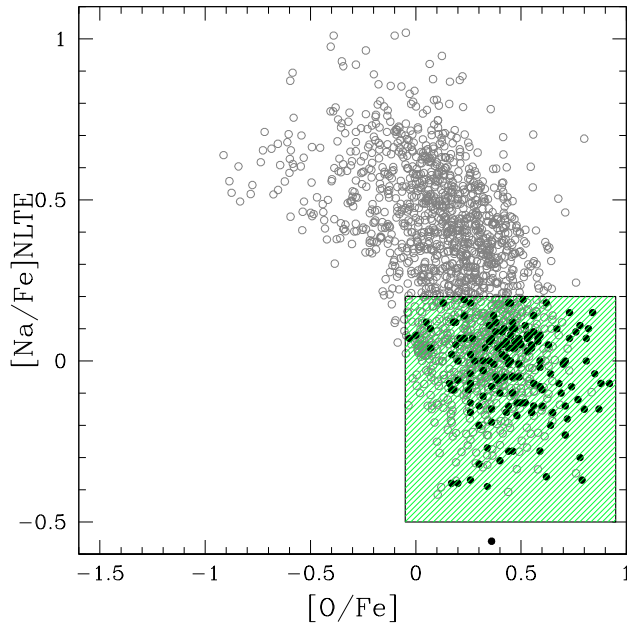
**Figure 1.**  $[Ca/Fe]$  as a function of  $[Fe/H]$  for several stellar populations. Stars in GCs (black filled circles) from Carretta *et al.* (2010a), Carretta *et al.* (2010c), Carretta *et al.* (2011), Carretta *et al.* (2013), Carretta *et al.* (2014a), Carretta *et al.* (2014b), Carretta *et al.* (2015); in dwarf galaxies (open grey circles) from Kirby *et al.* (2011); in LMC (filled squares) from Pompeia *et al.* (2008); and in the Milky Way (filled red triangles) from Adibekyan *et al.* (2012), Chen *et al.* (2000), Gratton *et al.* (2003), and Jonsell *et al.* (2005).

Cen, M 54). This signature does not discriminate between GCs formed in situ or likely accreted by our Galaxy (Leaman *et al.* 2013). In short, it is a widespread feature among GCs, likely related to the intrinsic mechanism of formation: we conclude that *a genuine old GC is a system that formed in a short time at least two generations of stars with different content of proton-capture elements.*

This signature allows us to put strong constraints on the initial masses of GCs. An almost constant fraction ( $\sim 33\%$ ) of first generation (FG) stars with primordial composition still resides in GCs (Carretta *et al.* 2009). However the bulk of present day GC stars is composed of second generation (SG) stars, with modified composition. Therefore, since SG stars are formed using the ejecta of only a fraction of FG stars, and the ejecta from the main candidate polluters are not enough (de Mink *et al.* 2009), we incur in the so called *mass budget problem*. This is solved with either a peculiar IMF or assuming that the precursors of GCs were much more massive than present-day GCs, losing about 90% of their stars and becoming good candidates as main contributors to the halo.

### 3. Multiple populations in GCs: second generation stars in the halo

A selective mass loss is expected because SG stars form more centrally concentrated in many models (e.g. D’Ercole *et al.* 2008, Decressin *et al.* 2007) and also the following dynamical evolution will push FG stars more easily outside tidal radius. Observations show that currently SG stars are usually more concentrated (e.g. Milone *et al.* 2012, Carretta 2015); however, after reaching full dynamical mixing, also SG stars with their unique chemical signature may be lost from GCs. These stars provide a clearcut probe of the contribution of GCs to the halo.



**Figure 2.**  $[\text{Na}/\text{Fe}]_{\text{NLTE}}$  as a function of  $[\text{O}/\text{Fe}]$  for GC (empty circles, Carretta *et al.* 2009 and references in Fig.1) and field stars (filled circles, Gratton *et al.* 2003 and Gratton *et al.* 2000). The green shaded box encompasses the field stars.

Carretta *et al.* (2010b) made a first attempt by comparing sodium abundances in field stars and SG stars in GCs. They found a small fraction (1.4%) of stars with GC signature evaporated in the halo (the fraction is doubled by considering the current ratio of FG/SG).

A more systematic survey found a similar fraction of SG stars by looking for large N excess in metal-poor halo stars with spectra from the Sloan survey. After cleaning the sample for contamination by thick disk stars Martell *et al.* (2011) found 3% of halo stars with SG composition, in agreement with serendipitous discoveries using O and Na (Ramirez *et al.* 2012), unless one of their two O-poor stars is found to be polluted by mass transfer from a companion AGB star, as suggested by the large abundance of barium and yttrium.

Finally, signatures of SG stars (Na, Al enhancements and O, Mg depletions) are more and more used to retrieve a cluster origin for streams (e.g. Sesar *et al.* 2015: Ophiuchus stream; Wylie-de Boer *et al.* 2012: Aquarius stream)

Using these signatures many studies (Carretta *et al.* 2010b, Vesperini *et al.* 2010, Schaerer & Charbonnel 2011, Martell *et al.* 2011, Gratton *et al.* 2012) provide estimates for the fraction of halo stars originated in GCs. These range from a few percent, using only observations, up to almost 50% of the halo mass, if the initial mass of GCs is assumed to be many times larger than present-day values.

#### 4. Multiple populations in GCs: first generation stars in the halo

We get important information also from the FG component, which is much more elusive, since FG stars share the same chemistry of field stars of similar metallicity. In the homogeneous set of Na abundance from Carretta (2013, empty triangles in Fig.3 here) there are a few stars clearly below the general trend (filled triangles in Fig. 3): these are objects tagged as accreted stars (e.g. Gratton *et al.* 2003, Nissen & Schuster 2010) and their abundances are clearly similar to those observed in dwarf satellites of Milky Way. Therefore, we may infer that a minority of halo stars has a composition similar to the dwarfs, but the bulk of halo stars looks like the FG component of GCs (red filled squares in Fig. 3).

This confirms the findings from  $\alpha$ -elements (Tolstoy *et al.* 2009) and carbon (Kirby *et al.* 2015b): the majority of field halo stars cannot have formed in present-day dSphs.

Another supporting evidence comes from the horizontal branch (HB) morphology. We know that the luminosity function of BHB stars is very different in GCs and in the halo (e.g. Kinman & Allen 1996, Gratton *et al.* 2012). We further know that Na-rich stars are also more enriched in He. Carretta *et al.* (2007), Carretta *et al.* (2010b) found that the extension of the Na-O anticorrelation is correlated to the maximum temperature reached at the bluest HB region (see Fig. 4) through the He abundance, increasing blueward. The maximum temperature on the HB of field BHB stars implies that they are not He enhanced. Since He-rich, Na-rich stars are rare in the field this suggests that the field BHB are related to the FG in GCs.

Additional evidence comes from binaries: Goodwin (2010) summarizes how the frequency and separation of binaries in different environments can be used to estimate the past density of their birth place. D’Orazi *et al.* (2010) and Lucatello *et al.* (2015) found that the binary fraction in large samples of GC stars is much lower among SG stars than among FG stars, with evidence of a formation in much denser environment, as predicted by theoretical models (Hong *et al.* 2015), and suggesting a common origin for the field stars and the FG populations.

## 5. Challenges and conclusions

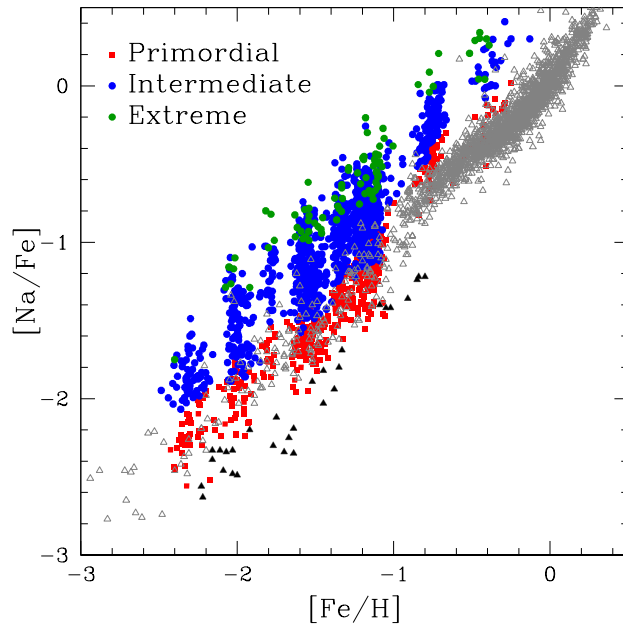
The basic assumptions for a large contribution of GC stars to the halo (initial masses much larger, with selective loss of FG stars) must confront with two major challenges.

Evidence is accumulating that in dwarf galaxies GCs cannot have been initially more than 4-5 times today’s mass, as their present-day masses account for about 25% of the galaxy mass in metal poor stars (Larsen *et al.* 2012, Larsen *et al.* 2014b, Tudorica *et al.* 2015). However, GCs like those in the Fornax dSph show normal evidence of multiple populations (Larsen *et al.* 2014a).

Furthermore, simulations of mass loss from gas expulsion (Khalaj & Baumgardt 2015) predict a strong anticorrelation between the fraction of SG stars and the cluster mass, that is not observed. Moreover, no variation of the fraction of SG stars as a function of cluster mass or Galactocentric distance or metallicity is observed (Bastian & Lardo 2015), at odds with what expected by mechanisms of mass loss.

The above points directly concern the multiple population scenario. However, independently from this scenario, larger birth cluster masses and large amount of mass loss are predicted, providing a mass comparable with the halo total mass (e.g. Marks & Kroupa 2010, Fall & Zhang 2001). In particular, primordial residual-gas expulsion and infant mortality may account for the bulk of the halo with FG signature (Baumgardt *et al.* 2008).

In summary, we have plenty of evidence for a relevant contribution of GCs to the halo: streams likely originated from GCs (from their size or chemical tagging, see also Grillmair, this volume), tidal tails, direct or indirect evidence from chemistry, HB stars and binary fraction. Considering that a good third of the halo seems due to the so-called “big four” accretion events (Sagittarius, Hercules-Aquila, GASS, Virgo Cloud; see Belokurov 2013),

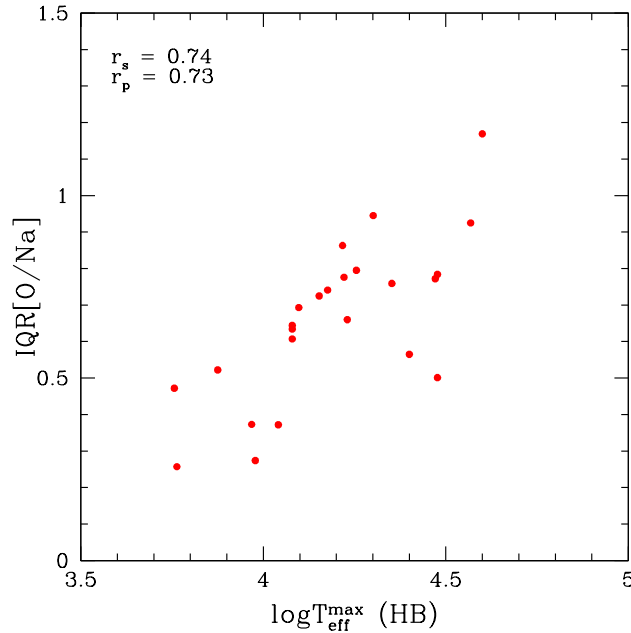


**Figure 3.**  $[\text{Na}/\text{H}]$  as a function of  $[\text{Fe}/\text{H}]$  for GC stars of different generations (filled squares and circles) and field stars (triangles). Filled triangles are the accreted field component.

a large contribution of GCs to the general assembly of the Galactic halo seems to be a viable option.

## References

- Adibekyan, V. Zh, Sousa, S.G., Santos, N.C., Delgado Mena, E., Gonzales Hernandez, J.I., Israelian, G., Mayor, M., Khachatryan, G. 2012, *A&A*, 545, A32
- Bastian, N., Lardo, C. 2015, *MNRAS*, 453, 357
- Baumgardt, H., Kroupa, P., Parmentier, G. 2008, *MNRAS*, 384, 1231
- Belokurov, V. 2013, *New AR*, 57, 100
- Bonifacio, P., Caffau, E., Zaggia, S., François, P., Sbordone, L., Andrievsky, S.M., Korotin, S.A. 2015, *A&A*, 579, L6
- Carretta, E. 2013, *A&A*, 557, A128
- Carretta, E. 2014, *ApJ*, 795, L28
- Carretta, E. 2015, *ApJ*, 810, 148
- Carretta, E., Recio-Blanco, A., Gratton, R.G., Piotto, G., Bragaglia, A. 2007, *ApJ*, 671, L125
- Carretta, E., Bragaglia, A., Gratton, R.G., et al. 2009, *A&A*, 505, 117
- Carretta, E., Bragaglia, A., Gratton, R.G., et al. 2010a, *A&A*, 520, 95
- Carretta, E., Bragaglia, A., Gratton, R.G., Recio-Blanco, A., Lucatello, S., D’Orazi, V., Cassisi, S. 2010b, *A&A*, 516, 55
- Carretta, E., Bragaglia, A., Gratton, R., Lucatello, S., Bellazzini, M., D’Orazi, V. 2010c, *ApJ*, 712, L21
- Carretta, E., Lucatello, S., Gratton, R.G., Bragaglia, A., D’Orazi, V. 2011, *A&A*, 533, 69
- Carretta, E., Bragaglia, A., Gratton, R.G. et al. 2013, *A&A*, 557, A138
- Carretta, E., Bragaglia, A., Gratton, R.G., D’Orazi, V., Lucatello, S., Sollima, A. 2014a, *A&A*, 561, A87
- Carretta, E., Bragaglia, A., Gratton, R.G. et al. 2014b, *A&A*, 564, A60



**Figure 4.** The extension of the Na-O anticorrelation (measured by the interquartile range  $\text{IQR}[\text{O}/\text{Na}]$ ) as a function of the maximum temperature along the HB for GCs in the FLAMES survey (Carretta *et al.* 2007, Carretta *et al.* 2010b).

- Carretta, E., Bragaglia, A., Gratton, R.G. et al. 2015, *A&A*, 578, A116
- Chen, Y.Q., Nissen, P.E., Zhao, G., Zhang, H.W., Benoni, T. 2000, *A&AS*, 141, 491
- Cohen, J.G., Kirby, E.N. 2012, *ApJ*, 760, 86
- Decressin, T., Meynet, G., Charbonnel C. Prantzos, N., Ekstrom, S. 2007, *A&A*, 464, 1029
- de Mink, S.E., Pols, O.R., Langer, N., Izzard, R.G. 2009, *A&A*, 507, L1
- Denisenkov, P.A., Denisenkova, S.N. 1989, *A.Tsir.*, 1538, 11
- D’Ercole, A., Vesperini, E., D’Antona, F., McMillan, S.L.W., Recchi, S. 2008, *MNRAS*, 391, 825
- D’Orazi, V., Gratton, R.G., Lucatello, S., Carretta, E., Bragaglia, A., Marino, A.F. 2010, *ApJ*, 719, L213
- Fall, S.M., Zhang, Q. 2001, *ApJ*, 561, 751
- Forbes, D.A., Bridges, T. 2010, *MNRAS*, 404, 1203
- Fusi Pecci, F., Bellazzini, M., Cacciari, C., Ferraro F.R. 1995, *AJ*, 110, 1664
- Goodwin, S.P. 2010, *RSPTA*, 368, 851
- Gratton, R.G., Sneden, C., Carretta, E., Bragaglia, A. 2000, *A&A*, 354, 169
- Gratton, R.G., Carretta, E., Claudi, R., Lucatello, S., & Barbieri, M. 2003, *A&A*, 404, 187
- Gratton, R.G., Carretta, E., Bragaglia, A. 2012, *A&AR*, 20, 50
- Hong, J., Vesperini, E., Sollima, A., McMillan, S.L.W., D’Antona, F., D’Ercole, A. 2015, *MNRAS*, 449, 629
- Ibata, R.A., Irwin, M.J., Gilmore, G. 1994, *Nature*, 370, 194
- Johnson, C.I., Pilachowski, C.A. 2010, *ApJ*, 722, 1373
- Jonsell, K., Edvardsson, B., Gustafsson, B., Magain, P., Nissen, P.E., Asplund, M. 2005, *A&A*, 440, 321
- Khalaj, P., Baumgardt, H. 2015, *MNRAS*, 452, 924
- Kinman, T.D., Allen, C. 1996, *ASP-CS*, 92, 36
- Kirby, E.N., Cohen, J.G., Smith, G.H., Majewski, S.R., Sohn, S.T., Guhathakurta, P. 2011, *ApJ*, 727, 79
- Kirby, E.N., Simon, J.D., Cohen, J.G. 2015, *ApJ*, 810, 56
- Kirby, E.N., Guo, M., Zhang, A.J., et al. 2015, *ApJ*, 801, 125
- Kraft, R.P. 1994, *PASP*, 106, 553
- Larsen, S.S., Strader, J., Brodie, J.P. 2012, *A&A*, 544, L14
- Larsen, S.S., Brodie, J.P., Forbes, D.A., Strader, J. 2014a, *A&A*, 565, A98
- Larsen, S.S., Brodie, J.P., Grundahl, F., Strader, J. 2014b, *ApJ*, 797, 15
- Leaman, R., VandenBerg, D.A., Mendel, J.T. 2013, *MNRAS*, 436, 122
- Lucatello, S., Sollima, A., Gratton, R.G., Vesperini, E., D’Orazi, V., Carretta, E., Bragaglia, A. 2015, *A&A*, in press, arXiv:1509.05014
- Lynden-Bell, D. 1967, *MNRAS*, 136, 101
- Marks, M., Kroupa, P. 2010, *MNRAS*, 406, 2000
- Martell, S.L., Smolinski, J.P., Beers, T.C., Grebel, E.K. 2011, *A&A*, 534, 136
- Milone, A., Piotto, G., Bedin, L. et al. 2012, *ApJ*, 744, 58
- Mucciarelli, A., Bellazzini, M., Ibata, R., Merle, T., Chapman, S.C., Dalessandro, E., Sollima, A. 2012, *MNRAS*, 426, 2889
- Nissen, P.E., Schuster, W.J. 2010, *A&A*, 511, L10
- Pompéia, L., Hill, V., Spite, M., Cole, A. et al. 2008, *A&A*, 480, 379
- Ramírez, I., Meléndez, J., Chanamé, J. 2012, *ApJ*, 757, 164
- Sbordone, L., Salaris, M., Weiss, A., Cassisi, S. 2011, *A&A*, 534, A9
- Schaerer, D., Charbonnel, C. 2011, *MNRAS*, 413, 2297
- Sesar, B., Bovy, J., Bernard, E.J. et al. 2015, *ApJ*, 809, 59
- Sheffield, A.A., Majewski, S.R., Johnston, K.V. et al. 2012, *ApJ*, 761, 161
- Smith, G.H., Sneden, C., Kraft, R.P. 2002, *AJ*, 123, 1502
- Tolstoy, E., Hill, V., Tosi, M. 2009, *ARA&A*, 47, 371
- Tudorica, A., Georgiev, I.Y., Chies-Santos, A.L. 2015, *A&A*, 581, 84
- Vesperini, E., McMillan, S.L.W., D’Antona, F., D’Ercole, A. 2010, *ApJ*, 718, 112
- Wylie-de Boer, E., Freeman, K., Williams, M., Steinmetz, M., Munari, U., Keller, S. 2012, *ApJ*, 755, 35