

How to cite this article : [61]

Breakdown of the Migdal approximation at Lifshitz transitions with giant zero-point motion in the H_3S superconductor

Thomas Jarlborg^{1,2}, Antonio Bianconi^{2,3,4}

¹ DPMC, University of Geneva, 24 Quai Ernest-Ansermet, CH-1211 Geneva 4, Switzerland

² RICMASS, Rome International Center for Materials Science Superstripes, Via dei Sabelli 119A, 00185 Rome, Italy

³ Solid State and Nanosystems Physics, National Research Nuclear University MEPhI (Moscow Engineering Physics Institute), Kashirskoye sh. 31, Moscow 115409, Russia,

⁴ Institute of Crystallography, Consiglio Nazionale delle Ricerche, via Salaria, 00015 Monterotondo, Italy

While 203 K high temperature superconductivity in H_3S has been interpreted by BCS theory in the dirty limit here we focus on the effects of hydrogen zero-point-motion and the multiband electronic structure relevant for multigap superconductivity near Lifshitz transitions. We describe how the topology of the Fermi surfaces evolves with pressure giving different Lifshitz-transitions. A neck-disrupting Lifshitz-transition (type 2) occurs where the van Hove singularity, vHs, crosses the chemical potential at 210 GPa and new small 2D Fermi surface portions appear with slow Fermi velocity where the Migdal-approximation becomes questionable. We show that the neglected hydrogen zero-point motion ZPM, plays a key role at Lifshitz transitions. It induces an energy shift of about 600 meV of the vHs. The other Lifshitz-transition (of type 1) for the appearing of a new Fermi surface occurs at 130 GPa where new Fermi surfaces appear at the Γ point of the Brillouin zone here the Migdal-approximation breaks down and the zero-point-motion induces large fluctuations. The maximum $T_c = 203\text{K}$ occurs at 160 GPa where $E_F/\omega_0 = 1$ in the small Fermi surface pocket at Γ . A Feshbach-like resonance between a possible BEC-BCS condensate at Γ and the BCS condensate in different k-space spots is proposed.

PACS numbers: 74.20.Pq, 74.72.-h, 74.25.Jb

Introduction

The recent discovery of superconductivity in pressurized sulfur hydride metal with critical temperature with T_c above 200K [1, 2] has provided experimental evidence that the coherent quantum macroscopic superconducting phase can occur at a temperature higher than the lowest temperature ever recorded on Earth (-89.2°C) [3, 4]. High temperature superconductivity has been found in other hydrides [5] like pressurized PH_3 with T_c at about 100 K [6], and it has been predicted in other hydrides like yttrium hydride [7]. Superconductivity in pressurized hydrides was proposed by Ashcroft and his collaborators [8, 9]. The Universal Structure Predictor: Evolutionary Xtallography, USPEX, code [10] available today has allowed to predict the structure and high temperature superconductivity in pressurized sulfur hydride [11–13]. The prediction of metallic H_3S with the $Im\bar{3}m$ lattice symmetry [12, 13] has now been confirmed by x-ray diffraction experiments [2] above 120 GPa while at lower pressure different stoichiometry and structure are found [14, 15]. The low mass of H atom is pushing the sulfur-hydrogen T_{2u} stretching mode and the T_{1u} phonons at Γ to high energy, so the energy cut-off for the pairing interaction $\omega_0 = 150 \pm 50$ meV. The superconducting temperature was predicted by employing the Allen-Dynes modified McMillan formula [11–13], and the Migdal Eliashberg formula [16–19]. Most of these works have used the Eliashberg theory with BCS approximations for isotropic pairing in a single band metal, assuming the dirty limit, which reduces a multiband to an ef-

fective single band metal, and the Migdal approximation $\omega_0/E_F \ll 1$. More advanced theories have used density-functional theory including calculations of the effective Coulomb repulsion [20, 21]. Within the Eliashberg theory the Migdal approximation assumes that the electronic and ionic degrees of freedom can be rigorously separated in agreement with the Born-Oppenheimer approximation, which is valid for metals where the chemical potential is far away from the band edges. The breakdown of Migdal approximation was observed in the multi-gap superconductor $\text{Al}_x\text{Mg}_{1-x}\text{B}_2$ [22–25] where the band edge of the σ band fluctuates across the chemical potential due to zero point motion [26]. The breakdown of the Migdal approximation in a multigap superconductor is relevant since it requires the correction to the chemical potential induced by pairing below the critical temperature [25] ignored in the standard Eliashberg theory. Moreover where the Migdal approximation breaks down in a multigap superconductor it enters in a unconventional superconducting phase where the coexisting multiple condensates could be either in the Bose Einstein condensate (BEC) regime or in the BEC-BCS crossover regime. In these complex multi gaps superconductors where BEC, BEC-BCS and BCS condensates coexist the exchange interaction between different condensates [25, 27–29] which is neglected in the BCS approximations, but could become a relevant term both to increase or to stabilize high temperature superconductivity. This quantum term is a contact interaction, given by the quantum overlap between the condensates, which increases the condensation energy [25, 27–31] and the critical temperature via the

shape resonance, analog to the Fano Feshbach resonance in ultracold gases. It has been found that the critical temperature shows the maximum amplification where one of the condensates is in the BCS-BEC crossover, which can occur on the verge of a Lifshitz transition [3, 4, 30–35]. At the Lifshitz transition, a change of the topology of the Fermi surface is induced by pressure or doping and it has been shown to control high temperature superconductivity in iron pnictides [30, 31].

Since H_3S is a multiband metal and Lifshitz transitions could occur by increasing pressure [3, 4] it has been proposed that it is a multigap superconductor near Lifshitz transitions [27–29], where also multi scale phase separation [32] at a the Lifshitz transition could appear, similar to what has been observed in the cuprates [34–37].

The coupling between the electronic and the atomic lattice degrees of freedom in sulfur hydrides at zero temperature has been neglected in previous calculations of the electronic structure assuming a very large Fermi energy. On the contrary in the case of band edges close to the chemical potential and near Lifshitz electronic topological transitions the zero point motion (ZPM) cannot be neglected. It is known that the ZPM modifies the band structure itself [38–44]. with corrections of the band gap energy which can be larger than those induced by correlation. Moreover, the lattice disorder from ZPM will also cause band broadenings, as it has been demonstrated in early investigations [41]. Such effects have been shown to be important for many properties in several different materials, even if their atomic masses are larger [42–44] and the lattice disorder can perturb spin waves and phonons [45]. The zero point motion is expected to be large in H_3S because of the small mass of H atoms, high frequency S-H stretching modes, and the double well potential for hydrogen in H_3S [3] which is similar to the well studied cases of ice and biological macromolecules.

In this work we discuss the effect of lattice compression and zero point motion on the electronic structure of H_3S in the pressure range above 120 GPa where the metallic $Im\bar{3}m$ phase is stabilized by the ZPM of hydrogen atoms. We first focus on the effect of the lattice compression on the large Fermi surface, identified with No.2 in ref. [3] and on the small hole Fermi surface pockets at Γ identified with No. 4 and No.5 in reference [3]. In particular we discuss the character of van Hove singularity (vHs) in the large Fermi surface, giving a peak in the density of states, and how its moves toward the chemical potential by increasing pressure. Above the critical pressure 210 GPa the vHs crosses the chemical potential and we find that tubular Fermi surface portions with two-dimensional character in the k-space appear, indicating a 3D-2D topological Lifshitz transition of type 2. Second, we study the effect of the zero point motion on the van Hove singularity and we find a very large energy shift of the order of 600 meV of the vHs due to ZPM. Third in the pressure range 120-180 GPa the amplitude of ZPM of hydrogen-sulfur stretching mode is shown to be larger than the S-H bond

splitting in the $R3m$ structure therefore it stabilizes the symmetric $Im\bar{3}m$ structure. In this pressure range we have studied the Lifshitz transitions of type 1, for the appearing of new small Fermi surface pocket at Γ at 130 GPa. Finally we compare our results with recent experiments showing that the isotope coefficient for the superconducting critical temperature diverges and the critical temperature goes toward zero at 130 GPa in agreement with predictions of the BPV theory [27–31] for a Lifshitz transition of type 1. Moreover the maximum critical temperature, 203 K, appears where the Fermi energy in the small Fermi hole pocket at Γ is of the order of the pairing interaction ω_0 as predicted in ref. [27–31].

The Band Structure

The high pressure phase of metallic H_3S has the cubic Space Group: 229 with $Im\bar{3}m$ lattice symmetry. The $Im\bar{3}m$ lattice structure can be described by the small Body Centered Cubic (bcc) unit cell, which has been used by all previous calculations providing the electronic band dispersion in the bcc Brillouin zone (bcc BZ).

Here, we use also an alternative simple cubic unit cell made by 8 atoms per unit cell with a simple cubic Brillouin zone (sc BZ), which permits an easier comparison with a traditional group of superconductors, namely the A15 compounds. In fact A15 compounds have a lattice structure with the cubic Space Group: 223 belonging to the same ditesseral central class, or galena type, of cubic space groups with the same Hermann-Mauguin point group $m\bar{3}m$.

We have obtained the band dispersion in the large simple cubic (sc) Brillouin zone which grabs more details of the electronic band dispersion in the complex bitruncated cubic honeycomb lattice. Here S sites form a bcc lattice (exactly as Si in the A15 compound V_3Si) with linear chains of H on the limits of the sc cell, similar to how the transition metals form linear chains in A15 superconductors. These results allow a more easy comparison of the electronic bands between the two type of materials.

We show the electronic self-consistent paramagnetic bands for the bcc BZ in Fig. 1 and in Fig. 2 for the sc BZ. In this last picture the simple cubic unit cell contains 8 sites totally. The calculations have been performed by the linear muffin-tin orbital (LMTO) method [46] and the local spin-density approximation (LSDA) in the frame of standard methods [47–50]. The basis set goes up through $\ell=2$ for S and $\ell=1$ for H. We have found that the S-2p core levels are always far below the valence band region at these pressures (about 12.2 Ry below E_F). The Wigner-Seitz (WS) radii are $0.38a$ for S and $0.278a$ for H. The k-point mesh corresponds to 11 points between Γ and X, or 1331 points totally in $1/8$ of the BZ, or with finer k-point mesh for plots of the bands along symmetry lines. One spin-polarized calculation is made for the largest volume starting from an imposed ferro-magnetic (FM) configuration. All local FM moments converge to

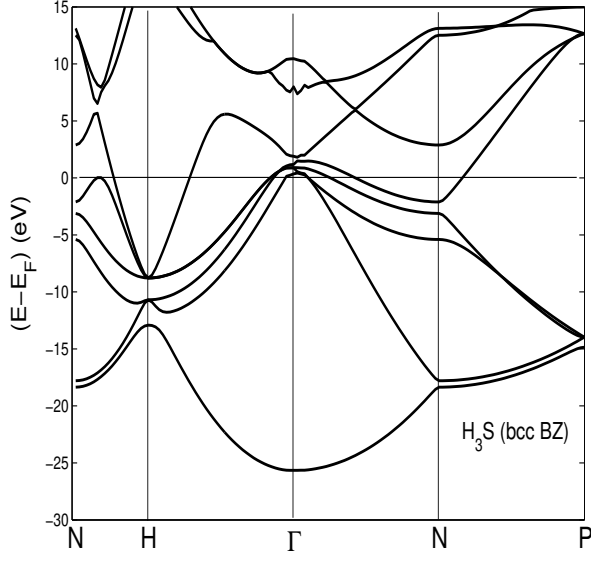


FIG. 1: (Color online) The band structure for H_3S at symmetry points for the small bcc unit cell with $a=5.6$ a.u., corresponding to $P = 210\text{ GPa}$ in the bcc Brillouin zone (bcc BZ)

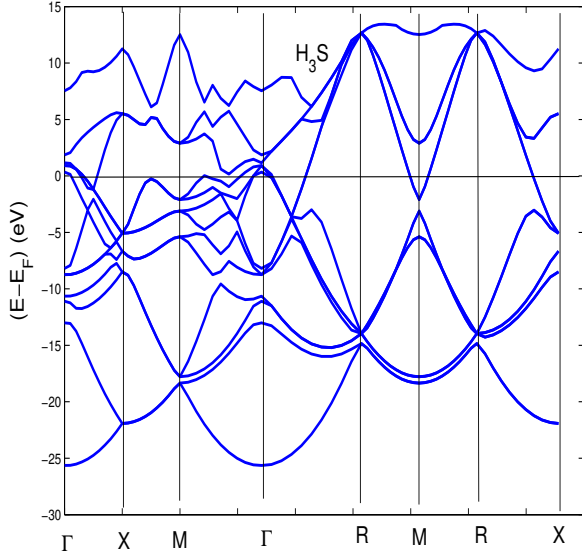


FIG. 2: (Color online) The band structure for H_3S at symmetry points for the simple cubic large unit cell, in the simple cubic BZ at a pressure of 210 GPa

zero, which shows that FM and FM spin fluctuations are unlikely. The low-lying s-band on S is very similar to the Si-s band in the A15-compound V_3Si [47], but the high pressure in H_3S makes it to overlap with the S-p band. In contrast, the Si-p band in V_3Si is separated from the Si-s band. The separation is never complete in H_3S , but it is visible as a dip in the DOS at 13 eV below E_F for

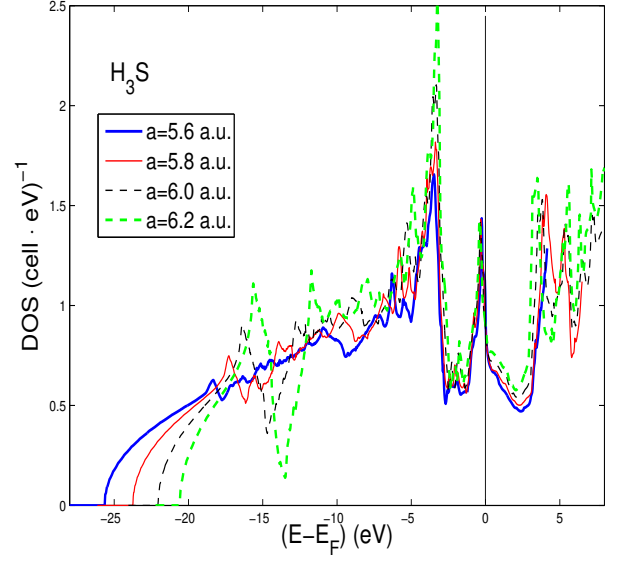


FIG. 3: (Color online) The total DOS for H_3S with variable lattice constants between 5.6 and 6.2 a.u.

the largest lattice constants, see Fig. 3.

An approximate value for the pressure, P , calculated as a surface integral using the virial theorem [51], is useful to get insight to the relative contribution from different atoms. These total pressures (P) amount to 0.98 and -0.3 Mbar at the two extreme lattice constants. The partial S- and H-pressures increases much more on H than on S when the lattice constant is reduced. This together with the charge transfers, indicate that the S sublattice is more compressible than that of H. A charge transfer from S to H at high pressure will enforce the hardening of H. More precise values of P , shown in Table I, are obtained from the volume derivative of the calculated total energies, and we obtain 180 GPa for $a=5.5$ a.u. and 73 GPa for $a=6.1$ a.u., which agree well with ref. [16].

TABLE I: Lattice constants a , DOS at E_F (in units of states/eV/Cell), pressure P , the Hopfield parameter NI^2 in $\text{eV}/\text{\AA}^2$ for S and H, λ , and T_C estimated from the McMillan formula. The phonon moments are 600 and 1800 K for S and H, respectively, and ω_{log} is 1500 K.

a (a.u.)	$N(E_F)$	P (GPa)	$NI^2(\text{S})$	$NI^2(\text{H})$	λ	T_C (K)
5.4	1.00	300	5.6	4.3	1.0	145
5.6	0.99	215	5.5	4.3	1.0	143
5.8	0.90	150	4.5	3.4	0.81	109
6.0	0.88	95	4.1	3.1	0.73	93
6.2	0.90	50	3.9	2.8	0.70	73

The electronic numerator NI^2 of the electron-phonon coupling constant $\lambda = NI^2/K$ (where the force constant $K = M\omega^2$ is taken from experiment) is calculated in the Rigid Muffin-Tin Approximation (RM-TA) [52, 53].

The matrix elements for $d-f$ -scattering in S and $p-d$ scattering in H are missing, which leads to some underestimation of the total λ . Note also that LMTO uses overlapping Wigner-Seitz (WS) spheres with no contribution to I^2 from the interstitial region. The values of NI^2 on H and S are reasonably large in comparison to the values in transition metals. The low local DOS is compensated by larger I^2 and the scattering to p-states, while in the A15's large scattering arises mainly from d-states. Our $N(E_F)$, shown in Table I, are in agreement with the work of Papaconstantopoulos et al. [16], which quite unusually are largest at low volume and large P . This is because of the band edges that cross E_F and become occupied at high P . But for even larger volume $N(E_F)$ behaves normally again and it increases when P goes down, as shown by Papaconstantopoulos et al. [16]. The matrix elements I^2 show strong P -dependences, and NI^2 (the so-called Hopfield parameter) increases steadily with P in agreement with ref. [16]. The absolute value of λ is smaller than in ref. [16]. This can partly be due to the smaller basis in our case, and also because of the use of WS-spheres in LMTO instead of non-overlapping MT-sphere geometry in LAPW [16].

In the estimation of T_c from the McMillan equation another uncertainty concerns the Coulomb repulsion μ^* . Many T_c -calculations use $\mu^*=0.11-0.13$, but theories for calculation of μ^* are approximate or unreliable [54]. Retardation can make μ^* large and screening makes it small or even negative depending on the band width and the phonon frequency [54]. Here we use an empirical formula for μ^* proposed by Bennemann-Garland [55], which leads to a small value of the order 0.03. Thus, we caution that even if our calculated T_c from the McMillan formula will be large it is very approximate, similar to what has been concluded in the other works. Our T_c 's are of the order 145 and 75 K between the two extreme lattice constants when the total coupling strength goes from 1.0 and 0.7. These T_c 's are reduced to 95 and 40 K between the extreme values of a if μ^* is 0.13. The different contributions to the total λ from each S and H atoms are comparable. Moreover, the total λ itself is not unusually large. Using the McMillan formula, valid only for a single effective band BCS system in the dirty limit, the high T_c is mainly because of the large phonon frequency pre-factor (ω_{log}) in the equation.

In order to investigate the pressure effects on the electronic structure we show in Fig. 3 the different total DOS for different lattice constant a of the perovskite structure changing from 6.2 to 5.6 a.u. The total DOS at E_F per S-atom is about $3.5 (Ry)^{-1}$ and $1 (Ry)^{-1}$ per H-site, compared to the order 20 per V in V_3Si or in elementary V and Nb. This is not surprising because of the large width of the wide band in H_3S having its bottom at 2 Ry below the chemical potential, see Fig. 3, while for increasing number of (d-) electrons in transition metal A15 compounds the total band width is more like 2/3 of a Ry [47].

The charge within the H WS-sphere increases from

1.3 to 1.4 el./H when the lattice constant decreases from 6.2 to 5.6 a.u., and the H-s charge goes from 0.95 to 1.0. This fact justifies somewhat the use of LSDA for H even though atomic H with exactly 1 electron is best described by the Hartree potential only. The results show a very large effect of the pressure on the lowest dispersive bands with H s character, and the energy shift of the narrow peak of DOS at the chemical potential due to the van Hove singularity. The shift is small in the figure because of the large energy scale.

Hydrogen Zero Point Motion Effects

Usually the atomic velocities (v_i) from the vibrations are much slower than the electronic velocities, and the electronic structure can relax adiabatically at all times. Therefore, the electronic structure calculations usually can neglect v_i , as in 'frozen-phonon' calculations. However it is well-known that the lattice of real materials becomes distorted at large T ('thermal disorder') and some distortion remains at $T=0$ due to the 'zero point motion', ZPM. Thermal disorder and ZPM will modify and broaden the bands compared to the case of a perfect lattice because the potentials at different sites are not exactly the same. Each atomic (i) lattice position deviates from its average position by $u(t, T)$, because of the excitation of phonons. The time average of $u(T)$ for harmonic uncorrelated vibrations are well represented by a Gaussian distribution function with width (FWHM) $< u >$, which tends to $\frac{3}{2}\hbar\omega/K$ at low T (ZPM) and to $3k_B T/K$ at high T , see ref. [56].

The Debye temperature for H phonons ($\sim 1500K$) in sulfur hydride is much higher than T_c and the disorder amplitude from ZPM is almost the same as at $T = T_c$. The maximum superconducting gap (2Δ) would be ~ 65 meV at $T=0$ in the large Fermi surface, i.e., the band No.2 using the notations to identify the 5 bands crossing the Fermi level introduced in ref. [3]. With the parameters as in the calculation of λ , and $\Delta = V$, the amplitude for the potential modulation for phonons [57], one can estimate that u_Δ , the displacement of phonons that lead to superconductivity should be $\sim 0.02 \text{ \AA}$, i.e., less than the amplitude of ZPM for H, or comparable to the ZPM of S.

We have used a first-principle DFT approach based on a large supercell to calculate the effect of ZPM on the van Hove singularity. This method it is more suitable for complicated 3-D materials such as H_3S (having a unit cell of 64 atoms) compared with alternative perturbative approaches for evaluation of the band energy changes as function of displacement (u) based on the Allen-Heine-Cardona (AHC) method, which is suitable for simple systems like carbon nanotubes [38, 39]. While AHC type approach may seem more sophisticated, when it is applied to complex 3-D materials it is more important to consider good statistics and rely on experimental information on force constants [42]-[45]. The important point of our approach is that a large supercell is used in order

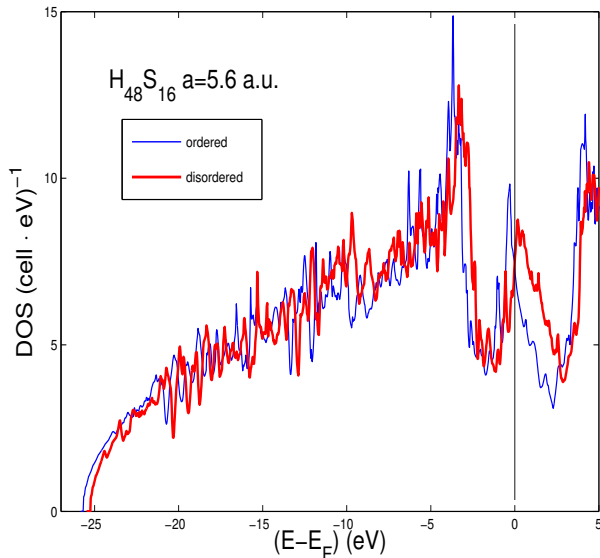


FIG. 4: (Color online) The DOS for H₃S for cubic 64-site supercells. The (blue) thin line is the DOS for the perfectly ordered supercell. The (red) heavy line shows the DOS for the disordered supercell with $u_S=0.01a$ and $u_H=0.033a$ Zero Point Motion

to have a good statistics for the individual u of each atom so that the bands energy changes as function of increasing disorder can be determined properly. The average atomic displacements and their 3-D distribution are determined from the phonon spectrum and atomic masses and it does not make sense to attempt an ab-initio calculation of u using frozen zone-boundary phonons, and tight-binding method.

Calculations for disorder within supercells with 64 atoms for FeSi [42], or even less (48 atoms) for purple bronze [43], have shown that different generations of internal disorder in the cells produce similar results (as long as the disorder amplitude $\langle u \rangle$ are the same). Symmetry makes the bands identical in different irreducible Brillouin zones (IBZ) for ordered supercells, and these bands have their exact correspondence in the bands of the small cell. But this symmetry is lost if the atoms are disordered, and the bands have to be determined in half of the BZ.

With a force constant $K = M\omega^2$ of $7 \text{ eV}/\text{\AA}^2$ we obtain an average amplitude $\langle u \rangle$ of the order 0.15 \AA for ZPM. This is close to 10 percent of the H-H distance, which according to the Lindemann criterion suggests that the H sublattice is near melting [56]. The $\langle u \rangle$ -amplitude for the S sublattice is normal, because of its large mass, and it is probable that the rigid S-lattice is important for the stability of the structure in which the H-atoms are rather loosely attached to their ideal positions.

The ZPM generates different shifts of the Madelung potential at different sites. This modifies the band energies ($\Delta\epsilon$) and leads to 'fluctuations' (there is a spread

of the eigenvalues in different IBZ) of $\Delta\epsilon$, in particular at the band edges. The low-T energy band fluctuations in materials with narrower band widths are known to be about 20 meV for u in the range 0.03-0.04 \AA [42]-[45]. From an extrapolation of these values to the conditions in H₃S (larger $\langle u \rangle$) we estimate that the band energy fluctuation can be larger than 150 meV for H-bands.

The band No.2 of H₃S in Fig. 3 is very wide, about 2 Ry for the high lying valence bands, and the S-s band overlaps with the S-p band. This makes the band dispersion and Fermi velocities high in large portions of the k space, where the effects of energy band broadening in these points of the k -space is less important. However in portions of the k -space around the Γ -X-M path in the sc BZ, where the van-Hove singularity crosses the chemical potential the Fermi velocity is getting small and strong dynamical fluctuations controlled by the zero point lattice fluctuations are expected to be relevant.

The electronic calculations for the ZPM in H₃S at $P=210 \text{ GPa}$, $a = 5.6 \text{ a.u.}$, have been carried out using a large supercell in which the lattice is disordered. Each atom is assigned randomized displacements, u_x, u_y, u_z in such a way that the distribution of all displacement amplitudes ($|u|$) has a bell shaped (Gaussian) distribution with the FWHM width equal to the averaged displacement amplitude ($\langle u \rangle$) as was described before and in ref. [42]. In Fig. 4 we show the energy renormalization of the DOS due to the calculated zero point motion (ZPM). Here we consider a $2 \times 2 \times 2$ extension of the cubic unit cell with 64 atoms totally which permits to calculate u from 192 displacement vectors, which is a reasonably good statistics for calculating $\langle u \rangle$. As was discussed above, it is sufficient to do the calculation for one disordered configuration when the supercells are large with at least 48 atoms. Because of the large mass difference between S and H we here allow larger $\langle u \rangle$ for H (u_H) than for S (u_S). For small $\langle u \rangle$ it can be shown that correlation of vibrational movements and anharmonic terms are small [56]. But u_H is large, and in the generation of a disordered configuration for $u_H/a=0.05$, as for the expected ZPM, several pairs of H come too close to each other. Therefore, in order to avoid large anharmonic effects at this stage, we calculate the electronic structure for a supercell with $u_S/a=0.01$ (which is close to the expected ZPM for S) and $u_H/a=0.033$ (which is 2/3 of the expected ZPM for H).

The resulting DOS for the disordered lattice is shown in Fig. 4. The results show a strong effect of ZPM on the energy of the narrow peak of the DOS just below the chemical potential. This peak has a large fraction of H s- and p-states, while the peak further down (3-4 eV below E_F) has less H-character and is less affected by disorder. The width of the DOS peak with large character of H-states gets wider in the disordered case, which is expected, but we see also a large energy renormalization of this narrow peak. This peak which was mostly below the chemical potential in the ordered lattice is now pushed up above the chemical potential because of the lattice

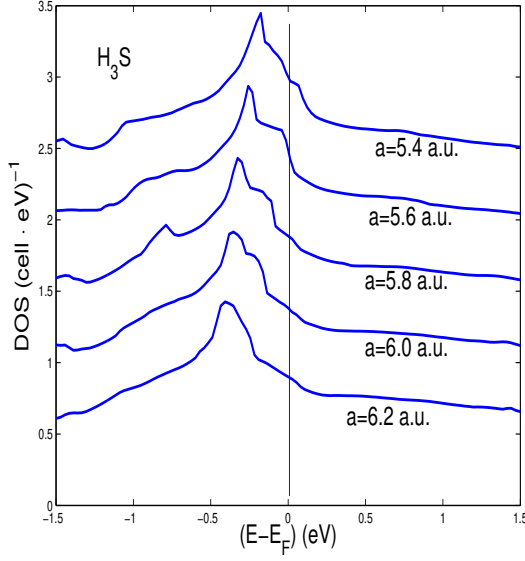


FIG. 5: (Color online) The total DOS functions in Fig. 3 on a finer energy scale near the chemical potential as a function of the lattice constant. Each DOS curve is separated by 0.5 (cell eV) $^{-1}$ units for the sake of visibility.

ZPM. The shift at the top of the peak is of the order of 600 meV (see Fig. 4) and the peak becomes broader in the disordered case.

Our simple approach to treat the ZPM has been based on the assumption that the frozen disorder in our supercell calculation is representative for ZPM. If so we may ask how much ZPM would change in the RMTA value of λ and the McMillan estimate of T_c . The total DOS at E_F is almost the same (7.3 and 7.4 states/eV/cell for ordered and disordered case, respectively) as can be seen in Fig. 4. The λ 's and T_c 's are calculated to be 0.88 and 0.86, and 122K and 118K, for ordered and disordered cases, respectively. Thus there is a small reduction of λ and T_c from disorder even if the two $N(E_F)$ are comparable. However, one can note that the peak in the DOS has moved from being below the chemical potential in the ordered case to be above when ZPM is taken into account indicating a 600 meV energy shift of the van Hove singularity with zero point lattice fluctuations involving H atoms. In the remaining sections we discuss some details about the Lifshitz transitions as a function of pressure.

Lifshitz Transitions as a function of pressure

The energy shift of the van Hove singularity (vHz) can be followed by looking at the shift of the narrow peak in the total DOS near the chemical potential at different lattice parameters a which is shown in Fig. 5.

This peak is mostly due sulfur orbital contributions as shown by the partial DOS functions of the vHzs for the case of lattice parameter $a = 5.6 \text{ a.u.}$ shown in Fig.

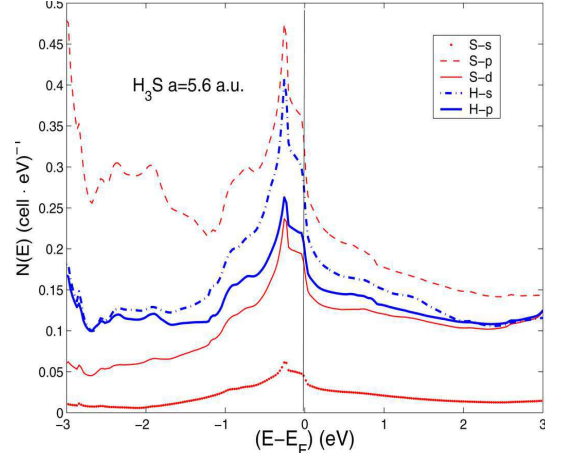


FIG. 6: (Color online) The partial DOS with different atomic and orbital symmetry for H_3S at the lattice constant 5.4 a.u., the (red) thin lines are for S and the (blue) heavy lines for H.

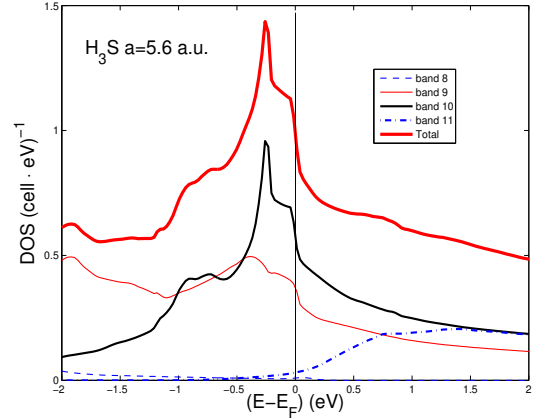


FIG. 7: (Color online) The partial DOS for H_3S at the fixed lattice constant 5.4 a.u. from different bands crossing the chemical potential in the simple cubic Brillouin Zone.

6. The S-p orbital and S-d orbital contribute to about 30 and 16 percent of the total DOS respectively, therefore the vHzs is mainly due sulfur atoms. Both the total charge and the ℓ -character at E_F on H are mostly s (60-65 percent), and the hybridization between the s -electron and states on the S atoms away from the chains is large. This large on-site hybridization is favorable for large dipole matrix-element contributions to the electron-phonon coupling. Fig. 7 shows the band decomposition of the total DOS in the cubic 8-site unit cell in the sc BZ into 4 bands classified as No.8, No. 9, No. 10, No. 11. The vHzs and the peak in the DOS is due only to band 10 which gives the largest Fermi surface and it is due to the flat dispersing bands with low Fermi velocity near X and M points giving a van Hove singularity. Fig. 8 shows the pressure dependence of the vHzs in band 10 which goes through the chemical potential at about 210 GPa where a is about 5.6 a.u.. This result shows

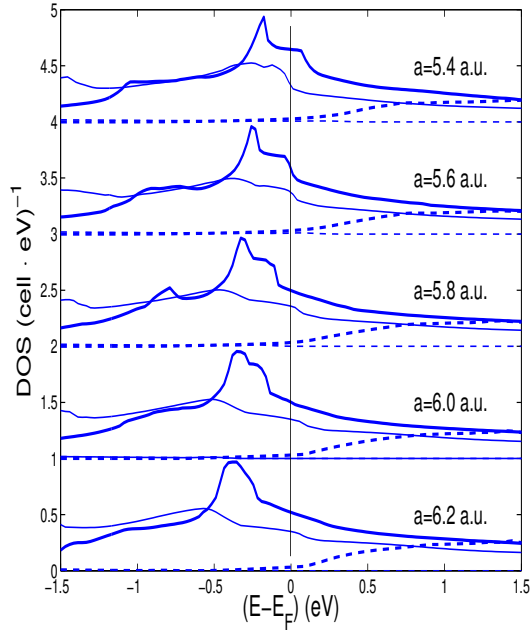


FIG. 8: The evolution of the partial DOS from band 8-11 in the simple cubic Brillouin Zone as function of the lattice constant. Only bands 9 and 10, shown by thin and heavy continuous lines respectively, contribute much to the total DOS at the chemical potential E_F .

that the van Hove singularity approaches the chemical potential at 210 GPa but it remains near the chemical potential in the energy range of the energy cut off of the pairing interaction in the pressure range showing high temperature superconductivity. Where the vHs crosses the chemical potential a Neck-Disrupting Lifshitz Transition, of type 2, occurs. Here the topology of the large Fermi surface changes because of the appearing of small pieces of tubular 2D Fermi surfaces connecting the large petals as discussed in the reference [3]. In these tubular portions the Fermi velocity is small therefore the Migdal approximation breaks down. On the contrary in the large petals the Fermi energy is much larger and the Migdal approximation is valid.

In order to associate the crossing of the chemical potential of the narrow peak in the DOS with the Lifshitz transitions on the topology of the Fermi surfaces we have plotted the electronic bands in a narrow energy range near the chemical potential for both the sc BZ and bcc BZ in Fig. 9 and Fig. 10. These band plots show that several Lifshitz transitions appear for increasing pressure. From Fig. 9 it is seen that a local band maximum crosses E_F in the sc BZ at about 2/3 of the $\Gamma - M$ distance when a is ~ 5.8 a.u. (see Figs. 1 and Figs. 2) and the same band crosses the chemical potential between N and H in Fig. 10 in the bands for the bcc BZ. This Lifshitz transition occurs at $P = 210$ GPa. The energy difference E_2 between the chemical potential and this local

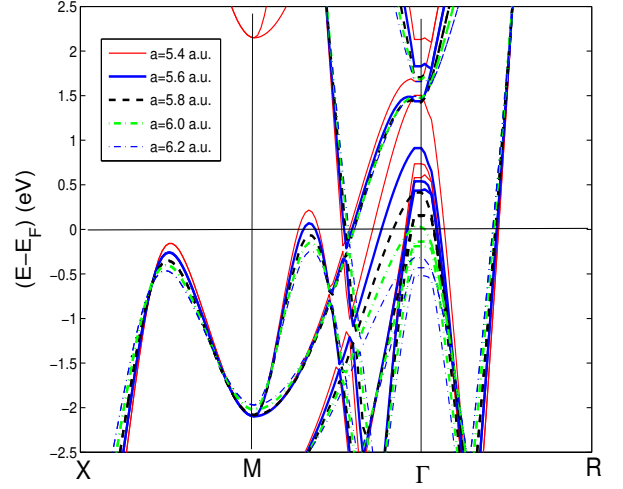


FIG. 9: (Color online) The band structure for H_3S along $X - M - \Gamma - R$ for a for the simple cubic double cell (sc BZ) with the lattice parameter changing between 5.4 and 6.2 a.u.

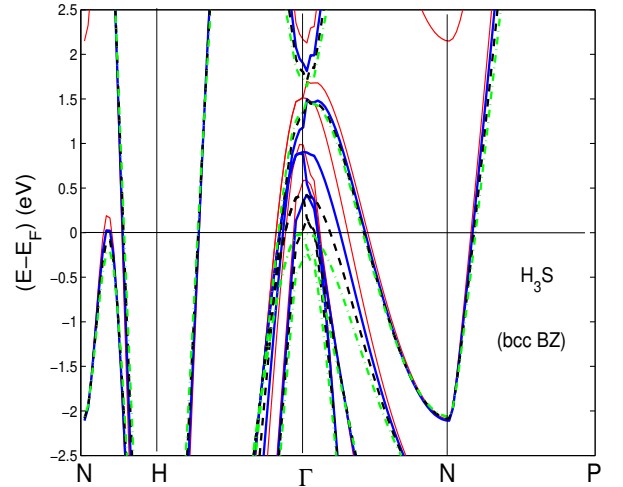


FIG. 10: (Color online) The variation of the band structure near the chemical potential plotted for the small bcc unit cell of one formula unit of H_3S (bcc BZ) as a function of the lattice constants between 5.4 and 6.2 a.u.. The colors of the bands correspond with different lattice parameters as in Fig. 9. The labels of symmetry points are as for bcc BZ.

band maximum which is associated with the vHs goes from -200 to +100 meV when a decreases from 6.2 to 5.6 a.u.. This gives a neck disrupting Lifshitz transition in the Fermi surface at 210 GPa where the neck disappears at low pressure in the N-H direction [20]. The Fermi surface neck appears at the point where the narrow peaks in the DOS crosses the chemical potential. Another band is seen to be approaching the chemical potential in Fig. 9 between X and M when the pressure goes up. However, this potential band crossing (which is not seen on a sym-

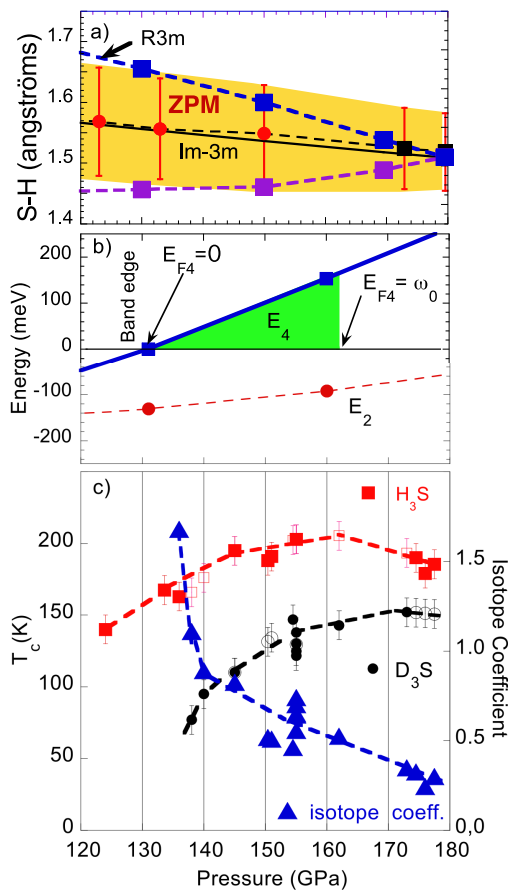


FIG. 11: (Color online) The upper panel *a* shows the S-H bond length in the pressure range between 120 and 180 GPa where without the hydrogen ZPM, the R3m structure was expected to be stable with the S-H bond splitting into a long (blue squares) and short (violet squares) sulfur-hydrogen bond. The amplitude of the calculated ZPM of the S-H bond is indicated by the red error bars [3, 4]. The S-H amplitude of the zero point motion, ZPM, is larger than the S-H splitting in the range 130-180 GPa therefore in this pressure range the ZPM stabilizes the $Im\bar{3}m$ structure [4] in agreement with experiments [2]. The panel *b* shows the Fermi energy E_{F4} in the small hole Fermi pocket at Γ as a function pressure. The top of this band crosses the chemical potential at 130 GPa giving the Lifshitz transition of type 1 for the appearing of a new Fermi surface. The position of the vHs E_2 remains below the chemical potential but it remains in the energy range of pairing interaction. Panel *c* shows the variation of the experimental isotope coefficient calculated from data in ref. [2] which shows a divergence from 0.3 at 180 GPa to 1.5 at 135 GPa, which is not predicted by the BCS theory. The critical temperature decreases toward zero with a decrease of about 60 K in a range of 30 GPa, between 160 GPa and 130 GPa which is not predicted by the BCS theory. Both phenomena are predicted by the general theory of multigap superconductivity near a Lifshitz transition [3, 4].

metry line in the band plots for the small bcc cell) will not reach E_F to make a FS pocket unless P is increased even more.

In the pressure range $120 < P < 160$ GPa, where the onset of superconductivity occurs followed by the rapid increase of the critical temperature there are Lifshitz transitions, of type 1, for the appearing of new Fermi surface spots at Γ . There are 3 bands pushed up by increasing pressure which cross the chemical potential and three small closed Fermi surfaces appear. In fact Fig. 9, Fig. 10, show that the tops of these bands at Γ are all above the chemical potential at the highest P while the tops of these 3 bands are below E_F at low P .

In Fig. 11 we have plotted in panel *a* the S-H bond length as a function of pressure and the amplitude of the calculated spread of this bond length due to the hydrogen zero point motion indicated by the red error bars. The USPEX theory [12, 13] predicts the second order phase transition from $Im\bar{3}m$ to R3m structure at 180 GPa where the sulfur atoms remain in the same sites of the bcc unit cell while hydrogen ions are frozen in one of the two minima of their double well potential due to the hydrogen bond like in ice structural transitions. On the contrary this transition is forbidden in the pressure range 120-180 GPa since the quantum zero point motion amplitude which is larger than the difference between the short and long hydrogen bonds expected in the R3m structure, Therefore the ZPM stabilizes the $Im\bar{3}m$ structure in the pressure range 130-180 GPa [3] in agreement with recent experiments [2].

The panel *b* in Fig. 11 shows the Fermi energy in the small hole Fermi pocket at Γ as a function pressure. The top of this band crosses the chemical potential for a pressure larger than 130 GPa. At this pressure the Lifshitz transition of type 1 for the appearing of a new Fermi surface occurs. In fact above 130 GPa a new small Fermi pocket appears at the Γ point of the Brillouin zone. The Fermi energy E_{F4} remains smaller than the energy cut off of the pairing interaction below 160 GPa. Therefore In the pressure range between 130 and 160 GPa the Migdal approximation breaks down for electron pairing in the small Fermi pocket at the Γ point of the Brillouin Zone.

Finally panel *c* of Fig. 11 shows the variation of the experimental isotope coefficient in this pressure range calculated by recent data [2] which shows a regular increase with decreasing pressure from 0.3 at 180 GPa to 1.5 at 135 GPa. The divergence of the isotope coefficient approaching the Lifshitz transition at 130 GPa is not predicted by the BCS theory using standard Migdal approximation and an effective single band but it is predicted in the frame of general theory of multigap superconductivity near a Lifshitz transition [4] This is supported by the decrease of the critical temperature of about 40 K in H_3S and of about 60 K in D_3S while in the BCS calculations the variation of the critical temperature over this 30 GPa range is predicted to be of the order of 10 K. In fact in the multigaps superconductors at a Lifshitz transition the critical temperature goes

toward zero (like at the Fano-Feshbach anti-resonance) at the appearing of a new n th Fermi surface where electrons in the n th band have zero energy $E_F n = 0$ at the band edge forming a BEC condensate, while the critical temperature has a maximum (Fano-Feshbach resonance) where the electrons have a Fermi energy of the order of the pairing energy forming a condensate in the BEC-BCS crossover [4].

Conclusions

In H_3S the onset and the maximum superconducting critical temperature, 203 K, are controlled by pressure, like in cuprates where the onset and the maximum value of the critical temperature 160 K is reached by tuning the lattice misfit strain at fixed doping [58].

The calculated band structure for an ordered H_3S lattice as a function of pressure clearly shows multiple Lifshitz transitions for appearing of new Fermi surface spots in the pressure range showing high T_c superconductivity, which together with quantum hydrogen zero point motion puts the system beyond the Migdal approximation.

New Fermi surface spots appear at the Γ point at 130 GPa pressure where the onset of the high critical temperature appears. It is possible that the appearing new Fermi surface spots drive the negative interference effect in the exchange interaction between multiple gaps [27] contributing to the suppression of the critical temperature [3]. This is supported by the isotope coefficient which diverges at 130 GPa reaching a value of 1.5 [3], see Fig. 11, well beyond the predictions of single band Eliashberg theory. The divergence of the isotope coefficient observed here has been already observed in cuprates [59, 60] providing a clear experimental indication for a unconventional superconductivity near a Lifshitz transition [4].

Increasing the pressure to 210 GPa a van Hove singularity crosses the chemical potential giving a Lifshitz transition for opening a neck. Moreover the vhs remains

near the chemical potential within the energy range of the energy cutoff for the pairing interaction over the full pressure range between 210 and 260 GPa. We show that the quantum zero point hydrogen fluctuations in a double well [3] typical of hydrogen bond and involving the T_{u2} phonon stretching mode, has strong effect on the electronic states near the Fermi level. The quantum hydrogen zero point motion, induces fluctuations of the 600 meV of the energy position of the vHs. The zero point amplitude of the S-H stretching mode, involving the T_{u2} phonon, stabilizes the $Im\bar{3}m$ structure in the pressure range 130-180 GPa and induces large fluctuations of the small Fermi surface pockets at Γ . In conclusion we have shown the presence of large displacement amplitudes of ZPM. Single phonon waves can be disturbed by lattice quantum zero point disorder [45] but superconductivity seems to resist to perturbations from ZPM in H_3S . On the other hand, it is also seen that the DOS peak at E_F seems to pass through E_F with the large zero point motion. Finally more work is needed to investigate the variation of the Fermi level E_F in different Fermi surfaces with different H isotopes which change the zero point motion amplitude.

Author contribution statement

"T. J. and A.B. wrote the main manuscript text and prepared figures. All authors reviewed the manuscript and contributed equally to the work"

Additional Information The authors declare that they have no competing financial interests.

How to cite this article: Jarlborg, T. and Bianconi, A. Breakdown of the Migdal approximation at Lifshitz transitions with giant zero-point motion in H_3S superconductor. Sci. Rep. 6, 24816; doi: 10.1038/srep24816 (2016)

-
- [1] Drozdov, A.P. et al. Conventional superconductivity at 203 K at high pressures. *Nature* **525**, 73 (2015)
 - [2] Einaga, M. et al. Crystal structure of 200 K-Superconducting phase of sulfur hydride system Preprint arXiv:1509.03156 (2015)
 - [3] Bianconi, A., Jarlborg, T. Superconductivity above the lowest Earth temperature in pressurized sulfur hydride. *EPL (Europhysics Letters)* **112**, 37001 (2015)
 - [4] Bianconi, A., Jarlborg, T. Lifshitz transitions and zero point lattice fluctuations in sulfur hydride showing near room temperature superconductivity. *Novel Superconducting Materials* **1**, 37; DOI:10.1515/nsm-2015-0006 (2015),
 - [5] Eremets, M. I., Trojan, I. A., Medvedev, S. A., Tse, J. S., Yao, Y. Superconductivity in Hydrogen Dominant Materials: *Silane Science* **319**, 1506 (2008)
 - [6] Drozdov, A. P., Eremets, M. I., Troyan, I. A. Superconductivity above 100 K in PH_3 at high pressures Preprint arXiv:1508.06224 (2015)
 - [7] Y. Li, et al. Pressure-stabilized superconductive yttrium hydrides, *Scientific Reports* **5**, 9948; DOI:10.1038/srep09948 (2015)
 - [8] Ashcroft, N.W. Symmetry and higher superconductivity in the lower elements. In Bianconi, A. (ed.) *Symmetry and Heterogeneity in High Temperature Superconductors*. vol. 214 of NATO Science Series II: Mathematics, Physics and Chemistry, **3-20** (Springer Netherlands, 2006).
 - [9] Babaev, E., Sudbo, A., Ashcroft, N.W. A superconductor to superfluid phase transition in liquid metallic hydrogen. *Nature* **431**, 666-668 (2004)
 - [10] Zurek, E., Hoffmann, R., Ashcroft, N. W., Oganov, A. R. and Lyakhov, A. O. A little bit of lithium does a lot for hydrogen. *Proceedings of the National Academy of*

- Sciences **106**, 17640-17643 (2009).
- [11] Li, Y., Hao J., Liu H., Li Y., Ma Y. The metallization and superconductivity of dense hydrogen sulfide The Journal of Chemical Physics **140**, 174712 (2014)
 - [12] Duan, D., et al. Pressure-induced metallization of dense $(\text{H}_2\text{S})_2\text{H}_2$ with high- T_c superconductivity. Sci. Rep. **4**, 6968; DOI:10.1038/srep06968 (2014).
 - [13] Duan, D., et al. Pressure-induced decomposition of solid hydrogen sulfide. Phys. Rev. B **91**, 180502 (2015).
 - [14] Li, Y. et al. Dissociation products and structures of solid H_2S at strong compression. Physical Review B **93**, 020103 (2016).
 - [15] Ishikawa, T. et al. Superconducting H_5S_2 phase in sulfur-hydrogen system under high-pressure. Scientific Reports **6**, 23160 (2016).
 - [16] Papaconstantopoulos, D., Klein, B. M., Mehl, M. J., Pickett, W. E. Cubic H_3S around 200 GPa: an atomic hydrogen superconductor stabilized by sulfur Phys. Rev. B **91**, 184511 (2015).
 - [17] Errea, I., et al. Hydrogen sulphide at high pressure: a strongly-anharmonic phonon-mediated superconductor Phys. Rev. Lett. **114**, 157004 (2015).
 - [18] Durajski, A. P., Szczesniak, R., Li Y. Non-BCS thermodynamic properties of H_2S superconductor, Physica C: Superconductivity and its Applications **515**, 1 - 6 (2015)
 - [19] Quan, Y., Pickett, W. E. van Hove singularities and spectral smearing in high temperature superconducting H_3S Physical Review B **93**, 104526 (2016).
 - [20] Flores-Livas, J. A., Sanna, A., Gross, E. K. U. High temperature superconductivity in sulfur and selenium hydrides at high pressure. The European Physical Journal B **89**, 1 (2016).
 - [21] Akashi, R., Kawamura, M., Tsuneyuki, S., Nomura, Y., Arita, R. First-principles study of the pressure and crystal-structure dependences of the superconducting transition temperature in compressed sulfur hydrides. Phys. Rev. B **91**, 224513 (2015)
 - [22] Ummarino, G.A., Gonnelli, R.S., Massida, S., Bianconi, A. Two-band Eliashberg equations and the experimental T_c of the diboride $\text{Mg}_{1-x}\text{Al}_x\text{B}_2$. Physica C: Superconductivity **407**, 121 (2004).
 - [23] Campi, G., et al. Study of temperature dependent atomic correlations in MgB_2 . The European Physical Journal B - Condensed Matter and Complex Systems, **52**, 15 (2006).
 - [24] Boeri, L., Cappelluti, E., Pietronero, L. Small Fermi energy, zero-point fluctuations, and nonadiabaticity in MgB_2 Physical Review B **71**, 012501 (2005).
 - [25] Innocenti D., et al., Resonant and crossover phenomena in a multiband superconductor: Tuning the chemical potential near a band edge. Phys. Rev. B **82**, 184528 (2010).
 - [26] Yildirim T., et al., Giant Anharmonicity and Nonlinear Electron-Phonon Coupling in MgB_2 : A Combined First-Principles Calculation and Neutron Scattering Study Physical Review Letters **87** 037001 (2001).
 - [27] Bianconi, A., Valletta, A. Perali, A., Saini, N.L. High T_c superconductivity in a superlattice of quantum stripes Solid State Communications **102**, 369 (1997).
 - [28] Bianconi, A. Feshbach shape resonance in multiband superconductivity in heterostructures. Journal of Superconductivity **18**, 625 (2005).
 - [29] Guidini, G., Perali, A. Band-edge BCS-BEC crossover in a two-band superconductor: physical properties and detection parameters. Supercond. Sci. Technol. **27**, 124002 (2014).
 - [30] Caivano, R., et al. Feshbach resonance and mesoscopic phase separation near a quantum critical point in multiband FeAs-based superconductors, Superconductor Science and Technology **22**, 014004 (2009).
 - [31] Bianconi, A., Quantum Materials: Shape Resonances in Superstripes Nature Physics **9**, 536 (2013).
 - [32] Bianconi, A., Poccia, N., Sboychakov, A. O., Rakhmanov, A. L., Kugel, K. I. Intrinsic arrested nanoscale phase separation near a topological Lifshitz transition in strongly correlated two-band metals. Superconductor Science and Technology **28**, 024005 (2015).
 - [33] Kugel, K., Rakhmanov, A., Sboychakov, A., Poccia, N., Bianconi, A. Model for phase separation controlled by doping and the internal chemical pressure in different cuprate superconductors. Physical Review B **78**, 165124 (2008).
 - [34] Bianconi, A., et al. Coexistence of stripes and superconductivity: T_c amplification in a superlattice of superconducting stripes Physica C: Superconductivity **341**, 1719 (2000).
 - [35] Bianconi, A. Superstripes Int. J. Mod. Phys. B **14**, 3289 (2000).
 - [36] Poccia, N., et al., Optimum inhomogeneity of local lattice distortions in $\text{La}_2\text{CuO}_{4+y}$ Proceedings of the National Academy of Sciences **109**, 15685 (2012).
 - [37] Campi, G., et al., Inhomogeneity of charge-density-wave order and quenched disorder in a high- T_c superconductor Nature **525**, 359 (2015).
 - [38] Capaz, R. B., Spataru, C. D., Tangney, P., Cohen, M. L., Louie, S. G. Temperature dependence of the band gap of semiconducting carbon nanotubes. Physical Review Letters **94**, 036801 (2005).
 - [39] Gonze, X., Boulanger, P., Ct, M. Theoretical approaches to the temperature and zero-point motion effects on the electronic band structure. Annalen der Physik **523**, 168-178 (2011).
 - [40] Cannuccia, E., Marini, A., Zero point motion effect on the electronic properties of diamond, trans-polyacetylene and polyethylene Eur. Phys. J. B **85**, 320 (2012).
 - [41] McKenzie, R.H., Wilkins, J.W., Lattice fluctuation disorder in quasi-one dimensional materials Phys. Rev. Lett. **69**, 1085 (1992).
 - [42] Jarlborg, T. Electronic structure and properties of pure and doped FeSi from ab initio local-density theory, Phys. Rev. B **59**, 15002 (1999).
 - [43] Jarlborg, T., Chudzinski, P., Giamarchi, T. Effects of thermal and spin fluctuations on the band structure of purple bronze Li_2MoO_4 Phys. Rev. B **85**, 235108 (2012).
 - [44] Jarlborg, T. Role of thermal disorder for magnetism and the transition in cerium: Results from density-functional theory Phys. Rev. B **89**, 184426 (2014).
 - [45] Jarlborg, T. Electronic structure and properties of superconducting materials with simple Fermi surfaces J. of Supercond. and Novel Magn., **28**, 1231 (2014)
 - [46] Barbiellini, B., Dugdale, S.B., Jarlborg, T. The EPMD-LMTO program for electron positron momentum density calculations in solids, Comput. Mater. Sci. **28**, 287 (2003).
 - [47] Jarlborg, T., Manuel A.A., Peter, M., Experimental and theoretical determination of the Fermi surface of V_3Si , Phys. Rev. B **27**, 4210 (1983).
 - [48] Jarlborg, T., Moroni, E. G., Grimvall, G. Transition in

- Ce from temperature-dependent band-structure calculations Phys. Rev. B **55**, 1288 (1997).
- [49] Moroni, E. G., Grimvall, G., Jarlborg, T. Free Energy Contributions to the hcp-bcc Transformation in Transition Metals, Phys. Rev. Lett. **76**, 2758 (1996).
 - [50] Jarlborg, T., Bianconi, A. Fermi surface reconstruction of superoxygenated La_2CuO_4 superconductors with ordered oxygen interstitials, Phys. Rev. B **87**, 054514 (2013).
 - [51] Pettifor, D. Theory of energy bands and related properties of 4d-transition metals. II. The electron-phonon matrix element, superconductivity and ion core enhancement, J. Phys. F: Metal Phys. **7**, 1009 (1977).
 - [52] Gaspari, G.D., Gyorffy, B.L. Electron-Phonon Interactions, d Resonances, and Superconductivity in Transition Metals, Phys. Rev. Lett. **28**, 801 (1972).
 - [53] Dacorogna, M., Jarlborg, T., Junod, A., Pelizzone, M., Peter, M. Electronic structure and low-temperature properties of $V(x)Nb(1-x)N$ alloys J. Low Temp. Phys. **57**, 629 (1984).
 - [54] Bauer, J., Han, J. E., Gunnarsson, O. Retardation effects and the Coulomb pseudopotential in the theory of superconductivity Phys. Rev. B **87**, 054507 (2013).
 - [55] Bennemann, K. H., Garland, J. W., in 'Superconductivity in d- and f-band Metals', Rochester 1971, Ed. A.H. Douglas (AIP New York, 1972), p. 103.
 - [56] Grimvall, G. *Thermophysical properties of materials* North-Holland (Amsterdam 1986).
 - [57] Jarlborg, T. A model of the T-dependent pseudogap and its competition with superconductivity in copper oxides, Solid State Commun. **151**, 639 (2011).
 - [58] Bianconi, A., Saini, N. L., Agrestini, S., Di Castro, D., Bianconi, G., The strain quantum critical point for superstripes in the phase diagram of all cuprate perovskites. International Journal of Modern Physics B **14**, 3342 (2000).
 - [59] Bussmann-Holder, A. et al. Isotope and interband effects in a multi-band model of superconductivity. New Journal of Physics **13**, 093009; DOI: 10.1088/1367-2630/13/9/093009 (2011).
 - [60] Perali, A., Innocenti, D., Valletta, A., Bianconi, A. Anomalous isotope effect near a 2.5 Lifshitz transition in a multi-band multi-condensate superconductor made of a superlattice of stripes. Superconductor Science and Technology **25**, 124002 (2012).
 - [61] How to cite this article: Jarlborg, T. and Bianconi, A. Breakdown of the Migdal approximation at Lifshitz transitions with giant zero-point motion in H_3S superconductor. Sci. Rep. 6, 24816; doi: 10.1038/srep24816 (2016)