

Hunting for planets in the HL Tau disk

L. Testi^{1,2}

ESO, Karl Schwarzschild str. 2, D-85748 Garching bei Muenchen, Germany

ltesti@eso.org

A. Skemer

Steward Observatory, University of Arizona, 933 N. Cherry Ave., Tucson, AZ 85721, USA

University of California, Santa Cruz, 1156 High Street, Santa Cruz, CA 95064, USA

Th. Henning

Max Planck Institute for Astronomie, Königstuhl 17, D-69117 Heidelberg, Germany

V. Bailey, D. Defrère, Ph. Hinz, J. Leisenring, A. Vaz

Steward Observatory, University of Arizona, 933 N. Cherry Ave., Tucson, AZ 85721, USA

S. Esposito

INAF-Osservatorio Astrofisico di Arcetri, Largo E. Fermi 5, I-50125 Firenze, Italy

A. Fontana

INAF-Osservatorio Astronomico di Roma, Monte Porzio, Italy

A. Marconi

Università degli Studi di Firenze, Dipartimento di Fisica e Astronomia, Firenze, Italy

M. Skrutskie

University of Virginia, 530 McCormick Road, Charlottesville, VA 22904, USA

C. Veillet

LBT Observatory, University of Arizona, 933 N. Cherry Ave., Tucson, AZ 85721, USA

Received _____; accepted _____

¹INAF-Osservatorio Astrofisico di Arcetri, Largo E. Fermi 5, I-50125 Firenze, Italy

²Excellence Cluster ‘Universe’, Boltzmann str. 2, D-85748 Garching bei Muenchen, Germany

ABSTRACT

Recent ALMA images of HL Tau show gaps in the dusty disk that may be caused by planetary bodies. Given the young age of this system, if confirmed, this finding would imply very short timescales for planet formation, probably in a gravitationally unstable disk. To test this scenario, we searched for young planets by means of direct imaging in the L'-band using the Large Binocular Telescope Interferometer mid-infrared camera. At the location of two prominent dips in the dust distribution at ~ 70 AU ($\sim 0''.5$) from the central star we reach a contrast level of ~ 7.5 mag. We did not detect any point source at the location of the rings. Using evolutionary models we derive upper limits of ~ 10 - $15 M_{Jup}$ at ≤ 0.5 - 1 Ma for the possible planets. With these sensitivity limits we should have been able to detect companions sufficiently massive to open full gaps in the disk. The structures detected at mm-wavelengths could be gaps in the distributions of large grains on the disk midplane, caused by planets not massive enough to fully open gaps. Future ALMA observations of the molecular gas density profile and kinematics as well as higher contrast infrared observations may be able to provide a definitive answer.

Subject headings: protoplanetary disks — planetdisk interactions — stars: individual (HL Tau)

1. Introduction

The protoplanetary disk surrounding the HL Tau young stellar object has been extensively studied in the past and was the first to be kinematically resolved (Sargent & Beckwith 1991, e.g.). The system is known to be very young with an envelope still accreting onto the disk (Hayashi et al. 1993; Men'shchikov et al. 1999, e.g.). The age has been estimated to be ≤ 1 Ma, and values as low as 0.2 Ma have been claimed in the literature (Guilloteau et al. 2011). With an estimated stellar mass of $\sim 0.7 M_{\odot}$ (Kenyon & Hartmann 1995; Close et al. 1997) and a total disk mass in the range ~ 0.1 - $0.15 M_{\odot}$ (Guilloteau et al. 2011; Kwon et al. 2011), the disk may be very close to being gravitationally unstable

The latest ALMA long baselines science verification results show a series of eccentric bright and dark rings (ALMA Partnership et al. 2015), which could be consistent with the presence of young protoplanets in the disk. The pair of dark rings named D5 and D6, some of the lowest optical depth ones in the ALMA image, have radii of ~ 65 and ~ 75 AU ($\sim 0.5''$) from the central star. These fall in the region of the disk predicted to be gravitationally unstable by (Kwon et al. 2011). If a planetary body is indeed responsible for opening the D5/D6 gaps, given the distance from the central star, disk properties and system age, the most likely formation route for such planets would be through gravitational instabilities (Helled et al. 2014). The possibility of the presence of planets formed by gravitational instabilities can thus be tested directly with large telescopes equipped with adaptive optics and thermal infrared diffraction limited cameras.

We used the Large Binocular Telescope Interferometer mid-infrared camera (LBTI/LMIRcam) to search for the presence of young giant planets within the disk of HL Tauri, specifically, but not exclusively at the location of the D5/D6 dark rings in the ALMA image. We describe the observations in Sec. 2, the results are presented and compared with model predictions in Sec. 3, our conclusions are summarized in Sec. 5.

HL Tauri is located in the Taurus molecular cloud and throughout this paper we will adopt the commonly used distance of 140 pc (Kenyon et al. 2008).

2. Observations

We observed HL Tau with the LBTI (Hinz et al. 2014) and its 1-5 μm , L/M Infrared Camera (Skrutskie et al. 2010; Leisenring et al. 2012, LMIRcam). LBTI/LMIRcam is used with the LBT’s dual deformable secondary adaptive optics (AO) systems (Esposito et al. 2011) either for interferometry, or for standard AO imaging. For the observations described in this paper, we used only one side of the LBT’s two 8.4 meter diameter primary mirrors for AO imaging. We observed HL Tau on UT November 7, 2014 and UT November 17, 2014 with the L’ (3.8 μm) filter, and on UT November 19, 2014 with the K_s (2.2 μm) filter. Seeing during these observations was measured by an on-site DIMM to be 1.0-2.0”, 0”8-1”1, and 0”7-0”9 respectively. The observations comprised 70, 44 and 47 minutes of data with 59, 63 and 59 degrees of parallactic angle rotation respectively.

HL Tau is R_~14 magnitudes, which is faint for most natural guide star AO systems, but the LBT AO system is more sensitive than other AO systems because it uses (a) a pyramid wavefront sensor and (b) on-chip detector binning to reduce read out noise level when operating with faint stars (Esposito & Riccardi 2001; Esposito et al. 2011). Another option would be to guide on XZ Tau, a 0”3 binary that is \sim 30” from HL Tau. At the time of our observations, XZ Tau was \sim 2 magnitudes brighter than HL Tau on the AO wavefront sensor. We used HL Tau as our guide-star for the November 7 observations, and then XZ Tau for the subsequent observations. Guiding on XZ Tau produced higher Strehl ratio images of HL Tau. However, isoplanatic effects stretched the HL Tau image in the direction of the guide-star.

We processed the images with the high-contrast optimization pipeline developed for the LBTI Exozodi Exoplanet Common Hunt survey (LEECH; Skemer et al. 2014; Maire et al. 2015). After basic infrared processing (nod-subtracting, registering, coadding), we model and subtract the star using angular differential imaging (ADI; Marois et al. 2006) and principle component analysis (PCA; Soummer et al. 2012; Amara & Quanz 2012). Our final Ks and L' images are shown in Figure 1. There is a clear fixed residual between the two images, which is scattered light from HL Tau's envelope, as processed by PCA, which self-subtracts (hence the negative residuals).

The structure of the scattered light envelope impacts our ability to search for point-source exoplanet companions. However, cool exoplanets are much redder than scattered starlight at these wavelengths (Ks-L' ~ 2 mag for COND/DUSTY models at our detection threshold; Baraffe et al. 2003; Chabrier et al. 2000), so a putative exoplanet would appear as a point source in the L' image, while being much fainter or undetectable in the Ks image. To search for red companions, we subtract the Ks image from the L' image¹, scaled so that the scattered light envelope is suppressed as much as possible. We optimize the overall scaling and the number of principle components used to subtract the stellar PSF at every radius, as described in detail in Maire et al. (2015) and briefly described in the following. Artificial point sources are inserted into the original data, one-by-one, at 8 different azimuths per radius. For each artificial point source we run our PCA star subtraction code, iteratively adjusting the brightness of the artificial planet until it reaches 5 times the standard deviation of a diffraction limit size smoothed annulus at the same radius. The number of principle components that gives the faintest 5-sigma artificial planets is used to produce the final L' image (Figure 2). The average magnitude of the 5-sigma artificial planets at each radius is plotted as our contrast curve (Figure 3).

¹This is analogous to simultaneous differential imaging (Racine et al. 1999).

3. Results

In Figure 2 we show as blue ellipses the location of the highest contrast dark rings in the ALMA images: D1, D2, D5 and D6, as defined by ALMA Partnership et al. (2015). We also show the location of HL Tau with a red star, and the position of the unconfirmed protoplanet reported by Greaves et al. (2008, green circle). The inner masked region has a radius of $\sim 0.''18$. We do not detect any point source in the image, however this has to be interpreted with caution as the point source sensitivity is a strong function of the distance from the central star.

In Figure 3 we show the computed 5σ contrast limit for a point source detection in the image of Figure 2 (see Sect. 2). The minimum contrasts for detection are approximately ~ 4.5 magnitudes at the location of D2 ($\sim 0.''2$), ~ 7.5 at the location of D5 and D6 ($\sim 0.''5$), and exceeding 10 beyond $\sim 0.''85$ (~ 120 AU). At the location of the candidate protoplanet reported by Greaves et al. (2008), the contrast limit for detection is ~ 7 . To convert these contrast levels in an absolute magnitude limit we need an estimate of the L' magnitude of the star. Seeing limited L-band photometry is available (e.g. Kenyon & Hartmann 1995), but the source has a significant extended component that is well resolved in our high angular resolution images.

Close et al. (1997) estimated that the compact component of the emission in their $0.''2$ resolution images is approximately 0.6 magnitudes fainter than the total emission at K' . Assuming a similar ratio for the L' band and using the (K-L) color from Kenyon & Hartmann (1995), we estimate an absolute magnitude of $L \sim 0.5$ for the central point source. To obtain the intrinsic absolute magnitudes, we additionally need an estimate of the extinction. The extinction towards HL Tau has been quoted in the range 7-24 in the V band (e.g. Close et al. 1997). Using the extinction law of (Rieke & Lebofsky 1985) this corresponds to 0.4-1.3 magnitudes in L' . Here we will use a value of ~ 1 , which need to




Fig. 1.— LBTI K_s and L' images of the HL Tau system (the star is hidden by the central mask). Scattered light emission from the disk and envelope is visible. The stellar PSF has been modeled and subtracted.

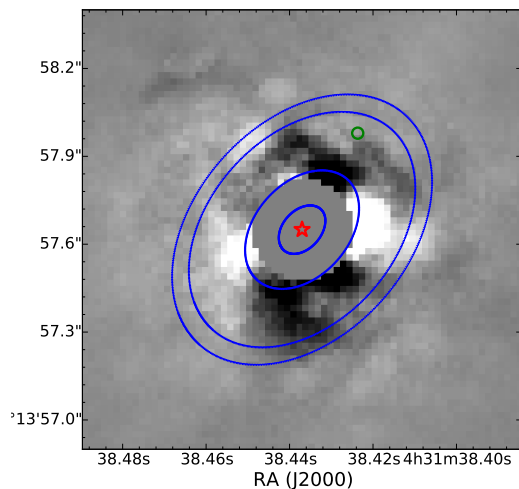


Fig. 2.— LBTI L' image of the HL Tau system (the star is hidden by the central mask), with scattered light emission mitigated as described in the text. No point source is detected in the image. The red cross marks the position of the young star. The green circle shows the position of the unconfirmed protoplanet reported by Greaves et al. (2008). The blue ellipses mark the position of the highest contrast dark rings in the ALMA image (D1, D2, D5 and D6, as defined in ALMA Partnership et al. 2015).

be subtracted to the limits derived above. Note that in this procedure we are neglecting the possible extinction provided by the disk material, which implies that the limits we are deriving strictly apply only to planets that have completely cleared a gap in the disk dust distribution.

Our final estimate of the L' intrinsic absolute magnitude for the unresolved component in the HL Tau system is thus ~ -0.5 mag. We will use this value to estimate the absolute magnitudes that correspond to our sensitivity limits, by adding the value to the contrast plotted in Figure 3. The three sources of uncertainty on this estimate are the fraction of extended emission, the exact extinction value, and the possible photometric variability of the central star. To estimate the latter, we checked the WISE data base and found a peak-to-peak variation of ~ 0.4 mag². Considering all these factors, we estimate an overall uncertainty of ~ 0.5 mag.

To convert the absolute magnitudes in an estimate of the planetary companion masses, we used the evolutionary tracks of Baraffe et al. (2008, 2015). As discussed by several authors, the evolutionary tracks are very uncertain at young ages, as the initial conditions of protoplanets may depend on the formation scenario (see the discussion in Baraffe et al. 2010). Planets forming via core accretion may be expected to have cooler initial conditions, leading to smaller radii and fainter magnitudes for the same mass as compared to the canonical evolutionary tracks (Marley et al. 2007). The recent analysis by Marleau & Cumming (2014) has shown that few directly imaged exoplanets at large radii have physical parameters consistent with warm initial conditions. Their results rule out cold initial conditions for the exoplanets in the HR 8799, 2MASS J12073346–3932539, and β Pictoris

²The WISE photometry is uncertain as HL Tau is in the saturated sources regime; the source has measured magnitudes in the range 5.0-5.4 in the WISE W1 band over a period of 200 days

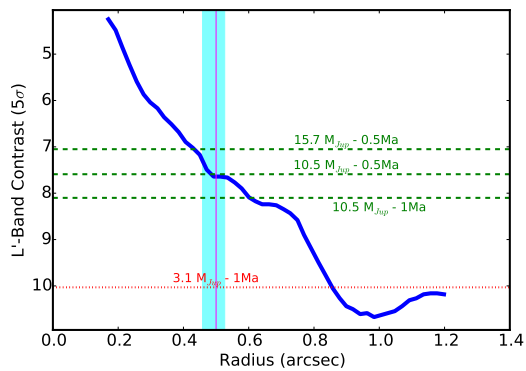


Fig. 3.— L' contrast as a function of angular distance from HL Tau. The blue line shows the 5σ detection limit for point sources computed from the image shown in Figure 2. The vertical cyan band marks the approximate location of the D5/D6 rings in the ALMA image. The dotted red line shows the expected emission level for a $3.1 M_{Jup}$ planet, assuming an age of 1 Ma and the evolutionary tracks of Baraffe et al. (2008). The three green dashed lines show the expected emission for $10.5 M_{Jup}$ at 0.5 and 1 Ma and $\sim 15.7 M_{Jup}$ at 0.5 Ma, as labeled, using the evolutionary tracks of Baraffe et al. (2015). See text for details.

systems. Warm initial conditions are thus confirmed for giant planets at large distances from the central star, and potentially also for planets formed via core accretion (as it may be the case for β Pic b). In our case, given the young age of the system, the fact that the disk appears to be marginally unstable, and the large distances from the star we are probing with our observations, it is most likely that any large planet would have been formed via gravitational instability, rather than core accretion. We thus expect that the upper limits on the planetary masses derived from evolutionary tracks with warm initial conditions will be the most appropriate. The earliest ages for which the tracks are tabulated is 1 Ma in Baraffe et al. (2008) and 0.5 Ma in Baraffe et al. (2015, note that these authors have $\sim 10 M_{Jup}$ as the lowest mass for their computations). As the system is believed to be younger than 0.5-1 Ma, and the possible companions even younger, it is likely that the 5σ upper limits that we derive are conservative.

We report the results of our analysis in Figures 3 and 4. In Figure 3 we show the contrast predicted by evolutionary tracks for four different set of parameters: planets with masses ~ 3 and $\sim 16 M_{Jup}$ at 1 Ma age from Baraffe et al. (2008) and $\sim 16 M_{Jup}$ at 0.5 Ma and $\sim 10.5 M_{Jup}$ at 0.5 and 1 Ma from Baraffe et al. (2015). Given the expected age of the system, and considering a 0.5 mag uncertainty in the absolute magnitude value due to the uncertainties discussed above, planets more massive than ~ 10 - $15 M_{Jup}$ should be detected if present at the location of the D5/D6 rings and at larger distances in the disks. In Figure 4 we show how planetary evolutionary tracks for 10 and $15.7 M_{Jup}$ compare with our 5σ detection limits at 70 AU. For completeness, we also show a track for $3.1 M_{Jup}$ and the contrast limit at 120 AU, suggesting that it would be detectable in the outer disk. Nevertheless, such a planet would most likely be unable to clear a full gap in the disk and would suffer a higher extinction than our estimate (see below).

4. Discussion

Using a fiducial disk model around a $\sim 1 M_{\odot}$ mass star, with a temperature profile on the midplane $T(r) = 300 \text{ K} \times (r/1 \text{ AU})^{0.5}$ and a viscosity parameter $\alpha = 0.01$, we can use the formula provided in Baruteau et al. (2014) for the gap opening criterion derived by Crida et al. (2006) to estimate the minimum mass for a planet to carve a gap in the disk. The comparison of these results with our planetary mass upper limits are shown in Figure 5. At $\sim 70 \text{ AU}$ from the star, our upper limits are comparable to the minimum mass derived using the Crida et al. (2006) criterion, depending on the exact age of the planets. In our analysis we have assumed an age range of 0.5-1.0 Ma for the possible planets (based on the estimated age for the star), but these would most certainly be upper limits to the age of planets. Our estimated planetary mass upper limits are thus conservative, as younger planets would be brighter. Malik et al. (2015) have recently examined the gap opening effectiveness of giant planets undergoing migration in disks, and found that planets significantly above the Crida et al. (2006) criterion may still be unable to open a gap. In particular, a $15 M_{Jup}$ planet in all their simulations were unable to open a gap in the outer disk. In addition, we note that the planetary mass required to open a gap in the disk is a very strong function of the disk viscosity, for gravitationally unstable disks larger values of α may be appropriate.

We do not detect planets at the location of the D5/D6 gaps detected by ALMA, down to the mass limits that would be expected for companions with the ability to fully clear a gap. Nevertheless, there are still possible alternatives, that involve the presence of planets, that are still plausible for the HL Tau disk. The ALMA observations reported by ALMA Partnership et al. (2015) are mostly sensitive to the distribution of the millimetre size grains. Zhu et al. (2014) have shown that even very small planetary cores are capable of creating disturbances in the gas distribution that are sufficient to efficiently trap the large grains. Dipierro et al. (2015) analyzed in more detail the case of HL Tau and showed

that planets as small as $\sim 0.2 - 0.5 M_{Jup}$ may be able to explain the ALMA observations. Relatively small giant planets, smaller than our detection limit, could thus be present in the disk and produce the effects observed by ALMA, if the disk viscosity is very low. For disk parameters very similar to those of HL Tau, Boss (2011) has shown that $\sim 5 M_{Jup}$ planets could form at 70 AU through disk gravitational instabilities. Such planets, if formed very early in the disk and if they have not migrated significantly in the following 0.5-1 Ma, may have escaped our detection and, while being unable to carve proper gaps in the gaseous disk, would have a sufficient mass to produce the observed confinement of the millimeter size grains.

5. Conclusions

We have searched for possible young giant planets in the HL Tau disk using the LBTI. We do not detect point sources within the disk, in the parameter range probed by our observations. More specifically, no companions with mass above $\sim 10-15 M_{Jup}$ and age $\leq 0.5 - 1$ Ma is detected at the location of the gap detected by ALMA in the dust emission at ~ 70 AU from the star, under the assumption that such planet would have mostly cleared a gap in the vertical disk dust distribution.

Our limits imply that large planets capable of opening a full gap in the gaseous disk at ~ 70 AU cannot be the explanation for the observed distribution of dust grains as observed with ALMA. If planets are present in the HL Tau disk they are relatively small giant planets that have not opened a full gap in the disk. This conclusion is consistent with recent theoretical analysis (e.g. Dipierro et al. 2015).

There are two obvious observational avenues to further constraint the origin of the large grains confinement in HL Tau: constrain the gas distribution and properties (e.g.

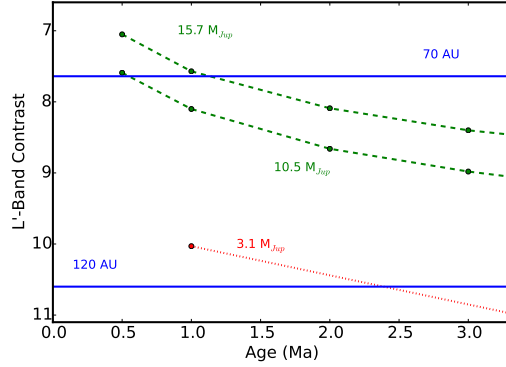


Fig. 4.— Contrast as a function of age for young planets with masses $3.1 M_{Jup}$ from Baraffe et al. (2008, red circles and dotted lines), and 10.5 and $15.7 M_{Jup}$ from Baraffe et al. (2015, green circles and dashed lines), with the assumptions discussed in the text. Blue horizontal lines show the 5σ detection limits for point sources at 70 and 120 AU as derived from Figure 3.

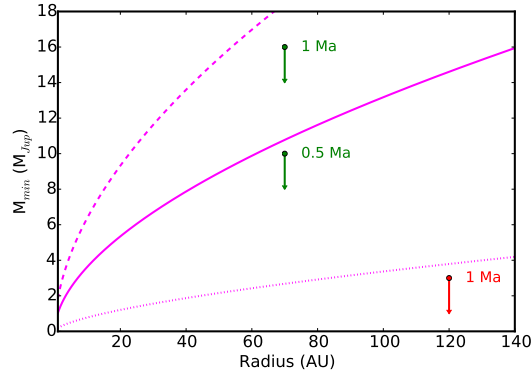


Fig. 5.— Gap opening criterion for the fiducial disk model discussed in the text, derived using the formula in Baruteau et al. (2014), shown as a full magenta line for the reference viscosity value ($\alpha = 0.1$). Dotted and dashed lines show the effect of reducing ($\alpha = 0.001$) or increasing ($\alpha = 0.2$) the viscosity. The 5σ upper limits for 0.5 and 1 Ma at 70 AU derived from our observations are shown as green symbols, respectively. For completeness we also show our limit for 1 Ma at 120 AU (red symbol). See text for details.

viscosity) and improve on our planet detection limits. The former can be attempted with ALMA, although the results of the Science Verification observations show that it will require to find tracers less affected by the envelope emission and a substantial investment of observing time. To completely exclude the presence of giant planets formed by gravitational instabilities at the location of the D5/D6 dark rings, will require an improvement of $\sim 3\text{-}4$ mag in the contrast at $\sim 0''.5$ from the central star.

We thank the LBT Observatory director and staff for the flexibility in scheduling this project and for supporting the observations. This publication makes use of data products from the Wide-field Infrared Survey Explorer, which is a joint project of the University of California, Los Angeles, and the Jet Propulsion Laboratory/California Institute of Technology, funded by the National Aeronautics and Space Administration. The LBT is an international collaboration among institutions in the United States, Italy and Germany. LBT Corporation partners are: The University of Arizona on behalf of the Arizona university system; Istituto Nazionale di Astrofisica, Italy; LBT Beteiligungsgesellschaft, Germany, representing the Max-Planck Society, the Astrophysical Institute Potsdam, and Heidelberg University; The Ohio State University, and The Research Corporation, on behalf of The University of Notre Dame, University of Minnesota and University of Virginia. A.S is supported by the National Aeronautics and Space Administration through Hubble Fellowship grant HSTHF2-51349 awarded by the Space Telescope Science Institute, which is operated by the Association of Universities for Research in Astronomy, Inc., for NASA, under contract NAS 5-26555. Development of the LEECH high-contrast imaging pipeline is funded by the NASA Origins of Solar Systems Program, grant NNX13AJ17G. The Large Binocular Telescope Interferometer is funded by the National Aeronautics and Space Administration as part of its Exoplanet Exploration program. LMIRcam is funded by the National Science Foundation through grant NSF AST-0705296. This work was

partly supported by the Italian Ministero dell' Istruzione, Università e Ricerca through the grant Progetti Premiali 2012 – iALMA (CUP C52I13000140001).

REFERENCES

- ALMA Partnership, Brogan, C. L., Perez, L. M., et al. 2015, ArXiv e-prints, arXiv:1503.02649
- Amara, A., & Quanz, S. P. 2012, MNRAS, 427, 948
- Baraffe, I., Chabrier, G., & Barman, T. 2008, A&A, 482, 315
- . 2010, Reports on Progress in Physics, 73, 016901
- Baraffe, I., Chabrier, G., Barman, T. S., Allard, F., & Hauschildt, P. H. 2003, A&A, 402, 701
- Baraffe, I., Homeier, D., Allard, F., & Chabrier, G. 2015, ArXiv e-prints, arXiv:1503.04107
- Baruteau, C., Crida, A., Paardekooper, S.-J., et al. 2014, Protostars and Planets VI, 667
- Boss, A. P. 2011, ApJ, 731, 74
- Chabrier, G., Baraffe, I., Allard, F., & Hauschildt, P. 2000, ApJ, 542, 464
- Close, L. M., Roddier, F., J. Northcott, M., Roddier, C., & Elon Graves, J. 1997, ApJ, 478, 766
- Crida, A., Morbidelli, A., & Masset, F. 2006, Icarus, 181, 587
- Dipierro, G., Price, D., Laibe, G., et al. 2015, MNRAS, 453, L73
- Esposito, S., & Riccardi, A. 2001, A&A, 369, L9
- Esposito, S., Riccardi, A., Pinna, E., et al. 2011, in Society of Photo-Optical Instrumentation Engineers (SPIE) Conference Series, Vol. 8149, Society of Photo-Optical Instrumentation Engineers (SPIE) Conference Series, 2

- Greaves, J. S., Richards, A. M. S., Rice, W. K. M., & Muxlow, T. W. B. 2008, *MNRAS*, 391, L74
- Guilloteau, S., Dutrey, A., Piétu, V., & Boehler, Y. 2011, *A&A*, 529, A105
- Hayashi, M., Ohashi, N., & Miyama, S. M. 1993, *ApJ*, 418, L71
- Helled, R., Bodenheimer, P., Podolak, M., et al. 2014, *Protostars and Planets VI*, 643
- Hinz, P., Bailey, V. P., Defrère, D., et al. 2014, in *Society of Photo-Optical Instrumentation Engineers (SPIE) Conference Series*, Vol. 9146, *Society of Photo-Optical Instrumentation Engineers (SPIE) Conference Series*, 0
- Kenyon, S. J., Gómez, M., & Whitney, B. A. 2008, *Low Mass Star Formation in the Taurus-Auriga Clouds*, ed. B. Reipurth, 405
- Kenyon, S. J., & Hartmann, L. 1995, *ApJS*, 101, 117
- Kwon, W., Looney, L. W., & Mundy, L. G. 2011, *ApJ*, 741, 3
- Leisenring, J. M., Skrutskie, M. F., Hinz, P. M., et al. 2012, in *Society of Photo-Optical Instrumentation Engineers (SPIE) Conference Series*, Vol. 8446, *Society of Photo-Optical Instrumentation Engineers (SPIE) Conference Series*, 4
- Maire, A.-L., Skemer, A. J., Hinz, P. M., et al. 2015, *A&A*, 576, A133
- Malik, M., Meru, F., Mayer, L., & Meyer, M. 2015, *ApJ*, 802, 56
- Marleau, G.-D., & Cumming, A. 2014, *MNRAS*, 437, 1378
- Marley, M. S., Fortney, J. J., Hubickyj, O., Bodenheimer, P., & Lissauer, J. J. 2007, *ApJ*, 655, 541
- Marois, C., Lafrenière, D., Doyon, R., Macintosh, B., & Nadeau, D. 2006, *ApJ*, 641, 556

- Men'shchikov, A. B., Henning, T., & Fischer, O. 1999, *ApJ*, 519, 257
- Racine, R., Walker, G. A. H., Nadeau, D., Doyon, R., & Marois, C. 1999, *PASP*, 111, 587
- Rieke, G. H., & Lebofsky, M. J. 1985, *ApJ*, 288, 618
- Sargent, A. I., & Beckwith, S. V. W. 1991, *ApJ*, 382, L31
- Skemer, A. J., Hinz, P., Esposito, S., et al. 2014, in *Society of Photo-Optical Instrumentation Engineers (SPIE) Conference Series*, Vol. 9148, Society of Photo-Optical Instrumentation Engineers (SPIE) Conference Series, 0
- Skrutskie, M. F., Jones, T., Hinz, P., et al. 2010, in *Society of Photo-Optical Instrumentation Engineers (SPIE) Conference Series*, Vol. 7735, Society of Photo-Optical Instrumentation Engineers (SPIE) Conference Series, 3
- Soummer, R., Pueyo, L., & Larkin, J. 2012, *ApJ*, 755, L28
- Zhu, Z., Stone, J. M., Rafikov, R. R., & Bai, X.-n. 2014, *ApJ*, 785, 122