

Saturation of the f -mode instability in neutron stars

I. Theoretical framework

Pantelis Pnigouras and Kostas D. Kokkotas

Theoretical Astrophysics, IAAT, Eberhard-Karls University of Tübingen, 72076 Tübingen, Germany

(Dated: March 3, 2024)

The basic formulation describing quadratic mode coupling in rotating Newtonian stars is presented, focusing on polar modes. Due to the Chandrasekhar-Friedman-Schutz mechanism, the f -mode (fundamental oscillation) is driven unstable by the emission of gravitational waves. If the star falls inside the so-called instability window, the mode's amplitude grows exponentially, until it is halted by nonlinear effects. Quadratic perturbations form three-mode networks inside the star, which evolve as coupled oscillators, exchanging energy. Coupling of the unstable f -mode to other (stable) modes can lead to a parametric resonance and the subsequent saturation of its amplitude, thus suppressing the instability. The saturation point determines the amplitude of the gravitational-wave signal obtained from an individual source, as well as the evolutionary path of the latter inside the instability window.

PACS numbers: 04.30.Db, 04.40.Dg, 97.10.Sj, 97.60.Jd

I. INTRODUCTION

With a mass of the order of the solar mass and a radius of about 10 km, neutron stars constitute nature's high-energy laboratories, from which the behavior of matter at such extreme conditions could be deduced. The neutron star equation of state is yet to be determined and remains one of the most significant questions in astrophysics. The serendipitous discovery of the first pulsar by Hewish and Bell in 1967 signified the onset of neutron star astronomy, which has provided some constraints for the masses, the radii, and the rotation periods of neutron stars.

Nevertheless, these observations are not enough to infer the equation of state. A method that could be used to further probe neutron stars is asteroseismology, namely, the study of stellar oscillations [1, 2]. Especially after the realization that stellar oscillations can be driven unstable by the emission of gravitational radiation [3, 4], the field of *gravitational wave asteroseismology* was developed rapidly; detection of gravitational waves from nonradial stellar oscillations could provide information about the neutron star interior [5–9].

The Chandrasekhar-Friedman-Schutz (CFS) instability, however, grows on long time scales and, to make things worse, it is suppressed by viscosity [10, 11]. For the f -modes, which are the fundamental oscillations of the star and the best gravitational wave emitters, this leaves only a small portion of the parameter space, where the instability is active. In the late 1990s, it was realized that another class of oscillations, the r -modes, is unstable for a much larger parameter range [12–16]. The r -modes are related to horizontal motions of the fluid, much like Rossby waves in the Earth's atmosphere and oceans, and exist only in rotating stars [17]. Moreover, they have shorter growth times, compared to the f -modes. As a result, the r -mode instability was considered as the most promising gravitational wave source.

Consequent studies on the r -mode instability naturally raised the question of the maximum amplitude that the

oscillation can attain, before it is halted by nonlinear effects. Coupling of the unstable r -mode to other modes of the star can work as an energy drain and saturate the instability. The results of these studies were quite disappointing, from a gravitational-wave-detection point of view: the r -mode saturation amplitude is, in fact, quite lower than expected, or, at least, hoped [18–21].

Determining the saturation amplitude of the unstable r -mode is also important for neutron star evolution. Whether the star is newborn or a member of a low-mass x-ray binary system (LMXB), its evolution depends on the value of the saturation amplitude [22, 23]. When the star enters the instability region, it loses angular momentum, due to gravitational wave emission, which could possibly explain the upper limit in the observed neutron star rotational frequencies [14, 24–27] (about 700 Hz [28]).

Even though the r -mode instability is active in a much larger part of the parameter space, the f -mode instability could still be significant, especially for newborn neutron stars. Furthermore, the fact that the r -mode saturation amplitude is not expected to be high renders the study of the f -mode quite important: if the f -mode is not saturated at such low amplitudes, then it could be a possible gravitational wave source and, thus, provide much information about the neutron star equation of state. Up until now, the evolution of the f -mode instability in the nonlinear regime has been performed only via hydrodynamic simulations [29–31]. However, since the growth time of the instability is, in general, quite long, it is very hard for nonlinear simulations to track the mode evolution for such a long time.

Recent work [32] suggests that, should the f -mode saturate at reasonably high amplitudes, the gravitational wave signal from a source in the Virgo cluster, undergoing the f -mode instability, could be detectable by the Einstein Telescope. A more promising source is related to supramassive configurations (exceeding the maximum mass of a nonrotating star), which could be the outcome

of a neutron star merger. Such stars would be stable only for rotation rates close to the Kepler limit (mass-shedding limit). The f -mode instability is expected to grow really quickly in these objects and the gravitational wave signal could even reach the sensitivity of Advanced LIGO, with a quite promising event rate [33].

As opposed to the r -mode, where the oscillation comprises horizontal fluid motions, the f -mode is dominated by a radial component and large-scale density variations, which makes it a more efficient gravitational wave emitter. However, the so-called instability window is much smaller for the f -mode. This is a region in the “temperature-rotation rate” plane, where the instability is not suppressed by viscous effects. By expanding a perturbation in its multipole moments (described by the spherical harmonics Y_l^m) we see that higher multipoles become unstable at lower rotation rates. On the other hand, lower multipoles emit gravitational waves more efficiently, but might not become unstable at all. The instability window of the $l = m = 2$ f -mode is significant only for models with quite stiff equations of state, whereas $l = m = 3$ and 4 f -modes have larger windows, but might not grow very fast.

Applying the same methodology as for the r -mode, we can determine the amplitude at which the f -mode instability is saturated by nonlinear effects. This work has been divided into two parts. In the first part, included in the present paper, we will present the theoretical framework of the problem. Its application to various stellar models will be presented in a subsequent paper.

The paper is organized as follows: in Sec. II we present the formalism that gives rise to the various oscillation modes in the star, using linear perturbations. We discuss the method with which one can acquire the oscillation spectrum in the nonrotating limit, and then we add rotation in a perturbative way (slow-rotation approximation) and present its main implications. In Sec. III we give a short overview of the CFS instability and how it is manifested in the f -mode. In Sec. IV we review the formalism which describes quadratic perturbations and derive the conditions under which coupled-mode networks can arise. Furthermore, these networks are subjected to a stability analysis, which determines whether saturation can be achieved by the system or not. Derivations of several formulas in this section are addressed in Appendices. In Appendix A we derive the equations of motion, including quadratic perturbations, whereas in Appendix B we give the expression for the three-mode coupling coefficient. Appendix C contains a study of a coupled three-mode network, using the multiscale method, as well as the details of the stability analysis mentioned above. Finally, Sec. V concludes the paper with some discussion.

II. THE OSCILLATION MODES—LINEAR PERTURBATION SCHEME

Stellar oscillation modes can be divided in two general categories: *polar* (or *spheroidal*) modes and *axial* (or *toroidal*) modes. Expanding the displacement vector field of an arbitrary perturbation in vector spherical harmonics, we get

$$\xi(r, \theta, \phi) = \sum_l \sum_{m=-l}^l [W_l^m(r) Y_l^m(\theta, \phi) \mathbf{e}_r + V_l^m(r) \nabla Y_l^m(\theta, \phi) + U_l^m(r) \mathbf{e}_r \times \nabla Y_l^m(\theta, \phi)], \quad (2.1)$$

where (r, θ, ϕ) are the spherical polar coordinates, $(\mathbf{e}_r, \mathbf{e}_\theta, \mathbf{e}_\phi)$ is the orthonormal basis, and Y_l^m are the spherical harmonics. Then

- polar modes: $U_l^m = 0$
 - axial modes: $V_l^m = W_l^m = 0$
- as $\Omega \rightarrow 0$,

Ω being the stellar rotation rate. f -modes, as well as p - (acoustic waves) and g -modes (gravity waves), are examples of polar modes. They constitute the “regular” mode spectrum of a star and have finite frequencies in the nonrotating limit. r -modes, on the other hand, are axial and become trivial in the nonrotating limit, where their frequencies vanish (for a detailed presentation of oscillation modes, cf. for instance, Refs. [1, 2]). The picture above slightly changes in the case of zero-buoyancy stars. g -modes, which are caused by the presence of buoyancy, become trivial too. The result of this “mixture” of trivial modes (r - and g -modes) is another class of modes, called *hybrid* modes, which have both polar and axial components in the nonrotating limit. In the special case where $l = m$ one obtains the “classical” r -modes, which are purely axial [34].

Assuming a star which is uniformly rotating with an angular velocity Ω , the fluid equations, in the frame rotating with the star, are

$$\frac{\partial \rho}{\partial t} + \nabla \cdot (\rho \mathbf{v}) = 0, \quad (2.2)$$

$$\frac{\partial \mathbf{v}}{\partial t} + (\mathbf{v} \cdot \nabla) \mathbf{v} + 2\Omega \times \mathbf{v} + \Omega \times (\Omega \times \mathbf{r}) = -\frac{\nabla p}{\rho} - \nabla \Phi, \quad (2.3)$$

and

$$\nabla^2 \Phi = 4\pi G \rho, \quad (2.4)$$

where ρ is the density, p the pressure, \mathbf{v} the velocity, Φ the gravitational potential and G the gravitational constant. The system above has to be supplemented with an equation of state $p = p(\rho, \mu)$, where μ usually corresponds to entropy or composition and depends on the density. By considering “small” perturbations imposed

on the equilibrium state, these equations are written as

$$\frac{\partial \delta \rho}{\partial t} + \nabla \cdot (\rho \delta \mathbf{v}) = 0, \quad (2.5)$$

$$\frac{\partial \delta \mathbf{v}}{\partial t} + 2\boldsymbol{\Omega} \times \delta \mathbf{v} = -\frac{\nabla \delta p}{\rho} + \frac{\nabla p}{\rho^2} \delta \rho - \nabla \delta \Phi, \quad (2.6)$$

$$\nabla^2 \delta \Phi = 4\pi G \delta \rho, \quad (2.7)$$

and

$$\frac{\Delta p}{p} = \Gamma_1 \frac{\Delta \rho}{\rho} + \left(\frac{\partial \ln p}{\partial \ln \mu} \right)_\rho \frac{\Delta \mu}{\mu}, \quad (2.8)$$

where

$$\Gamma_1 = \left(\frac{\partial \ln p}{\partial \ln \rho} \right)_\mu. \quad (2.9)$$

In the equations above δ denotes a Eulerian perturbation and Δ corresponds to a Lagrangian perturbation. The former monitors changes in a particular point in space, whereas the latter refers to changes in a given fluid element. The two are related by $\Delta f = \delta f + (\boldsymbol{\xi} \cdot \nabla) f$, where $\boldsymbol{\xi}$ is the Lagrangian displacement of the fluid element [1, 35].

By definition, $\Delta \mathbf{v} = d\boldsymbol{\xi}/dt = \dot{\boldsymbol{\xi}} + (\mathbf{v} \cdot \nabla) \boldsymbol{\xi}$, but, since $\mathbf{v} = \mathbf{0}$ in the background, $\Delta \mathbf{v} = \dot{\boldsymbol{\xi}} = \delta \mathbf{v}$. Then, the perturbed Euler equation (2.6) can be written as [35]

$$\ddot{\boldsymbol{\xi}} + \mathcal{B}(\dot{\boldsymbol{\xi}}) + \mathcal{C}(\boldsymbol{\xi}) = \mathbf{0}, \quad (2.10)$$

where

$$\mathcal{B}(\boldsymbol{\xi}) = 2\boldsymbol{\Omega} \times \boldsymbol{\xi}, \quad (2.11)$$

and

$$\mathcal{C}(\boldsymbol{\xi}) = \frac{\nabla \delta p}{\rho} - \frac{\nabla p}{\rho^2} \delta \rho + \nabla \delta \Phi. \quad (2.12)$$

Operator \mathcal{C} can be written in terms of $\boldsymbol{\xi}$ by using Eqs. (2.5), (2.7), and (2.8) to replace the perturbations $\delta \rho$, $\delta \Phi$, and δp , respectively (cf. for example, Sec. II B in Ref. [18], or Sec. 2.1 in Ref. [35]).

Seeking solutions of the form $\boldsymbol{\xi}(\mathbf{r}, t) = \boldsymbol{\xi}(\mathbf{r}) e^{i\omega t}$, where ω denotes the frequency of a mode in the corotating frame, Eq. (2.10) is written as

$$-\omega^2 \boldsymbol{\xi} + i\omega \mathcal{B}(\boldsymbol{\xi}) + \mathcal{C}(\boldsymbol{\xi}) = \mathbf{0}. \quad (2.13)$$

This is the eigenvalue equation which needs to be solved, supplemented with the appropriate boundary conditions, in order to obtain the mode spectrum of the star.

A. The nonrotating limit

Equation (2.13) is simplified significantly in the absence of rotation, since operator \mathcal{B} vanishes. Then, according to Eq. (2.1), the displacement vector of a polar mode is

$$\boldsymbol{\xi}(r, \theta, \phi) = \left(\xi_r(r), \xi_h(r) \frac{\partial}{\partial \theta}, \xi_h(r) \frac{1}{\sin \theta} \frac{\partial}{\partial \phi} \right) Y_l^m(\theta, \phi), \quad (2.14)$$

where ξ_r and ξ_h are the radial and horizontal components of $\boldsymbol{\xi}$, respectively. It should be noted that, since operator \mathcal{C} is Hermitian [35], the solutions to Eq. (2.13) (with vanishing \mathcal{B}) are orthogonal, i.e.

$$\langle \boldsymbol{\xi}_\alpha, \boldsymbol{\xi}_\beta \rangle \equiv \int \rho \boldsymbol{\xi}_\alpha^* \cdot \boldsymbol{\xi}_\beta d^3 \mathbf{r} = I_\alpha \delta_{\alpha\beta}, \quad (2.15)$$

where the indices in $\boldsymbol{\xi}$ denote different solutions, $\delta_{\alpha\beta}$ is the Kronecker delta, and the star denotes complex conjugation. Since all perturbative quantities are functions of $\boldsymbol{\xi}$, they can all be expressed as

$$\delta f(r, \theta, \phi, t) = \delta f(r) Y_l^m(\theta, \phi) e^{i\omega t}.$$

Hence, a separation of variables is possible and the problem is reduced to calculating the radial dependence of the perturbation [1].

A sample from the polar mode spectrum of a polytropic star is presented in Fig. 1. Each mode is generally described by three numbers: its overtone n , its degree l , and its order m . When rotation is absent, the mode frequencies do not depend on m (see Sec. II B). The f -mode ($n = 0$) lies between its overtones ($n > 0$), the high-frequency p -modes and the low-frequency g -modes. g -modes are pushed towards zero as the effects of buoyancy become less and less important, until they finally vanish for zero-buoyancy stars. Departure from the zero-buoyancy case can be a result of stratification (composition gradients) or deviations from isentropy (star with a finite temperature) [36].

This behavior can be described by the so-called Schwarzschild discriminant, which is given by

$$A = \frac{d \ln \rho}{dr} - \frac{1}{\Gamma_1} \frac{d \ln p}{dr},$$

where Γ_1 is the adiabatic exponent, defined in Eq. (2.9). If the star obeys a simple polytropic equation of state $p =$

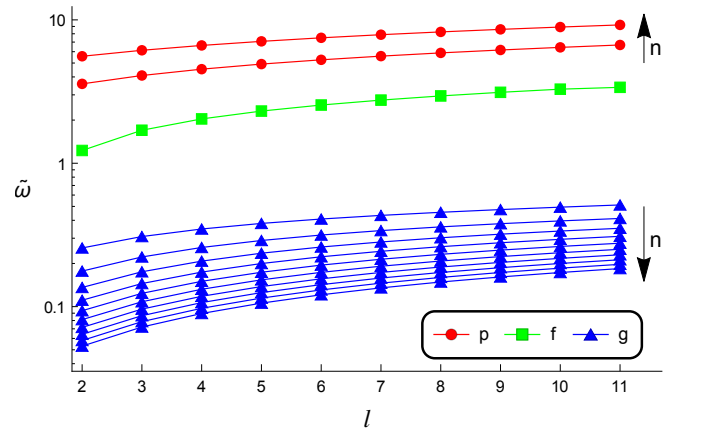


FIG. 1. Polar mode spectrum of a star obeying a polytropic equation of state with $\Gamma = 2$. The adiabatic exponent Γ_1 is equal to 2.1. Mode frequencies, which scale as $\tilde{\omega} = \omega / \sqrt{GM/R^3}$, are plotted against the mode degree l .

$K\rho^\Gamma$ (where K and Γ are constants), the Schwarzschild discriminant becomes

$$A = \frac{\Gamma_1 - \Gamma}{\Gamma_1} \frac{d \ln \rho}{dr}.$$

Then, if $\Gamma = \Gamma_1$ the star exhibits no convective phenomena (zero-buoyancy case). On the other hand, $\Gamma < \Gamma_1$ ($\Gamma > \Gamma_1$) denotes convective stability (instability), i.e. oscillatory (unstable) g -modes.

If the equation of state is described by the more general relation $p = p(\rho, \mu)$, the occurrence of convective phenomena is parametrized through μ . The condition for the existence of g -modes is $\Delta\mu = 0$ [cf. Eq. (2.8)]. If μ corresponds to the composition, this condition means that the composition of a displaced fluid element is “frozen”; weak interaction processes need more time than an oscillation period to restore β -equilibrium between the displaced fluid element and the surrounding matter. On the other hand, if μ corresponds to entropy, it means that the fluid displacement occurs adiabatically. The Schwarzschild discriminant, as a function of μ , is given by

$$A = -\frac{1}{\Gamma_1} \left(\frac{\partial \ln p}{\partial \ln \mu} \right)_\rho \frac{d \ln \mu}{dr}.$$

B. The slow-rotation approximation

Taking rotation into account, the situation changes significantly. The equilibrium configuration no longer exhibits spherical symmetry and an oscillation mode cannot be described by a single spherical harmonic. Typically, Eq. (2.13) has to be solved from scratch. However, rotation can also be introduced perturbatively, namely, by considering the effects of rotation to the various quantities as perturbations. Rotation affects polar modes in two ways. First, it lifts the $(2l+1)$ -fold degeneracy in the eigenfrequency of each mode, by introducing a Zeeman-like splitting. The eigenfrequency now depends on both the degree l and the order m , as opposed to the nonrotating limit, where it is degenerate in m . Second, rotation distorts the equilibrium structure of the star, which also changes the mode frequencies. An additional effect of rotation is, as discussed before, the appearance of a whole different class of modes, the inertial modes (like the r -mode), whose restoring force is the Coriolis force.

Mode splitting is already introduced as a first-order effect, whereas equilibrium distortion is a second-order effect. Higher-order effects also become important for large rotational velocities, but the analysis is quite cumbersome even at second order in Ω . A third-order perturbation formalism was developed in Ref. [37], where an interesting case of near degeneracy was observed. Nevertheless, we stopped at quadratic perturbations in Ω , keeping in mind that higher-order effects could be significant at the near-Kepler angular velocities that we are interested in.

Eigenfrequencies, eigenfunctions, as well as equilibrium quantities, are expanded as

$$\begin{aligned} \omega &= \omega_0 + \omega_1(\Omega) + \omega_2(\Omega^2) + \mathcal{O}(\Omega^3), \\ \xi &= \xi_0 + \xi_1(\Omega) + \xi_2(\Omega^2) + \mathcal{O}(\Omega^3), \\ \rho &= \rho_0 + \rho_2(\Omega^2) + \mathcal{O}(\Omega^4). \end{aligned}$$

Substituting these in Eq. (2.13) and distinguishing between first- and second-order terms, we obtain [18]

$$-\omega_0^2 \xi_1 + \mathcal{C}_0(\xi_1) - 2\omega_0 \omega_1 \xi_0 + i\omega_0 \mathcal{B}_1(\xi_0) = 0 \quad (2.16)$$

and

$$\begin{aligned} -\omega_0^2 \xi_2 + \mathcal{C}_0(\xi_2) - 2\omega_0 \omega_1 \xi_1 + i\omega_0 \mathcal{B}_1(\xi_1) - 2\omega_0 \omega_2 \xi_0 \\ - \omega_1^2 \xi_0 + i\omega_1 \mathcal{B}_1(\xi_0) + \mathcal{C}_2(\xi_0) = 0, \end{aligned} \quad (2.17)$$

respectively. From the above, we find the $\mathcal{O}(\Omega)$ and $\mathcal{O}(\Omega^2)$ corrections to the eigenfrequencies. The first is rather simple and is given by

$$\omega_1 = mC_1\Omega, \quad (2.18)$$

where

$$C_1 = \frac{\int [2\xi_r \xi_h + \xi_h^2] \rho r^2 dr}{\int [\xi_r^2 + l(l+1)\xi_h^2] \rho r^2 dr}.$$

The second is more complicated and has the general form [38]

$$\omega_2 = C_2\Omega^2 = (X + m^2Y)\Omega^2, \quad (2.19)$$

where X and Y include corrections due to the distortion of the equilibrium and due to the effects of the Coriolis force. The effect of rotation on the mode eigenfrequencies (up to second order) can be seen in Fig. 2.

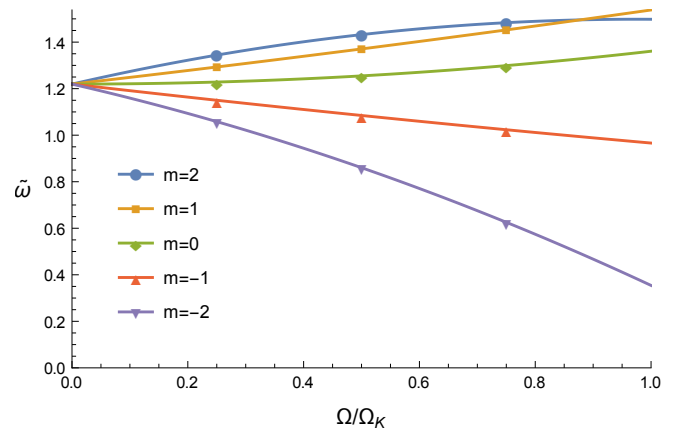


FIG. 2. Eigenfrequency of the $l = 2$ f -mode (in the corotating frame), as a function of the rotation rate Ω . Each line corresponds to a different value of m . As in Fig. 1, a polytrope with $\Gamma = 2$ and $\Gamma_1 = 2.1$ was used. The mode frequency scales as $\tilde{\omega} = \omega/\sqrt{GM/R^3}$, whereas the rotational velocity is normalized to the Kepler limit Ω_K .

As for the eigenfunctions, rotation couples polar modes to axial modes, as well as other polar modes. This means that a mode cannot be any more described by a single spherical harmonic, which makes the situation more complicated. Since operator \mathbf{B} is nonvanishing in this case, the solutions to Eq. (2.13) do not obey the orthogonality relation (2.15). Instead, they satisfy a modified orthogonality condition, given by¹ [18]

$$(\omega_\alpha + \omega_\beta) \langle \xi_\alpha, \xi_\beta \rangle - \langle \xi_\alpha, i\mathbf{B}(\xi_\beta) \rangle = b_\alpha \delta_{\alpha\beta}. \quad (2.20)$$

III. THE f -MODE INSTABILITY

As it was discovered by Chandrasekhar [3] and rigorously proven by Friedman and Schutz [4], oscillation modes can be driven unstable by the emission of gravitational radiation, if the star is rotating rapidly enough. Every mode can be thought of as having a prograde (denoted by $-|m|$) and retrograde (denoted by $|m|$) component. Should the star rotate sufficiently fast, it can drag the retrograde component towards the direction of rotation, making it appear as prograde to a distant observer. Emission of gravitational waves by the perturbation can then act as a driving mechanism, increasing the mode energy. This can be seen by the standard multipole expansion of the power radiated in the form of gravitational waves (GW) [39]

$$\left(\frac{dE}{dt} \right)_{\text{GW}} = - \sum_{l_{\min}}^{\infty} N_l \omega (\omega - m\Omega)^{2l+1} (|\delta D_l^m|^2 + |\delta J_l^m|^2). \quad (3.1)$$

As one can see, the power emitted is negative (gravitational radiation damps the mode), unless $\omega(\omega - m\Omega) < 0$, in which case the energy of the mode is increased. The onset of the instability occurs when $\omega/m = \Omega$, namely when the *pattern speed* of the mode matches the angular velocity of the star. The angular velocity at which this happens is usually called *critical*. Alternatively, $\omega - m\Omega$ can be thought of as the mode frequency, measured in an inertial frame (ω is the corotating frame frequency). Then, the instability sets in at the point when the inertial-frame frequency changes sign.

In Eq. (3.1), N_l is a constant given by

$$N_l = \frac{4\pi G}{c^{2l+1}} \frac{(l+1)(l+2)}{l(l-1)[(2l+1)!!]^2} \quad (3.2)$$

(c being the speed of light), whereas δD_l^m and δJ_l^m denote the mass and current multipole moments, respectively. The f -mode radiates mainly via the former,²

which are given by

$$\delta D_l^m = \int r^l \delta \rho Y_l^{*m} d^3 \mathbf{r}. \quad (3.3)$$

Finally, the lower limit of the sum is given by $l_{\min} = \max(2, |m|)$.

Depending on the equation of state, all the $l = m$ f -modes can become unstable. However, various dissipation mechanisms are expected to act against the CFS instability. Responsible for the dissipation of the f -mode are mainly bulk and shear viscosity (BV and SV), and their contributions are given by [11]

$$\left(\frac{dE}{dt} \right)_{\text{BV}} = - \int \zeta \delta \sigma \delta \sigma^* d^3 \mathbf{r} \quad (3.4)$$

and

$$\left(\frac{dE}{dt} \right)_{\text{SV}} = - \int 2\eta \delta \sigma^{ij} \delta \sigma_{ij}^* d^3 \mathbf{r}, \quad (3.5)$$

respectively. Here, $\delta \sigma^{ij}$ is the stress tensor and is given, in terms of the velocity perturbations, by

$$\delta \sigma^{ij} = \frac{1}{2} \left(\nabla^i \delta v^j + \nabla^j \delta v^i - \frac{2}{3} g^{ij} \delta \sigma \right), \quad (3.6)$$

$$\delta \sigma = \nabla_i \delta v^i, \quad (3.7)$$

g_{ij} being the spatial metric tensor. ζ and η are the bulk and shear viscosity coefficients, which depend on the equation of state (cf. for instance, Ref. [40]). Bulk viscosity is a result of the fluid trying to restore β -equilibrium and operates at high temperatures, as opposed to shear viscosity, which is due to particle scattering and is dominant at low temperatures.

For normal nuclear matter, comprising (nonsuperfluid) neutrons, (nonsuperconducting) protons, and electrons, neutron collisions make the biggest contribution to shear viscosity, and the two coefficients are given by [11, 41, 42]

$$\zeta = 6 \times 10^{-59} \rho^2 \omega^{-2} T^6 \text{ g cm}^{-1} \text{ s}^{-1} \quad (3.8)$$

and

$$\eta = 347 \rho^{9/4} T^{-2} \text{ g cm}^{-1} \text{ s}^{-1}, \quad (3.9)$$

where T is the stellar temperature and all the quantities have cgs units. For superfluid nuclear matter another dissipation mechanism dominates, called *mutual friction*. This is expected to occur for temperatures $\lesssim 10^9$ K and suppresses the instability very efficiently [43]. Here, we only consider normal nuclear matter; as shown by Ref. [32], the star may never enter the superfluid region, since neutrino cooling is balanced by the oscillation-induced viscous heating before the star reaches the transition temperature.³

¹ Note that Ref. [18] uses a different ansatz for $\xi(\mathbf{r}, t)$, i.e. $\xi(\mathbf{r}, t) = \xi(\mathbf{r})e^{-i\omega t}$, hence the sign difference in the second term.

² Current multipole moments become significant in the case of the r -modes (cf. for example, Ref. [14]).

³ Reference [32] uses $E = 10^{-4} M \Omega^2 R^2$ for the saturation energy of the f -mode. However, if the saturation energy is smaller, viscous heating due to the oscillation balances neutrino cooling at lower temperatures.

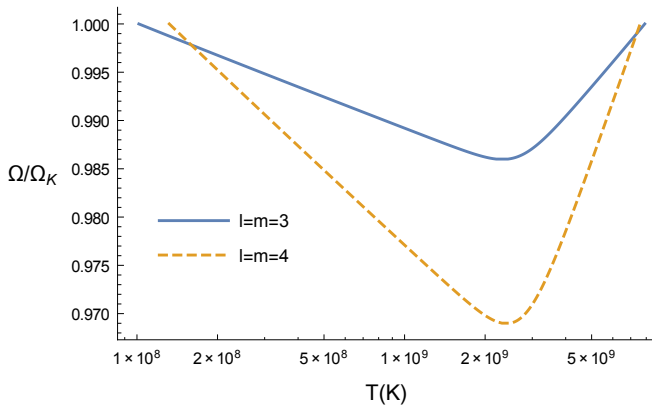


FIG. 3. Instability windows of the $l = m = 3$ and $l = m = 4$ f -modes, for a polytropic model with $\Gamma = 2$ and $\Gamma_1 = 2.1$ (the $l = m = 2$ f -mode does not become unstable for this model). Fiducial values were used for the mass and radius of the star, i.e. $M = 1.4 M_\odot$ and $R = 10$ km. The angular velocity is normalized to the Kepler limit Ω_K . These curves were *not* produced using the slow-rotation formalism described in Sec. II B, because the modes fail to become unstable in this approximation. Also, although this model does not favor the instability, making use of realistic equations of state and relativity can push the windows to quite lower angular velocity values [44, 45].

The instability is active only if the total energy rate of the mode is positive, i.e.

$$\frac{dE}{dt} = \left(\frac{dE}{dt}\right)_{\text{GW}} + \left(\frac{dE}{dt}\right)_{\text{BV}} + \left(\frac{dE}{dt}\right)_{\text{SV}} > 0. \quad (3.10)$$

By solving this inequality, one obtains the instability window of the mode, namely the region in the T - Ω plane where the mode is CFS unstable (Fig. 3). Once the star enters this area, the amplitude of the mode will grow, until such a point where nonlinear effects become important and saturate it. This will be discussed in the following section.

IV. MODE COUPLING—QUADRATIC PERTURBATION SCHEME

Considering the perturbations as small, the modes of the star are uncoupled oscillations (in the nonrotating limit). This is a result of the linear approximation used to define them (cf. Sec. II). However, as the amplitude of the unstable mode grows, the linear approximation fails to accurately describe it; higher-order terms are bound to play an important role in the amplitude evolution, since they introduce mode coupling. The result of this interaction of the unstable mode with other modes is the eventual saturation of the unstable mode's amplitude.

The actual value of this saturation amplitude is mainly important for two reasons. First, it sets the maximum amplitude of the gravitational wave signal obtained from the unstable mode. Second, it affects the evolutionary

path of the neutron star inside the instability window. After the star enters the instability window, it cools down, until neutrino cooling is balanced by viscous heating due to the oscillation. Then, it descends the instability window at almost constant temperature, by losing angular momentum. However, magnetic braking also slows down the star, competing with gravitational radiation; as shown in Ref. [32], the instability may not have enough time to grow, if the spin-down of the star is dominated by the magnetic torque.

As in previous work for the r -mode instability [18–21, 23], we will consider quadratic perturbations and study their effects in the evolution of the f -mode. Even higher than second-order terms could, in principle, be important at large oscillation amplitudes, but the complexity of the formulation and the requirements of our problem allow us to choose simplicity over accuracy. Work that also includes cubic nonlinearities can be found in Refs. [46, 47]. Also, for a more general investigation of systems with quadratic and cubic nonlinearities the reader is referred to Chapter 6 of Ref. [48].

A. Mode decomposition

As mentioned in Sec. II A, operator \mathcal{C} of Eq. (2.13) is Hermitian. This means that, in the nonrotating limit (where \mathcal{B} vanishes), any perturbation, described by the displacement vector $\xi(\mathbf{r}, t)$, can be decomposed as

$$\xi(\mathbf{r}, t) = \sum_{\alpha} q_{\alpha}(t) \xi_{\alpha}(\mathbf{r}) e^{i\omega_{\alpha} t}, \quad (4.1)$$

where $\xi_{\alpha}(\mathbf{r})$ is a solution to Eq. (2.13) (with vanishing \mathcal{B}) and represents the eigenfunction of an oscillation mode, whereas $q_{\alpha}(t)$ is the *amplitude coefficient*. In the case of polar modes, this eigenfunction is given by Eq. (2.14).

If rotation is included, operator \mathcal{B} is nonvanishing and the solutions to Eq. (2.13) are not orthogonal, in general. However, instead of a configuration space mode expansion, like Eq. (4.1), one can use a phase space mode expansion [49]. Then, a perturbation can be decomposed as [18]

$$\begin{bmatrix} \xi(\mathbf{r}, t) \\ \dot{\xi}(\mathbf{r}, t) \end{bmatrix} = \sum_{\alpha} \left\{ Q_{\alpha}(t) \begin{bmatrix} \xi_{\alpha}(\mathbf{r}) \\ i\omega_{\alpha} \xi_{\alpha}(\mathbf{r}) \end{bmatrix} e^{i\omega_{\alpha} t} + Q_{\alpha}^*(t) \begin{bmatrix} \xi_{\alpha}^*(\mathbf{r}) \\ -i\omega_{\alpha} \xi_{\alpha}^*(\mathbf{r}) \end{bmatrix} e^{-i\omega_{\alpha} t} \right\}. \quad (4.2)$$

This result was obtained by using the fact that both $(\omega_{\alpha}, \xi_{\alpha})$ and $(-\omega_{\alpha}, \xi_{\alpha}^*)$ are solutions to Eq. (2.13), as well as assuming that $\xi(\mathbf{r}, t)$ is real.

B. Equations of motion

Including second-order perturbative terms in Eq. (2.10), one obtains the quadratic equation of

motion, which can be generally written as

$$\ddot{\boldsymbol{\xi}} + \mathcal{B}(\dot{\boldsymbol{\xi}}) + \mathcal{C}(\boldsymbol{\xi}) + \mathcal{N} = \mathbf{0}, \quad (4.3)$$

where \mathcal{N} collectively denotes all $\mathcal{O}(\boldsymbol{\xi}^2)$ terms. Substituting Eq. (4.2), and using the eigenvalue equation (2.13) and the orthogonality condition (2.20), we get

$$\dot{Q}_\alpha(t) = \frac{i}{b_\alpha} \langle \boldsymbol{\xi}_\alpha, \mathcal{N} \rangle e^{-i\omega_\alpha t}. \quad (4.4)$$

This is the equation of motion for the amplitude of the mode Q_α . If quadratic terms are ignored (or, equivalently, if the perturbation is small), then the amplitude Q_α is constant, since there is no interaction with other modes. However, a nonzero \mathcal{N} couples the mode denoted by α with other modes, leading to an energy exchange between them. For a derivation of the equations of motion (4.3) and (4.4), cf. Appendix A.

By further replacing Eq. (4.2) in \mathcal{N} , we obtain

$$\begin{aligned} \dot{Q}_\alpha(t) = \frac{i}{b_\alpha} \sum_\beta \sum_\gamma & \left[\mathcal{F}_{\alpha\beta\gamma} Q_\beta Q_\gamma e^{i(-\omega_\alpha + \omega_\beta + \omega_\gamma)t} \right. \\ & + \mathcal{F}_{\alpha\bar{\beta}\gamma} Q_\beta^* Q_\gamma e^{i(-\omega_\alpha - \omega_\beta + \omega_\gamma)t} \\ & + \mathcal{F}_{\alpha\beta\bar{\gamma}} Q_\beta Q_\gamma^* e^{i(-\omega_\alpha + \omega_\beta - \omega_\gamma)t} \\ & \left. + \mathcal{F}_{\alpha\bar{\beta}\bar{\gamma}} Q_\beta^* Q_\gamma^* e^{i(-\omega_\alpha - \omega_\beta - \omega_\gamma)t} \right], \quad (4.5) \end{aligned}$$

where \mathcal{F} denotes the *coupling coefficient* and is generally given by

$$\mathcal{F}_{\alpha\beta\gamma} = \langle \boldsymbol{\xi}_\alpha, \mathcal{N}(\boldsymbol{\xi}_\beta, \boldsymbol{\xi}_\gamma) \rangle. \quad (4.6)$$

Borrowing the notation of Ref. [18], a bar over an index means that the corresponding mode eigenfunction in \mathcal{N} has to be complex conjugated and its frequency sign reversed. The explicit form of the coupling coefficient is given in Appendix B.

Observing Eq. (4.5), we see that modes couple in triplets, which is a natural consequence of the quadratic-perturbation approximation. This does not, however, restrict the number of couplings for a single mode; if a mode couples to a pair of other modes, it can simultaneously couple to other pairs as well. Also, one can notice that not all terms of Eq. (4.5) are equally significant. Rapidly varying terms do not contribute much on long-term dynamics and average to zero, as opposed to slowly oscillating components (this is proven by means of the multiscale method in Appendix C1). Hence, couplings which really affect the mode amplitude evolution ought to satisfy a resonance condition, e.g.

$$\omega_\alpha = \omega_\beta + \omega_\gamma + \Delta\omega, \quad (4.7)$$

where $\Delta\omega$ is a small detuning ($\Delta\omega \ll \omega_i$). Assuming such a relation between the mode frequencies, we can single out a mode triplet and follow its evolution. The

amplitude equations of motion for the three modes are

$$\dot{Q}_\alpha = \frac{i\mathcal{F}_{\alpha\beta\gamma}}{b_\alpha} Q_\beta Q_\gamma e^{-i\Delta\omega t}, \quad (4.8a)$$

$$\dot{Q}_\beta = \frac{i\mathcal{F}_{\beta\bar{\gamma}\alpha}}{b_\beta} Q_\gamma^* Q_\alpha e^{i\Delta\omega t}, \quad (4.8b)$$

$$\dot{Q}_\gamma = \frac{i\mathcal{F}_{\gamma\alpha\bar{\beta}}}{b_\gamma} Q_\alpha Q_\beta^* e^{i\Delta\omega t}. \quad (4.8c)$$

So far, we have assumed that the modes are simply harmonic oscillations, unaffected by any growth/damping mechanisms. However, as discussed in the previous section, all the modes are influenced by various effects, such as gravitational radiation and viscosity. The majority of the modes is damped by these mechanisms, whereas a handful of modes can become unstable and grow, for a certain parameter range.

Such effects are often parametrized by the imaginary part of the oscillation frequency. But we have hitherto assumed that mode frequencies are real, since no such effects were introduced in our equations. So, in order to calculate growth/damping rates, we will use the definition of the corotating-frame mode energy, which is given by [18]

$$\begin{aligned} E_\alpha &= |Q_\alpha|^2 \omega_\alpha b_\alpha \\ &= |Q_\alpha|^2 \omega_\alpha [2\omega_\alpha \langle \boldsymbol{\xi}_\alpha, \boldsymbol{\xi}_\alpha \rangle - \langle \boldsymbol{\xi}_\alpha, i\mathcal{B}(\boldsymbol{\xi}_\alpha) \rangle]. \quad (4.9) \end{aligned}$$

This is a quadratic functional of $\boldsymbol{\xi}$, so, if γ is the imaginary part of the frequency, then

$$\frac{dE_\alpha}{dt} = 2\gamma_\alpha E_\alpha. \quad (4.10)$$

Formulas for dE/dt for the various mechanisms were provided in the previous section, so we can calculate the growth/damping rate γ for a particular mode.

Incorporating the growth/damping rates in Eqs. (4.8), we get

$$\dot{Q}_\alpha = \gamma_\alpha Q_\alpha + \frac{i\mathcal{H}}{b_\alpha} Q_\beta Q_\gamma e^{-i\Delta\omega t}, \quad (4.11a)$$

$$\dot{Q}_\beta = \gamma_\beta Q_\beta + \frac{i\mathcal{H}}{b_\beta} Q_\gamma^* Q_\alpha e^{i\Delta\omega t}, \quad (4.11b)$$

$$\dot{Q}_\gamma = \gamma_\gamma Q_\gamma + \frac{i\mathcal{H}}{b_\gamma} Q_\alpha Q_\beta^* e^{i\Delta\omega t}, \quad (4.11c)$$

where we also replaced the coupling coefficients with $\mathcal{H} \equiv \mathcal{F}_{\alpha\beta\gamma} = \mathcal{F}_{\beta\bar{\gamma}\alpha} = \mathcal{F}_{\gamma\alpha\bar{\beta}}$ (cf. Appendix B).

Such three-mode systems can give an estimate of the effects of nonlinear coupling to the amplitude of an unstable mode, like the f -mode. Such a mode, which we shall call “parent”, has $\gamma > 0$ and has to be coupled to two “daughter” modes, which are linearly damped ($\gamma < 0$). The efficiency of the coupling depends on the value of the coupling coefficient \mathcal{H} , as well as on how close to resonance the three modes are. As we will see, some additional conditions have to be met, in order for the triplet to reach an equilibrium and saturate.

C. Mode normalization

For the amplitude coefficients of the modes Q to be meaningful, we first have to normalize all the modes according to some convention. By doing this, we will be able to compare the modes, using the same standards. The most popular normalization choice is to fix the mode energy (4.9) at unit amplitude to some arbitrary value E_{unit} , namely,

$$\omega_\alpha b_\alpha = E_{\text{unit}}, \quad (4.12)$$

for all modes. References [19–21] use $E_{\text{unit}} = M\Omega^2 R^2$, whereas Ref. [32] also uses $E_{\text{unit}} = Mc^2$. The conversion between two different normalization choices can be straightforwardly written as

$$|Q_\alpha|^2 E_{\text{unit}} = |Q'_\alpha|^2 E'_{\text{unit}}. \quad (4.13)$$

Using a normalization choice of the form (4.12), we can rewrite Eqs. (4.11) as

$$\dot{Q}_\alpha = \gamma_\alpha Q_\alpha + \frac{i\omega_\alpha \mathcal{H}}{E_{\text{unit}}} Q_\beta Q_\gamma e^{-i\Delta\omega t}, \quad (4.14a)$$

$$\dot{Q}_\beta = \gamma_\beta Q_\beta + \frac{i\omega_\beta \mathcal{H}}{E_{\text{unit}}} Q_\gamma^* Q_\alpha e^{i\Delta\omega t}, \quad (4.14b)$$

$$\dot{Q}_\gamma = \gamma_\gamma Q_\gamma + \frac{i\omega_\gamma \mathcal{H}}{E_{\text{unit}}} Q_\alpha Q_\beta^* e^{i\Delta\omega t}. \quad (4.14c)$$

From this form of the amplitude equations of motion it is easier to see that the coupling coefficient \mathcal{H} has units of energy. For the sake of generalization, though, we will be using Eqs. (4.11) in the subsequent sections.⁴

D. Coupling selection rules

As we already mentioned, the three modes forming the coupled network have to obey a resonance condition, given by Eq. (4.7). The structure of the coupling coefficient imposes two more conditions, which have to be met in order for the coupling to occur.

As shown in Appendix B, the angular dependence of the zeroth-order component of the coupling coefficient has the form

$$\iint Y_{l_\alpha}^{*m_\alpha} Y_{l_\beta}^{m_\beta} Y_{l_\gamma}^{m_\gamma} \sin\theta d\theta d\phi,$$

where Y_l^m is the spherical-harmonic angular dependence of each mode [cf. Eq. (2.14)]. This integral is proportional to the Clebsch-Gordan coefficients (cf. for instance, Ref. [50]) and is nonzero if

$$m_\alpha = m_\beta + m_\gamma \quad (4.15)$$

and

$$l_i = l_j + l_k - 2\lambda, \quad (4.16)$$

where

$$l_i \geq l_j \geq l_k \quad \text{and} \quad \lambda = 0, 1, \dots, \lambda_{\text{max}} \leq \frac{l_k}{2}.$$

Equations (4.7), (4.15), and (4.16) constitute the selection rules which the coupled mode triplet has to satisfy and restrict the search for possible couplings.⁵

E. Parametric resonance instability

As mentioned before, we are particularly interested in the case where an unstable parent mode ($\gamma_\alpha > 0$) is coupled to two damped daughter modes ($\gamma_{\beta,\gamma} < 0$). In the beginning of the evolution, when the amplitudes are small, linear terms dominate: the amplitude of the parent grows and the amplitudes of the daughters decrease. At some point, nonlinear terms catch up and the parent starts pumping energy into the daughters. This point occurs when the parent exceeds a certain amplitude, called the *parametric instability threshold*. Such an interaction between the modes is an example of a *parametric resonance instability*, i.e. an instability which can occur when the parameters of an oscillator vary in time (cf. for example, Ref. [51]).

In order to obtain the parametric instability threshold, we take the daughters' equations of motion (4.11b) and (4.11c) and ask what the value of the parent's amplitude Q_α should be, in order for the daughters' amplitudes $Q_{\beta,\gamma}$ to start growing. Setting $Q_{\beta,\gamma} = \tilde{Q}_{\beta,\gamma} \exp(i\Delta\omega t/2)$ and writing these equations in matrix form, we get [52]

$$\begin{pmatrix} \dot{\tilde{Q}}_\beta \\ \dot{\tilde{Q}}_\gamma^* \end{pmatrix} = \begin{pmatrix} \gamma_\beta - i\Delta\omega/2 & iQ_\alpha \mathcal{H}/b_\beta \\ -iQ_\alpha^* \mathcal{H}/b_\gamma & \gamma_\gamma + i\Delta\omega/2 \end{pmatrix} \begin{pmatrix} \tilde{Q}_\beta \\ \tilde{Q}_\gamma^* \end{pmatrix}$$

(Q_α is considered an unknown constant). The eigenvalues of the system matrix are

$$\lambda_{1,2} = \frac{1}{2} \left[\gamma_\beta + \gamma_\gamma \pm \sqrt{(\gamma_\gamma - \gamma_\beta + i\Delta\omega)^2 + \frac{4\mathcal{H}^2}{b_\beta b_\gamma} |Q_\alpha|^2} \right].$$

Then, for the system to admit a growing exponential solution, i.e. for the daughter modes to grow, the condition $\text{Re}(\lambda) > 0$ has to be satisfied, for at least one of the eigenvalues. This gives

$$|Q_\alpha|^2 > \frac{\gamma_\beta \gamma_\gamma b_\beta b_\gamma}{\mathcal{H}^2} \left[1 + \left(\frac{\Delta\omega}{\gamma_\beta + \gamma_\gamma} \right)^2 \right], \quad (4.17)$$

⁴ If one chooses a normalization of the form (4.12), they can simply replace \mathcal{H}/b_α with $\omega_\alpha \mathcal{H}/E_{\text{unit}}$ in the following sections.

⁵ It should be noted that, even though we evaluated the coupling coefficient in the nonrotating limit in Appendix B, these selection rules are valid to all orders in Ω , as shown by Ref. [18].

which is the expression for the parametric instability threshold (PIT), i.e. the amplitude that the parent has to surpass so that the daughters will start growing.⁶

Ignoring nonlinear effects until the PIT-crossing, parent growth is described by $\dot{Q}_\alpha = \gamma_\alpha Q_\alpha$, which means that PIT-crossing occurs at

$$t_{\text{PIT}} = \frac{1}{\gamma_\alpha} \ln \left[\frac{Q_{\text{PIT}}}{Q_\alpha(0)} \right], \quad (4.18)$$

where $Q_\alpha(0)$ is the parent's initial amplitude.

F. Equilibrium solution

Once the parent crosses the PIT and the daughters start growing, the three modes will continue interacting by exchanging energy. There can be two general outcomes from this process: (i) the system admits a stable equilibrium solution and all three modes reach saturation, or (ii) the parent's growth cannot be halted by the daughters and all three modes grow, continuing to exchange energy.

Equations (4.11) admit an easy-to-obtain equilibrium solution. Expressing the complex amplitudes Q in terms of real amplitude and phase variables, we can introduce the variable transformation [52]

$$Q_\alpha = \frac{\sqrt{b_\beta b_\gamma}}{\mathcal{H}} \varepsilon_\alpha e^{i\vartheta_\alpha}, \quad (4.19a)$$

$$Q_\beta = \frac{\sqrt{b_\gamma b_\alpha}}{\mathcal{H}} \varepsilon_\beta e^{i\vartheta_\beta}, \quad (4.19b)$$

$$Q_\gamma = \frac{\sqrt{b_\alpha b_\beta}}{\mathcal{H}} \varepsilon_\gamma e^{i\vartheta_\gamma}. \quad (4.19c)$$

Then, Eqs. (4.11) are written as

$$\dot{\varepsilon}_\alpha = \gamma_\alpha \varepsilon_\alpha + \varepsilon_\beta \varepsilon_\gamma \sin \varphi, \quad (4.20a)$$

$$\dot{\varepsilon}_\beta = \gamma_\beta \varepsilon_\beta - \varepsilon_\gamma \varepsilon_\alpha \sin \varphi, \quad (4.20b)$$

$$\dot{\varepsilon}_\gamma = \gamma_\gamma \varepsilon_\gamma - \varepsilon_\alpha \varepsilon_\beta \sin \varphi, \quad (4.20c)$$

and

$$\dot{\varphi} = \cot \varphi \left[\frac{\dot{\varepsilon}_\alpha}{\varepsilon_\alpha} + \frac{\dot{\varepsilon}_\beta}{\varepsilon_\beta} + \frac{\dot{\varepsilon}_\gamma}{\varepsilon_\gamma} - \gamma \right] + \Delta\omega, \quad (4.20d)$$

where $\varphi = \vartheta_\alpha - \vartheta_\beta - \vartheta_\gamma + \Delta\omega t$ and $\gamma = \gamma_\alpha + \gamma_\beta + \gamma_\gamma$. Setting the time derivatives to zero, we find the steady-state solution

$$\varepsilon_\alpha^2 = \gamma_\beta \gamma_\gamma \left[1 + \left(\frac{\Delta\omega}{\gamma} \right)^2 \right], \quad (4.21a)$$

$$\varepsilon_\beta^2 = -\gamma_\gamma \gamma_\alpha \left[1 + \left(\frac{\Delta\omega}{\gamma} \right)^2 \right], \quad (4.21b)$$

$$\varepsilon_\gamma^2 = -\gamma_\alpha \gamma_\beta \left[1 + \left(\frac{\Delta\omega}{\gamma} \right)^2 \right], \quad (4.21c)$$

and

$$\cot \varphi = \frac{\Delta\omega}{\gamma}, \quad (4.21d)$$

or, in terms of the original complex amplitudes,

$$|Q_\alpha|^2 = \frac{\gamma_\beta \gamma_\gamma b_\beta b_\gamma}{\mathcal{H}^2} \left[1 + \left(\frac{\Delta\omega}{\gamma} \right)^2 \right], \quad (4.22a)$$

$$|Q_\beta|^2 = -\frac{\gamma_\gamma \gamma_\alpha b_\gamma b_\alpha}{\mathcal{H}^2} \left[1 + \left(\frac{\Delta\omega}{\gamma} \right)^2 \right], \quad (4.22b)$$

$$|Q_\gamma|^2 = -\frac{\gamma_\alpha \gamma_\beta b_\alpha b_\beta}{\mathcal{H}^2} \left[1 + \left(\frac{\Delta\omega}{\gamma} \right)^2 \right]. \quad (4.22c)$$

Note that, for $|\gamma_\beta + \gamma_\gamma| \gg \gamma_\alpha$, the equilibrium amplitude (4.22a) of the unstable mode coincides with the PIT (4.17).

G. Saturation conditions

Such three-mode coupled systems, exhibiting a parametric resonance instability, have been studied in the past [53, 54] for their significance in various fields, e.g. plasma physics [55, 56]. These studies show that certain conditions have to be met, in order for the system to approach saturation.

Performing a linear stability analysis of Eqs. (4.20) (which is presented in Appendix C 2), we find that the equilibrium solution (4.22) is stable if [52]

$$|\gamma_\beta + \gamma_\gamma| > \gamma_\alpha \quad (4.23)$$

and

⁶ Note the importance of the mode frequency signs here: if $\omega_\beta \omega_\gamma < 0$, then $b_\beta b_\gamma < 0$ and no parametric instability can occur. This is a result of the assumed resonance (4.7) between the parent and

the daughters. If we perform the same analysis, for example, for mode β being the parent, then $\omega_\beta \approx \omega_\alpha - \omega_\gamma$, in which case $\omega_\alpha \omega_\gamma < 0$ is a *necessary* condition for parametric instability.

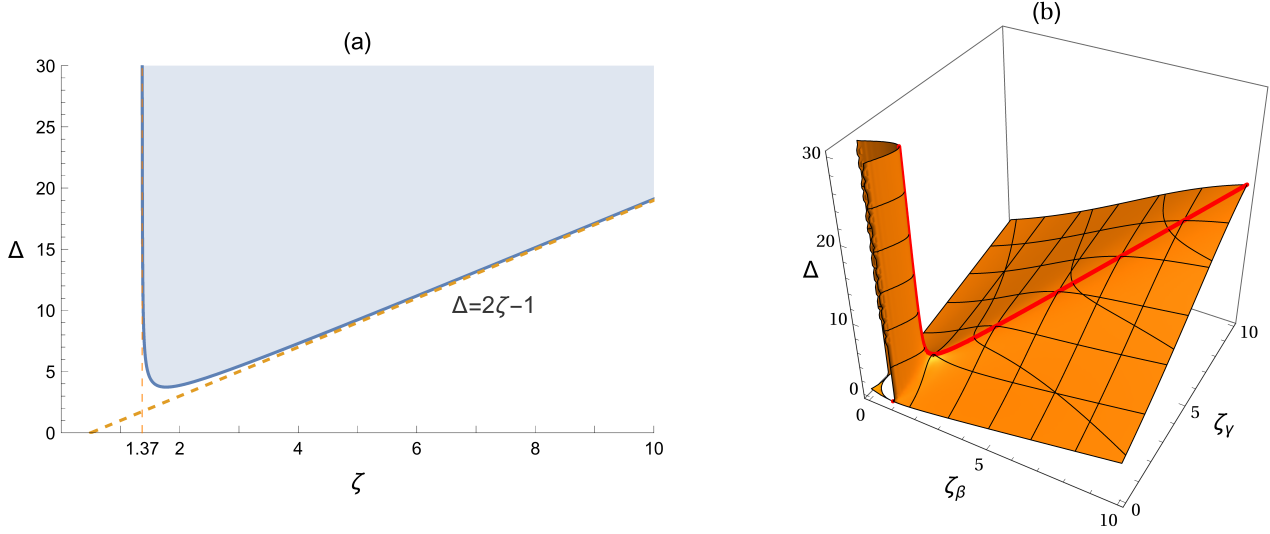


FIG. 4. (a) Δ versus ζ ($\equiv \zeta_\beta = \zeta_\gamma$). The saturation condition (4.26) is satisfied inside the shaded area. The two asymptotes at $\zeta \approx 1.37$ and $\Delta = 2\zeta - 1$ are also shown (dashed lines). A global minimum occurs at $(1.77, 3.73)$. (b) Δ versus ζ_β versus ζ_γ . The saturation condition (4.24) is satisfied inside the region that lies above the plotted surface. The thick line corresponds to the case where $\zeta_\beta = \zeta_\gamma \equiv \zeta$.

$$\begin{aligned}
 & 3 \left\{ (\zeta_\beta + \zeta_\gamma - 1) \left[(\zeta_\beta - \zeta_\gamma)^2 + 2(\zeta_\beta + \zeta_\gamma) + 1 \right] - 6\zeta_\beta\zeta_\gamma \right\} \left(\frac{\Delta\omega}{\gamma} \right)^4 \\
 & + \left\{ (\zeta_\beta + \zeta_\gamma - 1) \left[(\zeta_\beta - \zeta_\gamma)^2 + (\zeta_\beta + \zeta_\gamma)^2 + 2 \right] - 12\zeta_\beta\zeta_\gamma \right\} \left(\frac{\Delta\omega}{\gamma} \right)^2 \\
 & - (\zeta_\beta + \zeta_\gamma - 1)^3 - 2\zeta_\beta\zeta_\gamma > 0,
 \end{aligned} \tag{4.24}$$

where $\zeta_{\beta,\gamma} = -\gamma_{\beta,\gamma}/\gamma_\alpha$, which are the relative damping rates of the daughters. To simplify the expression above, we set $\zeta \equiv \zeta_\beta = \zeta_\gamma$. Then, keeping in mind that Eq. (4.23) should also be true, it is reduced to

$$\zeta > \frac{1 + \sqrt{3}}{2} \approx 1.37 \tag{4.25}$$

and

$$\Delta^2 > \frac{2\zeta^2 - 2\zeta + 1}{2\zeta^2 - 2\zeta - 1} (1 - 2\zeta)^2, \tag{4.26}$$

where $\Delta = \Delta\omega/\gamma_\alpha$.

First, we notice that Eq. (4.25) imposes a stronger constraint on ζ than Eq. (4.23). Second, we see from Eq. (4.26) that there is a lower limit on the detuning, which depends on ζ . This is illustrated in Fig. 4.

If Eq. (4.23) is not satisfied, all solutions are unbounded and the triplet's amplitudes grow to infinity; the damping rate of the daughters needs to be larger than the driving rate of the parent, in order to stop its growth. The additional condition (4.24) [or, for $\gamma_\beta = \gamma_\gamma$, (4.25)

and (4.26)] is more unintuitive; as shown by Refs. [53, 54], a number of interesting behaviors occur when it is not fulfilled, including limit cycles and chaotic motion. The amplitude evolution of a triplet satisfying the saturation conditions can be seen in Fig. 5.

V. DISCUSSION

The anticipated advent of gravitational-wave astronomy will hopefully shed some light on the neutron star equation of state problem: should gravitational radiation from individual sources be observable, much information about the neutron star interior could be obtained. However, gravitational-wave asteroseismology would have to deal with very weak signals, generated by stellar oscillations. The fact that some of these oscillations are unstable to the emission of gravitational radiation, due to the CFS mechanism presented in Sec. III, works to our advantage: the amplitude of the mode will grow until such a point when nonlinear effects saturate the instability.

Studies on the r -mode instability have shown that the

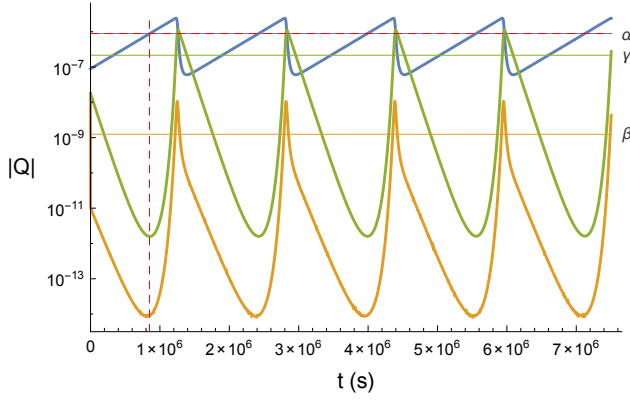


FIG. 5. Amplitude evolution of a coupled triplet that satisfies the saturation conditions. Horizontal solid lines represent the saturation amplitudes of each mode. The dashed horizontal line shows the position of the triplet’s PIT, whereas the dashed vertical line denotes the PIT-crossing time. At that point the parent (mode α) crosses the PIT and the daughters (modes β and γ), which were damped until that point, start to grow. Then, the amplitudes oscillate and finally converge (albeit very slowly in this example) around their equilibrium values (the parent’s equilibrium coincides with the PIT in this example). In this graph, we show the triplet with the *lowest PIT*, in a polytropic model with $\Gamma = 2$ and $\Gamma_1 = 2.1$, for $\Omega = \Omega_K$ and $T = 5 \times 10^9$ K. Mode α is the 3_3f -mode, mode β is the ${}^{-4}_4f$ -mode, and mode γ is the 7_7g_5 -mode (where the notation ${}^m_l g_n$ has been used). The growth/damping rates are $\gamma_\alpha = 2.7 \times 10^{-6} \text{ rad s}^{-1}$, $\gamma_\beta = -1.0 \text{ rad s}^{-1}$, and $\gamma_\gamma = -1.4 \times 10^{-5} \text{ rad s}^{-1}$, and the detuning is $\Delta\omega = 14.1 \text{ rad s}^{-1}$. The value of $|Q|$ depends on the mode normalization choice as $|Q| = \sqrt{E_{\text{mode}}/E_{\text{unit}}}$ (cf. Sec. IV C); here, we chose $E_{\text{unit}} = Mc^2$.

saturation levels will make detection very difficult. In the most optimistic cases, the signal may be detectable with Advanced LIGO from within the local galaxy group [23]. As far as the f -mode instability is concerned, reasonably high saturation levels make the signal from a nascent star definitely detectable with the Einstein Telescope (in some cases even with Advanced LIGO) for sources in the Virgo cluster [32].

Estimating the saturation amplitudes for the r - and f -mode instabilities is also important for another reason: their values affect the evolution of the star inside the instability area. A newborn star, for which both instabilities can be significant, will enter the instability window, which it will traverse at approximately constant angular velocity, until it reaches thermal equilibrium; then, at approximately constant temperature, the star will spin down due to the emission of gravitational radiation, as well as magnetic braking, until it exits the window. The saturation amplitude affects the duration of these phases, thus the time which the star spends inside the instability area.

By taking quadratic perturbations into account, coupled three-mode networks are formed throughout the star. These triplets have to satisfy an internal resonance

and two selection rules for their orders m and degrees l . Although any triplet can be part of this network, we are obviously interested in the case where one of the participating modes is the unstable f -mode. Then, the coupled triplet is said to be parametrically resonant and can lead to a parametric instability, if the unstable (parent) mode crosses the so-called parametric instability threshold. At that point, the other two (daughter) modes start growing. The system reaches saturation if certain conditions are satisfied for the modes’ growth/damping rates, and their frequency mismatch.

In this paper, we have focused on polar modes, like f -, p -, and g -modes. However, all the formulas presented in Sec. IV are also applicable to axial modes. It is only in Appendix B where we assume that all three modes are polar, and find an expression for the zeroth-order component of the coupling coefficient. Results from the application of the formulation above to Newtonian, polytropic stars will be presented in a subsequent paper.

ACKNOWLEDGMENTS

We gratefully acknowledge the support of the German Science Foundation (DFG) via SFB/TR7. We would also like to thank K. Glampedakis for his important comments and suggestions on the manuscript.

APPENDIX A: DERIVATION OF THE EQUATIONS OF MOTION

1. The quadratic equation of motion

The derivation of the quadratic equation of motion (4.3) can be performed in the same way as the derivation of the linear equation of motion (2.10), except that now we also want to retain second-order perturbative terms.

Following Ref. [52], we will use the velocity \mathbf{v} , instead of the Lagrangian displacement $\boldsymbol{\xi}$, to describe the perturbation. As mentioned in Sec. II, the background velocity is zero (because we are working in the corotating frame), so $\mathbf{v} \equiv \delta\mathbf{v} = \dot{\boldsymbol{\xi}}$. Differentiating Eq. (2.3) with respect to time and imposing perturbations on the equilibrium state, we obtain the equation of motion for the velocity, namely

$$\ddot{\mathbf{v}} + \mathcal{B}(\dot{\mathbf{v}}) + \mathcal{C}(\mathbf{v}) + \mathcal{N}_{\mathbf{v}} = \mathbf{0}, \quad (\text{A1})$$

where

$$\mathcal{B}(\mathbf{v}) = 2\boldsymbol{\Omega} \times \mathbf{v} \quad (\text{A2})$$

and

$$\mathcal{C}(\mathbf{v}) = \frac{1}{\rho} \nabla \left(\frac{\partial \delta_1 p}{\partial t} \right) - \frac{\nabla p}{\rho^2} \frac{\partial \delta_1 \rho}{\partial t} + \nabla \left(\frac{\partial \delta_1 \Phi}{\partial t} \right), \quad (\text{A3})$$

with δ_1 denoting first-order and δ_2 second-order Eulerian perturbations. $\mathcal{N}_{\mathbf{v}}$ represents the quadratic terms, which

are explicitly written as

$$\mathcal{N}_{\mathbf{v}} = \frac{\partial}{\partial t} \left[(\mathbf{v} \cdot \nabla) \mathbf{v} + \frac{\nabla \delta_2 p}{\rho} + \delta_1 \left(\frac{1}{\rho} \right) \nabla \delta_1 p + \delta_2 \left(\frac{1}{\rho} \right) \nabla p + \nabla \delta_2 \Phi \right], \quad (\text{A4})$$

where

$$\delta_1 \left(\frac{1}{\rho} \right) = -\frac{\delta_1 \rho}{\rho^2} \quad \text{and} \quad \delta_2 \left(\frac{1}{\rho} \right) = -\frac{\delta_2 \rho}{\rho^2} + \frac{(\delta_1 \rho)^2}{\rho^3}.$$

It should be noted that \mathcal{N} , which appears in Eq. (4.3), is related to $\mathcal{N}_{\mathbf{v}}$ simply by $\mathcal{N}_{\mathbf{v}} = \partial \mathcal{N} / \partial t$.

Perturbing the continuity equation (2.2), we get

$$\frac{\partial \delta_1 \rho}{\partial t} = -\rho \nabla \cdot \mathbf{v} - (\mathbf{v} \cdot \nabla) \rho \quad (\text{A5})$$

and

$$\frac{\partial \delta_2 \rho}{\partial t} = -\delta_1 \rho \nabla \cdot \mathbf{v} - (\mathbf{v} \cdot \nabla) \delta_1 \rho, \quad (\text{A6})$$

for first- and second-order terms, respectively. Accordingly, the perturbed Poisson equation (2.4) gives

$$\nabla^2 \delta_1 \Phi = 4\pi G \delta_1 \rho \quad \text{and} \quad \nabla^2 \delta_2 \Phi = 4\pi G \delta_2 \rho,$$

whose (time-differentiated) solutions are

$$\frac{\partial \delta_1 \Phi}{\partial t} = G \int \frac{\nabla_{\mathbf{r}'} \cdot (\rho \mathbf{v})}{|\mathbf{r} - \mathbf{r}'|} d^3 \mathbf{r}' \quad (\text{A7})$$

and

$$\frac{\partial \delta_2 \Phi}{\partial t} = G \int \frac{\nabla_{\mathbf{r}'} \cdot (\delta_1 \rho \mathbf{v})}{|\mathbf{r} - \mathbf{r}'|} d^3 \mathbf{r}'. \quad (\text{A8})$$

Finally, perturbation of the equation of state $p = p(\rho, \mu)$ to second order gives

$$\Delta p = \left(\frac{\partial p}{\partial \rho} \right)_{\mu} \Delta \rho + \frac{1}{2} \left(\frac{\partial^2 p}{\partial \rho^2} \right)_{\mu} (\Delta \rho)^2,$$

or

$$\frac{\Delta p}{p} = \Gamma_1 \frac{\Delta \rho}{\rho} + \frac{1}{2} \left[\Gamma_1 (\Gamma_1 - 1) + \left(\frac{\partial \Gamma_1}{\partial \ln \rho} \right)_{\mu} \right] \left(\frac{\Delta \rho}{\rho} \right)^2, \quad (\text{A9})$$

where Γ_1 is defined by Eq. (2.9). Here we have assumed that $\Delta \mu = 0$, i.e. the composition is frozen (if μ corresponds to the composition) and/or the star is isentropic (if μ denotes entropy). Also, we have used Lagrangian perturbations, which, to second order, are related to Eulerian by

$$\Delta f = \delta_1 f + (\boldsymbol{\xi} \cdot \nabla) f + \delta_2 f + (\boldsymbol{\xi} \cdot \nabla) \delta_1 f + \frac{1}{2} \boldsymbol{\xi} \cdot [\boldsymbol{\xi} \cdot \nabla (\nabla f)].$$

Using this, we obtain from Eq. (A9)

$$\frac{\partial \delta_1 p}{\partial t} = -(\mathbf{v} \cdot \nabla) p - p \Gamma_1 \nabla \cdot \mathbf{v} \quad (\text{A10})$$

and

$$\frac{\partial \delta_2 p}{\partial t} = -(\mathbf{v} \cdot \nabla) \delta_1 p + [(\boldsymbol{\xi} \cdot \nabla)(p \Gamma_1) + p \Gamma_1 \chi \nabla \cdot \boldsymbol{\xi}] \nabla \cdot \mathbf{v}, \quad (\text{A11})$$

where

$$\chi = \Gamma_1 + \left(\frac{\partial \ln \Gamma_1}{\partial \ln \rho} \right)_{\mu}.$$

2. The amplitude equation of motion

In order to obtain the equation of motion for the amplitude (4.4), we have to replace \mathbf{v} in Eq. (A1) with the expansion (4.2). Note that this expansion implies that

$$\sum_{\alpha} \left(\dot{Q}_{\alpha} \boldsymbol{\xi}_{\alpha} e^{i\omega_{\alpha} t} + \dot{Q}_{\alpha}^* \boldsymbol{\xi}_{\alpha}^* e^{-i\omega_{\alpha} t} \right) = \mathbf{0} \quad (\text{A12})$$

and

$$\sum_{\alpha} \left(\ddot{Q}_{\alpha} \boldsymbol{\xi}_{\alpha} e^{i\omega_{\alpha} t} + i\omega_{\alpha} \dot{Q}_{\alpha} \boldsymbol{\xi}_{\alpha} e^{i\omega_{\alpha} t} + \ddot{Q}_{\alpha}^* \boldsymbol{\xi}_{\alpha}^* e^{-i\omega_{\alpha} t} - i\omega_{\alpha} \dot{Q}_{\alpha}^* \boldsymbol{\xi}_{\alpha}^* e^{-i\omega_{\alpha} t} \right) = \mathbf{0}. \quad (\text{A13})$$

Making use of the eigenvalue equation (2.13), the orthogonality condition (2.20), as well as Eqs. (A12) and (A13), we get

$$\ddot{Q}_{\alpha} + i\omega_{\alpha} \dot{Q}_{\alpha} = \frac{i}{b_{\alpha}} \langle \boldsymbol{\xi}_{\alpha}, \mathcal{N}_{\mathbf{v}} \rangle e^{-i\omega_{\alpha} t}. \quad (\text{A14})$$

It is easily seen that Eq. (A14) is obtained by differentiating Eq. (4.4) with respect to time. By further replacing the expansion (4.2) in $\mathcal{N}_{\mathbf{v}}$ one gets

$$\begin{aligned} \ddot{Q}_{\alpha} + i\omega_{\alpha} \dot{Q}_{\alpha} = \frac{i}{b_{\alpha}} i\omega_{\alpha} \sum_{\beta, \gamma} & \left[F_{\alpha\beta\gamma} Q_{\beta} Q_{\gamma} e^{i(-\omega_{\alpha} + \omega_{\beta} + \omega_{\gamma})t} \right. \\ & + F_{\alpha\bar{\beta}\gamma} Q_{\beta}^* Q_{\gamma} e^{i(-\omega_{\alpha} - \omega_{\beta} + \omega_{\gamma})t} \\ & + F_{\alpha\beta\bar{\gamma}} Q_{\beta} Q_{\gamma}^* e^{i(-\omega_{\alpha} + \omega_{\beta} - \omega_{\gamma})t} \\ & \left. + F_{\alpha\bar{\beta}\bar{\gamma}} Q_{\beta}^* Q_{\gamma}^* e^{i(-\omega_{\alpha} - \omega_{\beta} - \omega_{\gamma})t} \right], \end{aligned} \quad (\text{A15})$$

where

$$F_{\alpha\beta\gamma} = \frac{1}{i\omega_{\alpha}} \langle \boldsymbol{\xi}_{\alpha}, \mathcal{N}_{\mathbf{v}}(\boldsymbol{\xi}_{\beta}, \boldsymbol{\xi}_{\gamma}) \rangle \quad (\text{A16})$$

is the coupling coefficient (a bar over an index means that the corresponding mode eigenfunction in $\mathcal{N}_{\mathbf{v}}$ has to be complex conjugated and its frequency sign reversed).

As mentioned in Sec. IV B, not all terms in Eq. (A15) play an equally important role in the amplitude evolution. As shown in Appendix C 1, a resonance condition between the modes is necessary for the dynamics of the system to be significantly affected by quadratic terms. Assuming a resonance of the form $\omega_{\alpha} = \omega_{\beta} + \omega_{\gamma} + \Delta\omega$,

where $\Delta\omega$ is a small detuning, one can omit rapidly varying terms in Eq. (A15). Then, choosing a mode triplet which satisfies the resonance condition, we get

$$\ddot{Q}_\alpha + i\omega_\alpha \dot{Q}_\alpha = \frac{i}{b_\alpha} i\omega_\alpha F_{\alpha\beta\gamma} Q_\beta Q_\gamma e^{-i\Delta\omega t}, \quad (\text{A17a})$$

$$\ddot{Q}_\beta + i\omega_\beta \dot{Q}_\beta = \frac{i}{b_\beta} i\omega_\beta F_{\beta\gamma\alpha} Q_\gamma^* Q_\alpha e^{i\Delta\omega t}, \quad (\text{A17b})$$

$$\ddot{Q}_\gamma + i\omega_\gamma \dot{Q}_\gamma = \frac{i}{b_\gamma} i\omega_\gamma F_{\gamma\alpha\beta} Q_\alpha Q_\beta^* e^{i\Delta\omega t}. \quad (\text{A17c})$$

If such a resonance exists, it can be shown that $i\omega_\alpha F_{\alpha\beta\gamma} = i(\omega_\alpha - \Delta\omega) \mathcal{F}_{\alpha\beta\gamma}$, where $\mathcal{F}_{\alpha\beta\gamma}$ is given by Eq. (4.6). So, ignoring the detuning, $F_{\alpha\beta\gamma} \approx \mathcal{F}_{\alpha\beta\gamma}$, which also implies that \ddot{Q} is negligible, because only then we can retrieve the equivalent system (4.8).

Setting $\mathcal{H} \equiv F_{\alpha\beta\gamma} = F_{\beta\gamma\alpha} = F_{\gamma\alpha\beta}$ (cf. Appendix B) and introducing growth/damping rates for the modes,

Eqs. (A17) become

$$\dot{Q}_\alpha = \gamma_\alpha Q_\alpha + \frac{i\mathcal{H}}{b_\alpha} Q_\beta Q_\gamma e^{-i\Delta\omega t}, \quad (\text{A18a})$$

$$\dot{Q}_\beta = \gamma_\beta Q_\beta + \frac{i\mathcal{H}}{b_\beta} Q_\gamma^* Q_\alpha e^{i\Delta\omega t}, \quad (\text{A18b})$$

$$\dot{Q}_\gamma = \gamma_\gamma Q_\gamma + \frac{i\mathcal{H}}{b_\gamma} Q_\alpha Q_\beta^* e^{i\Delta\omega t}, \quad (\text{A18c})$$

which coincide with Eqs. (4.11).

APPENDIX B: THE COUPLING COEFFICIENT

Proceeding with the evaluation of Eq. (A16), using equations from Appendix A 1, we find an explicit form for the coupling coefficient, which is [52]

$$F_{\alpha\beta\gamma} = \frac{1}{\omega_\alpha} (\omega_\beta S_{\alpha\beta\gamma} + \omega_\gamma S_{\alpha\gamma\beta}), \quad (\text{B1})$$

where

$$\begin{aligned} S_{\alpha\beta\gamma} = \int \bigg\{ & \rho\omega_\beta\omega_\gamma [-\nabla(\boldsymbol{\xi}_\beta \cdot \boldsymbol{\xi}_\gamma) + \boldsymbol{\xi}_\beta \times (\nabla \times \boldsymbol{\xi}_\gamma) + \boldsymbol{\xi}_\gamma \times (\nabla \times \boldsymbol{\xi}_\beta)] \\ & - \frac{1}{\rho} [\nabla \cdot (\rho\boldsymbol{\xi}_\beta) \nabla(\boldsymbol{\xi}_\gamma \cdot \nabla p + p\Gamma_1 \nabla \cdot \boldsymbol{\xi}_\gamma) + \nabla \cdot (\rho\boldsymbol{\xi}_\gamma) \nabla(\boldsymbol{\xi}_\beta \cdot \nabla p + p\Gamma_1 \nabla \cdot \boldsymbol{\xi}_\beta)] \\ & + \nabla \cdot (\rho\boldsymbol{\xi}_\beta) \nabla \cdot (\rho\boldsymbol{\xi}_\gamma) \frac{\nabla p}{\rho^2} - \left[\boldsymbol{\xi}_\beta \cdot \nabla \left(\frac{\nabla \cdot (\rho\boldsymbol{\xi}_\gamma)}{\rho} \right) \right] \nabla p - G\rho \nabla \left[\int \frac{\nabla_{\mathbf{r}'} \cdot [\boldsymbol{\xi}_\beta \nabla \cdot (\rho\boldsymbol{\xi}_\gamma)]}{|\mathbf{r} - \mathbf{r}'|} d^3\mathbf{r}' \right] \\ & + \nabla [\boldsymbol{\xi}_\beta \cdot \nabla(\boldsymbol{\xi}_\gamma \cdot \nabla p + p\Gamma_1 \nabla \cdot \boldsymbol{\xi}_\gamma) + (\nabla \cdot \boldsymbol{\xi}_\beta) \boldsymbol{\xi}_\gamma \cdot \nabla(p\Gamma_1) + p\Gamma_1 \chi (\nabla \cdot \boldsymbol{\xi}_\beta) (\nabla \cdot \boldsymbol{\xi}_\gamma)] \bigg\} \cdot \boldsymbol{\xi}_\alpha^* d^3\mathbf{r}. \quad (\text{B2}) \end{aligned}$$

The expressions for $F_{\beta\gamma\alpha}$ and $F_{\gamma\alpha\beta}$ are obtained from Eq. (B1), keeping in mind that a bar over an index means that the corresponding mode eigenfunction has to be complex conjugated and the corresponding frequency has to change sign.

As pointed out by Ref. [18], the expression above for the coupling coefficient is identical for both nonrotating and rotating stars. This of course does not make the actual value of the coupling coefficient the same for both cases. If rotation is included, the eigenfrequencies, the eigenfunctions, and the equilibrium quantities are all affected (cf. Sec. II B).

We now assume that $\boldsymbol{\xi}$ takes the form (2.14), namely, it describes the eigenfunction of a polar mode in the non-rotating limit. We also define the dimensionless quanti-

ties [1]

$$\begin{aligned} x &= r/R, & \tilde{\omega} &= \omega/\sqrt{GM/R^3}, \\ y_1 &= \frac{\xi_r}{r}, & y_2 &= c_1 \tilde{\omega}^2 \frac{\xi_h}{r}, \\ y_3 &= \frac{\delta\Phi}{gr}, & y_4 &= \frac{1}{g} \frac{d\delta\Phi}{dr}, \\ c_1 &= \left(\frac{r}{R}\right)^3 \frac{M}{M_r}, & U &= \frac{d \ln M_r}{d \ln r} = \frac{4\pi\rho r^3}{M_r}, \\ V_g &= \frac{V}{\Gamma_1} = -\frac{1}{\Gamma_1} \frac{d \ln p}{d \ln r}, & A^* &= \frac{1}{\Gamma_1} \frac{d \ln p}{d \ln r} - \frac{d \ln \rho}{d \ln r}, \end{aligned}$$

where $g = GM_r/r^2$ is the local gravitational acceleration and $M_r = \int_0^r 4\pi\rho r'^2 dr$. Then, after cumbersome calculations, the coupling coefficient takes the form [52]

$$\begin{aligned}
\tilde{\mathcal{H}} \equiv \frac{\mathcal{H}}{GM/R^3} = Z_{\alpha\beta\gamma} \int_0^1 & \left\{ - \sum_k (A^* y_{1,k} + V_g z_k) \left(\varpi_{k'} \varpi_{k''} y_{1,k'} y_{1,k''} + \frac{QC_k}{c_1^2} y_{2,k'} y_{2,k''} \right) \right. \\
& + \frac{V_g}{c_1} \left[\left(V - 2V_g - \frac{d \ln \Gamma_1}{d \ln r} \right) \prod_k z_k + A_g \prod_k (y_{1,k} - z_k) \right] \\
& + \frac{A^*}{c_1} \left[\left(V_g + U - 4 - c_1 \sum_k \varpi_k^2 \right) \prod_k y_{1,k} - V_g \sum_k z_k y_{1,k'} y_{1,k''} + \sum_k y_{4,k} y_{1,k'} y_{1,k''} \right] \\
& \left. + \frac{A^*}{c_1^2} \sum_k y_{2,k} (GC_k y_{1,k'} y_{1,k''} + QC_{k'} y_{1,k'} z_{k''} + QC_{k''} y_{1,k''} z_{k'}) \right\} \rho R^5 x^4 dx. \quad (\text{B3})
\end{aligned}$$

In the expression above, the index k successively takes one of the values (α, β, γ) , whereas the indices k' and k'' take the values that come next and after next, respectively (for example, for $k = \alpha$, $k' = \beta$ and $k'' = \gamma$). The rest of the quantities are defined as

$$z_k = y_{2,k} - y_{3,k},$$

$$\varpi_k = \begin{cases} \tilde{\omega}_k & \text{for } k = \alpha \\ -\tilde{\omega}_k & \text{for } k = \beta, \gamma, \end{cases}$$

$$QC_k = \frac{-\Lambda_k + \Lambda_{k'} + \Lambda_{k''}}{2\varpi_{k'} \varpi_{k''}},$$

$$GC_k = \frac{\Lambda_k \varpi_k + (\Lambda_{k'} - \Lambda_{k''}) (\varpi_{k'} - \varpi_{k''})}{2\varpi_k \varpi_{k'} \varpi_{k''}},$$

with $\Lambda_k = l_k(l_k + 1)$. Also,

$$A_g = -\frac{d \ln \Gamma_1}{d \ln r} - V_g \left(\frac{\partial \ln \Gamma_1}{\partial \ln \rho} \right)_\mu.$$

Finally,

$$Z_{\alpha\beta\gamma} = \iint Y_\alpha^* Y_\beta Y_\gamma \sin \theta d\theta d\phi,$$

where $Y_k \equiv Y_{l_k}^{m_k}$.

Equation (B3) is invariant to the transformations

$$Y_\alpha \rightleftharpoons Y_\beta, \quad y_{i,\alpha} \rightleftharpoons y_{i,\beta}, \quad Y_\gamma \rightarrow Y_\gamma^*, \quad \tilde{\omega}_\gamma \rightarrow -\tilde{\omega}_\gamma$$

and

$$Y_\alpha \rightleftharpoons Y_\gamma, \quad y_{i,\alpha} \rightleftharpoons y_{i,\gamma}, \quad Y_\beta \rightarrow Y_\beta^*, \quad \tilde{\omega}_\beta \rightarrow -\tilde{\omega}_\beta,$$

which proves that $F_{\alpha\beta\gamma} = F_{\beta\gamma\alpha} = F_{\gamma\alpha\beta} \equiv \mathcal{H}$.

The expression above is the zeroth-order component of the coupling coefficient, namely, all quantities are evaluated in the nonrotating limit. A more general expression could be found if we had replaced the rotationally corrected eigenfunctions in Eq. (B1), but this would significantly complicate the calculation.

\mathcal{H} has units of energy; the normalization in Eq. (B3) is useful when all quantities in the amplitude equations of motion (4.11) [or (A18)] are normalized accordingly. Defining a dimensionless time $\tau = t\sqrt{GM/R^3}$ and a dimensionless frequency $\tilde{\omega} = \omega/\sqrt{GM/R^3}$, the equations of motion are written

$$Q'_\alpha = \tilde{\gamma}_\alpha Q_\alpha + \frac{i\tilde{\mathcal{H}}}{\tilde{b}_\alpha} Q_\beta Q_\gamma e^{-i\Delta\tilde{\omega}\tau}, \quad (\text{B4a})$$

$$Q'_\beta = \tilde{\gamma}_\beta Q_\beta + \frac{i\tilde{\mathcal{H}}}{\tilde{b}_\beta} Q_\gamma^* Q_\alpha e^{i\Delta\tilde{\omega}\tau}, \quad (\text{B4b})$$

$$Q'_\gamma = \tilde{\gamma}_\gamma Q_\gamma + \frac{i\tilde{\mathcal{H}}}{\tilde{b}_\gamma} Q_\alpha Q_\beta^* e^{i\Delta\tilde{\omega}\tau}, \quad (\text{B4c})$$

where $\tilde{\gamma} = \gamma/\sqrt{GM/R^3}$, $\tilde{b} = b/\sqrt{GM/R^3}$ and the prime denotes differentiation with respect to τ .

APPENDIX C: STUDY OF A THREE-MODE NETWORK WITH QUADRATIC NONLINEARITIES

1. The multiscale method

Let us assume that we have an ordinary differential equation which includes a small parameter ϵ . We write the solution to this equation in the form of an asymptotic series, in the sense that

$$y(t) \rightarrow \sum_{n=0}^{\infty} y_n(t) \epsilon^n.$$

In the beginning of the evolution, when t is small, low-order terms dominate the solution. However, as t grows bigger, the contribution of higher-order terms cannot be neglected. These terms are usually called *secular terms*, because their effects become important (compared to low-order terms) at later stages of the evolution. This behavior appears, for example, in a damped harmonic oscillator, where the zeroth-order solution is simply an

undamped harmonic oscillation, with the damping effects occurring at higher orders.

The multiscale method (cf. for instance, Ref. [48]) is a way to capture such higher-order effects from secular terms and make them appear in the low-order terms. As a result, the low-order approximation of the solution would be valid on secular time scales.

We define the time scales $T_n = \epsilon^n t$ and rewrite the asymptotic solution, so that

$$y(t) \rightarrow \sum_{n=0}^{\infty} y_n(T_0, T_1, T_2, \dots) \epsilon^n.$$

In other words, we let the terms of the series depend on more than one time scale. As we will see, this allows us to “eliminate” secular effects from higher-order terms, thus preventing these terms from becoming significant.

We are going to use this method, in order to study Eqs. (4.11). First, we remove the exponential time dependence by setting $C_k = Q_k \exp(i\omega_k t)$ ($k = \alpha, \beta, \gamma$) and the equations of motion are written as

$$\dot{C}_\alpha - i\omega_\alpha C_\alpha = \gamma_\alpha C_\alpha + \frac{i\mathcal{H}}{b_\alpha} C_\beta C_\gamma, \quad (\text{C1a})$$

$$\dot{C}_\beta - i\omega_\beta C_\beta = \gamma_\beta C_\beta + \frac{i\mathcal{H}}{b_\beta} C_\gamma^* C_\alpha, \quad (\text{C1b})$$

$$\dot{C}_\gamma - i\omega_\gamma C_\gamma = \gamma_\gamma C_\gamma + \frac{i\mathcal{H}}{b_\gamma} C_\alpha C_\beta^*. \quad (\text{C1c})$$

Now, we seek solutions of the form

$$C_k = \epsilon C_k^{(1)}(T_0, T_1) + \epsilon^2 C_k^{(2)}(T_0, T_1) + \dots,$$

where $T_0 = t$ and $T_1 = \epsilon t$. Time derivatives then become

$$\frac{d}{dt} = \frac{\partial}{\partial T_0} + \frac{dT_1}{dT_0} \frac{\partial}{\partial T_1} = \frac{\partial}{\partial T_0} + \epsilon \frac{\partial}{\partial T_1}.$$

Replacing the solutions in Eqs. (C1) and distinguishing between $\mathcal{O}(\epsilon)$ and $\mathcal{O}(\epsilon^2)$ terms, we get

$$\frac{\partial C_\alpha^{(1)}}{\partial T_0} - i\omega_\alpha C_\alpha^{(1)} = 0,$$

$$\frac{\partial C_\beta^{(1)}}{\partial T_0} - i\omega_\beta C_\beta^{(1)} = 0,$$

$$\frac{\partial C_\gamma^{(1)}}{\partial T_0} - i\omega_\gamma C_\gamma^{(1)} = 0,$$

and

$$\frac{\partial C_\alpha^{(2)}}{\partial T_1} + \frac{\partial C_\alpha^{(2)}}{\partial T_0} - i\omega_\alpha C_\alpha^{(2)} = \hat{\gamma}_\alpha C_\alpha^{(1)} + \frac{i\mathcal{H}}{b_\alpha} C_\beta^{(1)} C_\gamma^{(1)},$$

$$\frac{\partial C_\beta^{(2)}}{\partial T_1} + \frac{\partial C_\beta^{(2)}}{\partial T_0} - i\omega_\beta C_\beta^{(2)} = \hat{\gamma}_\beta C_\beta^{(1)} + \frac{i\mathcal{H}}{b_\beta} C_\gamma^{*(1)} C_\alpha^{(1)},$$

$$\frac{\partial C_\gamma^{(2)}}{\partial T_1} + \frac{\partial C_\gamma^{(2)}}{\partial T_0} - i\omega_\gamma C_\gamma^{(2)} = \hat{\gamma}_\gamma C_\gamma^{(1)} + \frac{i\mathcal{H}}{b_\gamma} C_\alpha^{(1)} C_\beta^{*(1)},$$

respectively, where we also set $\gamma_k = \epsilon \hat{\gamma}_k$, so that damping and nonlinear terms appear in the same order.

The first-order equations have simple solutions of the form

$$C_k^{(1)}(T_0, T_1) = A_k(T_1) e^{i\omega_k T_0}, \quad (\text{C2})$$

which we substitute to the second-order equations, to get

$$\frac{\partial C_\alpha^{(2)}}{\partial T_0} - i\omega_\alpha C_\alpha^{(2)} = \left(\hat{\gamma}_\alpha A_\alpha - \frac{dA_\alpha}{dT_1} \right) e^{i\omega_\alpha T_0} + \frac{i\mathcal{H}}{b_\alpha} A_\beta A_\gamma e^{i(\omega_\beta + \omega_\gamma) T_0}, \quad (\text{C3a})$$

$$\frac{\partial C_\beta^{(2)}}{\partial T_0} - i\omega_\beta C_\beta^{(2)} = \left(\hat{\gamma}_\beta A_\beta - \frac{dA_\beta}{dT_1} \right) e^{i\omega_\beta T_0} + \frac{i\mathcal{H}}{b_\beta} A_\gamma^* A_\alpha e^{i(\omega_\alpha - \omega_\gamma) T_0}, \quad (\text{C3b})$$

$$\frac{\partial C_\gamma^{(2)}}{\partial T_0} - i\omega_\gamma C_\gamma^{(2)} = \left(\hat{\gamma}_\gamma A_\gamma - \frac{dA_\gamma}{dT_1} \right) e^{i\omega_\gamma T_0} + \frac{i\mathcal{H}}{b_\gamma} A_\alpha A_\beta^* e^{i(\omega_\alpha - \omega_\beta) T_0}. \quad (\text{C3c})$$

As we mentioned earlier, the whole point of the multiscale method is to transfer long-term effects from higher-order terms to low-order terms. In this case, we want to prevent the second-order terms of the solution, $C_k^{(2)}$, from growing and becoming important. To accomplish this, we have to eliminate the so-called secular terms. In the case of Eqs. (C3), terms that include the factor

$\exp(i\omega_k T_0)$ have to vanish, because they produce secular terms, causing the solution to grow in time.

a. The nonresonant case

If there is no resonance of the form $\omega_\alpha \approx \omega_\beta + \omega_\gamma$ between the modes, then the conditions for the elimination of secular terms from Eqs. (C3) are

$$\frac{dA_k}{dT_1} = \hat{\gamma}_k A_k,$$

or

$$A_k = a_k e^{\hat{\gamma}_k T_1},$$

which makes the first-order solutions (C2)

$$C_k = \epsilon C_k^{(1)} + \mathcal{O}(\epsilon^2) = \epsilon a_k e^{\gamma_k t} e^{i\omega_k t} + \mathcal{O}(\epsilon^2),$$

or, in terms of the original variables Q_k ,

$$Q_k = \epsilon a_k e^{\gamma_k t} + \mathcal{O}(\epsilon^2). \quad (\text{C4})$$

Equation (C4) shows that, if there is no resonance between the modes, their amplitudes grow or decrease with time, depending on the sign of γ_k .

b. The resonant case

If a resonance of the form $\omega_\alpha = \omega_\beta + \omega_\gamma + \Delta\omega$ exists ($\Delta\omega$ being a small detuning), then the second terms on the right-hand sides of Eqs. (C3) also contribute in the production of secular terms in the solution. Then, the secular-term elimination conditions become

$$\frac{dA_\alpha}{dT_1} = \hat{\gamma}_\alpha A_\alpha + \frac{i\mathcal{H}}{b_\alpha} A_\beta A_\gamma e^{-i\Delta\omega T_1}, \quad (\text{C5a})$$

$$\frac{dA_\beta}{dT_1} = \hat{\gamma}_\beta A_\beta + \frac{i\mathcal{H}}{b_\beta} A_\gamma^* A_\alpha e^{i\Delta\omega T_1}, \quad (\text{C5b})$$

$$\frac{dA_\gamma}{dT_1} = \hat{\gamma}_\gamma A_\gamma + \frac{i\mathcal{H}}{b_\gamma} A_\alpha A_\beta^* e^{i\Delta\omega T_1}, \quad (\text{C5c})$$

where we set $\Delta\omega = \epsilon\Delta\hat{\omega}$. From Eqs. (C5) we obtain our original system (4.11), whose study is presented in Secs. IV E–IV G.

2. Linear stability analysis

Having used the variable transformation (4.19) to the equations of motion (4.11), we obtain Eqs. (4.20), namely

$$\dot{\epsilon}_\alpha = \gamma_\alpha \epsilon_\alpha + \epsilon_\beta \epsilon_\gamma \sin \varphi,$$

$$\dot{\epsilon}_\beta = \gamma_\beta \epsilon_\beta - \epsilon_\gamma \epsilon_\alpha \sin \varphi,$$

$$\dot{\epsilon}_\gamma = \gamma_\gamma \epsilon_\gamma - \epsilon_\alpha \epsilon_\beta \sin \varphi,$$

and

$$\dot{\varphi} = \cot \varphi \left[\frac{\dot{\epsilon}_\alpha}{\epsilon_\alpha} + \frac{\dot{\epsilon}_\beta}{\epsilon_\beta} + \frac{\dot{\epsilon}_\gamma}{\epsilon_\gamma} - \gamma \right] + \Delta\omega,$$

where $\varphi = \vartheta_\alpha - \vartheta_\beta - \vartheta_\gamma + \Delta\omega t$ and $\gamma = \gamma_\alpha + \gamma_\beta + \gamma_\gamma$.

We linearize these equations by imposing small perturbations around their equilibrium solutions (4.21). Denoting these perturbations by δ (not to be confused with a Eulerian perturbation), we get [52]

$$\frac{d}{dt} \left(\frac{\delta \epsilon_\alpha}{\epsilon_\alpha} \right) = -\gamma_\alpha \left(-\frac{\delta \epsilon_\alpha}{\epsilon_\alpha} + \frac{\delta \epsilon_\beta}{\epsilon_\beta} + \frac{\delta \epsilon_\gamma}{\epsilon_\gamma} + \kappa \delta \varphi \right), \quad (\text{C6a})$$

$$\frac{d}{dt} \left(\frac{\delta \epsilon_\beta}{\epsilon_\beta} \right) = -\gamma_\beta \left(\frac{\delta \epsilon_\alpha}{\epsilon_\alpha} - \frac{\delta \epsilon_\beta}{\epsilon_\beta} + \frac{\delta \epsilon_\gamma}{\epsilon_\gamma} + \kappa \delta \varphi \right), \quad (\text{C6b})$$

$$\frac{d}{dt} \left(\frac{\delta \epsilon_\gamma}{\epsilon_\gamma} \right) = -\gamma_\gamma \left(\frac{\delta \epsilon_\alpha}{\epsilon_\alpha} + \frac{\delta \epsilon_\beta}{\epsilon_\beta} - \frac{\delta \epsilon_\gamma}{\epsilon_\gamma} + \kappa \delta \varphi \right), \quad (\text{C6c})$$

and

$$\frac{d\delta\varphi}{dt} = \kappa \sum_k \Gamma_k \frac{\delta \epsilon_k}{\epsilon_k} + \gamma \delta \varphi, \quad (\text{C6d})$$

where $\kappa = \Delta\omega/\gamma$ and $\Gamma_k = 2\gamma_k - \gamma$, with the index k successively taking the values (α, β, γ) .

The matrix of the linear system (C6) is

$$\mathbf{A} = \begin{pmatrix} \gamma_\alpha & -\gamma_\alpha & -\gamma_\alpha & -\kappa\gamma_\alpha \\ -\gamma_\beta & \gamma_\beta & -\gamma_\beta & -\kappa\gamma_\beta \\ -\gamma_\gamma & -\gamma_\gamma & \gamma_\gamma & -\kappa\gamma_\gamma \\ \kappa\Gamma_\alpha & \kappa\Gamma_\beta & \kappa\Gamma_\gamma & \gamma \end{pmatrix},$$

with the help of which we can find the system's characteristic polynomial, via the relation $|\mathbf{A} - \lambda \mathbf{I}| = 0$, where λ are the eigenvalues of \mathbf{A} and \mathbf{I} is the identity matrix. The polynomial has the form $\lambda^4 + a_1\lambda^3 + a_2\lambda^2 + a_3\lambda + a_4 = 0$, where

$$a_1 = -2\gamma, \quad a_2 = \gamma^2 (1 + \kappa^2) - 4\kappa^2 \sum_k \gamma_k \gamma_{k'},$$

$$a_3 = 4(1 + 3\kappa^2) \prod_k \gamma_k, \quad a_4 = -4(1 + \kappa^2) \gamma \prod_k \gamma_k,$$

with the index k' taking the value that comes after k 's value (e.g., if $k = \alpha$, $k' = \beta$).

Now, we can use the Routh-Hurwitz stability criteria (cf. for instance, Ref. [57]), in order to determine the behavior of the system. First, we construct the Routh-Hurwitz matrix, using the polynomial coefficients, which is

$$\mathbf{M} = \begin{pmatrix} a_1 & 1 & 0 & 0 \\ a_3 & a_2 & a_1 & 1 \\ 0 & a_4 & a_3 & a_2 \\ 0 & 0 & 0 & a_4 \end{pmatrix}.$$

Then, the stability criteria are given by

$$W_1 \equiv a_1 > 0, \quad (\text{C7})$$

$$W_2 \equiv \begin{vmatrix} a_1 & 1 \\ a_3 & a_2 \end{vmatrix} = a_1 a_2 - a_3 > 0, \quad (\text{C8})$$

$$W_3 \equiv \begin{vmatrix} a_1 & 1 & 0 \\ a_3 & a_2 & a_1 \\ 0 & a_4 & a_3 \end{vmatrix} = a_3 W_2 - a_1^2 a_4 > 0, \quad (\text{C9})$$

and

$$W_4 \equiv |\mathbf{M}| = a_4 W_3 > 0. \quad (\text{C10})$$

Since $\gamma_{\beta,\gamma} < 0$, it can be easily shown that the second and fourth criteria are redundant and follow from the other ones. Indeed, if $W_1 > 0$ then a_4 is also positive,

which, combined with $W_3 > 0$, makes the fourth criterion true. Also, $W_3 > 0$ yields $W_2 > a_1^2 a_4 / a_3$, but since $a_3 > 0$, the second criterion is also true.

So, finally, from the first and third criteria we obtain the stability conditions (4.23) and (4.24), which are further studied in Sec. IV G.

-
- [1] W. Unno, Y. Osaki, H. Ando, H. Saio, and H. Shibahashi, *Nonradial Oscillations of Stars*, 2nd ed. (University of Tokyo Press, Tokyo, 1989).
 - [2] C. Aerts, J. Christensen-Dalsgaard, and D. W. Kurtz, *Asteroseismology*, Astronomy and Astrophysics Library (Springer, New York, 2010).
 - [3] S. Chandrasekhar, *Phys. Rev. Lett.* **24**, 611 (1970).
 - [4] J. L. Friedman and B. F. Schutz, *Astrophys. J.* **221**, 937 (1978); *Astrophys. J.* **222**, 281 (1978).
 - [5] N. Andersson and K. D. Kokkotas, *Phys. Rev. Lett.* **77**, 4134 (1996), gr-qc/9610035.
 - [6] N. Andersson and K. D. Kokkotas, *Mon. Not. R. Astron. Soc.* **299**, 1059 (1998), gr-qc/9711088.
 - [7] K. D. Kokkotas, T. A. Apostolatos, and N. Andersson, *Mon. Not. R. Astron. Soc.* **320**, 307 (2001), gr-qc/9901072.
 - [8] O. Benhar, V. Ferrari, and L. Gualtieri, *Phys. Rev. D* **70**, 124015 (2004), astro-ph/0407529.
 - [9] E. Gaertig and K. D. Kokkotas, *Phys. Rev. D* **83**, 064031 (2011), arXiv:1005.5228 [astro-ph.SR].
 - [10] J. R. Ipser and L. Lindblom, *Astrophys. J.* **355**, 226 (1990).
 - [11] J. R. Ipser and L. Lindblom, *Astrophys. J.* **373**, 213 (1991).
 - [12] N. Andersson, *Astrophys. J.* **502**, 708 (1998), gr-qc/9706075.
 - [13] J. L. Friedman and S. M. Morsink, *Astrophys. J.* **502**, 714 (1998), gr-qc/9706073.
 - [14] L. Lindblom, B. J. Owen, and S. M. Morsink, *Phys. Rev. Lett.* **80**, 4843 (1998), gr-qc/9803053.
 - [15] B. J. Owen, L. Lindblom, C. Cutler, B. F. Schutz, A. Vecchio, and N. Andersson, *Phys. Rev. D* **58**, 084020 (1998), gr-qc/9804044.
 - [16] N. Andersson and K. D. Kokkotas, *Int. J. Mod. Phys. D* **10**, 381 (2001), gr-qc/0010102.
 - [17] J. Papaloizou and J. E. Pringle, *Mon. Not. R. Astron. Soc.* **182**, 423 (1978).
 - [18] A. K. Schenk, P. Arras, É. É. Flanagan, S. A. Teukolsky, and I. Wasserman, *Phys. Rev. D* **65**, 024001 (2001), gr-qc/0101092.
 - [19] S. M. Morsink, *Astrophys. J.* **571**, 435 (2002), astro-ph/0202051.
 - [20] P. Arras, É. É. Flanagan, S. M. Morsink, A. K. Schenk, S. A. Teukolsky, and I. Wasserman, *Astrophys. J.* **591**, 1129 (2003), astro-ph/0202345.
 - [21] J. Brink, S. A. Teukolsky, and I. Wasserman, *Phys. Rev. D* **70**, 121501 (2004), gr-qc/0406085; *Phys. Rev. D* **70**, 124017 (2004), gr-qc/0409048; *Phys. Rev. D* **71**, 064029 (2005), gr-qc/0410072.
 - [22] Y. Levin, *Astrophys. J.* **517**, 328 (1999), astro-ph/9810471.
 - [23] R. Bondarescu, S. A. Teukolsky, and I. Wasserman, *Phys. Rev. D* **76**, 064019 (2007), arXiv:0704.0799; *Phys. Rev. D* **79**, 104003 (2009), arXiv:0809.3448.
 - [24] J. L. Friedman, *Phys. Rev. Lett.* **51**, 11 (1983).
 - [25] N. Andersson, K. Kokkotas, and B. F. Schutz, *Astrophys. J.* **510**, 846 (1999), astro-ph/9805225.
 - [26] N. Andersson, K. D. Kokkotas, and N. Stergioulas, *Astrophys. J.* **516**, 307 (1999), astro-ph/9806089.
 - [27] R. Bondarescu and I. Wasserman, *Astrophys. J.* **778**, 9 (2013), arXiv:1305.2335 [astro-ph.SR].
 - [28] J. W. T. Hessels, S. M. Ransom, I. H. Stairs, P. C. C. Freire, V. M. Kaspi, and F. Camilo, *Science* **311**, 1901 (2006), astro-ph/0601337.
 - [29] M. Shibata and S. Karino, *Phys. Rev. D* **70**, 084022 (2004), astro-ph/0408016.
 - [30] S. Ou, J. E. Tohline, and L. Lindblom, *Astrophys. J.* **617**, 490 (2004), astro-ph/0406037.
 - [31] W. Kastaun, B. Willburger, and K. D. Kokkotas, *Phys. Rev. D* **82**, 104036 (2010), arXiv:1006.3885 [gr-qc].
 - [32] A. Passamonti, E. Gaertig, K. D. Kokkotas, and D. Doneva, *Phys. Rev. D* **87**, 084010 (2013), arXiv:1209.5308 [astro-ph.SR].
 - [33] D. D. Doneva, K. D. Kokkotas, and P. Pnigouras, *Phys. Rev. D* **92**, 104040 (2015), arXiv:1510.00673 [gr-qc].
 - [34] K. H. Lockitch and J. L. Friedman, *Astrophys. J.* **521**, 764 (1999), gr-qc/9812019.
 - [35] D. Lynden-Bell and J. P. Ostriker, *Mon. Not. R. Astron. Soc.* **136**, 293 (1967).
 - [36] L. S. Finn, *Mon. Not. R. Astron. Soc.* **222**, 393 (1986); *Mon. Not. R. Astron. Soc.* **227**, 265 (1987).
 - [37] F. Soufi, M. J. Goupil, and W. A. Dziembowski, *Astron. Astrophys.* **334**, 911 (1998).
 - [38] H. Saio, *Astrophys. J.* **244**, 299 (1981).
 - [39] K. S. Thorne, *Rev. Mod. Phys.* **52**, 299 (1980).
 - [40] C. Cutler, L. Lindblom, and R. J. Splinter, *Astrophys. J.* **363**, 603 (1990).
 - [41] R. F. Sawyer, *Phys. Rev. D* **39**, 3804 (1989).
 - [42] E. Flowers and N. Itoh, *Astrophys. J.* **230**, 847 (1979).
 - [43] L. Lindblom and G. Mendell, *Astrophys. J.* **444**, 804 (1995).
 - [44] E. Gaertig, K. Glampedakis, K. D. Kokkotas, and B. Zink, *Phys. Rev. Lett.* **107**, 101102 (2011), arXiv:1106.5512 [astro-ph.SR].
 - [45] D. D. Doneva, E. Gaertig, K. D. Kokkotas, and C. Krüger, *Phys. Rev. D* **88**, 044052 (2013), arXiv:1305.7197 [astro-ph.SR].
 - [46] J. R. Buchler and M.-J. Goupil, *Astrophys. J.* **279**, 394 (1984).
 - [47] T. Van Hoolst and P. Smeyers, *Astron. Astrophys.* **279**, 417 (1993); T. Van Hoolst, *Astron. Astrophys.* **286**, 879 (1994); *Astron. Astrophys.* **292**, 471 (1994).
 - [48] A. H. Nayfeh and D. T. Mook, *Nonlinear Oscillations*, Pure & Applied Mathematics (John Wiley & Sons, New

- York, 1979).
- [49] J. Dyson and B. F. Schutz, *Proc. R. Soc. London, Ser. A* **368**, 389 (1979).
 - [50] M. Abramowitz and I. A. Stegun, *Handbook of Mathematical Functions* (Dover, New York, 1972).
 - [51] L. D. Landau and E. M. Lifshitz, *Mechanics*, 2nd ed., Course of Theoretical Physics, Vol. 1 (Pergamon Press, New York, 1969).
 - [52] W. Dziembowski, *Acta Astron.* **32**, 147 (1982).
 - [53] J.-M. Wersinger, J. M. Finn, and E. Ott, *Phys. Rev. Lett.* **44**, 453 (1980); *Phys. Fluids* **23**, 1142 (1980).
 - [54] Y. S. Dimant, *Phys. Rev. Lett.* **84**, 622 (2000).
 - [55] D. Anderson, *Phys. Scr.* **13**, 117 (1976).
 - [56] F. Verheest, *Plasma Phys.* **18**, 225 (1976).
 - [57] R. A. Horn and C. R. Johnson, *Topics in Matrix Analysis* (Cambridge University Press, Cambridge, England, 1991).