

# New members of Datura family

Rosaev A.<sup>a</sup>, Plávalová E.<sup>b</sup>

<sup>a</sup>*NPC Nedra, Yaroslavl, Russia*

<sup>b</sup>*Astronomical Institute, Slovak Academy of Science, Slovakia*

## Abstract

Asteroid families are groups of minor planets which have a common origin in catastrophic disruptions. Young asteroid families are very interesting because they represent the product of their parent body's fragmentation before orbital and physical evolutionary processes could have changed them. A group of minor asteroids associated with the largest body Datura(1270) is of particular interest because it has enough known members and resides in the inner part of the main asteroid belt and is easy to observe. Up to now, 7 members of this family are known. Here we discuss three new members of the Datura Family: 338309(2002 VR17), 2002 RH291 and 2014 OE206. To prove that these recently-discovered members belong to the Datura family, we conducted numeric integration with all gravitational perturbation over the last 800 kyrs. In the results, we have found that 338309(2002 VR17) and 2002 RH291 are very close to the mean orbit of this family throughout the calculation. In the case of 2014 OE206, it has a strongly chaotic orbit. The possible explanation of this is in the resonance character of its orbit.

**Keywords:** Asteroids – Orbit determination – Occultations – Satellites, dynamics

## 1. Introduction

The observations of the main asteroid belt have brought the discoveries of asteroid families – groups of fragments from collisions of the large asteroids. Up to now, more than 120 asteroid families have been discovered Nesvorný et al. (2015). Most of the large asteroid families are at least 1 Gyrs old. The dynamical history of old asteroid families is complicated by a number of limiting factors such as the incomplete data of the influence of the Yarkovsky effect, chaos effect, subsequent collisions, etc. (Marzari et al., 1999; Bottke et al., 2005; Nesvorný & Vokrouhlický, 2006). The younger an asteroid family is, the more straightforward it is to analyse because they represent the product of their parent body fragmentation before orbital and physical evolutionary processes have had change them.

## 2. Datura family

A group of minor planets associated with the largest body Datura(1270), is of particular interest because it has enough known members and resides in the inner part of the main asteroid belt, which makes observation clearer. The Datura family was discovered by Nesvorný et al. (2006), after which, both its dynamical evolution and physical properties were rigorously studied. The model of rotational fission systems is described by (Pravec et al., 2010). According to their results, if the mass ratio of fragments

is significant, the rotational period of the primary grows longer. The very long period of rotation and the very elongated shape in the case of 2003 CL5(90265) (Vokrouhlický et al., 2009), may be indirect evidence of its recent breakup and may highlight its possible mechanism. The Datura family consist of one large 10 km-sized asteroid (parent body) and a few small minor planets; possible fragments of a catastrophic breakup. Up to now only 7 members of the Datura family were known (Nesvorný et al., 2015, 2006; Vokrouhlický et al., 2009), all of them belonging to the so-called S-type of minor planets Tholen (1984).

## 3. The three new members of the Datura family

As it is noted by Nesvorný et al. (2006), the discovery of new members of the Datura family is of great interest in order to study their group dynamics. Here we report three new members of the Datura family. In order to find new members of the Datura family, we studied 634109 orbits of asteroids from the Lowell Observatory catalogue (Bowell et al., 1994). We extracted the bodies which possess the values of the orbital elements in intervals of  $2.234 < a < 2.236$ ,  $0.2 < e < 0.21$ ,  $5.9 < i < 6.1$  according to the values of the orbital elements of 1270 Datura. We tested these bodies and several of their clones by numerical integration.

In our research, we have found three new members of the Datura family in addition to those listed in Nesvorný et al. (2015, 2006); Vokrouhlický et al. (2009). These three new members are *338309 2002 VR17*, *2002 RH291* and *2014 OE206* (Rosaev & Plávalova, 2015). Table 1. shows the osculating elements for both the seven old members

Email addresses: [hegem@mail.ru](mailto:hegem@mail.ru) (Rosaev A.),  
[plavalova@komplet.sk](mailto:plavalova@komplet.sk) (Plávalová E.)

Table 1: Osculating orbital elements of the Datura family members at epoch 16-01-2009 (JD 2454848).

Number	Object	$\omega$	$\Omega$	$i$	$e$	$a$
1270	Datura	258.84072020	97.88191931	5.98954802	0.207917356	2.234316251
60151	1999 UZ6	260.57151084	96.79987218	5.99341398	0.207812911	2.235186383
89309	2001 VN36	266.85629891	92.976202113	6.02164403	0.20634112	2.23559504
90265	2003 CL5	261.84375257	95.69777810	5.99543662	0.207471114	2.234865786
203370	2001 WY35	260.44606900	96.87210762	5.99154981	0.207435802	2.235226671
215619	2003 SQ168	259.39568050	97.46790499	5.99082425	0.207908027	2.234266272
<b>338309</b>	<b>2002 VR17</b>	<b>260.60046232</b>	<b>96.80636247</b>	<b>5.98940220</b>	<b>0.207747446</b>	<b>2.235169351</b>
	2003 UD112	263.12446374	95.47877895	6.00471739	0.206934529	2.234566113
	<b>2002 RH291</b>	<b>262.04302362</b>	<b>95.75928088</b>	<b>5.99579553</b>	<b>0.207613218</b>	<b>2.235326612</b>
	<b>2014 OE206</b>	<b>261.72701226</b>	<b>96.26530222</b>	<b>6.00041657</b>	<b>0.206975298</b>	<b>2.235606600</b>

NOTE: The three new members of the Datura family are shown in bold.

and the three new shown in bold. These new members of the Datura family are faint and small: as expected by absolute magnitudes, they are from 80 (2014 OE206) up to 500 meters (2002 RH291 and 338309) in diameter, making them comparable with known member 203370 (Tab. 2). It is easy to see, that the orbits of the two new members 338309(2002 VR17) and 2002 RH291 are determined much better than the orbit of 2003UD112, which was initially included in the Datura family (Nesvorny et al., 2006). And the precision of the orbit of 2014 OE206 is comparable to 2003UD112 (Tab. 2).

To prove that these new members belong to the Datura family, we studied their numerical integration. The equations of the motion of the systems were numerically integrated 800 kyrs into the past, using the N-body integrator Mercury (Chambers, 1999) and the Everhart integration method (Everhart, 1985). The initial state vectors for planets were obtained from JPL DE405 ephemerides at the same time as the elements of the Datura-group asteroids (Standish et al., 1995). In addition, we use very few clones to establish the initial element's uncertainties for each of the Datura family's new member's orbital evolutions. The distribution of Datura family members in the coordinates  $(a, e)$  and  $(i, e)$ <sup>1</sup> is given in Figure 1, where the new members are shown as red dots and the original members as blue dots. All the asteroids of the Datura family, including new members, form a compact group in the orbital element's phase space, true at least for 2002 VR17 and 2002 RH291 throughout all considered time intervals. In Figure 2, the evolution of the angular elements for the two new members of the family are given, relative to 1270 Datura's angular elements. It is evident that the values of the angular elements of the new members are close to the largest member of the family in all considered time intervals. For other orbital elements

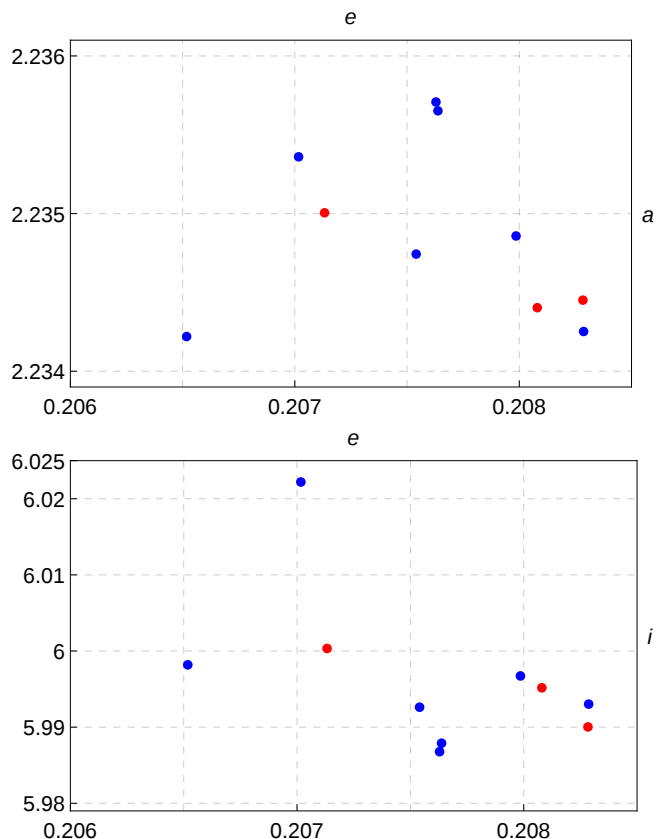


Figure 1: The positions of the Datura family members in  $a, e$  (top figure) and  $i, e$  (bottom figure) coordinates. The new members are shown as red dots and the original members as blue dots.

<sup>1</sup>Throughout the article we have used standard notations for orbital elements  $a$  – semi-major axis in au,  $e$  – eccentricity,  $i$  – inclination,  $\Omega$  – longitude of ascending node,  $\omega$  – perihelion argument,  $\pi$  – longitude of perihelion (the angular elements are in degrees).

Table 2: Some observational parameters of the new members of the Datura family in comparison with the originally known member 2003 UD112.

Number	Object	H	Arc [days]
1270	Datura	12.5	37118.1
60151	1999 UZ6	16.1	6308.05
89309	2001 VN36	16.2	7915.94
90265	2003 CL5	15.9	7245.02
203370	2001 WY35	17.1	6828.77
215619	2003 SQ168	17.0	4702.05
338309	2002 VR17	17.7	5794.84
	2003UD112	17.9	25
	2002 RH291	17.9	4743.76
	2014 OE206	19.3	26

NOTE: Some observational parameters of the new members of the Datura family. Where;  $H$  is the absolute magnitude,  $Arc$  is the orbital arc in days, spanned by observations used in an orbital computation by *Bowell et al. (1994)*.

we have similar relations. The orbital elements also remain similar throughout the whole interval of integration (Fig. 3). The age of the Datura family is estimated to be  $450 \pm 50$  kyrs old according to *Vokrouhlický et al. (2009)* and  $530 \pm 20$  kyrs old according to (*Nesvorný et al., 2006*); that is to say that a question still lingers over the most precise age estimate. This inconsistency could mean that the question of the Datura family's age is still open.

As it seems in Figure 2, the orbital evolution of the new members of the Datura family is not in conflict with the estimated age of *Vokrouhlický et al. (2009)* being  $450 \pm 50$  kyrs. The argument of the perihelion is somewhat better than the node longitude for the determination of age. In the case of 2014 OE206, we have a strongly chaotic orbit. According to our results, the semi-major axis of 2014 OE206 significantly increased about 50 kyrs ago (Fig. 3). This effect presents a small variation of the initial data of this asteroid in the range of  $2.23485 < a < 2.2360$  au for the semi-major axis and at least  $36.79^\circ < M < 36.81^\circ$  for the range of the mean anomaly. In fact, the orbit of

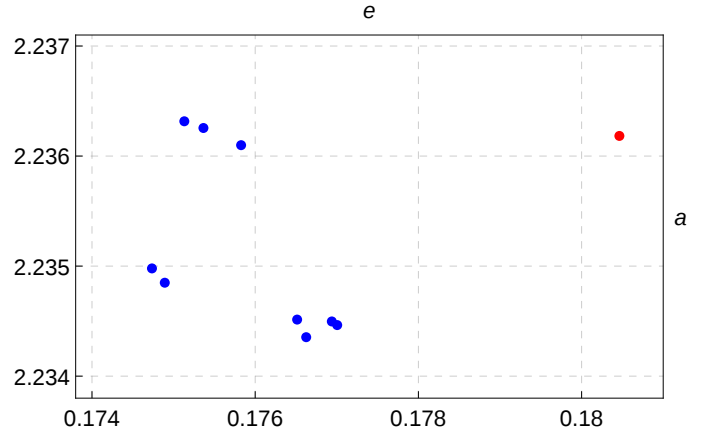


Figure 3: The positions of the Datura family members in  $a$  and  $e$  coordinates 300 kyr ago. Red point - 2014 OE206.

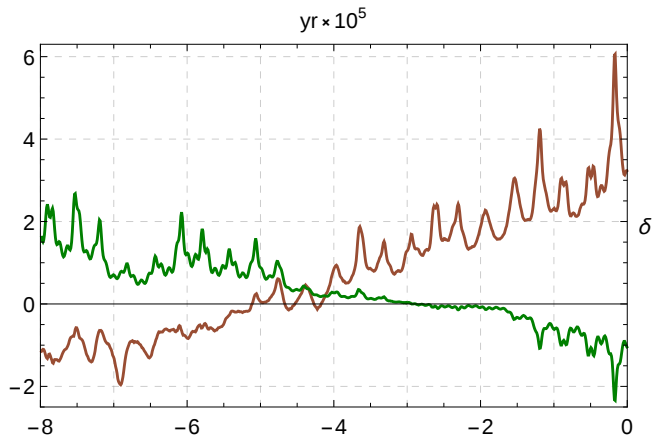


Figure 2: The average of differences in the mean longitude of the ascending nodes  $\Omega$  for 2002 RH291 (brown line) and for 2002 VR17(338309) (green line); both belonging to 1270 Datura.

Table 3: Proper orbital elements of the original and new members of Datura family and the averaged over 300 kyrs integration semi-major axis( $a$ )

Number	Object	Average $a$ [au]	Synthetic proper elements		
			$a$ [au]	$e$	$\sin(i)$
1270	Datura	2.234694	2.23469	0.153413	0.092307
60151	1999 UZ6	2.234867	2.23489	0.153397	0.092331
89309	2001 VN36	2.235201	2.23584	0.153883	0.092586
90265	2003 CL5	2.234943	2.23494	0.153505	0.092397
203370	2001 WY35	2.234865	2.23488	0.153482	0.092397
215619	2003 SQ168	2.234663	2.23465	0.153450	0.092318
338309	2002 VR17	2.234959	2.23494	0.153503	0.092313
	2002 RH291	2.235002	2.23490	0.153533	0.092316

2014 OE206 is a typical example of so-called stable chaotic orbit (Milani et al., 1997).

The possible explanation of this is in the resonance character of its orbit. As it was adopted by Nesvorný et al. (2006), the orbit of 2001 VN36(89309) was assumed to be too uncertain because of resonance-related chaoticity (mean motion resonance 9 : 16 to Mars). Except noted above, there is a commensurability with a resonance of 7 : 2 to Jupiter in the vicinity of the Datura family, but its effect is weaker. The initial mean anomalies of 2001 VN36(89309) and 2014 OE206 are very close, so we can suppose a finite range in the mean anomaly of the instability of the orbit caused by resonance. Resonance is also presented in the orbital evolution of the other members of the family but in a weaker form. The variations of the initial values of other orbital elements (eccentricity, inclination, pericenter and node longitude) have a relatively small effect on the orbital evolution of 2014 OE206.

Elementary consideration has shown that there has been no encounter with Mars closer than 0.01 au. However, the change of semi-major axis in the case of 2014 OE206 is significant; 50 kyrs ago, this asteroid leaped from one side of 9 : 16 resonance to another. On the other hand, its other orbital elements remained very close to the mean elements of the other members of the Datura family. So, we can conclude that 2014 OE206 has belonged to the Datura family for at least the last 50 kyrs.

An additional argument which favours these new members belonging to the Datura family, is the calculation of the average orbital elements over the last 800 kyrs. Through numerical integration, we made a linear approximation of node longitudes. For 2002 VR17 (338309) and 2002 RH291, we have a very close comparison in all the orbital elements. Proper elements, calculated by Knežević & Milani (2003) confirm that 2002 VR17 (338309) and 2002 RH291 belong to the Datura family (Tab. 3). In particular, we can point out a very close match of our calculations of averaged semi-major axis with proper values.

A trait common in the Datura family is a linear dependence between  $\Omega$  and  $\omega$  (Fig. 4). This dependence is unique for the Datura family and remains unfound in

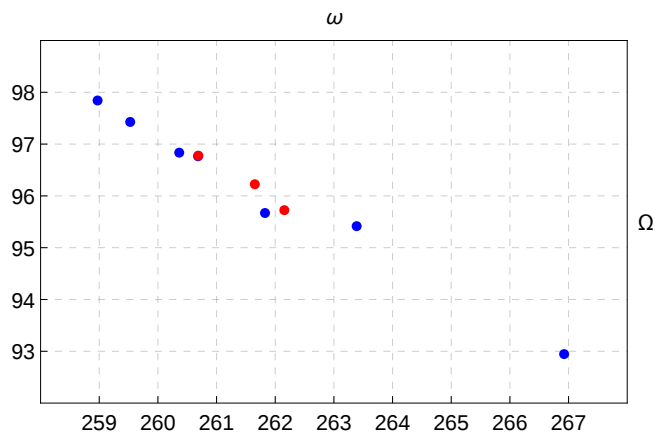


Figure 4: The positions of the Datura family members in  $\Omega, \omega$  coordinates. The new members are shown as red dots and the original members as blue dots.

other young asteroid families (e.g. 1992YC2, Emilkowski, etc. Nesvorný & Vokrouhlický (2006)), and studying it may be key to successfully reconstructing the dynamic history of the Datura family.

#### 4. Encounters in the Datura family

As noted above, if we accept the hypothesis about the origin of all the members of the Datura family in the same event, the new members of the Datura family's orbital evolution does not conflict with the suggested age of  $450 \pm 50$  kyrs.

Here we give a few arguments in favour of the subsequent breakup. Numerical integration shows, that two new members of the Datura family have a few recent close encounters with other known members. However, multiple encounters are far more interesting. Below we consider one interesting case of such an event.

A true anomaly of asteroids is most sensitive at the semi-major axis of initial variations. If we speak about a difference of  $10^{-6}$  au in the initial semi-major axis, we have a variation in the asteroid position of about 10–15 degrees

Table 4: Distances in au between members of the subgroup close to epoch  $T = 157735$  years ago.

$T, \text{yr/d, au}$	1270 Datura / 2003 SQ168(215619)	1270 Datura / 2001 VN36(89309)	215619 / 2001 VN36(89309)
157730	0.0115	0.0160	0.0178
157740	0.0105	0.0207	0.0145

after 100 kyrs. In reality, this means that we cannot determine the position of any minor planet along its orbit with the required degree of accuracy after a few thousand years. After such a time interval, we cannot determine the exact longitude of the studied close encounter and minimal distance between the two asteroids. The YORP effect carries a strong influence in the evolution of semi-major axis; the maximum estimated drift rates of kilometer-sized objects being,  $da/dt \cong 2 * 10^{-4} \text{ au Myr}^{-1}$ . The mean anomaly can rotate with respect to an orbit with a fixed semi-major axis by  $360^\circ$  in 200 kyrs (Nesvorný & Vokrouhlický, 2006).

Another point is, for young compact asteroid families, originating in low-velocity breakups, it is true that two minor planets spent a long time close to one another before impact. So, if we want to determine the epoch of a young asteroid family's origin, we need to look for other criteria.

As noted above, multiple encounters are far more interesting. Detection of such an event would be direct evidence of a breakup epoch. Here we note a triple close encounter with the participation of 1270 Datura, 2001 VN36(89309) and 2003 SQ168(215619) (Tab. 4) (Hereinafter referred to as the subgroup). According to data from Tab. 4, there is a small possibility that asteroid 2003 SQ168 (215619) originated in more recent event (Vokrouhlický et al., 2009). Below we give some new suggestions in favour of this point of view.

The data in Tab. 4 shows that three members of the Datura family were in very close proximity, with a distance smaller than 0.005 au of their distance from the Sun at an epoch of about 157735  $\pm$  5 years from now. We can illustrate this fact as follows:

$$T = \frac{T_{12} + T_{13} + T_{23}}{3} \quad \delta T_{ij} = T_{ij} - T \quad (1)$$

Denote  $T_{ij}$  as an epoch of the minimal distance between  $i$  and  $j$  asteroids,  $T$  as the mean epoch of the triple encounter and  $\delta T_{ij}$  as the time interval at each partial encounter to  $T$ . The values of  $\delta T_{ij}$  at epoch  $157735 \pm 5$  years ago are by order of magnitude, smaller than other triple close encounters for these asteroids (Fig. 5).

The differences in the averaged semi-major axes are determined by averaging their mean motion ie. the period between subsequent close encounters with other minor planets. In our case, this difference is about  $5 \times 10^{-5}$  au. As it seems in Tab. 5, the mean value of such differences in the Datura family is far more than the initial errors in the orbital elements.

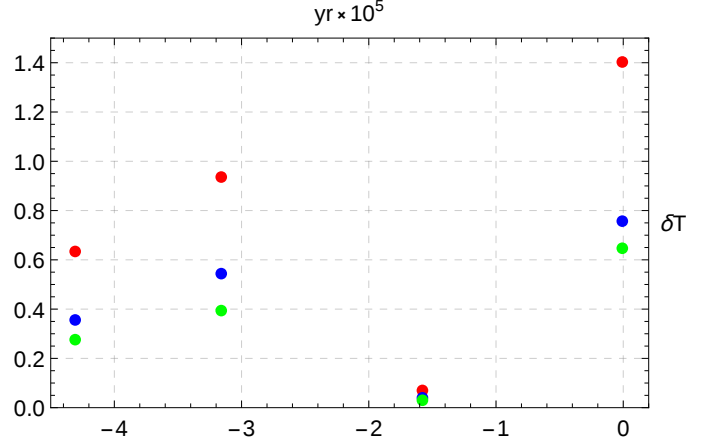


Figure 5: The differences in the period concerning these three bodies is illustrated as follows; red points are for 1270 Datura and 215619 (2003 SQ168/306), blue points for 1270 Datura and 89309 (2001 VN36) and green points for 215619 (2003 SQ168) and 89309 (2001 VN36).

The period between two subsequent close encounters between a pair of asteroids in the family can be estimated using:

$$P = \frac{P_1 P_2}{|P_1 - P_2|} = \frac{a_1^{3/2} a_2^{3/2}}{|a_1^{3/2} - a_2^{3/2}|} \quad (2)$$

Calculations based on Tab. 5 2003 SQ168(215619)  $P = 160.54 \pm 10$  kyrs is in close agreement with our numerical integrations (Fig. 6). Between 1270 Datura and 2001 VN36 (89309) we have a period of about 10 kyrs ( $9822 \pm 12$  yrs) again, in close agreement with our numerical integration.

So, we can conclude that the period between two subsequent close encounters between two asteroids of the Datura family is stable and has relatively negligible initial orbit errors. Of course, we cannot say this of the true anomalies or longitudes of the encounter point; they are too sensitive to initial conditions, but we can say this of the epoch of triple encounters with an error margin of about  $\pm 20$  kyrs, which is comparable with the accuracy of present age Datura family estimations based on angular elements analysis. At least we can detect the time intervals when mutual close encounters of studied asteroids cannot take place. For example, we can completely exclude the time intervals 0–140 kyrs and 180–290 kyrs as a possible origin of 2003 SQ168 (215619).

It is interesting that if our conclusion about a subsequent breakup close to the epoch 157.7 kyrs is true, this

Table 5: Time-dependence of the constant of the subgroup in a 300 kyrs time interval.

Number	Object	Average $a$ [au]	Uncertainties in $a$
1270	Datura	2.234694	$1.1 \times 10^{-8}$
89309	2001 VN36	2.235201	$7.7 \times 10^{-8}$
215619	2003 SQ168	2.234663	$2.2 \times 10^{-7}$

means that non-gravitational forces (Yarkovsky etc.) do not have a significant effect on minor planets in the considered subgroup. In any case, it is incorrect to exclude 2001 VN36(89309) from Datura family dynamical reconstructions and to reject the possibility of the more recent origin of 2003 SQ168(215619).

## 5. Conclusions

Three new members of the Datura asteroid family have been found. These new members can help to improve our estimation of the epoch and circumstances of origin. Two of these new members (2002 VR17(338309) and 2002 RH291), have relatively well-determined orbits and belong to the Datura family throughout a time interval of at least 800 kyrs. The third new member, 2014 OE206, has a chaotic resonance orbit like 2001 VN36(89309) and is characterised by a significant increase in semi-major axis about 50 kyrs ago. If we accept the hypothesis about a one-moment origin of the Datura family, the dynamical evolution of 2002 VR17 (338309) and 2002 RH291 does not conflict with the previous estimation of the age of the Datura family ( $450 \pm 50$  kyrs). But studying mutual encounters in this asteroid cluster gives some arguments in favour of a subsequent breakup at the epoch about  $157.7 \pm 0.1$  kyrs ago. In this more recent event three minor planets 1270 Datura, 2001 VN36(89309) and 2003 SQ168(215619) took part.

## References

- Bottke, W. F., Durda, D. D., Nesvorný, D., Jedicke, R., Morbidelli, A., Vokrouhlický, D., & Levison, H. F. (2005). Linking the collisional history of the main asteroid belt to its dynamical excitation and depletion. *Icarus*, 179, 63–94. doi:10.1016/j.icarus.2005.05.017.
- Bowell, E., Muinonen, K., & Wasserman, L. H. (1994). A Public-Domain Asteroid Orbit Data Base. In A. Milani, M. di Martino, & A. Cellino (Eds.), *Asteroids, Comets, Meteors 1993* (pp. 477–481). volume 160 of *IAU Symposium*.
- Chambers, J. E. (1999). A hybrid symplectic integrator that permits close encounters between massive bodies. *Monthly Notices of the Royal Astronomical Society*, 304, 793–799. doi:10.1046/j.1365-8711.1999.02379.x.
- Everhart, E. (1985). An efficient integrator that uses Gauss-Radau spacings. In A. Carusi, & G. B. Valsecchi (Eds.), *Dynamics of Comets: Their Origin and Evolution, Proceedings of IAU Colloq. 83, held in Rome, Italy, June 11-15, 1984. Edited by Andrea Carusi and Giovanni B. Valsecchi. Dordrecht: Reidel, Astrophysics and Space Science Library. Volume 115, 1985, p.185* (p. 185).
- Knežević, Z., & Milani, A. (2003). Proper element catalogs and asteroid families. *Astronomy and Astrophysics*, 403, 1165–1173. doi:10.1051/0004-6361:20030475.
- Marzari, F., Farinella, P., & Davis, D. R. (1999). Origin, Aging, and Death of Asteroid Families. *Icarus*, 142, 63–77. doi:10.1006/icar.1999.6208.
- Milani, A., Nobili, A. M., & Knežević, Z. (1997). Stable Chaos in the Asteroid Belt. *Icarus*, 125, 13–31. doi:10.1006/icar.1996.5582.
- Nesvorný, D., Broz, M., & Carruba, V. (2015). Identification and Dynamical Properties of Asteroid Families. *ArXiv e-prints*, . arXiv:1502.01628.
- Nesvorný, D., & Vokrouhlický, D. (2006). New Candidates for Recent Asteroid Breakups. *The Astronomical Journal*, 132, 1950–1958. doi:10.1086/507989.

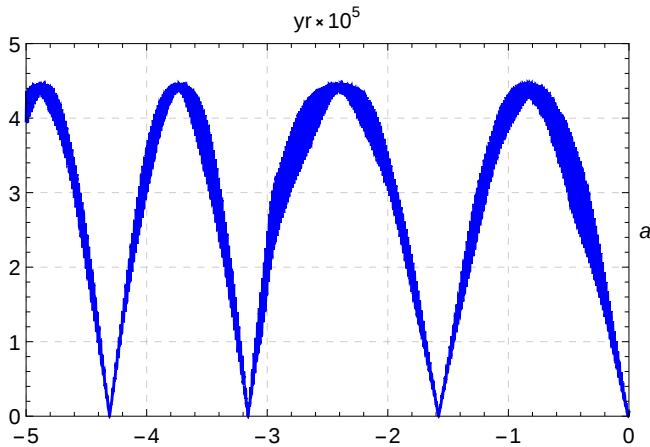


Figure 6: The evolution of the mutual distance between 1270 Datura and 2003 SQ168(215619).

- Nesvorný, D., Vokrouhlický, D., & Bottke, W. F. (2006). The Breakup of a Main-Belt Asteroid 450 Thousand Years Ago. *Science*, 312, 1490. doi:10.1126/science.1126175.
- Pravec, P., Vokrouhlický, D., Polishook, D., Scheeres, D. J., Harris, A. W., Galád, A., Vaduvescu, O., Pozo, F., Barr, A., Longa, P., Vachier, F., Colas, F., Pray, D. P., Pollock, J., Reichart, D., Ivarsen, K., Haislip, J., Lacluyze, A., Kušnirák, P., Henych, T., Marchis, F., Macomber, B., Jacobson, S. A., Krugly, Y. N., Sergeev, A. V., & Leroy, A. (2010). Formation of asteroid pairs by rotational fission. *Nature*, 466, 1085–1088. doi:10.1038/nature09315. arXiv:1009.2770.
- Rosaev, A., & Plavalova, E. (2015). Possible new members of Datura asteroid family. *European Planetary Science Congress 2015, held 27 September - 2 October, 2015 in Nantes, France, Online at <http://meetingorganizer.copernicus.org/EPSC2015/EPSC2015>* & <http://meetingorganizer.copernicus.org/EPSC2015j/A&id.EPSC2015-434>, 10, EPSC2015–434.
- Standish, E. M., Newhall, X. X., Williams, J. G., & Folkner, W. M. (1995). JPL Planetary and Lunar Ephemerides, DE403/LE403. *JPL Interoffice Memorandum 314*, (pp. 10–127).
- Tholen, D. J. (1984). *Asteroid taxonomy from cluster analysis of photometry*. Ph.D. thesis University of Arizona, Tucson.
- Vokrouhlický, D., Durech, J., Michałowski, T., Krugly, Y. N., Gaftonyuk, N. M., Kryszczyńska, A., Colas, F., Lecacheux, J., Molotov, I., Slyusarev, I., Poliška, M., Nesvorný, D., & Beshore, E. (2009). Datura family: the 2009 update. *Astronomy and Astrophysics*, 507, 495–504. doi:10.1051/0004-6361/200912696.