

Locks and keys: How fast can you open several locks with too many keys?

O. Marchal

*Université de Lyon, CNRS UMR 5208,
Université Jean Monnet, Institut Camille Jordan, France*¹

Abstract: This short note is the result of a French “Hippocampe internship”² that aims at introducing the world of research to young undergraduate French students. The problem studied is the following: imagine yourself locked in a cage barred with n different locks. You are given a keyring with $N \geq n$ keys containing the n keys that open the locks. In average, how many trials are required to open all locks and get out? The article studies 3 different strategies and compare them. Implementation of the strategies are also proposed as illustrations of the theoretical results.

1 Statement of the problem

The precise statement of the problem and the various assumptions are the following:

Statement of the problem: *We need to open n locks with a keyring containing $N \geq n$ keys. We are interested in determining the average and the standard deviation of the number of trials to open all locks. The special case when the number of keys equals the number of locks ($n = N$) is included.*

Assumptions: The following assumptions about locks and keys are made:

- All locks and keys are assumed to be indistinguishable.
- All locks are different and require a specific key to be opened.
- A lock can always be opened, i.e. the key required to open it belongs to the keyring.
- A key cannot open more than one lock.

Consequently, the keyring contains the n different keys corresponding to the locks as well as additional keys that do not open anything when $N > n$. The keys are randomly placed in the keyring. We denote by $T_{n,N}$ the number of trials to open all locks. We are interested in gathering as much information as possible on $T_{n,N}$ especially $E(T_{n,N})$ and $\text{Var}(T_{n,N})$.

2 Strategy 1: The totally random strategy

The first strategy one can think of is to select randomly one of the remaining keys and try it randomly into one the remaining locks to open. In particular we do not keep track about the previous tries except for the fact that we discard locks that are already opened and their corresponding

²“Hippocampe” (sea-horse or hippocampus in French) internships are three days sessions during which small groups of students specialized in mathematics and physics are presented with a problem that they have to solve under the supervision of an academic professor.

keys. Let us introduce X_i ($1 \leq i \leq n$) the number of trials required between the opening of $i - 1^{\text{th}}$ lock and the i^{th} lock. (for $i = 1$, X_1 is just the number of trials required to open the first lock). Thus, we have:

$$T_{n,N} = \sum_{i=1}^n X_i \quad (2.1)$$

In this strategy, the variables X_i are obviously independent since we do not keep track of the history of the trials. To open the i^{th} lock, we choose randomly into the $N - i + 1$ remaining keys. Therefore we get:

$$\forall k \geq 1 : P(X_i = k) = \left(\prod_{i=1}^{k-1} \frac{N-i}{N-i+1} \right) \frac{1}{N-i+1} = \left(\frac{N-i}{N-i+1} \right)^{k-1} \frac{1}{N-i+1} \quad (2.2)$$

Thus we observe that X_i is distributed as a geometric variable with parameters $q_i = \frac{N-i}{N-i+1}$. This is of course coherent with the fact that the strategy is memory-less. It is then straightforward to obtain the mean and standard deviation of X_i :

$$E(X_i) = N - i + 1 \text{ and } \text{Var}(X_i) = (N - i)(N - i + 1) \quad (2.3)$$

Since the variables X_i are independent, we get from (2.1) that:

$$E(T_{n,N}) = \sum_{i=1}^n E(X_i) = \frac{n(2N - n + 1)}{2} \text{ and } \text{Var}(T_{n,N}) = \sum_{i=1}^n \text{Var}(X_i) = \frac{n(3N^2 - 3Nn + n^2 - 1)}{3} \quad (2.4)$$

In the case when $N = n$, we get:

$$E(T_{n,n}) = \frac{n(n+1)}{2} \text{ and } \text{Var}(T_{n,n}) = \frac{n(n-1)(n+1)}{3} \quad (2.5)$$

Simulations (See 6) show that $T_{n,N}$ is very well approached by a Γ distribution with parameters $\Gamma \left(k = \frac{3n(2N-n+1)^2}{4(3N^2-3Nn+n^2-1)}, \theta = \frac{2(3N^2-3Nn+n^2-1)}{3(2N-n+1)} \right)$. Parameters have been adjusted here so that expectation and standard deviation match (we recall that $E(\Gamma(k, \theta)) = k\theta$ et $\text{Var}(\Gamma(k, \theta)) = k\theta^2$). Appearance of the Γ distribution is not surprising here. Indeed, geometric variables are a discrete version of the exponential distribution (typical of memory-less phenomenon) that is a special case of Γ distributions ($k = 1$). Additionally, the sum of independent Γ distributions with parameters (k_i, θ) is known to remain a Γ distribution with parameters $\left(k = \sum_{i=1}^n k_i, \theta \right)$. However note that our parameters θ_i are different so that the last theorem cannot be applied properly but only in an approximate manner.

Of course, the totally random strategy is not the optimal strategy since we do not keep track of the combinations tried previously. These strategies are developed in the next sections.

3 Strategy 2: Take a lock and test all keys

Strategy: The strategy is now the following: we choose a lock and then we try all remaining (that is to say all keys except those that have already opened a lock) keys successively until we find the (unique) right key that opens the lock. Then we continue with the next lock by starting over with the first remaining key and so on until all are opened.

Remark: Since a key opens at most one lock, we can discard the successful keys. Moreover when a lock is opened, all remaining keys (including those that have been tried and those that have not been tried on the lock) remain equivalent for the next locks. Indeed, since we now that a lock is exactly opened by one key, we get that when a lock is opened, all keys that have not been tried immediately acquire the property that they do not open this lock, a property that was already known for the keys that have been tried on the lock. In particular the way we will order the keys for the next lock does not affect the distribution of the number of trials.

As in the previous section, let X_i ($1 \leq i \leq n$) be the number of trials required between the opening of $i - 1^{\text{th}}$ lock and the i^{th} lock. (for $i = 1$, X_1 is just the number of trials required to open the first lock). Equation (2.1) still holds. Moreover from the previous remark, we get that the variables X_i are still independent. To open the i^{th} lock, only $N + 1 - i$ keys remain and we get for $1 \leq k \leq N + 1 - i$:

$$P(X_i = k) = \frac{N - i}{N + 1 - i} \frac{N - i - 1}{N - i} \cdots \frac{N + 1 - i - k}{N + 2 - i - k} \frac{1}{N + 1 - i - k} = \frac{1}{N + 1 - i} \quad (3.1)$$

Consequently we observe that X_i follows a discrete uniform distribution:

$$X_i \sim \text{Uniform}(\{1, \dots, N - i + 1\}) \quad (3.2)$$

In the end we get:

$$E(X_i) = \frac{N + 2 - i}{2} \text{ and } \text{Var}(X_i) = \frac{(N + 2 - i)(N - i)}{12} \quad (3.3)$$

and eventually

$$E(T_{n,N}) = \frac{n(2N + 3 - n)}{4} \text{ and } \text{Var}(T_{n,N}) = \frac{n(6N^2 - 6Nn + 6N + 2n^2 - 3n - 5)}{72} \quad (3.4)$$

In the case when $N = n$ we get:

$$E(T_{n,n}) = \frac{n(n + 3)}{4} \text{ and } \text{Var}(T_{n,n}) = \frac{n(2n + 5)(n - 1)}{72} \quad (3.5)$$

Simple computations shows that this strategy is in average better than the totally-random one even in the case when $N = n$. Simulations (See section 6) of this strategy are also in agreement with the theoretical results.

4 Strategy 3: Take a key and try it in all locks

Strategy: We now consider the following strategy: we take a key and we try it into all remaining locks. We stop when it opens a lock or when we have exhausted all remaining locks. We then take the next key and start over with the first remaining lock and so on until all locks are opened.

Let us denote as before X_i ($1 \leq i \leq n$) the number of trials required between the opening of $i - 1^{\text{th}}$ lock and the i^{th} lock. (for $i = 1$, X_1 is just the number of trials required to open the first lock) so that equation (2.1) still holds. In this situation, the variables X_i are no longer independent. Indeed, let us assume that to open the first lock, we have used all $N - n$ useless keys (keys that do not open any locks), then it is now impossible that X_2 is greater than $n - 1$ since

we only have $n - 1$ keys and $n - 1$ locks remaining. On the contrary, if the first key opens a lock (that is $X_1 \leq n$), then X_2 may be strictly greater than n if we choose a useless key. Hence we see that the range of X_2 depends on the result of X_1 , thus X_1 and X_2 cannot be independent. The case $N = n$ appears to be singular, since in that case the variables X_i remain independent (since a key must open a lock). Determining the distribution of X_i is more challenging too. Indeed $X_p = k$ depends on the number of keys that have been discarded until the opening of the $p - 1^{\text{th}}$ lock. More specifically, if l locks have been opened before the trial of the p^{th} key, then the key opening lock p must be in position $k + l$ in the keyring. Consequently we get:

$$P(X_p = k) = \frac{1}{N} \sum_{l=0}^{p-1} \frac{\binom{k+l-1}{l} \binom{N-k-l}{p-1-l}}{\binom{N-1}{p-1}} \quad (4.1)$$

We want to prove the following:

Proposition 4.1 *The following identity holds:*

$$\frac{1}{N} \sum_{l=0}^{p-1} \frac{\binom{k+l-1}{l} \binom{N-k-l}{p-1-l}}{\binom{N-1}{p-1}} = \frac{1}{N - p + 1}, \quad \forall k \leq N - p + 1 \quad (4.2)$$

Proof: This identity is a consequence of the Chu-Vandermonde identity³:

$$\forall J \leq K \leq N : \binom{N+1}{K+1} = \sum_{m=0}^K \binom{m}{J} \binom{N-m}{K-J} \quad (4.3)$$

Then replacing N by $N - 1$ and using the symmetry of the binomial coefficients we get to:

$$\forall J \leq K \leq N - 1 : \binom{N}{N-K-1} = \sum_{m=0}^K \binom{m}{J} \binom{N-1-m}{K-J} \quad (4.4)$$

Taking $K = N - p$ and $J = k - 1$ we find

$$\forall k \leq N - p + 1 : \binom{N}{p-1} = \sum_{m=k-1}^{p+k-2} \binom{m}{k-1} \binom{N-1-m}{N-p-k+1} \quad (4.5)$$

where we restrict the sum so that only non-zero binomial coefficients are present. Performing the change $l = m - k + 1$ gives:

$$\sum_{l=0}^{p-1} \binom{k+l-1}{k-1} \binom{N-k-l}{N-k-p+1} = \binom{N}{p-1} = \frac{N}{N-p+1} \binom{N-1}{p-1}, \quad \forall k \leq N - p + 1 \quad (4.6)$$

This last equality is then equivalent to proposition 4.1.

From proposition 4.1 we conclude that the variable X_p is distributed like a discrete uniform distribution:

$$X_i \sim \text{Uniform}(\{1, \dots, N + 1 - i\}) \quad (4.7)$$

³The Chu-Vandermonde identity can be proved easily by identification of the order x^{N+1} in the binomial expansion of the identity $(1+x)^{N+m} = (1+x)^N(1+x)^m$

Expectation and standard deviation are then straightforward to compute:

$$E(X_i) = \frac{(N + 2 - i)}{2} \text{ and } \text{Var}(X_i) = \frac{(N + 2 - i)(N - i)}{12} \quad (4.8)$$

From (2.1) we finally get:

$$E(T_{n,N}) = \sum_{i=1}^n \frac{(N + 2 - i)}{2} = \frac{n(2N - n + 3)}{4} \quad (4.9)$$

We recover the same result as in the previous strategy (3.4). In particular $T_{n,N}$ is still the sum of uniform variables. However in this approach, it is unclear to see why the variables X_i should be uncorrelated. Consequently the computation of the variance is not directly possible except for the case $N = n$ where the variable X_i are independent and (3.5) is recovered.

The last result indicates that the last two strategies seem similar since their results are identical. However computations in the last strategy seem much more complicated than for the previous one and fails to explain why the strategy are equivalent. In fact, **the last two strategies are exactly equivalent no matter the order of keys selected: they will provide exactly the same number of trials for any initial conditions.** We will prove this result in the next section using a combinatorial one-to-one correspondence.

5 Equivalence of strategies 2 and 3

Let us order the locks from 1 to n and number the keys that open a lock with their corresponding lock number. The useless keys are then numbered randomly from $n+1$ to N (the number itself is of no interest, the only piece of information that we need is that it does not open anything). Then an initial condition corresponds to the choice of a random permutation of $\{1, \dots, N\}$ of the keys. More specifically, the randomness of the problem consists in drawing a random permutation of $\{1, \dots, N\}$ uniformly on the symmetric group S_N (with $N!$ possibilities). As soon as the permutation is given (i.e. the order of the keys given) then the number of trials is completely determined using one of the strategies developed in sections 3 or 4. This defines properly the probability space on which we work on. Let us illustrate the situation on the following example:

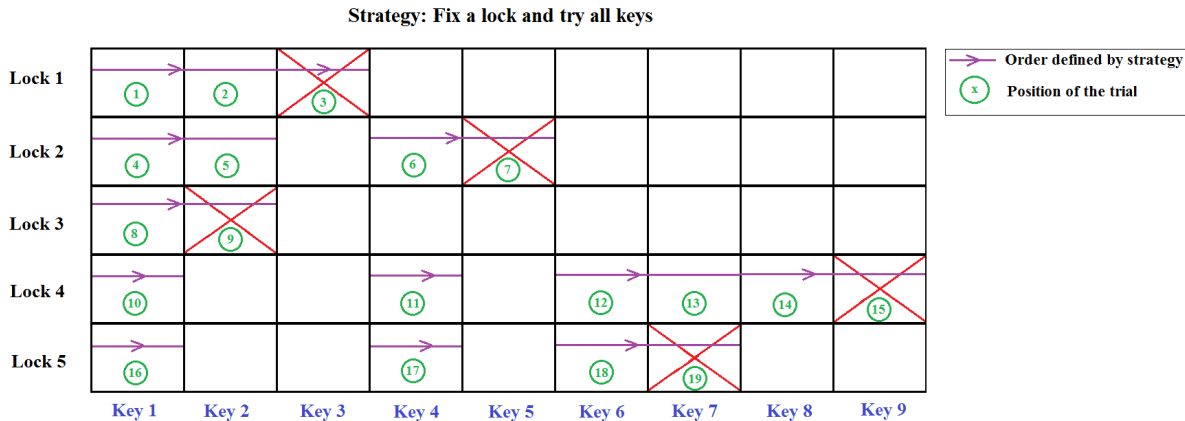


Fig. 1: Illustration of the strategy developed in section 3 when locks 1 up to 5 are opened respectively by keys in position 3, 5, 2, 9, 7 in the keyring.

Strategy: Try a key in all locks

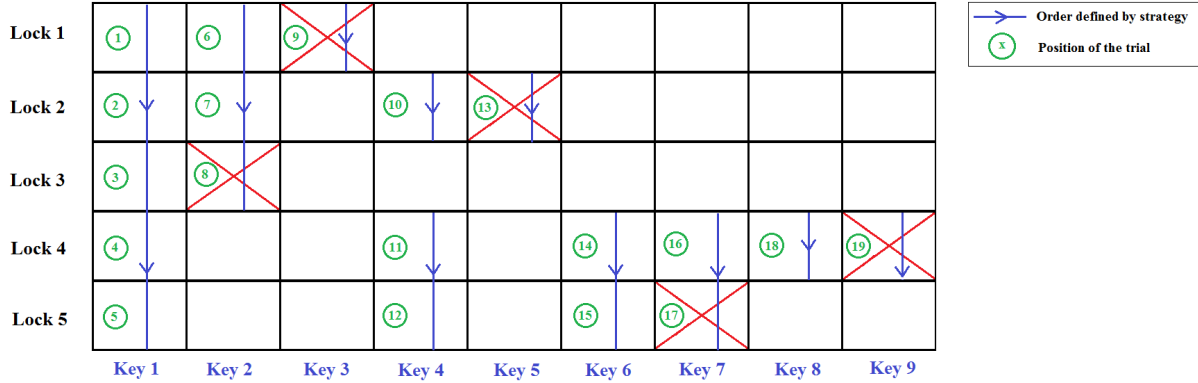


Fig. 2: Illustration of the strategy developed in section 4 when locks 1 up to 5 are opened respectively by keys in position 3, 5, 2, 9, 7 in the keyring. Boxes ticked in red indicate the position of the keys in the keyring.

For both strategies, it is easy to prove that the only boxes tried in the previous strategies are those being on the left and at the top of a ticked box. Indeed:

1. In strategy developed in section 3, boxes at the right of a ticked box will be discarded because we do not try the remaining keys as soon as a lock is open. Boxes below a ticked box will not be tried because as soon as a lock is opened, we do not test any other key on it.
2. In strategy developed in section 4, boxes at the right of a ticked box will be discarded because as soon as a lock is opened we do not test any other key on it. Boxes below a ticked box will not be tried because as soon as a key has opened a lock, we do not try it on any other lock (since we know from the assumptions that it can at most open one lock).

Hence figures 1 and 2 show that for any initial condition, the number of trials $T_{n,N}$ will be the same for both strategies: only the order of the various tries will differ in the two strategies.

6 Numeric simulations

Numeric simulations can be carried out to illustrate the various strategies. We present here the code in Maple as well as histograms of the distributions of $T_{n,N}$ for different values of n and N . All strategies require a procedure to generate a random permutation:

```

RandomPerm:=proc(n)
local T:
T:=seq(1..n):
return(Shuffle(T)):
end proc:

```

Then, the totally random strategy can be implemented like:

```

RandomStrategy:=proc(NumberKeys,NumberLocks)
local NumberTrials, LocksRemaining, KeysRemaining, LockChosen, KeyChosen:
NumberTrials:=0:
LocksRemaining:=NumberLocks:

```

```

KeysRemaining:=NumberKeys:
while LocksRemaining>0 do
LockChosen:=rand(LocksRemaining)()+1:
KeyChosen:=rand(KeysRemaining)()+1:
if LockChosen=KeyChosen then LocksRemaining:=LocksRemaining-1:
    KeysRemaining:=KeysRemaining-1: fi:
NumberTrials:=NumberTrials+1:
od:
return(NumberTrials):
end proc:

```

The strategy developed in section 4 can be implemented like:

```

Strategy2:=proc(T,N)
local Res,KeyInProgress,LocksRemaining,n,j,Tab:
Tab:=T: n:=nops(Tab): Res:=0:
KeyInProgress:=1: LocksRemaining:=N:
while LocksRemaining>0 do
if Tab[KeyInProgress]>LocksRemaining then
    Res:=Res+ LocksRemaining: KeyInProgress:=KeyInProgress+1:
else Res:=Res+ Tab[KeyInProgress]: LocksRemaining:=LocksRemaining-1:
    if KeyInProgress<n then for j from (KeyInProgress+1) to n do
        if (Tab[j]>Tab[KeyInProgress]) then Tab[j]:=Tab[j]-1: fi: od: fi:
    KeyInProgress:=KeyInProgress+1:
fi: od: return(Res):
end proc:

```

A similar code can be implemented for strategy developed in section 3. Results of the simulations and comparison with the theoretical results are:

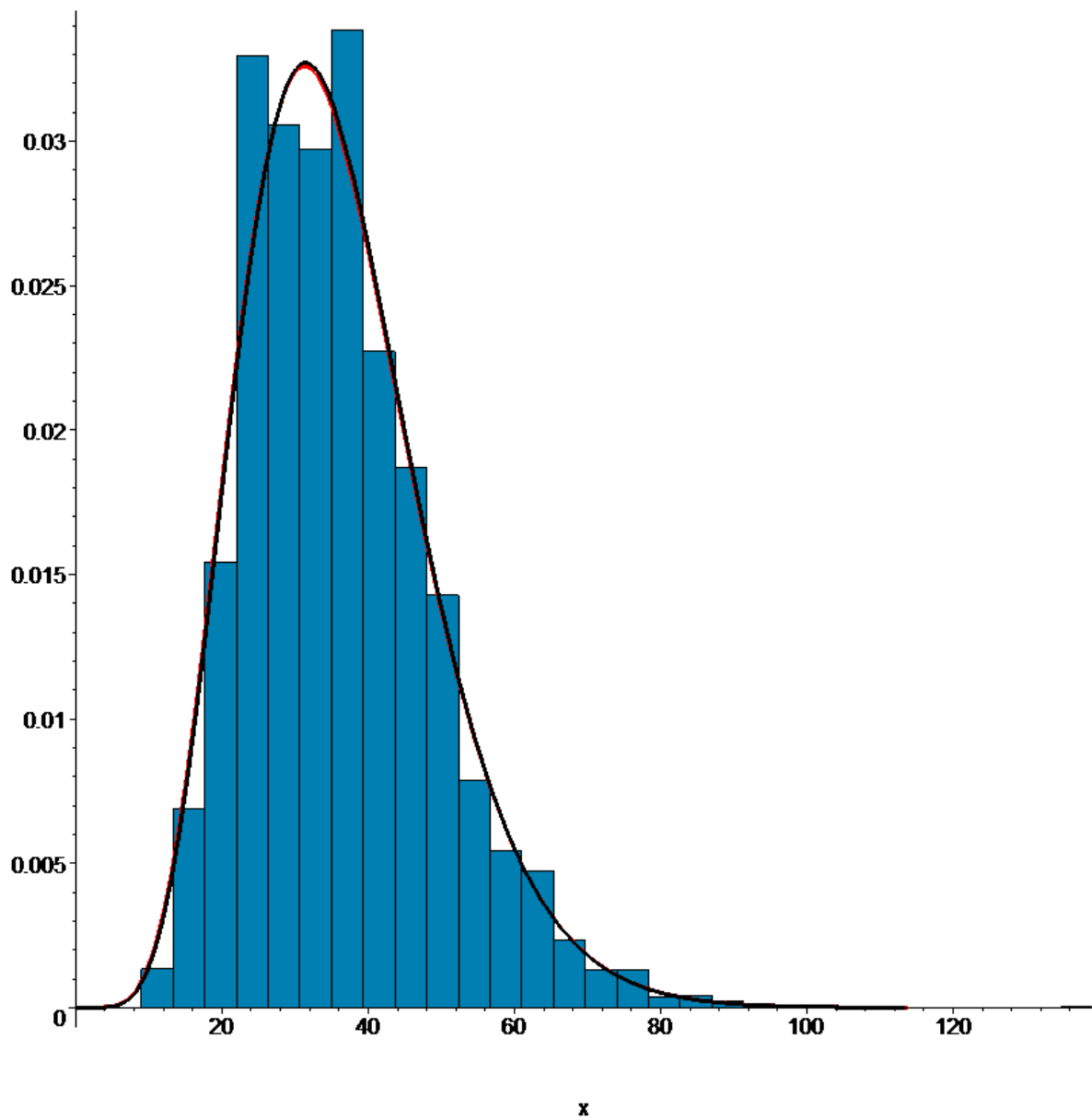


Fig. 3: Illustration of the totally random strategy in the case $n = N = 8$. Curve in red represents the Γ distribution with the theoretical parameters. Curve in black represents the Γ distribution with parameters inferred from the simulation

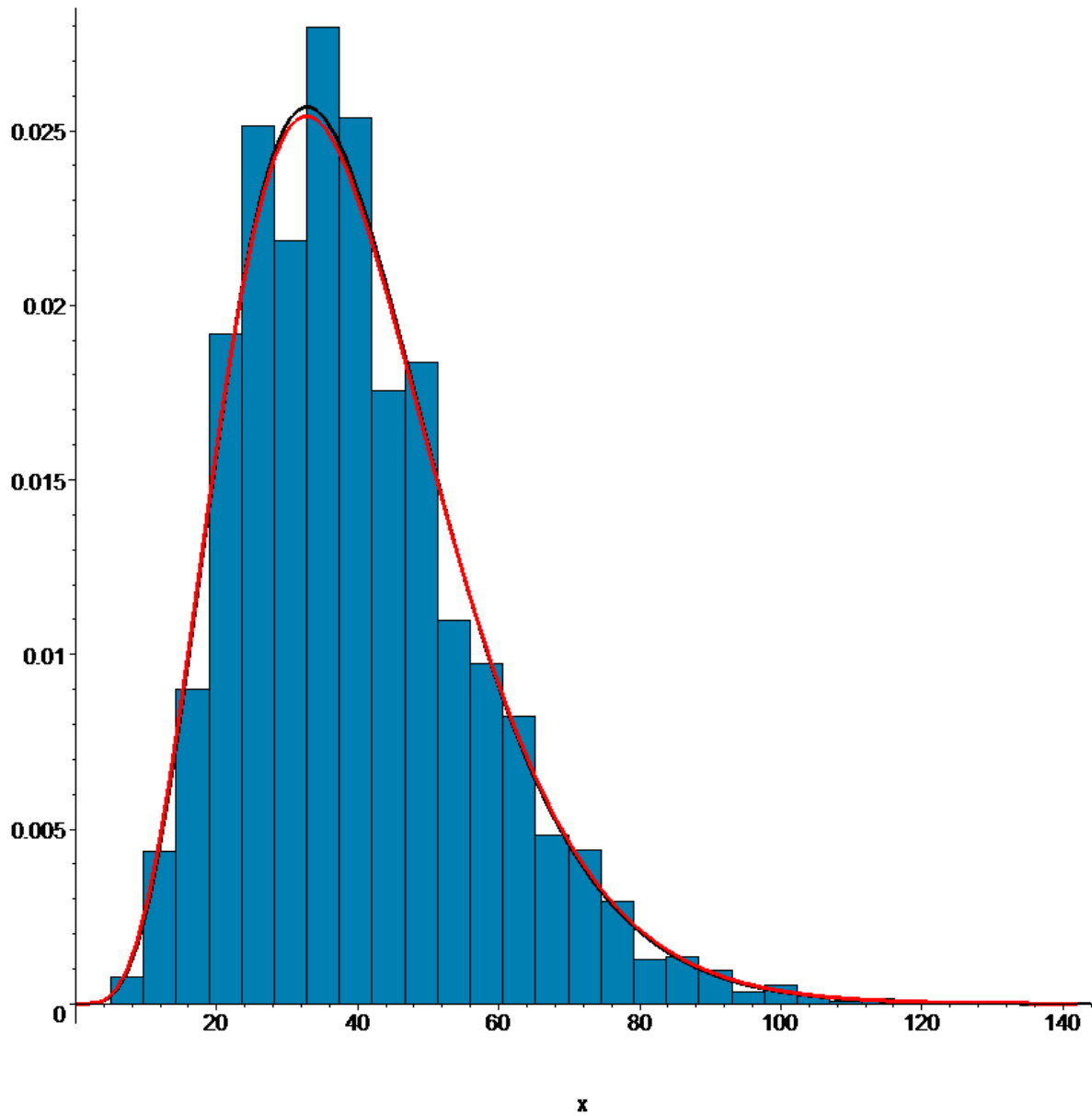


Fig. 4: Illustration of the totally random strategy in the case $n = 5$ and $N = 10$. Curve in red represents the Γ distribution with the theoretical parameters. Curve in black represents the Γ distribution with parameters inferred from the simulation

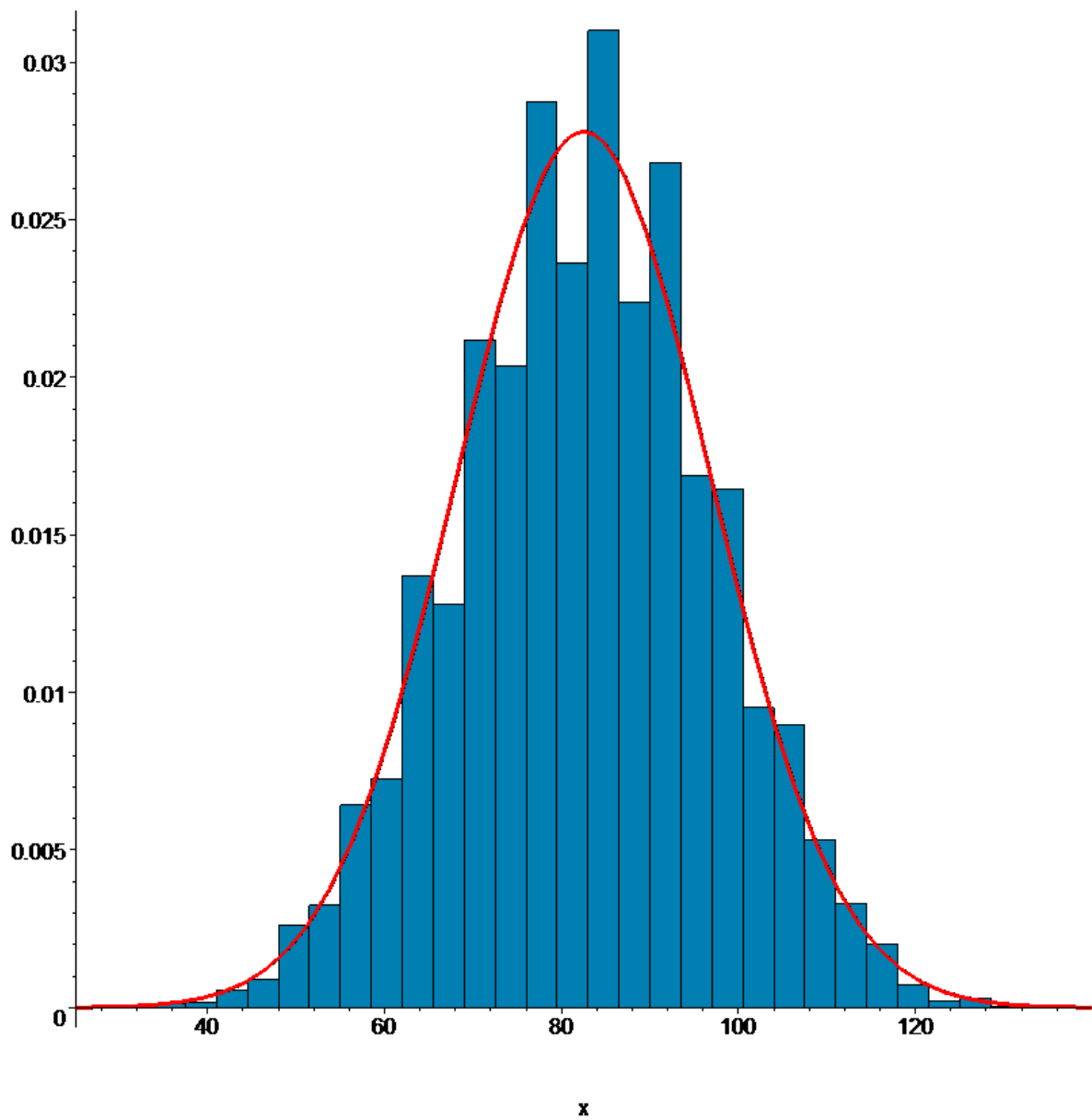


Fig. 5: Illustration of the strategy developed in section 4 in the case $N = 20$ and $n = 10$. Curve in red represents the normal distribution with the theoretical parameters. Curve in black represents the normal distribution with parameters inferred from the simulation

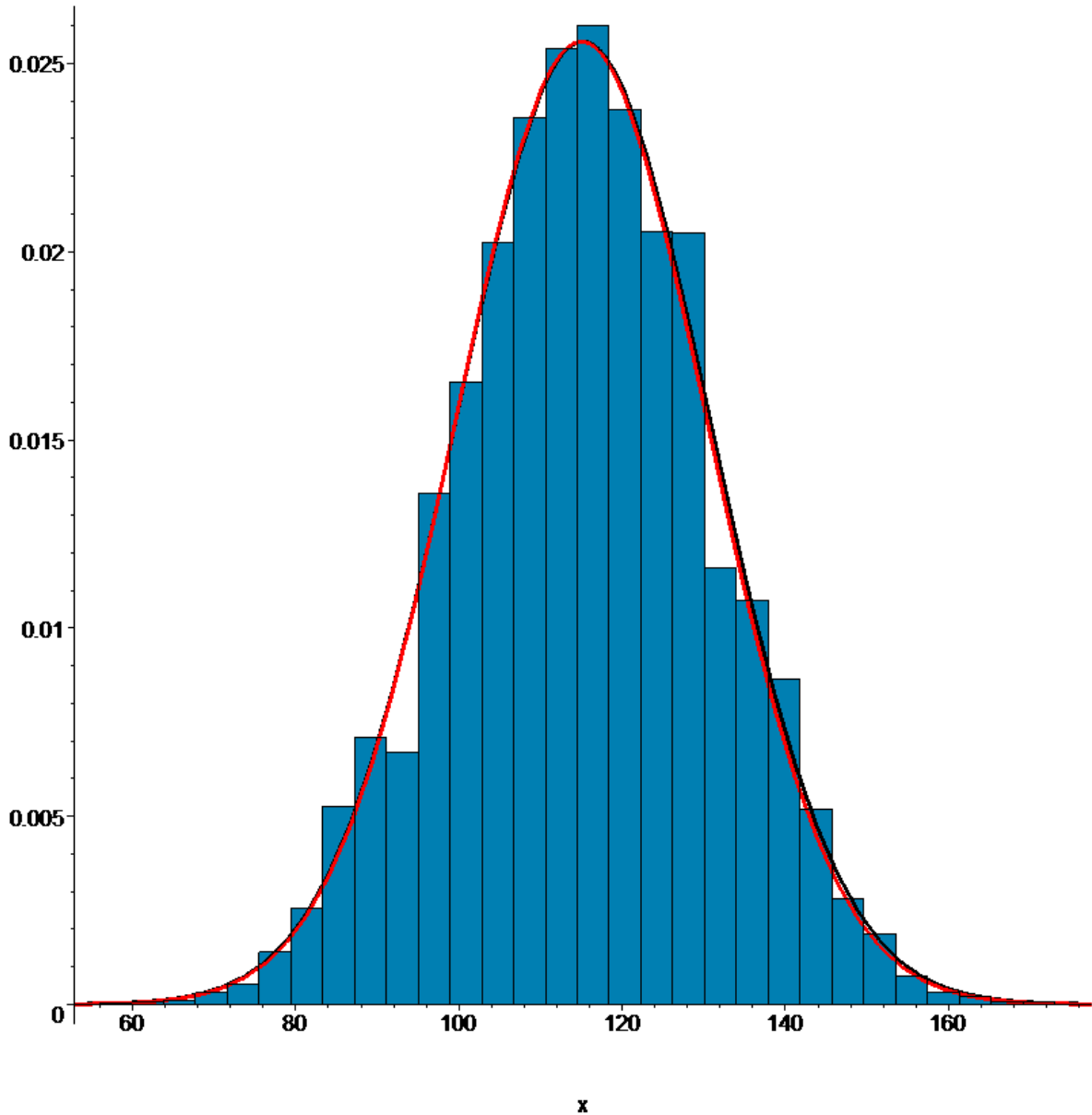


Fig. 6: Illustration of the strategy developed in section 3 in the case $n = N = 20$. Curve in red represents the normal distribution with the theoretical parameters. Curve in black represents the normal distribution with parameters inferred from the simulation

One can obviously observe that the theoretical results are in perfect agreement with the simulations. Contrary to the totally random case, $T_{n,N}$ is better approximated with a classical normal distribution in the other two strategies at least when n is large enough. This is quite logical since it seems reasonable that a Central Limit Theorem may be applied for equation (2.1).

7 Conclusion and Outlooks

Though the problem can be easily stated and understood by common people (after inquiries, this was one of the points that seduced the students to choose this problem among others), its resolution presents various levels of mathematics from elementary ones (small values of n and N , totally random strategy) to more involved ones (Chu-Vandermonde identity). The problem is also well

suitable for simulations and implementation even for students with basic notions of programming. Basic statistical skills are also required to represent the results of simulations. Retrospectively, in addition to the Chu-Vandermonde identity and its connection to the problem, the hardest part for students (even with help) was to unravel the equivalence presented in figure 2.

The problem raises numerous questions and possible developments:

- What happens if a key is allowed to open more than one lock? Does it affect the order in which we start over when a lock is opened? What happens if some locks are allowed to be the same?
- For low n and N , it seems possible to get the complete probability distribution of $T_{n,N}$.
- Simulations in the totally random case indicates that the distribution of $T_{n,N}$ should be close to a Γ distribution and arguments were presented to explain this observation. Can these arguments be precised and a complete proof given?
- When n is large, simulations shows that the distribution of $T_{n,N}$ approaches a normal distribution. Equation (2.1) provides a perfect setting to apply some Central Limit Theorem. Can we have a detailed proof of the application of the CLT and a bound relatively to the error committed in the approximation?
- Illustration provided by figure 2 shows that the problem can be recast into a combinatorial problem of counting top-left boxes after selecting some at random (imposing one per line). Hence it would not be surprising that our problem is equivalent to another one in a totally different setting in relation with random permutations.
- In this article we presented the more natural strategies that come to mind, but are the strategies presented here really the optimal strategies to minimize in average $T_{n,N}$?
- In real life, changing locks may be more time-consuming than changing keys if the locks are located far apart. Conversely, the keyring might be hard to handle so that changing from a key to the next one may be complicated. Hence one could introduce different times when changing keys or locks. Are the results presented here globally unchanged?

References

- [1] R. Askey, “Orthogonal polynomials and special functions”, Regional Conference Series in Applied Mathematics **21**, Philadelphia, PA: SIAM, 1975.
- [2] H. W. Gould, “Some generalizations of Vandermonde’s convolution”, The American Mathematical Monthly **63**: 84-91, JSTOR 2306429, MR 0075170, 1956.
- [3] R. P. Stanley, “Enumerative Combinatorics”, Vol. **1**, CUP, 2011.
- [4] General formulation of the Chu-Vandermonde identity, “Wikipedia Encyclopedia”, https://en.wikipedia.org/wiki/Vandermonde%27s_identity