

Prototyping of Hexagonal Light Concentrators for the Large-Sized Telescopes of the Cherenkov Telescope Array

Akira Okumura^{*a,b}, Sakiya Ono^c, Syunya Tanaka^c, Masaaki Hayashida^d, Hideaki Katagiri^c, and Tatsuo Yoshida^c, for the CTA Consortium[†]

^a*Solar-Terrestrial Environment Laboratory, Nagoya University, Furo-cho, Chikusa-ku, Nagoya, Aichi 464-8601, Japan*

^b*Max-Planck-Institut für Kernphysik, P.O. Box 103980, D 69029 Heidelberg, Germany*

^c*College of Science, Ibaraki University, 2-1-1, Bunkyo, Mito 310-8512, Japan*

^d*Institute for Cosmic Ray Research, University of Tokyo, 5-1-5 Kashiwanoha, Kashiwa, Chiba 277-8582, Japan*

E-mail: oxon@mac.com (A. O.)

Reflective light concentrators with hexagonal entrance and exit apertures are frequently used at the focal plane of gamma-ray telescopes in order to reduce the size of the dead area caused by the geometries of the photodetectors, as well as to reduce the amount of stray light entering at large field angles. The focal plane of the large-sized telescopes (LSTs) of the Cherenkov Telescope Array (CTA) will also be covered by hexagonal light concentrators with an entrance diameter of 50 mm (side to side) to maximize the active area and the photon collection efficiency, enabling realization of a very low energy threshold of 20 GeV. We have developed a prototype of this LST light concentrator with an injection-molded plastic cone and a specular multilayer film. The shape of the plastic cone has been optimized with a cubic Bézier curve and a ray-tracing simulation. We have also developed a multilayer film with very high reflectance ($\gtrsim 95\%$) along wide wavelength and angle coverage. The current status of the prototyping of these light concentrators is reported here.

*The 34th International Cosmic Ray Conference,
30 July- 6 August, 2015
The Hague, The Netherlands*

*Speaker.

†Full consortium author list at <http://cta-observatory.org/>

1. Introduction

The focal planes of imaging atmospheric Cherenkov telescopes (IACTs) are usually covered with light concentrators with hexagonal entrance and exit apertures and specular inner surfaces. Light concentrators reduce the size of the dead area between the photodetectors and reduce the number of direct and indirect night sky background photons entering at large field angles, increasing the signal-to-noise ratio for faint Cherenkov photons. Compound parabolic cones (CPCs, also referred to as “Winston cones”) [1] and similar designs have been commonly used for this purpose [2, 3, 4], because an ideal CPC for a two-dimensional space has a collection efficiency of 100% and 0% for photons entering at field angles less than the cutoff angle ($\theta < \theta_{\text{cutoff}}$) and for those entering at field angles greater than the cutoff angle ($\theta > \theta_{\text{cutoff}}$), respectively. The inner curved surfaces of such a light concentrator are usually coated with aluminum and protection layers, ultimately achieving specular reflection, with a reflectance of $\sim 90\%$ in the wavelength band 300–600 nm.

In the past decade, one of big challenges in IACT development was to achieve low energy thresholds below 100 GeV, and thus telescopes with large-diameter mirrors have been built for the MAGIC ($\phi 17$ m, > 25 GeV) and H.E.S.S. II ($\phi 28$ m, > 30 GeV) telescopes. To lower the energy threshold further with a reasonable construction cost for IACT optical systems, it is necessary to develop a light concentrator with a higher collection efficiency.

The large-sized telescopes (LSTs, $\phi 23$ m) in the Cherenkov Telescope Array (CTA), the next-generation very-high-energy gamma-ray observatory, are currently under development, and will allow observation in a low-energy band (20–200 GeV) of the gamma-ray sky in both the northern and southern hemispheres [5, 6]. Their light concentrators play a crucial role in realizing this challenging energy threshold by increasing the effective photon collection area of the LSTs. Some new techniques we have developed for a prototype of the LST light concentrators are reported in the present paper.

2. Prototyping of LST Light Concentrators

2.1 The LST Optical System and Camera

The LST optical system comprises a parabolic mirror and a flat focal plane. The mirror is composed of 198 segmented spherical mirror facets to approximate a large parabolic mirror with a focal length f of 28 m and a diameter D of 23 m. The LST camera, which is an array of 1855 photomultiplier tubes (PMTs), is placed at the focal plane, and each PMT pixel is equipped with a hexagonal light concentrator with an entrance diameter of 50 mm (side to side). The light concentrators need to efficiently collect photons with field angles up to $\sim 25^\circ$. This is because the viewing angle from the camera center is $\tan^{-1}(D/2f) = 22.3^\circ$.

2.2 The Prototype Design

Our proposed LST light concentrator prototype design is similar to that of a hexagonal CPC. However, a few new ideas have been employed to increase the collection efficiency and achieve the LST threshold.

We use multilayer optical films for the inner surfaces of the light concentrator. As illustrated in Figure 1, six film pieces are glued onto an acrylonitrile butadiene styrene (ABS) plastic cone

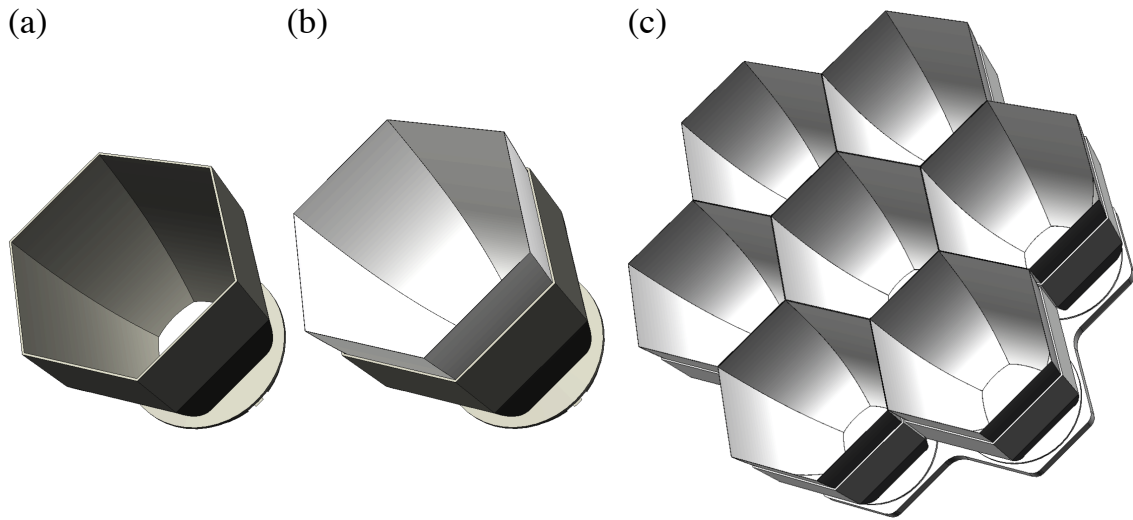


Figure 1: (a) 3D CAD model of the base ABS cone of an LST light concentrator. (b) Same as (a), but six specular films are attached to the cone. (c) A light concentrator cluster comprised of seven copies of (b) and an interface plate at the bottom.

made by injection molding, but the upper end is kept free (i.e., the plastic cone height is shorter than the film length). This design has three advantages: Very high reflectance, a smaller dead area, and that it is non-conducting.

The film has higher reflectance (95–100%) than aluminum or any other metal coating (< 95%) in a broad range of wavelengths (300–700 nm) and angles of incidence (20°–70°) simultaneously, and thus the collection efficiency is expected to be improved by at least a few percent. We can also reduce the dead area between adjacent pixels as the film thickness is only about 80 μm . In contrast, a plastic cone with aluminum coating has an inevitable dead area obtained from the minimum thickness of the injection-molded plastic (typically ~ 0.5 mm). Thus, in the case of a 50 mm entrance diameter, the ratio of the effective entrance area to the pixel area becomes 99.2% ($= (49.8/50.0)^2$) and 96.0% ($= (49.0/50.0)^2$) for the multilayer film and aluminum coating solutions, respectively. The total collection efficiency we will obtain using multilayer films is expected to be 5%–10% higher than that of an aluminum-coated light concentrator.

We use a cubic Bézier curve to form the six curved inner walls. This results in a sharp cutoff with a lower inner surface area (i.e., a shorter cone height than for a normal CPC), and so we can reduce the production cost of the multilayer films, which would be the dominant cost in mass production. We have extended the original idea of using a Bézier curve for light concentrators [7] by introducing two additional parameters: the cone height and exit aperture diameter¹.

We simulated the collection efficiency of various light concentrator designs with different parameters: the coordinates of the Bézier curve control points (see Figure 2(c) in [7]), the exit aperture diameter, and the cone height. The simulation was performed using ROBAST, an open-source non-sequential ray-tracing simulation library [8, 9], assuming that the inner surfaces have a constant reflectance of 95% that is independent of the wavelength or angle of incidence. The cone

¹The entrance diameter was fixed to 49.8 mm assuming a film thickness of 100 μm .

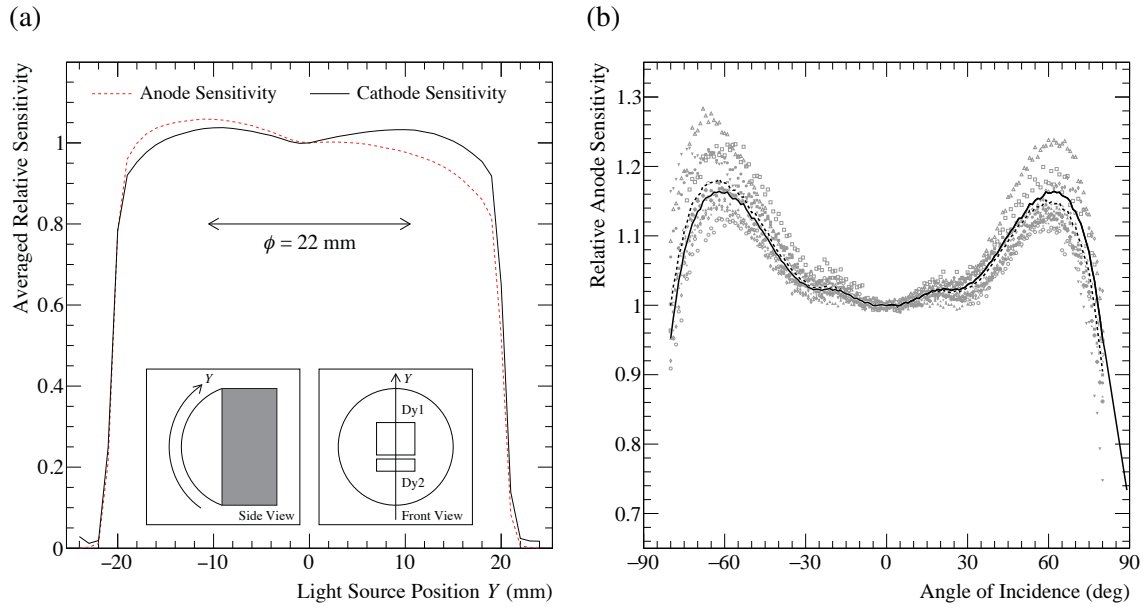


Figure 2: (a) The averaged anode (red dashed) and cathode (black solid) sensitivity of the LST PMTs (Hamamatsu Photonics R11920-100) versus light source position. Measurements of 90 PMTs were averaged and normalized to the position at $Y = 0$ mm. The insets schematically illustrate a PMT and the definition of the curved Y axis. (b) The photon detection efficiency versus angle of incidence, normalized relative to the vertical (i.e., 0 deg). The data points show measured values for eight PMTs. The dashed line shows the average of the eight PMTs. The solid line shows the symmetrical average (and extrapolates to 80–90°).

height and diameter of the exit aperture of the prototype shape are 68.0 and 11.0 mm, respectively.

In the ROBAST ray-tracing simulation, we have also taken into account the position and angular dependence of the PMT sensitivity to reproduce the response of a light concentrator (the anode sensitivity versus field angle) as accurately as possible. This is because it has been reported that a PMT with a hemispherical and matte input window has a strong position and angular dependence in its anode sensitivity [10], and therefore a significant effect appears in the light concentrator response. Figure 2 shows the position and angular dependence of the anode sensitivity of LST PMTs.

2.3 Development of a Specular Multilayer Film

We have developed a specular multilayer film to achieve very high reflectance over a wide range of wavelengths and angles of incidence simultaneously. Cherenkov photons arriving at the focal plane have wavelengths of ~ 300 nm or longer, and they are reflected on the inner surfaces of a light concentrator at angles of incidence ranging from 35° to 90° . To realize very high reflectance in this wavelength range and very high angle coverage, we have developed a new film by coating an existing specular film product² (Vikuiti ESR by 3M, hereafter ESR) with additional layers³.

ESR does not have high reflectance below 400 nm due to the absorption of ultraviolet photons in the material. However, our additional layers greatly enhance the reflectance in the 300–400 nm

²Multilayer polyester film. Nominal reflectance in 400–800 nm is 98% or more.

³By Bte Bedampfungstechnik GmbH in Elsoff, Germany.

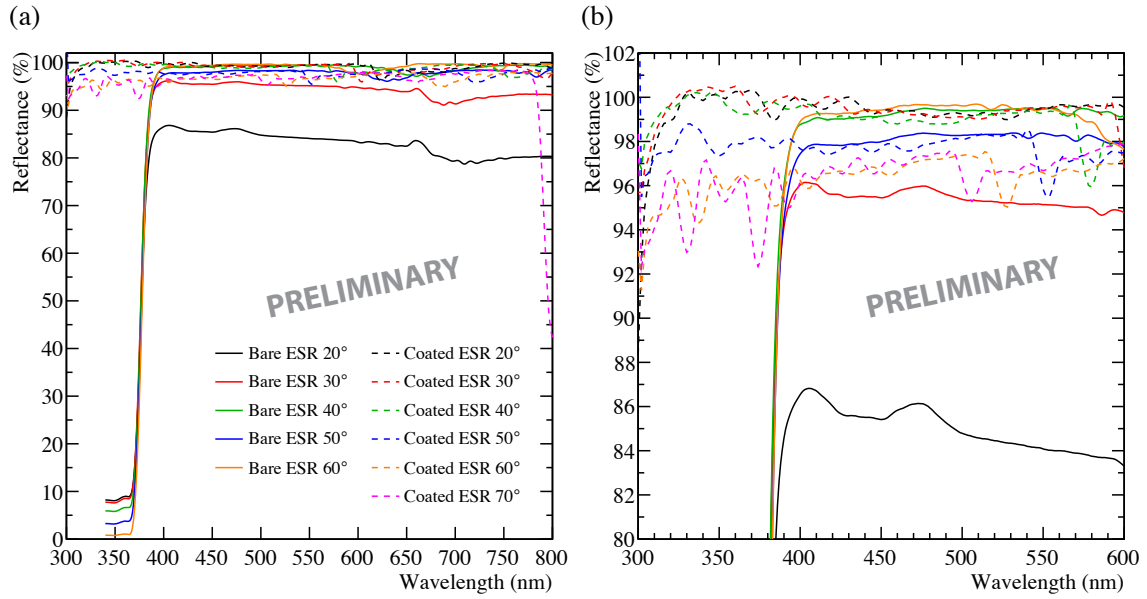


Figure 3: (a) The measured reflectance of bare (solid lines) and coated (dashed) ESR films. (b) Same as (a) but only limited axis ranges are shown. The systematic uncertainty of these measurements is estimated to be $\sim 1\%$, and thus some data points are higher than 100%.

range, and the angular dependence of the bare ESR reflectance has been mitigated. Figure 3 compares the reflectance of bare and coated ESR films measured with various angles of incidence up to 70° .

2.4 Preliminary Measurement Result

We assembled several light concentrators with ABS plastic cones and coated ESR films as depicted in Figure 1. We have measured the relative anode sensitivity of a prototype for field angles from -45° to $+45^\circ$ with 1° ($|\theta| \leq 25^\circ$) and 0.5° ($|\theta| \geq 25^\circ$) steps. A PMT and attached light concentrator on a motorized rotation stage were illuminated with a blue light emitting diode. We here define the relative anode sensitivity Q as

$$Q = \frac{A_{LC}(\theta)}{A_{25\text{ mm}}} \times \frac{1}{3.7515 \times \cos \theta}, \quad (2.1)$$

where $A_{LC}(\theta)$ is the PMT pulse area measured with a light concentrator and an oscilloscope at an field angle of θ , $A_{25\text{ mm}}$ the pulse area measured with a hexagonal mask (25 mm diameter) at $\theta = 0^\circ$, θ the field angle, and 3.7515 the ratio of the entrance aperture area (a hexagon with a diameter of 50 mm) to the 25-mm mask⁴. This value can be regarded as the collection efficiency of the light concentrator if the position and angular dependence of the PMT anode sensitivity (Figure 2) is negligible.

A preliminary measurement result of the prototype is shown in Figure 4. The measured response has a bump larger than 100% around 23° , which can be explained by large incidence angles

⁴The mask area is slightly larger than a 25-mm hexagon because of the hemispherical shape of the PMT, and thus 3.7515 is used here instead of 4.

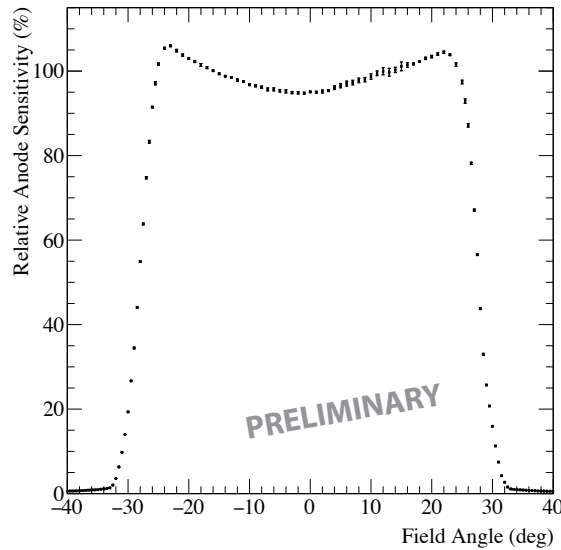


Figure 4: The measured relative anode sensitivity of a prototype LST light concentrator as a function of the field angle.

on the PMT surface and the angular dependence of the PMT anode sensitivity shown in Figure 2(b). The relative anode sensitivity in the region of interest ($|\theta| < 25^\circ$) is higher than 95%.

3. Conclusion

We have developed a prototype of an LST light concentrator using a specular multilayer film with very high reflectance in wide wavelength and angle ranges. The measured film reflectance is higher than that of normal aluminum coating, and thus the collection efficiency and the relative anode sensitivity of our design are higher than those of other light concentrators used in existing IACTs. Further measurements and the systematic study of our light concentrators will be reported in another upcoming paper.

Acknowledgments

This study was supported by JSPS KAKENHI Grant Number 25707017. A. O. was supported by a Grant-in-Aid for JSPS Fellows during his two-year visit to the University of Leicester, UK. The original data for Figure 2(a) was provided by Hamamatsu Photonics. We gratefully acknowledge support from the agencies and organizations listed under “Funding Agencies” at this website: <http://www.cta-observatory.org/>.

References

- [1] R. Winston, *Light collection within the framework of geometrical optics*, *Journal of the Optical Society of America* **60** (1970), no. 2 245–247.
- [2] S. Kabuki et al., *Development of an atmospheric Cherenkov imaging camera for the CANGAROO-III experiment*, *Nucl. Instr. Meth. Phys. Res. A* **500** (2003), no. 1–3 318–336.

- [3] K. Bernlöhr et al., *The optical system of the H.E.S.S. imaging atmospheric Cherenkov telescopes. part I: layout and components of the system*, *Astropart. Phys.* **20** (2003), no. 2 111–128.
- [4] T. Nagai, R. McKay, G. Sleege, and D. Petry, *Focal plane instrumentation of VERITAS*, in *Proc. 30th Int. Cosmic Ray Conf.*, vol. 3, pp. 1437–1440, 2008.
- [5] M. Actis et al. (The CTA Consortium), *Design concepts for the Cherenkov Telescope Array CTA: an advanced facility for ground-based high-energy gamma-ray astronomy*, *Experimental Astronomy* **32** (Nov., 2011) 193–316.
- [6] B. S. Acharya et al. (The CTA Consortium), *Introducing the CTA concept*, *Astropart. Phys.* **43** (Mar., 2013) 3–18.
- [7] A. Okumura, *Optimization of the collection efficiency of a hexagonal light collector using quadratic and cubic Bézier curves*, *Astropart. Phys.* **38** (Sep, 2012) 18–24.
- [8] A. Okumura, M. Hayashida, H. Katagiri, T. Saito, and V. Vassiliev, *Development of non-sequential ray-tracing software for cosmic-ray telescopes*, in *Proc. 32nd Int. Cosmic Ray Conf.*, vol. 9, pp. 210–213, 2011.
- [9] A. Okumura, K. Noda, and C. Rulten, *ROBAST: Development of a ROOT-based ray-tracing library for cosmic-ray telescopes and its applications in the Cherenkov Telescope Array*, *Submitted to Astroparticle Physics* (2015).
- [10] D. Paneque et al., *A method to enhance the sensitivity of photomultipliers for air cherenkov telescopes*, *Nucl. Instr. Meth. Phys. Res. A* **504** (2003), no. 1-3 109–115. Proceedings of the 3rd International Conference on New Developments in Photodetection.