

Differentially Private Analysis of Outliers

Rina Okada, Kazuto Fukuchi, Kazuya Kakizaki

{rina, kazuto, kazuya}@mdl.cs.tsukuba.ac.jp

Graduate School of SIE, University of Tsukuba

Jun Sakuma

jun@cs.tsukuba.ac.jp

Graduate School of SIE, University of Tsukuba / JST CREST

Abstract

This paper investigates differentially private analysis of distance-based outliers. The problem of outlier detection is to find a small number of instances that are apparently distant from the remaining instances. On the other hand, the objective of differential privacy is to conceal presence (or absence) of any particular instance. Outlier detection and privacy protection are thus intrinsically conflicting tasks. In this paper, instead of reporting outliers detected, we present two types of differentially private queries that help to understand behavior of outliers. One is the query to count outliers, which reports the number of outliers that appear in a given subspace. Our formal analysis on the exact global sensitivity of outlier counts reveals that regular global sensitivity based method can make the outputs too noisy, particularly when the dimensionality of the given subspace is high. Noting that the counts of outliers are typically expected to be relatively small compared to the number of data, we introduce a mechanism based on the smooth upper bound of the local sensitivity. The other is the query to discovery top- h subspaces containing a large number of outliers. This task can be naively achieved by issuing count queries to each subspace in turn. However, the variation of subspaces can grow exponentially in the data dimensionality. This can cause serious consumption of the privacy budget. For this task, we propose an exponential mechanism with a customized score function for subspace discovery. To the best of our knowledge, this study is the first trial to ensure differential privacy for distance-based outlier analysis. We demonstrated our methods with synthesized datasets and real datasets. The experimental results show that our method achieves better utility compared to the global sensitivity based methods.

Keywords: Differential privacy, Outlier detection, Smooth sensitivity and Exponential mechanism

1 Introduction

Machine learning and data mining technologies are now becoming increasingly influential in our daily life. When data mining is processed over personal data collected from individuals, the acquired knowledge might be used to infer private information. Differential privacy is a recent notion of privacy tailored to the problem of releasing statistical information [1]. Differential

privacy for statistical queries of various types, such as average, sum, variance, histogram, median, and maximum likelihood estimator, have been investigated [1, 2, 3].

As described in this paper, we investigate differentially private outlier analysis. Outlier detection is a task to identify instances that are apparently distant from the remaining instances. The objective of differential privacy is to prevent adversaries from learning of the presence (or absence) of any particular instance from released information. Outlier detection and privacy protection are therefore intrinsically conflicting tasks. It presents a challenging difficulty.

To overcome this difficulty, instead of identifying outliers, we consider reporting statistical aggregation on outliers that helps to recognize the occurrence of anomalous situations, with a guarantee of differential privacy. More specifically, we examine differentially private queries of three types for outlier analysis. One is a query to count outliers that appear in a given subspace. Second is a query to discover the top- h subspaces containing numerous outliers. Third is a query to detect the top- h outliers are that more likely.

1.1 Related Works

We introduce existing studies of privacy aspects of outlier analysis. Secure multiparty computation (SMC) is a cryptographic tool that facilitates the evaluation of a specified function over their private inputs jointly, while maintaining these inputs as private. One earlier study [4] introduced an SMC for distance-based outlier detection from horizontally and vertically partitioned private databases using random shares. One earlier study [5] investigated an SMC for spatial outlier detection. Another report of a study [6] presented an SMC for distance-based outlier detection with the Mahalanobis distance. Another study [7] presented an SMC for density-based outlier detection. The objective of these works is to detect outliers securely without mutually sharing privately distributed data; privacy invasion caused by observing detected outliers is not considered.

Studies of differential privacy for outlier analysis are few, presumably because of its intrinsic difficulty, as described. Only one report in the literature [8] describes a study that considers the differential privacy of outlier analysis. This study was conducted to detect anomalous changes from a time series under a guarantee of differential privacy. The objective of this study is closely related to ours, whereas this method releases a one-dimensional time series with differential privacy; outlier detection is applied to the released data as a post process. Consequently, the approach differs from ours.

[9] introduced a novel privacy notion, outlier privacy, as a generalization of differential privacy. Outlier privacy measures an individual's privacy parameter by how much of an "outlier" the individual is. The objective of this study is to define privacy using the notion of outliers, but not for differentially private outlier analysis.

1.2 Our Contribution

In this paper, we present a methodology for distance-based outlier analysis with guarantee of differential privacy. Our proposal consists of two different types of differentially private queries.

Differentially private counting of outliers. This query reports the number of outliers that appear in a given subspace. Since the global sensitivity of counts of outliers is very large, the resulting outputs can be too noisy. We focus on the observation that the counts of outliers are expected to be relatively small compared to the number of data in typical datasets. Taking

advantage of this, we develop a randomization mechanism for counts of outliers based on the smooth upper bound of the local sensitivity [2]. Randomization mechanism based on the smooth upper bound typically have better utility because of its data dependency; however, its evaluation is often costly. To alleviate this, we provide an efficient algorithm for evaluation of smooth upper bound for counting outliers.

Differentially private discovery of subspaces. This query finds top- h subspaces containing a large number of outliers. This task can be naively achieved by issuing count queries to each subspace in turn. However, the variation of subspaces can grow exponentially in the data dimensionality. This can cause serious consumption of the privacy budget. For this task, we employed the exponential mechanism. We specifically design a score function for subspace discovery which is insensitive to the size of the subspace set. Because of this insensitivity, the proposed mechanism achieves better detection accuracy even with high dimensionality.

To the best of our knowledge, this study is the first trial to ensure differential privacy for distance-based outlier analysis. We demonstrated our methods with synthesized datasets and real datasets. The experimental results show that our methods achieve better utility compared to the global sensitivity based methods.

2 Differential Privacy

Let $X = \{x_1, x_2, \dots, x_N\} \in \mathcal{D}^N$ be a database. An *analyst* issues a query $f : \mathcal{D}^N \rightarrow \mathcal{T}$; then the database returns an output, where \mathcal{T} denotes the range of the outputs. *Differential privacy*, a recent notion of privacy, measures the privacy breach of database X caused by releasing output $t \in \mathcal{T}$ with no assumptions of the background knowledge of adversaries. The outputs are typically modified using a *mechanism* $\mathcal{A} : \mathcal{D}^N \rightarrow \mathcal{T}$ before release to preserve differential privacy.

Let $H(X, X') = |\{i : x_i \neq x'_i\}|$ denote the Hamming distance, the number of different records in X and X' . If $H(X, X') = 1$, then it can be said that X and X' are neighbor databases, or $X \sim X'$ shortly. In the following, we presume $|X| = |X'| = N$. Then, (ϵ, δ) -differential privacy is defined as shown below.

Definition 1 ((ϵ, δ) -Differential Privacy). *Mechanism \mathcal{A} guarantees (ϵ, δ) -differential privacy if, $\forall X \sim X'$ and $\forall T \subseteq \mathcal{T}$,*

$$Pr[\mathcal{A}(X) \in T] \leq e^\epsilon Pr[\mathcal{A}(X') \in T] + \delta.$$

The parameter ϵ and δ are designated as privacy parameters. Randomization based on the global sensitivity is the most straightforward realization of differential privacy for continuous outputs [1]. The exponential mechanism is a natural extension for discrete outputs [10]. We use both mechanisms for our method, which is explained in detail in the next subsection.

2.1 Sensitivity-based Method

2.1.1 Global Sensitivity

Presuming that the output domain of query f is continuous, then randomization based on the global sensitivity [1] provides a mechanism that guarantees differential privacy for queries of any type, as long as its global sensitivity is evaluable. The global sensitivity is defined as explained below.

Definition 2 (Global Sensitivity). Letting \mathcal{D} be the domain of data, the global sensitivity of query $q : \mathcal{D}^N \rightarrow \mathbb{R}^d$ is given as

$$GS_q = \max_{X \sim X'} \|q(X) - q(X')\|_2,$$

where $\|\cdot\|_2$ denotes ℓ_2 norm of vectors.

Given the global sensitivity for a specified query, randomization by a normal distribution based on the global sensitivity guarantees (ϵ, δ) -differential privacy, as stated by the following theorem.

Theorem 1 (Gaussian Mechanism by Global Sensitivity [10]). Let GS_q be the global sensitivity of a query $q : \mathcal{D}^N \rightarrow \mathbb{R}^d$. Then, mechanism \mathcal{A} that randomizes the output of the query by eq. (1) provides (ϵ, δ) -differential privacy

$$\mathcal{A}_q(X) = q(X) + Y, \quad (1)$$

where $Y \in \mathbb{R}$ denotes a noise in which Y is an sample drawn from the Gaussian distribution with mean 0 and variance $\frac{GS_q^2 \cdot 2 \log(2/\delta)}{\epsilon^2}$.

2.1.2 Smooth Sensitivity

For some functions, the global sensitivity can be impractically large even when the sensitivities are small with almost all neighboring pairs. This large sensitivity occurs because it is evaluated as the greatest difference of outputs among many possible neighboring pair of databases. For example, the global sensitivity of median is N , the whole sample size, but this arises only in a pathological situation [2]. Randomization base on the smooth sensitivity enables the use of moderate sensitivity for such sensitive queries. For a given database X , the *local sensitivity* is defined as the greatest difference of outputs for $\forall X'$ s.t. $X' \sim X$.

Definition 3 (Local Sensitivity). Let \mathcal{D} be the domain of the data. Then, the local sensitivity of query $q : \mathcal{D}^N \rightarrow \mathbb{R}^d$ is given as

$$LS_q(X) = \max_{X' : H(X, X')=1} \|q(X) - q(X')\|.$$

It is noteworthy that that $GS_q = \max_{X \in \mathcal{D}^N} LS_q(X)$. Nissim et al. [2] presented the *smoothed sensitivity*, which is a class of smooth upper bounds to the local sensitivity.

Definition 4 (Smooth upper bound). For $\beta > 0$, a function $S_\beta : \mathcal{D}^N \rightarrow \mathbb{R}^+$ is a β -smooth upper bound on the local sensitivity of query q if it satisfies the following requirements:

$$\begin{aligned} \forall X \in \mathcal{D}^N, & \quad S_{q,\beta}(X) \geq LS_q(X); \\ \forall X \sim X', & \quad S_{q,\beta}(X) \leq e^\beta S_{q,\beta}(X'). \end{aligned}$$

The smallest function satisfying Definition 4 is the smooth sensitivity of q :

Definition 5 (Smooth Sensitivity). Given $\beta > 0$, the smooth sensitivity of query $q : \mathcal{D}^N \rightarrow \mathbb{R}^p$ is

$$S_{q,\beta}^*(X) = \max_{X' \in \mathcal{D}^N} (LS_q(X') \cdot e^{-\beta H(X, X')}).$$

[2] also showed that adding noise proportional to the smooth sensitivity yields a private output perturbation mechanism if the noise distribution satisfies some properties. The differential privacy of a Gaussian mechanism realized by the smooth sensitivity can be stated by the following theorem.

Theorem 2 (Gaussian Mechanism by Smooth Sensitivity [2]). *Let Y be a noise generated from the Gaussian distribution with mean 0 and variance 1. Let $S_{q,\beta}$ be a β -smooth upper bound of query q . Then, if $\alpha = \frac{\epsilon}{5\sqrt{2\ln 2/\delta}}$ and $\beta = \frac{\epsilon}{4(p+\ln 2/\delta)}$, mechanism \mathcal{A} guarantees (ϵ, δ) -differential privacy:*

$$\mathcal{A}_q(X) = q(X) + \frac{S_{q,\beta}(X)}{\alpha} \cdot Y.$$

2.2 Exponential Mechanism

The sensitivity-based method basically presumes that outputs of the target query are real-valued. The exponential mechanism is a natural extension of the sensitivity-based method to discrete outputs. Intuitively, the exponential mechanism relies on a utility function $u : \mathcal{D}^N \times \mathcal{R} \rightarrow \mathbb{R}$ that outputs a larger value if the input to the utility function is close to the true output. With this utility function, output values that are closer to the true output are likely to be provided by the exponential mechanisms, and vice versa. The sensitivity of the utility function is defined as presented below.

Definition 6 (Sensitivity of a utility function u). *Let \mathcal{D} be the domain of data, and let $u : \mathcal{D}^N \times \mathcal{R} \rightarrow \mathbb{R}$ be a utility function. Then, the sensitivity of u is given as*

$$\Delta u = \max_{r \in \mathcal{R}} \max_{X, X' \in \mathcal{D}^N : H(X, X')=1} \|u(X, r) - u(X', r)\|.$$

Given the sensitivity of a utility function, randomization of outputs following Theorem 3 guarantees ϵ -differential privacy.

Theorem 3 (Exponential Mechanism [11]). *Let Δu be the sensitivity of utility function $u : \mathcal{D}^N \times \mathcal{R} \rightarrow \mathbb{R}$. Then, mechanism $\epsilon_{u, \Delta u}^\epsilon$ that randomizes the output of the query by eq. (2) provides $2\epsilon\Delta u$ -differential privacy*

$$Pr[\epsilon_{u, \Delta u}^\epsilon(X) = t \in \mathcal{R}] = \frac{\exp(\epsilon \cdot u(X, t))}{\int_{\mathcal{R}} \exp(\epsilon \cdot u(X, r)) dr}. \quad (2)$$

3 Problem Statement

Our objective is to analyze outliers contained in a private database in a differentially private manner. Outlier detection is a problem to identify a point that is significantly distant from other points. Hence, the result of outlier detection is essentially privacy invasive; privacy protection and outlier detection have conflicting objectives. In order to reconcile the contradicting goals, we investigate two tasks, (1) counting outliers in a given subspace and (2) discovering subspaces containing many outliers, under the constraint of differential privacy.

Subspace discovery for outlier analysis has been investigated as a major topic of outlier detection [12, 13, 14]. The major motivation of existing subspace discovery methods was basically tackling the high dimensionality. Full-space outlier analysis might fail to detect outliers found only in specific sub-spaces because of a large number of irrelevant attributes [14, 15].

In this study, we solve the subspace discovery problem in order to balance privacy protection and outlier analysis. The found subspaces can be interpreted as knowledge to understand why the points are outliers and how such outliers are generated. After identifying the subspaces containing a large number of outliers, the number of the outliers are released. Our solutions presented in the following sections guarantees differential privacy for both tasks.

3.1 Outlier Detection

In this study, we use distance-based outliers [16]. Presuming that records are real-valued vectors, $\mathbf{x}_i \in \mathbb{R}^d$, and letting $X = \{\mathbf{x}_i\}_{i=1}^N$ denote the database, we let $S \in \{1, 2, \dots, d\}$ denote a subspace. The Euclidean distance between $\mathbf{x}, \mathbf{y} \in \mathbb{R}^d$ in subspace S is denoted by $dist_S(\mathbf{x}, \mathbf{y}) = \sqrt{\frac{\sum_{i \in S} (x_i - y_i)^2}{|S|}}$ [14]. Then, the set of neighborhood vectors of \mathbf{x} in subspace S is defined as follows.

Definition 7 (Neighboring vector in subspace S). *Let $r > 0$ and $k \in \{1, \dots, N\}$. Then, the set of neighboring vectors of $\mathbf{x} \in S$ is*

$$N_S(X, r, \mathbf{x}) = \{\mathbf{y} \in X | dist_S(\mathbf{x}, \mathbf{y}) \leq r, \mathbf{x} \neq \mathbf{y}, \mathbf{y} \in X\}.$$

With this definition of the neighboring vectors, the outliers are defined as follows.

Definition 8 (Outliers in subspace S). *Given threshold k and radius r , the set of outliers of X in subspace S is*

$$O_S(X, k, r) = \{\mathbf{x} \in X | |N_S(X, r, \mathbf{x})| < k\}.$$

Distance-based outliers are definable in this study with any type of object and distance defined for the corresponding objects, but we presume that the objects are represented as real vectors and that they use the Euclidean distance as the distance definition.

3.2 Queries for Outlier Analysis

As already discussed, we consider two tasks for outlier analysis, outlier count and subspace discovery.

Let $S \in 2^{\{1, 2, \dots, d\}}$ be a target subspace. Then, the task of outlier count is to find the number outliers in subspace S :

$$q_{count}(X, k, r, S) = |O_S(X, k, r)|.$$

If the subspace is not specified, $O(X, k, r)$ denotes the set of outliers in the full dimension.

Let $\mathcal{S} \subseteq 2^{\{1, 2, \dots, d\}}$ be a subspaces. The task of top- h subspace discovery is to identify h subspaces in \mathcal{S} containing the h largest number of outliers:

$$q_{subspace}(X, k, r, h, \mathcal{S}) = \{S_{\pi(1)}, S_{\pi(2)}, \dots, S_{\pi(h)}\}$$

where $\pi : \{1, \dots, |\mathcal{S}|\} \rightarrow \{1, \dots, |\mathcal{S}|\}$ is a function that outputs the index of the subspace ordered by $q_{count}(X, k, r, S)$. For example, $\pi(i)$ denotes the index of the subspace containing the i th largest number of outliers.

3.3 Differential privacy of Outlier Analysis

We introduce several typical scenarios of differentially private outlier analysis using the two types of queries, q_{count} and $q_{subspace}$.

Scenario 1. Given threshold k and radius r , suppose the objective is to inspect that the outliers exists in the given dataset. The analyst issues query $z = q_{count}(X, k, r)$, and then checking $z > 0$ yields the final result. Let $z' = q_{count}(X', k, r)$. For guarantee of (ϵ, δ) -differential privacy, we require, for $\forall X \sim X'$ and $\forall t \in \mathcal{T}$,

$$Pr[t = \mathcal{A}(z)] \leq e^\epsilon Pr[t = \mathcal{A}(z')] + \delta.$$

Scenario 2. Let data dimension be $d = 3$. Given threshold k and radius r , suppose the objective is to identify the subspaces that cause the two largest number of outliers and learn the number of outliers in the two discovered subspaces. Then, the target subspace set is $\mathcal{S} = \{\{1\}, \{2\}, \{3\}, \{1, 2\}, \{1, 3\}, \{2, 3\}, \{1, 2, 3\}\}$. The analyst issues query $q_{subspace}(X, k, r, 2, \mathcal{S})$ and obtains the two subspaces $z_1 = \{S_{\pi(1)}, S_{\pi(2)}\}$. For each subspace, the analyst issues queries as $z_2 = q_{count}(X, k, r, S_{\pi(1)})$ and $z_3 = q_{count}(X, k, r, S_{\pi(2)})$. For guarantee of (ϵ, δ) -differential privacy, we require, for $\forall X \sim X'$ and $\forall t \in \mathcal{T}$,

$$Pr[t = \mathcal{A}(z_1, z_2, z_3)] \leq e^\epsilon Pr[t = \mathcal{A}(z'_1, z'_2, z'_3)] + \delta,$$

where z'_1, z'_2 , and z'_3 are repeses learned from $X' \sim X$.

4 Differentially Private Count of Outliers

As explained in this section, we investigate the problem of differentially private count of outliers in a given subspace. The discussion herein holds for any subspace including the full space. Therefore, for this discussion, we presume that the outlier is counted in the full dimension.

4.1 Difficulties in Global Sensitivity Method

Analytical evaluation of the global sensitivity of determination of q_{count} is not trivial, partly because it needs the kissing number. The kissing number K_d is the largest number of hyperspheres with same radius in \mathbb{R}^d that can touch equivalent hyperspheres with no intersections [17, 18, 19]. The kissing numbers in $d = 1$ and $d = 2$ are readily derived respectively as $K_1 = 2$ and $K_2 = 6$ (see Fig. 2 for $K_2 = 6$). However, finding the kissing number in $d \geq 3$ is not trivial. In addition, the kissing number in general dimensions remains as an open problem [17, 18, 19]. We derive the upper and lower bound of the global sensitivity of q_{count} presuming that the kissing number in general dimensions is given.

Theorem 4 (Upper and lower bound on the global sensitivity of q_{count}). *Let K_d be the kissing number in \mathbb{R}^d . Then, the upper and lower bound on the global sensitivity of q_{count} is*

$$\min(N, 2dk + 1) \leq GS_{q_{count}, d}(k) \leq \min(N, kK_d + 1). \quad (3)$$

Proof. The lower bound is trivial so we omit the proof. We show the proof for the upper bound. In the problem of the kissing number, suppose the radius of the center hypersphere and the hyperspheres touching the center hyperspheres (referred to as the surrounding hyperspheres) are $r/2$. The distance between the center point of the center hypersphere and those

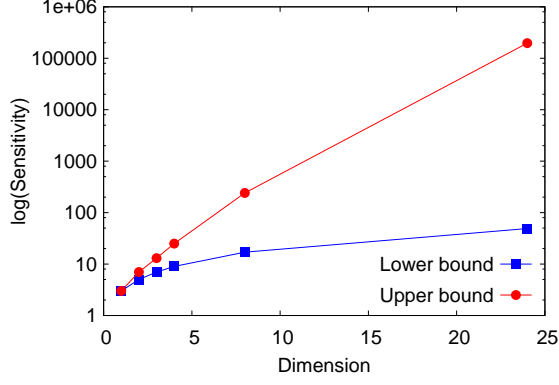


Figure 1: The bounds of the global sensitivity for counting outliers

of the surrounding hyperspheres are r . Noting that no intersection between the surrounding hyperspheres does not exist, the distance between the center point of any two surrounding hyperspheres are equal to or greater than r (the equality holds if the two surrounding hyperspheres are touching).

Suppose x_0 be the center of the center hypersphere and x_1 be the center of a surrounding hypersphere that does not touch any other surrounding hyperspheres. We further suppose $k - 1$ datapoints exist at exactly the same location as x_1 , that is, $x_1 = x_2 = \dots = x_k$. Letting $X = \{x_0, x_1, \dots, x_k\}$, $q_{count}(X, k, r) = 0$ because all the $k + 1$ points are within a hypersphere of radius r . If x_0 is removed from X as $X' = \{x_1, \dots, x_k\}$, $q_{count}(X', k, r) = k + 1$ holds because the remaining k points do not have k neighbor vectors and x_0 itself can be an outlier after moved.

By definition of the kissing number, the number of the surrounding hyperspheres that does not touch mutually is at most K_d . By applying the setting described above for each surrounding hypersphere, we have a database that holds $q_{count}(X, k, r) = 0$, but after moving of x_0 , $q_{count}(X', k, r) = kK_d + 1$. Noting that no more hyperspheres cannot be packed around x_0 , this is the upper bound of the outlier count. \square

We empirically investigate the tightness of the bound in low dimensions. In $d = 1$ and $d = 2$, the global sensitivity is given respectively as $GS_{q_{count},1}(k) = 2k + 1$ and $GS_{q_{count},2}(k) = 5k + 1$. Noting that $K_1 = 2$ and $K_2 = 6$, the bound is tight in $d = 1$ but not in $d = 2$. Fig. 1 shows the upper and lower bounds of the global sensitivity of q_{count} evaluated using known upper bounds on the kissing number [17, 18, 19]. As the figure shows, the upper bound of the global sensitivity grows exponentially with respect to the dimensionality, which indicates that the guarantee of differential privacy by perturbation based on the global sensitivity can be impractical, especially when the dimensionality of the target subspace is large.

The global sensitivity can be prohibitively large simply because the global sensitivity is evaluated considering the worst case. However, one can typically expect that the number of outliers in the database is much smaller than the number of instances. To improve the utility of the count query, we introduce the smooth sensitivity, which is a sensitivity definition depending on the database.

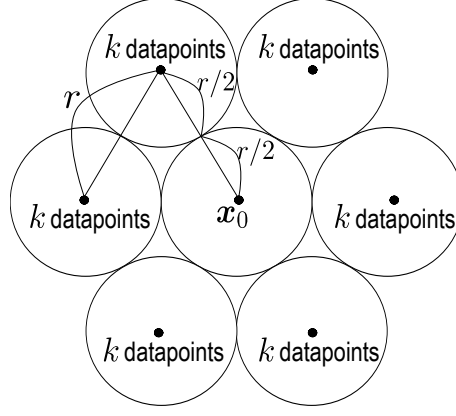


Figure 2: This figure shows an example of the upper bound of the global sensitivity in two dimension. Six surrounding hyperspheres can be packed around the center hypersphere because the kissing number is $K_2 = 6$. We here suppose k datapoints exist at the center of each surrounding hypersphere and no datapoint exists at x_0 , the center of the center hypersphere. Then, kK_2 outliers become inliers by adding a point to x_0 . Suppose the added point is an outlier, Then, the added point can be changed from an outlier to an inlier, too. The upper bound of the global sensitivity for two dimension is thus $kK_2 + 1 = 6k + 1$.

4.2 Local Sensitivity and Smooth Sensitivity

For convenience of discussion later, several notations are introduced here. Given radius r , $\deg(\mathbf{x})$ denotes the size of neighborhoods of \mathbf{x} :

$$\deg(X, r, \mathbf{x}) = |N(X, r, \mathbf{x})|.$$

We say that the degree of \mathbf{x} is k if $\deg(X, r, \mathbf{x}) = k$. A set of vectors in X whose degree is exactly k is denoted as

$$V(X, k, r) = \{\mathbf{x} \in X : \deg(\mathbf{x}) = k\}.$$

Unless specifically stated otherwise, the radius r and target database X is fixed. Therefore, they are omitted as $\deg(\mathbf{x})$ and $V(k)$. Finally, a set of degree- k neighborhoods of \mathbf{x} in X is denoted as

$$CV(X, \mathbf{x}, k, r) = B(\mathbf{x}, r) \cap V(k),$$

where $B(\mathbf{x}, r)$ denotes the sphere with radius r and centered at \mathbf{x} .

4.2.1 Local Sensitivity

Given database X , let X_1 be a database s.t. $H(X, X_1) = 1$. Then, following the definition of the local sensitivity in Section 2.1.2, the local sensitivity of q_{count} is defined as

$$LS_{q_{count}}^{(0)}(X, k, r) = \max_{X_1: H(X, X_1)=1} \|q_{count}(X_0, k, r) - q_{count}(X_1, k, r)\|.$$

Exact evaluation of the exact local sensitivity is intractable. Instead, the following theorem gives the upper bound of the local sensitivity.

Theorem 5. Given X , the local sensitivity of q_{count} for X is bounded above as

$$LS_{q_{count}}^{(0)}(X, k, r) \leq \max \left\{ \max_{\mathbf{x} \in X} \{ |CV(X, \mathbf{x}, k, r)| \}, \max_{\mathbf{x} \in \mathcal{D}} \{ |CV(X, \mathbf{x}, k-1, r)| \} \right\} + 1.$$

Proof. Intuitively, $CV(X_0, \mathbf{x}, k, r)$ represents the set of non-outliers that become outliers if \mathbf{x} is removed; $CV(X_0, \mathbf{x}, k-1, r)$ is the set of outliers that become inliers if a vector is placed at \mathbf{x} . Thus, if vector $\mathbf{x}_0 \in X_0$ is moved to \mathbf{x}'_0 , the number of outliers increases by $|CV(X_0, \mathbf{x}_0, k, r)|$ by removing \mathbf{x}_0 and the number of inliers decreases by $|CV(X_0, \mathbf{x}'_0, k-1, r)|$ by adding \mathbf{x}'_0 . With this understanding, the local sensitivity is given as:

$$\begin{aligned} & LS_{q_{count}}^{(0)}(X_0, k, r) \\ &= \max_{X_1: H(X_0, X_1)=1} \|q_{count}(X_0, k, r) - q_{count}(X_1, k, r)\| \\ &\leq \max_{\mathbf{x}_0 \in X_0, \mathbf{x}'_0 \in S} |CV(X_0, \mathbf{x}_0, k, r) \setminus CV(X_0, \mathbf{x}'_0, k-1, r)| + 1 \\ &\leq \max_{\mathbf{x}_0 \in X_0, \mathbf{x}'_0 \in S} \max \{ |CV(X_0, \mathbf{x}_0, k, r)|, |CV(X_0, \mathbf{x}'_0, k-1, r)| \} + 1 \\ &= \max \left\{ \max_{\mathbf{x} \in X_0} \{ |CV(X_0, \mathbf{x}, k, r)| \}, \max_{\mathbf{x}'_0 \in S} \{ |CV(X_0, \mathbf{x}'_0, k-1, r)| \} \right\} + 1. \end{aligned}$$

□

Naive evaluation of the local sensitivity is intractable. An algorithm to evaluate this upper bound is presented in Section 4.3.

4.2.2 Smooth Sensitivity

Given database X , let X_t be a database s.t. $H(X_0, X_t) = t$. By definition, the smooth sensitivity of q_{count} is given as

$$S_{q_{count}}^*(X) = \max_{t=0,1,\dots,n} e^{-t\epsilon} LS_{q_{count}}^{(t)}(X),$$

where

$$LS_{q_{count}}^{(t)}(X) = \max_{X_t: H(X, X_t)=t} LS_{q_{count}}^{(0)}(X_t).$$

Here, X_t denotes a database s.t. $H(X, X_t) = t$. The function $LS_q^{(t)}(X)$ returns the largest local sensitivity among the datasets of which t records differ from X . Similarly to $LS_{q_{count}}^{(0)}(X)$, exact evaluation of $LS_{q_{count}}^{(t)}(X)$ is intractable because the variation of X_t can increase exponentially with respect to t . Instead, we derive the upper bound on $LS_{q_{count}}^{(t)}(X)$ using $CV(X, \mathbf{x}, k, r)$.

Theorem 6. Given X , for $t \geq 0$, $LS_{q_{count}}^{(t)}(X)$ is bounded above as

$$LS_{q_{count}}^{(t)}(X) \leq \max_{\mathbf{x} \in \mathcal{D}} \left\{ \max \{ C^{(t)}(X, \mathbf{x}, k, r), C^{(t)}(X, \mathbf{x}, k-1, r) \} + t + 1 \right\}, \quad (4)$$

where

$$C^{(t)}(X, \mathbf{x}, k, r) = \left| \bigcup_{i=-t}^t CV(X, \mathbf{x}, k+i, r) \right|.$$

For the proof of this theorem, we use the following helper lemma.

Lemma 1. *Let $t \geq 0$ be an integer, and let X and X_t be databases such that $H(X, X_t) = t$. Then, for any $\mathbf{x} \in \mathcal{D}$, threshold k , and radius r ,*

$$|CV(X_t, \mathbf{x}, k, r)| \leq \left| \bigcup_{i=-t}^t CV(X, \mathbf{x}, k+i, r) \right| + t.$$

Proof of Lemma 1. We first consider the case $t = 1$. Suppose $\mathbf{x} \in X$ is moved from \mathbf{x} to \mathbf{x}_1 , and X_1 is given as $X_1 = X \setminus \{\mathbf{x}\} \cup \{\mathbf{x}_1\}$. The degree of records in $X \setminus \{\mathbf{x}\}$ around \mathbf{x} is decreased by one by removing \mathbf{x} , and the degree of records in $X \setminus \{\mathbf{x}\}$ around \mathbf{x}_1 is increased by one by adding \mathbf{x}_1 . Since the degree of the records in $V(X, k+1, r)$ and $V(X, k-1, r)$ may become k in X_1 , $V(X_1, k, r)$ is thus a subset of $V(X, k+1, r) \cup V(X, k, r) \cup V(X, k-1, r) \cup \{\mathbf{x}_1\}$. When $t > 1$, for the same reason, $V(X_t, k, r)$ is a subset of $\bigcup_{i=-t}^t V(X, k+i, r) \cup \{\mathbf{x}_1, \mathbf{x}_2, \dots, \mathbf{x}_t\}$ where $\mathbf{x}_1, \dots, \mathbf{x}_t$ are the records moved from X to X_t . Thus, the size of $CV(X_t, \mathbf{x}, r, k)$ is bounded above as

$$\begin{aligned} |CV(X_t, \mathbf{x}, r, k)| &\leq \left| B(\mathbf{x}, r) \cap \bigcup_{i=-t}^t V(X, k+i, r) \cup \{\mathbf{x}_1, \mathbf{x}_2, \dots, \mathbf{x}_t\} \right| \\ &\leq \left| \bigcup_{i=-t}^t B(\mathbf{x}, r) \cap V(X, k+i, r) \right| + |\{\mathbf{x}_1, \mathbf{x}_2, \dots, \mathbf{x}_t\}| \\ &\leq \left| \bigcup_{i=-t}^t CV(X, \mathbf{x}, k+i, r) \right| + t. \end{aligned}$$

□

By using Lemma 1, we now prove the Theorem 6.

Proof of Theorem 6. As proved in Theorem 5, the local sensitivity of the query q_{count} is bounded above by

$$LS_{q_{count}}^{(0)}(X) \leq \max\{\max_{\mathbf{x} \in X} |CV(X, \mathbf{x}, r, k)|, \max_{\mathbf{x} \in \mathcal{D}} |CV(X, \mathbf{x}, k-1, r)|\} + 1.$$

From exchangeability of max, letting

$$\begin{aligned} C_{\text{out}}^{(t)}(X, k, r) &= \max_{X_t: H(X, X_t)=t} \max_{\mathbf{x} \in X_t} |CV(X_t, \mathbf{x}, r, k)|, \text{ and} \\ C_{\text{in}}^{(t)}(X, k-1, r) &= \max_{X_t: H(X, X_t)=t} \max_{\mathbf{x} \in \mathcal{D}} |CV(X_t, \mathbf{x}, r, k-1)|, \end{aligned}$$

yields

$$LS_{q_{count}}^{(t)}(X) \leq \max\{C_{\text{out}}^{(t)}(X, k, r), C_{\text{in}}^{(t)}(X, k-1, r)\} + 1. \quad (5)$$

$C_{\text{out}}^{(t)}(X, k, r)$ can be bounded above using $C_{\text{in}}^{(t)}(X, k-1, r)$ as

$$\begin{aligned} C_{\text{out}}^{(t)}(X, k, r) &= \max_{X_t: H(X, X_t)=t} \max_{\mathbf{x} \in X_t} |CV(X_t, \mathbf{x}, r, k)| \\ &\leq \max_{X_t: H(X, X_t)=t} \max_{\mathbf{x} \in \mathcal{D}} |CV(X_t, \mathbf{x}, r, k)| \\ &= C_{\text{in}}^{(t)}(X, k, r). \end{aligned} \quad (6)$$

Here, we use the fact that $X' \subset \mathcal{D}$. By Lemma 1, we have

$$C_{\text{in}}^{(t)}(X, k, r) \leq \max_{\mathbf{x} \in \mathcal{D}} \left| \bigcup_{i=-t}^t CV(X, \mathbf{x}, k+i, r) \right| + t. \quad (7)$$

By substituting eqs. 6 and 7 into eq. (5), we get the claim. \square

4.3 Efficient Computation of Smooth Sensitivity Bound

For randomization by the mechanism of Theorem 1, it is necessary to evaluate the smooth upper bound. Naive evaluation of the smooth upper bound of eq. (4) is intractable because it requires an exhaustive search over continuous domain to evaluate $LS_{q_{\text{count}}}^{(t)}(X)$. To alleviate this, we first show an efficient algorithm that evaluates the upper bound of $LS_{q_{\text{count}}}^{(t)}(X)$ shown derived by Theorem 6. Then using the algorithm, we derive the algorithm that calculates the smooth sensitivity upper bound.

4.3.1 Algorithm for local sensitivity bound

To evaluate the upper bound of $LS_{q_{\text{count}}}^{(t)}(X)$, we need to calculate

$$\max_{\mathbf{x} \in \mathcal{D}} C^{(t)}(X, \mathbf{x}, k, r) = \max_{\mathbf{x} \in \mathcal{D}} \left| \bigcup_{i=-t}^t V(X, k+i, r) \cap B(\mathbf{x}, r) \right|, \text{ and} \quad (8)$$

$$\max_{\mathbf{x} \in \mathcal{D}} C^{(t)}(X, \mathbf{x}, k-1, r) = \max_{\mathbf{x} \in \mathcal{D}} \left| \bigcup_{i=-t}^t V(X, k+i-1, r) \cap B(\mathbf{x}, r) \right|. \quad (9)$$

Letting $P = \bigcup_{i=-t}^t V(X, k+i, r)$ (resp. $P = \bigcup_{i=-t}^t V(X, k+i-1, r)$), we can obtain the value of eq.(8) (resp. eq.(9)) by finding the largest subset $C \subseteq P$ that is enclosed by a ball with radius r . To check whether or not a given subset $C \subseteq P$ is enclosed by the ball, we use the algorithm that solves the *smallest enclosing ball* (seb) problem [20]. The goal of the problem is to find the smallest ball that encloses the given points. The given subset $C \subseteq P$ is enclosed by a ball with radius r if $\text{seb}(C) \leq r$ where $\text{seb}(C)$ denotes the radius of the resultant ball of the smallest enclosing ball problem of C .

Algorithm 1 shows the recursive algorithm that calculates eq. (8) or eq. (9) for given $P = \bigcup_{i=-t}^t V(X, k+i, r)$ or $P = \bigcup_{i=-t}^t V(X, k+i-1, r)$. $P[i]$ denotes the i -th element of the set P . Algorithm 1 searches for the largest subsets $C \subseteq P$ that is enclosed by a ball with radius r with the breadth-first search. In the algorithm, the calls of seb can be skipped for efficiency by using the fact that the radius of the enclosing ball of C_2 is larger than one of C_1 if $C_1 \subseteq C_2 \subseteq P$. The computational cost of Algorithm 1 is $\mathcal{O}(2^{|P|})$ of the calls of seb.

4.3.2 Algorithm for smooth sensitivity bound.

Algorithm 1 costs exponential time with respect to $|P|$ and the size of P increases monotonically as t increases. However, because of exponential decrease of $e^{-t\beta}$, maximization of $e^{-t\beta} LS_{q_{\text{count}}}^{(t)}(X)$ is attained by small t in most cases. Taking account of this property, we provide Algorithm 2 that calculates the smooth sensitivity bound with avoiding evaluation of $LS_{q_{\text{count}}}^{(t)}(X)$ of large t .

Algorithm 1: Calculation of $\max_{\mathbf{x} \in \mathcal{D}} C^{(t)}(X, \mathbf{x}, k, r)$ (eq. (8) and eq. (9))

Input: Records P and radius r .

Output: The value of eq.(8) or eq.(9).

Initialization: $C = \emptyset$ and $i = 1$

```

1 Function E ( $r, P, C, i$ )
2    $br \leftarrow 0$ 
3   if  $C \neq \emptyset$  then
4      $br \leftarrow \text{seb}(C)$ 
5   end
6   if  $br \leq r$  then
7      $m \leftarrow |C|$ 
8     if  $i \leq |P|$  then
9        $b_1 \leftarrow \text{E}(r, P, C \cup \{P[i]\}, i + 1)$ 
10       $b_2 \leftarrow \text{E}(r, P, C, i + 1)$ 
11       $m \leftarrow \max\{m, b_1, b_2\}$ 
12    end
13    return  $m$ 
14  end
15  else
16    return 0
17  end
18 end

```

Proposition 1. For any t and $t' < t$, $LS_{q_{count}}^{(t)}$ is bounded above as

$$LS_{q_{count}}^{(t)}(X) \leq \min\{N, \max\{U_{t'}^{(t)}(X, k, r), U_{t'}^{(t)}(X, k - 1, r)\} + t + 1\},$$

where

$$U_{t'}^{(t)}(X, k, r) = \max_{\mathbf{x} \in \mathcal{D}} C^{(t')}(X, \mathbf{x}, k, r) + \left| \bigcup_{i \in \{-t, \dots, -t'-1\} \cup \{t'+1, \dots, t\}} V(X, k + i, r) \right|.$$

Sketch of proof. For any database X , because the number of outliers does not exceed the number of the records in X , the local sensitivity is less than N . In addition, using the fact that $CV(X, \mathbf{x}, k, r) \subseteq V(X, k, r)$ for any $\mathbf{x} \in \mathcal{D}$, we can derive $\max_{\mathbf{x} \in \mathcal{D}} C^{(t)}(X, \mathbf{x}, k, r) \leq U_{t'}^{(t)}(X, k, r)$ for any t and $t' < t$. \square

Using the bound in Proposition 1, we have the upper bound of $e^{-t\beta} LS_{q_{count}}^{(t)}(X)$ as

$$e^{-t\beta} LS_{q_{count}}^{(t)}(X) \leq e^{-t\beta} \min\{N, \max\{U_{t'}^{(t)}(X, k, r), U_{t'}^{(t)}(X, k - 1, r)\} + t + 1\} \\ := S_{\text{UB}}^{t', t}(X).$$

Letting $S_{\text{UB}}^t(X) = \max_{i=1, \dots, N-t} S_{\text{UB}}^{t, t+i}(X)$, we can obtain the following proposition.

Proposition 2. If there exists U_T such that $\max_{t=0, \dots, T} e^{-t\beta} LS_{q_{count}}^{(t)}(X) \leq U_T$ and $S_{\text{UB}}^T(X) \leq U_T$, then $S_{q_{count}}^*(X) \leq U_T$.

Algorithm 2: Calculation of the smooth sensitivity of q_{count}

Input: Database X , threshold k , radius r and smooth parameter ϵ .

Output: The smooth sensitivity upper bound of query q_{count} for database X .

Initialization: $S_{\max} = 0$ and

$$\max_{\mathbf{x} \in \mathcal{D}} C^{(-1)}(X, \mathbf{x}, k, r) = \max_{\mathbf{x} \in \mathcal{D}} C^{(-1)}(X, \mathbf{x}, k-1, r) = 0.$$

```
1 for  $t = 0$  to  $N$  do
2   Calculate  $S_{\text{UB}}^{t-1}$  by Proposition 2
3   if  $S_{\text{UB}}^{t-1} \leq S_{\max}$  then
4     | return  $S_{\max}$ 
5   end
6    $S_{\max} \leftarrow \max\{S_{\max}, e^{-t\beta} LS_{q_{count}}^{(t)}(X)\}$ 
7   Store  $\max_{\mathbf{x} \in \mathcal{D}} C^{(t)}(X, \mathbf{x}, k, r)$  and  $\max_{\mathbf{x} \in \mathcal{D}} C^{(t)}(X, \mathbf{x}, k-1, r)$  for calculating  $S_{\text{UB}}^t$  in
   next loop
8 end
9 return  $S_{\max}$ 
```

Proof. If $S_{\text{UB}}^T(X) = \max_{i=1, \dots, N-T} S_{\text{UB}}^{T, T+i}(X) \leq U_T$, since $e^{-t\beta} LS_{q_{count}}^{(t)}(X) \leq S_{\text{UB}}^{T, t}(X)$ for any $t > T$, we have $e^{-t\beta} LS_{q_{count}}^{(t)}(X) \leq U_T, \forall t > T$. Thus, we have $\max_{t=0, \dots, T} e^{-t\beta} LS_{q_{count}}^{(t)}(X) \leq U_T$ and $\max_{t>T} e^{-t\beta} LS_{q_{count}}^{(t)}(X) \leq U_T$. \square

Proposition 2 shows that if the largest upper bound in Theorem 6 for $t = 0, \dots, T$ can be bounded above by $S_{\text{UB}}^T(X)$, then the calculation of the upper bound in Theorem 6 for $t > T$ can be skipped. Algorithm 2 shows the calculation of the smooth sensitivity of q_{count} with this skip by following Proposition 2.

5 Differentially Private Discovery and Detection

We are able to get the number of outliers in the database while ensuring (ϵ, δ) -differential mechanism by previous technique. Next, we try to achieve analyzing like Scenario 2 and 3. We describe how to achieve Scenario 2 in Section 5.1 and Scenario 3 in Section ??.

5.1 Top- h Subspace Discovery with Exponential Mechanism

This section investigates differential privacy for finding subspaces that contains outliers. As already discussed, identification of outliers and protecting privacy of instances are intrinsically incompatible. However, if the interest of the analyst is simply to learn the situations that the outliers appear, we can alleviate releasing the outlier counts on each subspace; releasing subspaces containing many outliers would suffice [12]. In this section, we present another mechanism for differential privacy that allows us to learn top- h subspaces that contains outliers.

The subspace containing many outliers can be simply found by issuing count queries for each subspace. However, responses obtained with such a procedure can be useless in typical settings. Let \mathcal{F}_c be the set of subspaces spanned by c dimensions. Then, the privacy parameters

need to be set as $(\epsilon/|S|, \delta/|S|)$ for each count query so that the entire process achieves (ϵ, δ) -differentially private because of sequential composition. The privacy budget can be saved by applying the more sophisticated composition theorem [21]. However, noting that the size of \mathcal{F}_c can grow exponentially in d , it is still difficult to manage high dimensionality.

We consider the problem of the top- h subspace discovery by means of the exponential mechanism, which allows us to avoid releasing outlier counts for each subspace. Let d be the instance dimension and let $E = \{1, 2, \dots, d\}$. Then, the set of c -dimensional subspaces is denoted as $\mathcal{F}_c = \{F_c | F_c \subset E, |F_c| = c\}$. Given c and E , the top- h subspace discovery is the problem to find the h subspaces in \mathcal{F}_c containing the h largest number of outliers. The exponential mechanism can be used to release discrete values with achieving differential privacy. We employ the following function as the utility function for the top- h subspace discovery:

$$u_{\text{subspace}}(X, r, k, S) = \frac{q_{\text{count}}(X, k, r, S)}{GS_{q_{\text{count}}, |S|}^{\text{UB}}(k)}$$

where $GS_{q_{\text{count}}, |S|}^{\text{UB}}(k)$ denotes the upper bound of the global sensitivity of the count query, as derived by eq. (3) in Section 4.1. The following theorem denotes the differential privacy achieved by the exponential mechanism with this utility function.

Theorem 7. *The exponential mechanism with utility function u_{subspace} achieves 2ϵ -differential privacy.*

Proof. The global sensitivity of utility function u_{subspace} is given as

$$\begin{aligned} \Delta u_{\text{subspace}} &= \max_{S \in \mathcal{F}_c} \max_{X, X' \in \mathcal{D}^n: H(X, X')=1} \|u_{\text{subspace}}(X, k, r, S) - u_{\text{subspace}}(X', k, r, S)\| \\ &= \max_{S \in \mathcal{F}_c} \max_{X, X' \in \mathcal{D}^n: H(X, X')=1} \frac{\|q_{\text{count}}(X, k, r, S) - q_{\text{count}}(X', k, r, S)\|}{GS_{q_{\text{count}}, |S|}^{\text{UB}}(k)} \\ &= \frac{GS_{q_{\text{count}}, |S|}(k)}{GS_{q_{\text{count}}, |S|}^{\text{UB}}(k)} \leq 1. \end{aligned}$$

Hence, we have $\Delta u_{\text{subspace}} \leq 1$. The exponential mechanism with utility function u_{subspace} thus achieves $2\epsilon \Delta u_{\text{subspace}}$ -differential privacy, which concludes the proof. \square

To obtain the top- h (suspected) subspaces, we need to iterate the exponential mechanism until h different subspaces are found. Algorithm 3 denotes the entire procedure for the top- h query with ϵ -differential privacy. Therefore, top- h discovery of subspace query could also be adapted. At line 2-4, the utility for each subspaces in \mathcal{F}_c are evaluated. At line 5-10, h subspaces are chosen by iterative application of exponential mechanism $\epsilon_{u_{\text{subspace}}}^{\epsilon/h}$. Finally, the selected subspaces are released. Note that the privacy parameter for the exponential mechanism is set to ϵ/h so that the entire procedure of the top- h subspace discovery achieves ϵ -differential privacy.

6 Experiments

In this section, we show the empirical evaluation of the utility of the mechanism for counting outliers query, discovery of subspace query and detection of outlier query.

Algorithm 3: Mechanism of Top- h Query

Input: Top- h query q_h and smooth parameter ϵ .

Output: The top- h items R_h .

Initialization: $R_h \leftarrow \emptyset$

```
1 Function  $q_h(R, h, \cdot)$ 
2   for  $r \in R$  do
3     | calculate the utility of a item  $r$  by  $u_h(r, \cdot)$ 
4   end
5   while  $|R_h| < h$  do
6     | repeat
7       |  $r \leftarrow \epsilon_{u_h, \Delta u_h}^{\epsilon/h}$ 
8     | until  $r \notin R_h$ 
9     |  $R_h \leftarrow \{r\} \cup R_h$ 
10  end
11  return  $R_h$ 
12 end
```

6.1 Settings

We conducted the experiments on some synthetic and real datasets for Scenario 1 and Scenario 2. As real datasets, we used Adult and Ionosphere datasets chosen from UCI Machine Learning Repository [22] which are originally prepared for classification tasks. For adapting outlier analysis, we carried out the preprocessing to the datasets in the same manner of [23, 24]. These datasets were scaled so that the average and variance of each attribute is 0 and 1, respectively. For Adult, we removed two categorical attributes, “category” and “fnlwgt”.

The experiments for Scenario 1 were carried out on the two datasets, named Synthetic 1 and Adult 1. Synthetic 1 consists of 50 samples of 2 dimensional real vectors, which contains 45 inliers and 5 outliers. The inliers are sampled from $\mathcal{N}(\mathbf{0}, \mathbb{I})$ where \mathbb{I} represents an identity matrix, and the outliers are sampled from $\mathcal{N}(\boldsymbol{\mu}, \Sigma)$ where $\mu_1 = \mu_2 = 20$, and Σ is a diagonal matrix such that $\Sigma_{11} = \Sigma_{22} = 100$. Adult 1 is a subset of the original Adult dataset which contains 45 positive labeled samples and 5 negative labeled samples. The positive labeled samples and the negative labeled samples are treated as inliers and outliers, respectively (See Table 1 for the detail).

The experiments for Scenario 2 were conducted on the three datasets, named Synthetic 2, Adult 2 and Ionosphere. Synthetic 2 consists of 500 samples of 10 dimensional real vectors. The dataset contains 490 inliers sampled from $\mathcal{N}(\mathbf{0}, \mathbb{I})$ and 10 outliers sampled from $\mathcal{N}(\boldsymbol{\mu}, \Sigma)$ where $\mu_1 = \mu_2 = 20$, $\mu_i = 0$ for $i = 3, \dots, 10$, \mathbb{I} represents an identity matrix, and Σ is a diagonal matrix such that $\Sigma_{11} = \Sigma_{22} = 100$ and $\Sigma_{ii} = 1$ for $i = 3, \dots, 10$. Adult 2 and Ionosphere are subsets of the original Adult or Ionosphere datasets which contains 490 positive labeled samples and 10 negative labeled samples in Adult 2, and 225 positive labeled samples and 10 negative labeled samples in Ionosphere. The treatment of inliers and outliers in real datasets is same as the experiments for Scenario 1 (See Table 2 for the detail).

Table 1: Summary of datasets and parameters for Scenario 1

	Synthetic 1	Adult 1
The number of outliers	5	5
The number of inliers	45	45
The number of samples N	50	50
Dimension d	2	7
Threshold k	3	3
Radius r	1.1	0.35

Table 2: Summary of datasets and parameters for Scenario 2 and Scenario 3

	Synthetic 2	Adult 2	Ionosphere
The number of outliers	10	10	10
The number of inliers	490	369	225
The number of samples N	500	379	235
Dimension d	10	7	34
Threshold k	3	3	3
Radius r	0.13	0.02	0.06

6.2 Count Outliers

Following the Scenario 1 described in Section 3.3, we evaluated the utility of the mechanisms of q_{count} on the synthetic dataset. We changed the privacy parameter from $\epsilon = 0.1$ to 0.9 ; δ was fixed as $\delta = 0.01$. See Table 1 for the parameters of the outliers. We partitioned the instances into two classes: one is “true”, indicating the instance detected as an outlier; the other is “false”. For each dataset, we tuned the radius r so that the *Accuracy* given by eq.(10) is maximized:

$$Accuracy = \frac{TP + TN}{TP + FP + FN + TN}, \quad (10)$$

where TP , TN , FP and FN respectively denote true positive, true negative, false positive, and false negative. For implementation, we used [25] to solve the smallest enclosing ball problem. As the criterion of the utility of the mechanisms, we show the standard deviation of the noise added to the query. We compared the standard deviation of the noise of the mechanism based on the smooth sensitivity upper bound in eq.(4) with the mechanism based on the global sensitivity lower bound in eq.(3). Fig. 3 and Fig. 4 show true the number of outliers in the database and the standard deviations (σ_{Global} and σ_{Smooth}) of the gaussian for each ϵ . In Fig. 3 and Fig. 4, “Global” and “Smooth” respectively present the global sensitivity-based mechanism and the smooth sensitivity-based mechanism.

It is apparent that the standard deviation of the noise of the smooth sensitivity-based mechanism is significantly lower than that of the global sensitivity-based mechanism. Indeed, the standard deviation of the noise of global sensitivity-based mechanism is approximately 10-30 times larger than that of the smooth sensitivity-based mechanism even though the global sensitivity-based mechanism uses the lower bound. In addition, the smooth sensitivity-based mechanism achieves the noise of which standard deviation is lower than 7 for $\epsilon \geq 0.7$ for each datasets. The reason why we got these results is our approach depends only on the number of outliers, not on the number of dimensions. From these results, we can conclude that our framework is sufficiently practical in this setting.

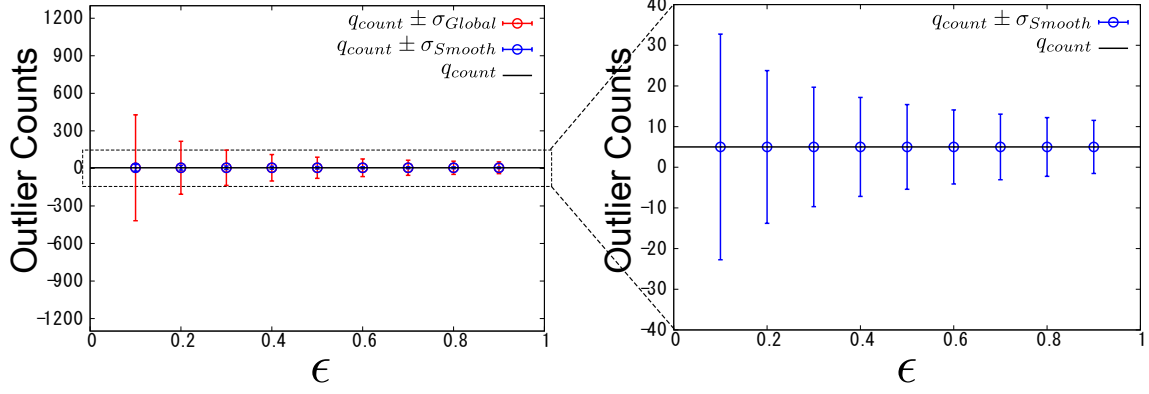


Figure 3: The result of Synthetic 1 on Scenario 1

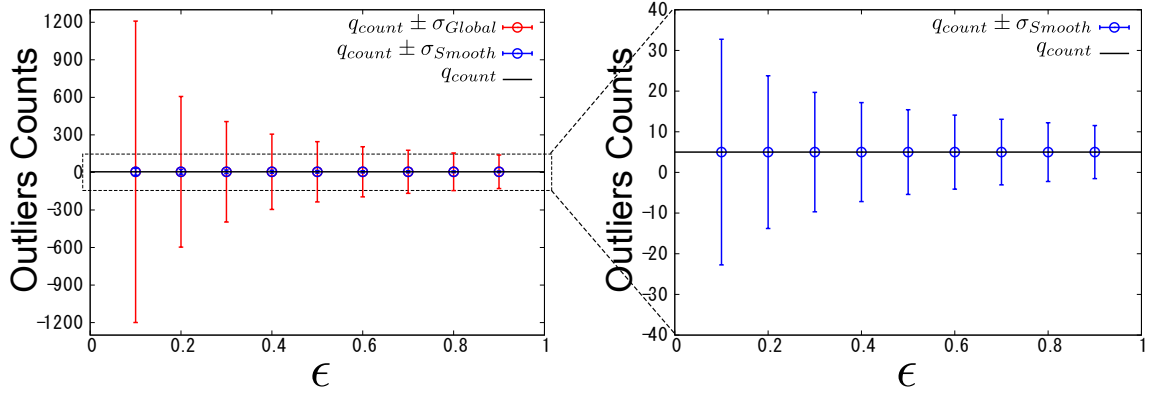


Figure 4: The result of Adult 1 on Scenario 1

6.3 Top- h Subspace Discovery

The experiments of top- h subspace discovery shown in this subsection follow Scenario 2 of Section 3.3. The analyst investigates the subspace contains more outliers using query $q_{subspace}$. In these experiments, the dimensionality of the subspace is set as 1; the analyst tries to detect 2 out of 10 subspaces by top- h Subspace discovery.

For evaluation purposes, we partitioned the subspace into two classes: one is “true”, indicating the subspace containing outliers; the other is “false”. The utility of the results is measured from the precision and recall. The precision is evaluated by $precision = \frac{TP}{TP+FP}$, where TP and FP respectively denote true positive and false positive. The recall is evaluated by $recall = \frac{TP}{TP+FN}$, where FN denotes false negative. The prediction and recall are one thousand times average. Privacy parameter was varied from $\epsilon = 0.2$ to 3.2 .

Fig. 5-7 (left) and Fig. 5-7 (right) respectively represent the precision and recall, with changing h , the number of subspaces detecting. The precision decreases as h grows, as shown in Fig. 5. The recall can be improved with larger h because the probability with which true subspaces are chosen increases. Because of sequential decomposition, the outputs of the exponential mechanism become noisy as h increases. Therefore, the recall can be decreased if the effect of noise is dominant. As Fig. 5 shows, the effect of sequential composition was more dominant and smaller h achieved larger recall in this experiments. However there isn’t distinctive subspace that has many outliers. It is difficult to apply top- h subspace discovery

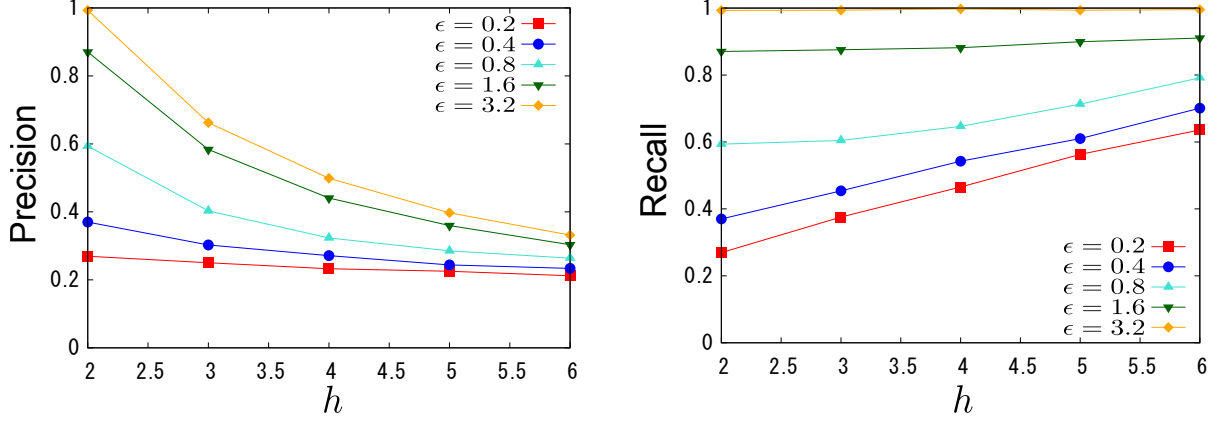


Figure 5: The result of Synthetic 2 on Scenario 2

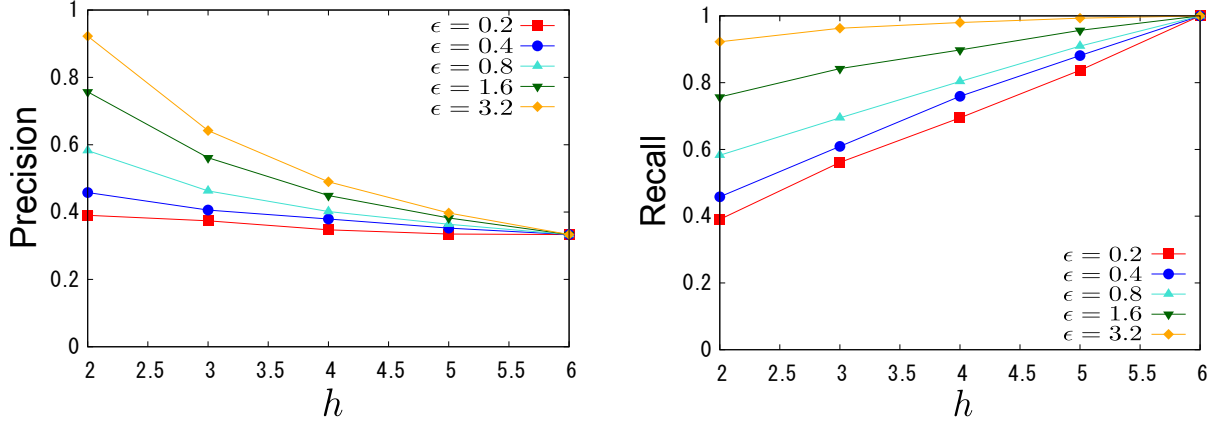


Figure 6: The result of Adult 1 on Scenario 2

when the difference of the number of outliers are not.

For practical use, the precision and recall are preferred to be much higher than $1/2$. If the number of true subspaces can be known by analysts in advance, then h should be set as small as possible. Privacy parameter ϵ and utility (precision and recall) share a tradeoff relation. Noting that the objective of outlier analysis is fundamentally conflicting with privacy protection, the choice of larger ϵ , such as $0.8 \leq \epsilon \leq 1.6$, might be allowed.

7 Conclusion

In this paper, we present the differentially private distance-based outlier analysis that consists of two different types of queries, the differentially private counting of outliers in given subspace and the differentially private discovery of subspaces.

For the query of counting of outliers, taking advantage of the smooth sensitivity [2], the resulting output of the mechanism can be less noisy than that of the global sensitivity based mechanism. Although the evaluation of the smooth upper bound is often costly, we provide an efficient algorithm for evaluation of the smooth upper bound for the problem for outlier counting. This paper describes an initial step towards differentially private outlier analysis, and

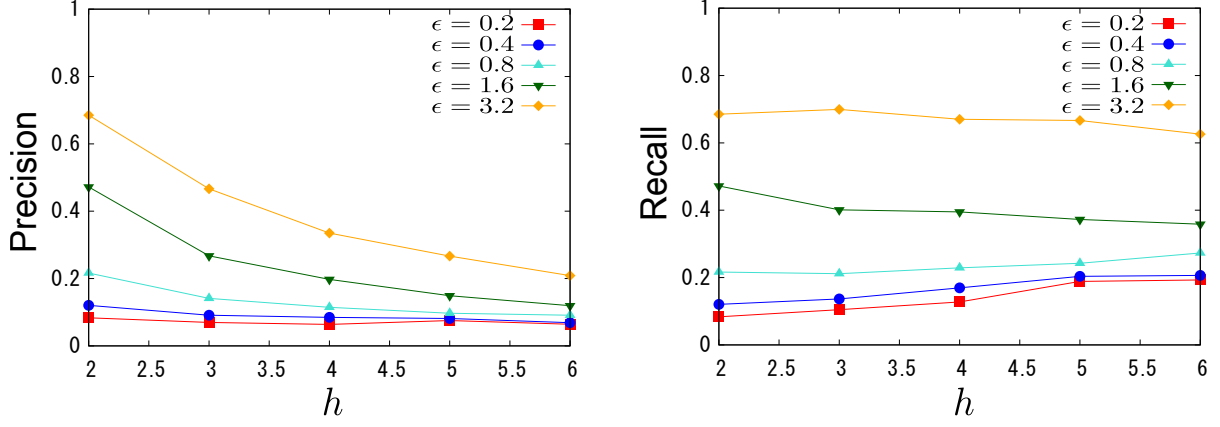


Figure 7: The result of Ionosphere on Scenario 2

the experimental evaluation is performed with relatively small-size datasets. In our algorithm, we invoke the smallest enclosing ball algorithm that takes as input the power set of instances. Because of this construction, we need a more efficient algorithm for application to larger size datasets.

For the query of discovery of subspaces, we employ the exponential mechanism and specifically design a utility function. Even though the variation of subspaces can grow exponentially in the data dimensionality, the proposed mechanism achieves better detection accuracy for high dimensionality.

References

- [1] Cynthia Dwork, Frank McSherry, Kobbi Nissim, and Adam Smith. Calibrating noise to sensitivity in private data analysis. In *Proceedings of the Third Conference on Theory of Cryptography*, TCC’06, pages 265–284, Berlin, Heidelberg, 2006. Springer-Verlag.
- [2] Kobbi Nissim, Sofya Raskhodnikova, and Adam Smith. Smooth sensitivity and sampling in private data analysis. In *Proceedings of the Thirty-ninth Annual ACM Symposium on Theory of Computing*, STOC ’07, pages 75–84, New York, NY, USA, 2007. ACM.
- [3] Cynthia Dwork and Adam Smith. Differential privacy for statistics: What we know and what we want to learn. *Journal of Privacy and Confidentiality*, 1(2):2, 2010.
- [4] Jaideep Vaidya and Chris Clifton. Privacy-preserving outlier detection. In *The Fourth IEEE International Conference on Data Mining*, pages 233–240, Brighton, UK, 2004. IEEE Computer Society.
- [5] Anrong Xue, Xiqiang Duan, Handa Ma, Weihe Chen, and Shiguang Ju. Privacy preserving spatial outlier detection. In *Proceedings of the 9th International Conference for Young Computer Scientists*, pages 714–719. IEEE Computer Society, 2008.
- [6] Ho Tu Bao et al. A distributed solution for privacy preserving outlier detection. In *Proceedings of the 2011 Third International Conference on Knowledge and Systems Engineering*, pages 26–31. IEEE Computer Society, 2011.
- [7] Lu Li, Liusheng Huang, Wei Yang, Xiaohui Yao, and An Liu. Privacy-preserving lof outlier detection. *Knowledge and Information Systems*, 42(3):579–597, 2015.

- [8] Liyue Fan and Li Xiong. Differentially private anomaly detection with a case study on epidemic outbreak detection. In *Proceedings of the 2013 IEEE 13th International Conference on Data Mining Workshops*, pages 833–840. IEEE Computer Society, 2013.
- [9] Edward Lui and Rafael Pass. Outlier privacy. In *Theory of Cryptography - 12th Theory of Cryptography Conference, TCC 2015, Warsaw, Poland, March 23-25, 2015, Proceedings, Part II*, volume 9015 of *Lecture Notes in Computer Science*, pages 277–305. Springer, 2015.
- [10] Cynthia Dwork, Krishnaram Kenthapadi, Frank McSherry, Ilya Mironov, and Moni Naor. Our data, ourselves: Privacy via distributed noise generation. In Serge Vaudenay, editor, *EUROCRYPT*, volume 4004 of *Lecture Notes in Computer Science*, pages 486–503. Springer, 2006.
- [11] Frank McSherry and Kunal Talwar. Mechanism design via differential privacy. In *Proceedings of the 48th Annual IEEE Symposium on Foundations of Computer Science, FOCS '07*, pages 94–103, Washington, DC, USA, 2007. IEEE Computer Society.
- [12] Edwin M. Knorr and Raymond T. Ng. Finding intensional knowledge of distance-based outliers. In *Proceedings of the 25th International Conference on Very Large Data Bases, VLDB '99*, pages 211–222, San Francisco, CA, USA, 1999. Morgan Kaufmann Publishers Inc.
- [13] Fabian Keller, Emmanuel Müller, Andreas Wixler, and Klemens Böhm. Flexible and adaptive subspace search for outlier analysis. In *22nd ACM International Conference on Information and Knowledge Management, CIKM'13, San Francisco, CA, USA, October 27 - November 1, 2013*, pages 1381–1390. ACM, 2013.
- [14] Fabian Keller, Emmanuel Müller, and Klemens Böhm. Hics: High contrast subspaces for density-based outlier ranking. In *IEEE 28th International Conference on Data Engineering (ICDE 2012), Washington, DC, USA (Arlington, Virginia), 1-5 April, 2012*, pages 1037–1048. IEEE Computer Society, 2012.
- [15] Charu C. Aggarwal. *Outlier Analysis*. Springer, 2013.
- [16] Edwin M. Knorr and Raymond T. Ng. Algorithms for mining distance-based outliers in large datasets. In *Proceedings of the 24rd International Conference on Very Large Data Bases, VLDB '98*, pages 392–403, San Francisco, CA, USA, 1998. Morgan Kaufmann Publishers Inc.
- [17] Oleg R. Musin. The kissing problem in three dimensions. *Discrete & Computational Geometry*, 35(3):375–384, 2006.
- [18] Oleg R. Musin. The kissing number in four dimensions. *Annals of Mathematics*, 168(1):1–32, 2008.
- [19] Hans D Mittelmann and Frank Vallentin. High-accuracy semidefinite programming bounds for kissing numbers. *Experimental Mathematics*, 19(2):175–179, 2010.
- [20] Kaspar Fischer, Bernd Gärtner, and Martin Kutz. Fast smallest-enclosing-ball computation in high dimensions. In *Algorithms - ESA 2003*, volume 2832 of *Lecture Notes in Computer Science*, pages 630–641. Springer, 2003.
- [21] Cynthia Dwork, Guy N Rothblum, and Salil Vadhan. Boosting and differential privacy. In *Foundations of Computer Science (FOCS), 2010 51st Annual IEEE Symposium on*, pages 51–60. IEEE, 2010.

- [22] M. Lichman. UCI machine learning repository, 2013.
- [23] Ke Zhang, Marcus Hutter, and Huidong Jin. A new local distance-based outlier detection approach for scattered real-world data. In *Advances in Knowledge Discovery and Data Mining, 13th Pacific-Asia Conference, PAKDD 2009, Bangkok, Thailand, April 27-30, 2009, Proceedings*, volume 5476 of *Lecture Notes in Computer Science*, pages 813–822. Springer, 2009.
- [24] Ninh Pham and Rasmus Pagh. A near-linear time approximation algorithm for angle-based outlier detection in high-dimensional data. In *Proceedings of the 18th ACM SIGKDD International Conference on Knowledge Discovery and Data Mining, KDD '12*, pages 877–885, New York, NY, USA, 2012. ACM.
- [25] Kutz, Ficher Martin, Grtner Kaspar, and Bernd. A java library to compute the mini-ball of a point set. <https://github.com/hbf/miniball>. Last Accessed Time: February 2, 2015.