

On-shell Diagrams, Grassmannians and Integrability for Form Factors

Rouven Frassek^a, David Meidinger^b, Dhritiman Nandan^b,
Matthias Wilhelm^b

^a *Department of Mathematical Sciences, Durham University,
South Road, Durham DH1 3LE, United Kingdom*

^b *Institut für Mathematik und Institut für Physik, Humboldt-Universität zu Berlin,
IRIS Gebäude, Zum Großen Windkanal 6, 12489 Berlin*

rouven.frassek@durham.ac.uk, david.meidinger@physik.hu-berlin.de,
dhritiman@physik.hu-berlin.de, mwilhelm@physik.hu-berlin.de

Abstract

We apply on-shell and integrability methods that have been developed in the context of scattering amplitudes in $\mathcal{N} = 4$ SYM theory to tree-level form factors of this theory. Focussing on the colour-ordered super form factors of the chiral part of the stress-tensor multiplet as an example, we show how to systematically construct on-shell diagrams for these form factors with the minimal form factor as further building block in addition to the three-point amplitudes. Moreover, we obtain analytic representations in terms of Grassmannian integrals in spinor helicity, twistor and momentum twistor variables. While Yangian invariance is broken by the operator insertion, we find that the form factors are eigenstates of the integrable spin-chain transfer matrix built from the monodromy matrix that yields the Yangian generators. Constructing them via the method of R operators allows to introduce deformations that preserve the integrable structure. We finally show that the integrable properties extend to minimal tree-level form factors of generic composite operators as well as certain leading singularities of their n -point loop-level form factors.

Keywords: Super-Yang-Mills; Form factors; On-shell methods; Integrability;

Contents

1	Introduction	2
2	The MHV case	5
2.1	On-shell diagrams, inverse soft limits, BCFW bridges and permutations	5
2.2	Deformed form factors and R operators	10
2.3	A (deformed) Graßmannian integral representation for the MHV form factor	12
3	Beyond MHV	13
3.1	On-shell diagrams and R operators	13
3.2	Graßmannian integrals for higher MHV degree	17
3.3	Twistor and momentum twistor Graßmannians	25
4	Integrability and form factors	31
4.1	Spin chains and Yangian invariance	31
4.2	Form factors of the chiral stress-tensor multiplet	32
4.3	Generic operators	36
5	Conclusion and outlook	38

1 Introduction

In the last years, there has been tremendous progress in our understanding of $\mathcal{N} = 4$ Super Yang-Mills (SYM) theory in the planar limit primarily based on two different approaches, namely the on-shell methods of modern quantum field theory and integrability techniques; see [1, 2] and [3] for respective reviews. The former set of ideas and techniques has been successfully applied to the perturbative study of on-shell scattering amplitudes of elementary states. On the other hand, integrability-based methods, which rely on exploiting all the symmetries of the theory, have proven to be very powerful in particular in calculating the spectrum of anomalous dimensions of gauge-invariant local composite operators. Though some of the integrable structures have also appeared in the study of scattering amplitudes, the overlap between both approaches has been rather limited.

Along with scattering amplitudes and correlation functions, another very interesting quantity in a quantum field theory is the form factor, which forms a bridge between the previously mentioned on-shell amplitudes and off-shell correlation functions. For a given gauge-invariant local composite operator $\mathcal{O}(x)$ in a quantum field theory, the form factor $\mathcal{F}_{\mathcal{O}}$ is defined as the overlap of the off-shell state created by \mathcal{O} from the vacuum $|0\rangle$ at the

spacetime point x with an on-shell n -particle state $|1, \dots, n\rangle$.¹ It can be Fourier transformed to momentum space, where the operator \mathcal{O} carries a momentum q with $q^2 \neq 0$, yielding

$$\mathcal{F}_{\mathcal{O}}(1, \dots, n; q) = \int d^4x e^{-iqx} \langle 1, \dots, n | \mathcal{O}(x) | 0 \rangle. \quad (1.1)$$

This quantity will be our focus of attention for this paper as it is a perfect candidate to study the theory using both the on-shell and integrability techniques.

In $\mathcal{N} = 4$ SYM theory, form factors have been first studied more than thirty years back [4], and have received increasing attention of late, both at weak coupling [5–21] and at strong coupling [22–24] via the AdS/CFT correspondence. They can be calculated using many of the successful on-shell techniques that were developed in the context of amplitudes. In particular, BCFW [25, 26] and MHV [27] recursion relations can be applied to construct form factors at tree level [5, 7] and the resulting expressions can also be interpreted in terms of the volume of polytopes [18]. Form factors have also been studied at loop level using generalised unitarity [28–30] not just for the simplest BPS operator and its generalisations [5, 11, 17] but also for non-protected operators like the Konishi operator [20], the operators in the $SU(2)$ sector [21], and even completely generic operators [19]. All these recent developments have shown that simplicity does exist also for form factors if one studies them using the language of modern on-shell techniques.

However, not all of the interesting features of scattering amplitudes in $\mathcal{N} = 4$ SYM theory have a counterpart for form factors yet. A novel way of studying scattering amplitudes has been proposed in [31] using so-called on-shell diagrams, which are bipartite graphs built out of two kinds of trivalent on-shell vertices and encode the information of the scattering process using fully on-shell data. Moreover, each such scattering process is related to an integral over a Grassmannian manifold. In fact, it has been conjectured that all leading singularities of the scattering amplitudes of $\mathcal{N} = 4$ SYM theory as well as the tree-level scattering amplitudes can be obtained from an integral on a Grassmannian [32–34]. So far, there has been no direct analogue of this geometric picture of scattering for the case of form factors. One of the goals of this paper is to provide such a formulation, starting with certain tree-level form factors.

Very little is known about the role of integrability in form factors of $\mathcal{N} = 4$ SYM theory.² For amplitudes as well as for correlation functions, integrability manifests itself in the appearance of an integrable spin chain at weak coupling. In the spectral problem, single-trace operators are mapped to spin-chain eigenstates and the dilatation operator to the spin-chain Hamiltonian, see [3]. This integrable Hamiltonian belongs to a whole family of commuting operators which also include the corresponding transfer matrices. This family can be diagonalised simultaneously using Bethe ansatz methods. More recently, a somewhat different spin chain was discovered in the study of amplitudes in $\mathcal{N} = 4$ SYM theory [35–42]. It was pointed out in [43] that the superconformal symmetry and the newly discovered dual

¹As for amplitudes, the on-shell state is specified by the momenta, helicities and flavours of the n elementary particles.

²That is, at least at weak coupling. For an application of integrability to form factors at strong coupling, see [23, 24].

superconformal symmetry [44] combine into an infinite-dimensional Yangian symmetry, which yields the underlying integrable spin-chain picture [35, 36]. Amplitudes at tree level are invariant under this Yangian symmetry.

Recently, it was proposed that the problem of computing the dilatation operator, i.e. the Hamiltonian of the integrable spin chain, in $\mathcal{N} = 4$ SYM theory can be re-cast in a compact form using generalised unitarity methods with form factors being the main ingredients [19–21].³ In fact, a special class of form factors called minimal form factors, with the number of external fields n equal to the number of fields in the corresponding composite operator, realises this spin-chain picture of the spectral problem in the language of on-shell super fields used for amplitudes [19].

Naively, due to the nature of form factors and also motivated by the results mentioned above, we would expect to obtain a relation between the integrable spin chain of the spectral problem and the one that appeared in the study of tree-level scattering amplitudes. Indeed, in this paper, we will show that form factors are special states of the latter integrable spin chain, namely eigenstates of the transfer matrix built from the monodromy that yields the Yangian generators studied in the context of amplitudes, provided that the corresponding composite operator is an eigenstate of the former integrable spin chain. This implies enhanced symmetries for the form factors, analogous to the Yangian symmetry of scattering amplitudes.

This paper is structured as follows. In the remainder of this section, we discuss the stress-tensor super multiplet and its super form factors, which we will be studying in most of the rest of the paper. In section 2, we briefly review various ideas within the framework of on-shell techniques for scattering amplitudes, like on-shell diagrams, their construction via BCFW recursion relations and inverse soft limits as well as a Grassmannian integral representation, and present the corresponding extensions of these ideas for the case of form factors. Our constructions rely on the use of the integrability inspired R-operator techniques and the association of a permutation to each on-shell graph as it was done for the scattering amplitudes. To allow for a pedagogical presentation, we restrict ourselves to the MHV level in this section. Next, in section 3, we further extend the techniques of the previous section in order to study similar form factors but at the NMHV and higher N^k MHV level. We also present some lower-point form factors as examples and conjecture a general Grassmannian integral formulation for tree-level form factors. In section 4, we investigate the role of integrability for tree-level form factors using the spin-chain monodromy matrix. Specifically, we show that all form factors of the chiral stress-tensor multiplet are annihilated by the transfer matrix given by its super trace. We also study the action of this transfer matrix on the minimal form factors of general operators as well as on on-shell diagrams involving them. Finally, in section 5, we conclude with a summary of our results and an outlook about future directions.

Note added On the day of submission, the paper [48] appeared, which has some overlap with this article.

³For the calculation of the dilatation operator from on-shell methods via correlation functions, see [13, 20, 45–47].

Form factors of the stress-tensor super multiplet

In most of this paper, we focus on the form factors of the chiral part of the stress-tensor super multiplet, which are the most widely studied ones. Using $\mathcal{N} = 4$ harmonic superspace [49], this part of the stress-tensor super multiplet can be written as

$$T(x, \theta^+) = \text{tr}(\phi^{++}\phi^{++}) + \dots + \frac{1}{3}(\theta^+)^4 \mathcal{L}, \quad (1.2)$$

where $\theta_\alpha^{+a} = \theta_\alpha^A u_A^{+a}$, $\theta_\alpha^{-a'} = \theta_\alpha^A u_A^{-a'}$ with projectors u_A^{+a} and $u_A^{-a'}$. The indices a , a' and \pm correspond to $SU(2) \times SU(2)' \times U(1) \subset SU(4)$, see [7, 18, 50] for details and further references. The lowest component in $T(x, \theta^+)$ is the scalar operator $\text{tr}(\phi^{++}\phi^{++})$ with $\phi^{++} = \frac{1}{2}\epsilon_{ab}u_A^{+a}u_B^{+b}\phi^{AB}$, whereas its highest component is the chiral part of the on-shell Lagrangian \mathcal{L} .

The super form factor of this super multiplet is defined as

$$\mathcal{F}_{n,k}(1, \dots, n; q, \gamma^-) = \int d^4x d^4\theta^+ e^{-iqx - i\theta_\alpha^{+a}\gamma_a^{-\alpha}} \langle 1, \dots, n | T(x, \theta^+) | 0 \rangle, \quad (1.3)$$

where $\gamma^{-\alpha a}$ is the supermomentum of the multiplet and k denotes the (supersymmetric extension of the) MHV degree. For the minimal MHV degree $k = 2$, the form factor of $T(x, \theta^+)$ reads [7]:

$$\mathcal{F}_{n,2}(1, \dots, n; q, \gamma^+) = \frac{\delta^4(P)\delta^4(Q^+)\delta^4(Q^-)}{\langle 12 \rangle \langle 23 \rangle \dots \langle n-1 \ n \rangle \langle n1 \rangle}, \quad (1.4)$$

where

$$P = \sum_{i=1}^n \lambda_i \tilde{\lambda}_i - q, \quad Q^+ = \sum_{i=1}^n \lambda_i \tilde{\eta}_i^+, \quad Q^- = \sum_{i=1}^n \lambda_i \tilde{\eta}_i^- - \gamma^- \quad (1.5)$$

with $Q^{+a\alpha} = \bar{u}_A^{+a} Q^{A\alpha}$, $Q^{-a'\alpha} = \bar{u}_A^{-a'} Q^{A\alpha}$ and $\tilde{\eta}^{+a} = \bar{u}_A^{+a} \tilde{\eta}^A$, $\tilde{\eta}^{-a'} = \bar{u}_A^{-a'} \tilde{\eta}^A$.⁴

Note that throughout this paper we will be treating colour-ordered tree-level form factors and amplitudes. Hence, we will not indicate this at each expression individually.

2 The MHV case

In this section, we demonstrate that many of the recent successful techniques that were developed for scattering amplitudes can also be applied to MHV form factors, namely on-shell diagrams, deformations, R operators and a (deformed) Grassmannian integral representation.

2.1 On-shell diagrams, inverse soft limits, BCFW bridges and permutations

On-shell diagrams

On-shell diagrams have proven to be a useful tool in the construction of scattering amplitudes. They are built from two different elements, namely the three-point MHV amplitude

⁴The projectors \bar{u} are related to the u 's by conjugation.

$\mathcal{A}_{3,2}$ and the three-point $\overline{\text{MHV}}$ amplitude $\mathcal{A}_{3,1}$:

$$\begin{aligned}
\begin{array}{c} 1 \\ | \\ \bullet \\ / \backslash \\ 3 \quad 2 \end{array} &= \mathcal{A}_{3,2}(1, 2, 3) = \frac{\delta^4(\lambda_1 \tilde{\lambda}_1 + \lambda_2 \tilde{\lambda}_2 + \lambda_3 \tilde{\lambda}_3) \delta^8(\lambda_1 \tilde{\eta}_1 + \lambda_2 \tilde{\eta}_2 + \lambda_3 \tilde{\eta}_3)}{\langle 12 \rangle \langle 23 \rangle \langle 31 \rangle}, \\
\begin{array}{c} 1 \\ | \\ \circ \\ / \backslash \\ 3 \quad 2 \end{array} &= \mathcal{A}_{3,1}(1, 2, 3) = \frac{\delta^4(\lambda_1 \tilde{\lambda}_1 + \lambda_2 \tilde{\lambda}_2 + \lambda_3 \tilde{\lambda}_3) \delta^4([12] \tilde{\eta}_3 + [23] \tilde{\eta}_1 + [31] \tilde{\eta}_2)}{[12] [23] [31]}.
\end{aligned} \tag{2.1}$$

All scattering amplitudes can be built from BCFW recursion relations [25, 26], which can be depicted as [31]

$$\mathcal{A}_{n,k} = \sum_{\substack{n', n'', k', k'' \\ n' + n'' = n + 2 \\ k' + k'' = k + 1}} \begin{array}{c} \begin{array}{c} n' \quad n' + 1 \\ \vdots \quad \vdots \\ \circ \quad \bullet \\ | \quad | \\ 2 \quad 1 \end{array} \end{array}, \tag{2.2}$$

where the BCFW bridge attached at positions 1 and 2 implements the BCFW shift.⁵ Hence, they can also be encoded in on-shell diagrams. Similarly to the construction via BCFW recursion relations, the on-shell diagram encoding an amplitude is not unique. Equivalent on-shell diagrams can be transformed into each other via the so-called square move and merge/unmerge move, which are depicted in figure 1 and can be applied to any subdiagram of a given on-shell diagram.

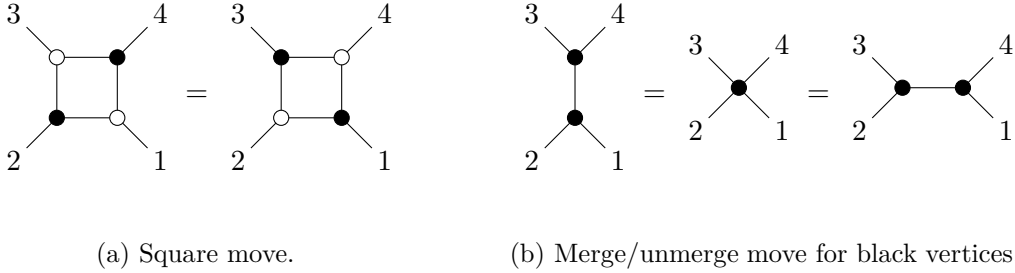


Figure 1: Moves connecting equivalent on-shell diagrams. Similarly to the case for black vertices, the merge/unmerge move also exists for white vertices.

In order to construct form factors via BCFW recursion relations, the minimal form factor is required as an additional building block. Hence, it is also required to extend on-shell graphs to the construction of form factors. We depict the minimal form factor of T

⁵Note that in this work we use the parity flipped version of the BCFW bridge used in [31], i.e. the opposite assignment of the black and white vertices in the BCFW bridge.

as

$$\begin{array}{c} \parallel \\ 2 \quad 1 \end{array} = \mathcal{F}_{2,2}(1,2) = \frac{\delta^4(\lambda_1 \tilde{\lambda}_1 + \lambda_2 \tilde{\lambda}_2 - q) \delta^4(\lambda_1 \tilde{\eta}_1^+ + \lambda_2 \tilde{\eta}_2^+) \delta^4(\lambda_1 \tilde{\eta}_1^- + \lambda_2 \tilde{\eta}_2^- - \gamma^-)}{\langle 12 \rangle \langle 21 \rangle}. \quad (2.3)$$

We can then use the construction of the form factors of T via BCFW recursion relations [5, 7], which we depict as

$$\mathcal{F}_{n,k} = \sum_{\substack{n', n'', k', k'' \\ n' + n'' = n+2 \\ k' + k'' = k+1}} \left(\begin{array}{c} n' \quad n'+1 \\ \vdots \quad \vdots \\ 3 - \text{[Diagram]} - n \\ \text{[Diagram]} \\ 2 \quad 1 \end{array} \right) + \left(\begin{array}{c} n' \quad n'+1 \\ \vdots \quad \vdots \\ 3 - \text{[Diagram]} - n \\ \text{[Diagram]} \\ 2 \quad 1 \end{array} \right). \quad (2.4)$$

Inverse soft limit

The MHV form factors $\mathcal{F}_{n,2}$ can also be constructed from the minimal form factors via the so-called inverse soft limit [51–53] similarly to MHV amplitudes [54]. In total, two types of inverse soft limits exist, which either preserve the MHV degree or increase it by one unit. In terms of on-shell diagrams, the k -preserving inverse soft limit amounts to recursively adding the structure

$$\begin{array}{c} \diagup \quad \diagdown \\ \circ \quad \bullet \quad \circ \\ \diagdown \quad \diagup \end{array} \quad (2.5)$$

to two adjacent legs of the diagram.

For the four-point amplitude $\mathcal{A}_{4,2}$, this construction starts at the three-point amplitude $\mathcal{A}_{3,2}$ and can be depicted as

$$\begin{array}{c} 2 \\ \bullet \\ 1 \quad 3 \end{array} \xrightarrow{\begin{array}{c} \diagup \quad \diagdown \\ \circ \quad \bullet \quad \circ \\ \diagdown \quad \diagup \end{array}} \begin{array}{c} 2 \\ \bullet \\ 1 - \circ - \bullet - 3 \\ \diagup \quad \diagdown \\ \bullet \\ 4 \end{array}. \quad (2.6)$$

Similarly, the three-point form factor $\mathcal{F}_{3,2}$ can be constructed from the minimal form factor $\mathcal{F}_{2,2}$ as⁶

$$\begin{array}{c} \parallel \\ 1 \quad 2 \end{array} \xrightarrow{\begin{array}{c} \diagup \quad \diagdown \\ \circ \quad \bullet \quad \circ \\ \diagdown \quad \diagup \end{array}} \begin{array}{c} \parallel \\ 1 - \circ - \bullet - 2 \\ \diagup \quad \diagdown \\ \bullet \\ 3 \end{array}. \quad (2.7)$$

⁶The result of this construction can easily be seen to agree with the one obtained from the BCFW recursion relation (2.4) with a shift in the legs 3 and 1.

Note that the diagram in (2.7) is not invariant under a cyclical relabelling of the on-shell legs 1, 2 and 3, although the expression it is encoding is. Hence, we have to add an equivalence move for on-shell graphs that involve the minimal form factor, which can also be applied to any subgraph of a given on-shell graph. We call it rotation move and depict it in figure 2. Together with the equivalence moves for amplitudes shown in figure 1, the rotation move guarantees the cyclic invariance of all on-shell diagrams of MHV form factors. This is similar to the situation for scattering amplitudes. By itself, also the on-shell diagram (2.6) for the four-point MHV amplitude is not cyclically invariant. Its cyclic invariance has to be imposed in the form of the square move. However, this suffices to guarantee the cyclic invariance of all other MHV amplitudes when combined with the merge/unmerge move.

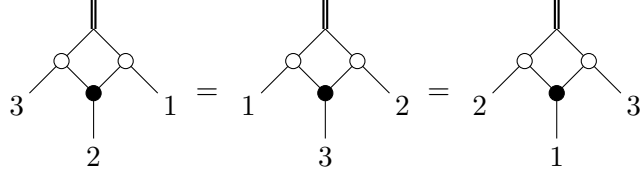


Figure 2: Rotation move for on-shell diagrams involving the minimal form factor. An analogous move exists for the inverse combination of black and white vertices.

Finally, note that we can also construct N^{\max} MHV amplitudes and form factors via the inverse soft limit by adding the k -increasing structure


(2.8)

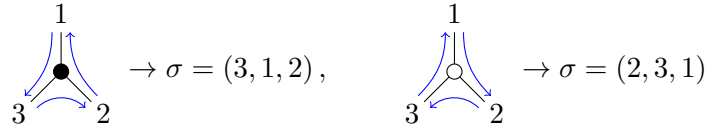
to two adjacent legs of the diagram. The resulting on-shell diagrams are related to those of MHV type by exchanging the black and white vertices.⁷

Permutations

For amplitudes, it is possible to associate a permutation

$$\sigma = \begin{pmatrix} 1 & 2 & 3 & \dots & n \\ \downarrow & \downarrow & \downarrow & \dots & \downarrow \\ \sigma(1) & \sigma(2) & \sigma(3) & \dots & \sigma(n) \end{pmatrix} \equiv (\sigma(1), \sigma(2), \sigma(3), \dots, \sigma(n)) \quad (2.9)$$

to every on-shell graph by starting at some external particle i and turning right at every black vertex and left at every white vertex [31]:


(2.10)

⁷In fact, all N^k MHV scattering amplitudes and form factors of T can be constructed via the inverse soft limit using both (2.5) and (2.8) [54]. In the case of non-extremal k , however, the position and order of adding these structures becomes important.

The on-shell diagrams of the MHV form factors can be systematically constructed via BCFW bridges using essentially the same construction as in the amplitude case. The only difference to the amplitude case, where only one-site amplitude vacua appear, is that the minimal form factor occurs as a vacuum at positions n and $n - 1$. This construction is illustrated in figures 4, 5 and 6.

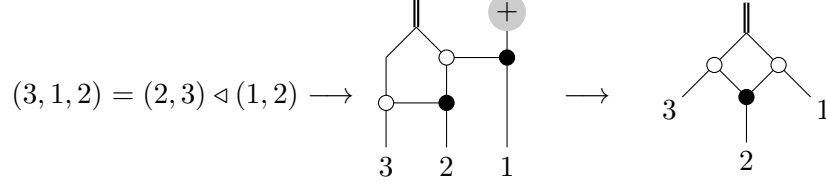


Figure 4: Constructing the on-shell diagram of $\mathcal{F}_{3,2}$ via permutations and BCFW bridges.

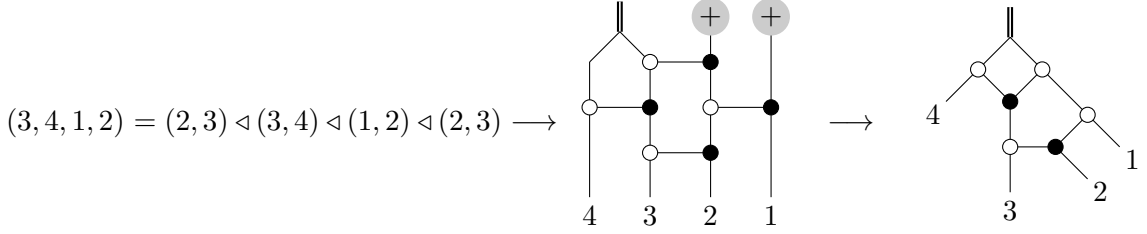


Figure 5: Constructing the on-shell diagram of $\mathcal{F}_{4,2}$ via permutations and BCFW bridges.

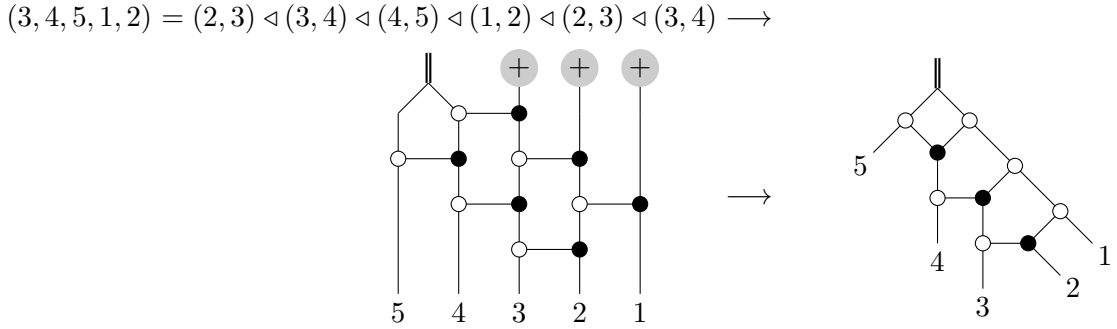


Figure 6: Constructing the on-shell diagram of $\mathcal{F}_{5,2}$ via permutations and BCFW bridges.

2.2 Deformed form factors and R operators

We can now introduce deformations of the form factors and construct these deformed form factors in analogy to the amplitude case [35, 37, 39–42, 55]. For amplitudes, a sequence

of BCFW bridges can be translated into a chain of R operators that acting on a suitable vacuum state produce a deformed version of the amplitude, or rather some BCFW term of it. In this section, we will use the R operators primarily as means to obtain analytic expressions for the form factors, in particular representations in terms of Grassmannian integrals. However, the R-operator formalism is based on the spin-chain picture of integrability and we will use this fact in section 4 to show that form factors are well defined states in the integrable model and posses enhanced symmetry properties. There, we will also give further details concerning the definition and the properties of the R operators and discuss the integrability-preserving deformations.

The R operators [35] can be defined by their action on general functions f of the kinematic data,¹²

$$R_{ij}(u)f(\lambda_i, \tilde{\lambda}_i, \tilde{\eta}_i, \lambda_j, \tilde{\lambda}_j, \tilde{\eta}_j) = \int \frac{d\alpha}{\alpha^{1+u}} f(\lambda_i - \alpha\lambda_j, \tilde{\lambda}_i, \tilde{\eta}_i, \lambda_j, \tilde{\lambda}_j + \alpha\tilde{\lambda}_i, \tilde{\eta}_j + \alpha\tilde{\eta}_j). \quad (2.14)$$

Here, the parameter u will eventually correspond to a (integrability-preserving) deformation of the physical form factor. Moreover, the vacua that occurred in the previous discussion are given by

$$\begin{array}{c} \oplus \\ | \\ i \end{array} = \delta_i^+ = \delta^2(\lambda_i), \quad \begin{array}{c} \ominus \\ | \\ i \end{array} = \delta_i^- = \delta^2(\tilde{\lambda}_i)\delta^4(\tilde{\eta}_i). \quad (2.15)$$

There are two types of them, reflecting the different possible MHV degrees of the final expression.

Let us consider the three-particle MHV amplitude $\mathcal{A}_{3,2}$ in figure 3 as example. The sequence of transpositions $(2, 3) \triangleleft (1, 2)$ translates into

$$R_{23}(u_{32})R_{12}(u_{31})\delta_1^+\delta_2^-\delta_3^- = \frac{\delta^4(\sum_{i=1}^3 \lambda_i \tilde{\lambda}_i)\delta^4(\sum_{i=1}^3 \lambda_i \tilde{\eta}_i^+)\delta^4(\sum_{i=1}^3 \lambda_i \tilde{\eta}_i^-)}{\langle 12 \rangle^{1-u_{23}} \langle 23 \rangle^{1-u_{31}} \langle 31 \rangle^{1-u_{12}}}, \quad (2.16)$$

where u_i are parameters associated to deformations of the local central charges (see section 4) and

$$u_{ij} = u_i - u_j. \quad (2.17)$$

The undeformed three-particle MHV amplitude $\mathcal{A}_{3,2}$ is recovered in the limit $u_i \rightarrow 0$.

The previous discussion suggests that we can use essentially the same construction for the three-particle MHV form factor; the only diagrammatic difference is the substitution of the minimal form factor for the vacua at sites 2 and 3, cf. figure 4. Using the minimal form factor (2.3), which we label by the two sites it occupies, we find that the same chain of R operators produces a deformed version of the three-point MHV form factor:¹³

$$R_{23}(u_{32})R_{12}(u_{31})\delta_1^+ \mathcal{F}_{2,2}(2, 3) = \frac{\delta^4(\sum_{i=1}^3 \lambda_i \tilde{\lambda}_i - q)\delta^4(\sum_{i=1}^3 \lambda_i \tilde{\eta}_i^+)\delta^4(\sum_{i=1}^3 \lambda_i \tilde{\eta}_i^- - \gamma^-)}{\langle 12 \rangle^{1-u_{23}} \langle 23 \rangle^{1-u_{31}} \langle 31 \rangle^{1-u_{12}}}. \quad (2.18)$$

In the limit of vanishing deformation parameters, this reduces to (1.4) with $n = 3$.

¹²Note that we extend the usual definition to harmonic superspace.

¹³Here and in what follows, we will ignore phases that also appear in the amplitude case.

Since all n -point MHV form factors can be obtained by iterated inverse soft limits, this construction generalises to all n , in particular to the further examples shown in figures 5 and 6. The result is

$$\mathcal{F}_{n,2}(1, \dots, n) = \frac{\delta^4(\sum_{i=1}^n \lambda_i \tilde{\lambda}_i - q) \delta^4(\sum_{i=1}^n \lambda_i \tilde{\eta}_i^+) \delta^4(\sum_{i=1}^n \lambda_i \tilde{\eta}_i^- - \gamma^-)}{\prod_{i=1}^n \langle i \ i+1 \rangle^{1-u_{i+1} \ i+2}}, \quad (2.19)$$

which reduces to (1.4) in the limit of vanishing deformation parameters.

Instead of performing the construction of (2.19) via R operators explicitly, we will now use the R operators to obtain a Graßmannian integral representation that is valid for all n and evaluates to (2.19).

2.3 A (deformed) Graßmannian integral representation for the MHV form factor

The minimal form factor (2.3) can be rewritten in a form that closely resembles the vacua (2.15) used in the construction via R operators:

$$\mathcal{F}_{2,2}(1, 2) = \delta^2(\tilde{\lambda}_1) \delta^4(\tilde{\eta}_1) \delta^2(\tilde{\lambda}_2) \delta^4(\tilde{\eta}_2) \equiv \delta_{12}^{\mathcal{F}}. \quad (2.20)$$

Here, we have absorbed the off-shell (super) momentum of the operator into modified kinematic variables for the on-shell states,

$$\begin{aligned} \tilde{\lambda}_1 &= \tilde{\lambda}_1 - \frac{\langle 2|q}{\langle 21 \rangle}, & \tilde{\eta}_1^- &= \tilde{\eta}_1^- - \frac{\langle 2|\gamma^-}{\langle 21 \rangle}, & \tilde{\eta}_1^+ &= \tilde{\eta}_1^+, \\ \tilde{\lambda}_2 &= \tilde{\lambda}_2 - \frac{\langle 1|q}{\langle 12 \rangle}, & \tilde{\eta}_2^- &= \tilde{\eta}_2^- - \frac{\langle 1|\gamma^-}{\langle 12 \rangle}, & \tilde{\eta}_2^+ &= \tilde{\eta}_2^+. \end{aligned} \quad (2.21)$$

Note that this expression looks exactly like $\delta_1^- \delta_2^-$, though with twisted kinematics $\tilde{\lambda}$ and $\tilde{\eta}$ that contain the information about the off-shell (super) momentum insertion.

Using this form of the minimal form factor, we can apply the same sequence of R operators as in (2.18) to obtain, before integration,

$$\begin{aligned} \mathcal{F}_{3,2}(1, 2, 3) &= R_{23}(u_{32}) R_{12}(u_{31}) \delta_1^+ \delta_{23}^{\mathcal{F}} \\ &= \int \frac{d\alpha_2}{\alpha_2^{1+u_{32}}} \int \frac{d\alpha_1}{\alpha_1^{1+u_{31}}} \delta^4(C(\alpha_1, \alpha_2) \cdot \tilde{\lambda}) \delta^8(C(\alpha_1, \alpha_2) \cdot \tilde{\eta}) \delta^2(C^\perp(\alpha_1, \alpha_2) \cdot \lambda), \end{aligned} \quad (2.22)$$

where the super spinor helicity variables 2 and 3 are twisted as in (2.20) while 1 is untwisted. The matrices C and C^\perp are orthogonal to each other, i.e. $C(C^\perp)^T = 0$, and given by

$$C(\alpha_1, \alpha_2) = \begin{pmatrix} \alpha_1 & 1 & 0 \\ 0 & \alpha_2 & 1 \end{pmatrix}, \quad C^\perp(\alpha_1, \alpha_2) = \begin{pmatrix} 1 & -\alpha_1 & \alpha_1 \alpha_2 \end{pmatrix}. \quad (2.23)$$

Their products with the external super spinor helicity variables are defined as

$$(C \cdot \tilde{\lambda})_I^{\dot{\alpha}} = \sum_{i=1}^3 C_{Ii} \tilde{\lambda}_i^{\dot{\alpha}}, \quad (C \cdot \tilde{\eta})_I^A = \sum_{i=1}^3 C_{Ii} \tilde{\eta}_i^A, \quad (C^\perp \cdot \lambda)_J^\alpha = \sum_{i=1}^3 C_{Ji}^\perp \lambda_i^\alpha, \quad (2.24)$$

where $I = 1, \dots, k$ and $J = 1, \dots, n - k$. We can also write (2.22) in a $GL(2)$ invariant way, as an integral over the Graßmannian $G(2, 3)$:

$$\mathcal{F}_{3,2}(1, 2, 3) = \int \frac{d^{2 \times 3} C}{(12)^{1-u_{23}} (23)^{1-u_{31}} (31)^{1-u_{12}}} \delta^4(C \cdot \tilde{\Delta}) \delta^8(C \cdot \tilde{\eta}) \delta^2(C^\perp \cdot \lambda), \quad (2.25)$$

where (ij) denotes the minor of C that is built from the columns i and j . This is precisely the (deformed) Graßmannian integral for the three-point MHV amplitude [41, 42] with the twisted kinematics accounting for the operator insertion.

We can generalise the above derivation to an arbitrary number of external on-shell fields:

$$\mathcal{F}_{n,2}(1, \dots, n) = \int \frac{d^{2 \times n} C}{\prod_{i=1}^n (i \ i+1)^{1-u_{i+1 \ i+2}}} \delta^4(C \cdot \tilde{\Delta}) \delta^8(C \cdot \tilde{\eta}) \delta^{2n-4}(C^\perp \cdot \lambda). \quad (2.26)$$

Here, the shifted kinematic variables can actually be at any two positions. One can easily check that the sequence of R operators necessary to derive this expression does not contain BCFW shifts that would spoil this simple dependence on the modified kinematics $\tilde{\Delta}, \tilde{\eta}$. It is also trivial to check that this integral representation gives the correct result upon localising the integration on the support of the delta functions: we simply take the (deformed) Parke-Taylor formula and replace the kinematic variables, $\tilde{\lambda} \rightarrow \tilde{\Delta}, \tilde{\eta} \rightarrow \tilde{\eta}$. Since the λ 's are not modified, the Park-Taylor prefactor is unaffected by this replacement, and the only effects are shifts in the (super) momentum conserving delta functions, $P \rightarrow P - q$ and $Q^- \rightarrow Q^- - \gamma^-$. This follows from the identity

$$\lambda_i^\alpha \left(\tilde{\lambda}_i^{\dot{\alpha}} - \frac{\langle j | q^{\dot{\alpha}}}{\langle ji \rangle} \right) + \lambda_j^\alpha \left(\tilde{\lambda}_j^{\dot{\alpha}} - \frac{\langle i | q^{\dot{\alpha}}}{\langle ij \rangle} \right) = \lambda_i^\alpha \tilde{\lambda}_i^{\dot{\alpha}} + \lambda_j^\alpha \tilde{\lambda}_j^{\dot{\alpha}} - \underbrace{\frac{\varepsilon_{\gamma\beta} (\lambda_i^\alpha \lambda_j^\gamma - \lambda_j^\alpha \lambda_i^\gamma)}{\langle ji \rangle}}_{=\delta_\beta^\alpha} q^{\beta\dot{\alpha}}, \quad (2.27)$$

and a similar identity for the $\tilde{\eta}$'s. The above argument shows that (2.26) correctly reproduces (2.19) and in particular the undeformed result (1.4).

3 Beyond MHV

In the previous section, we have considered the simplest form factors, namely the MHV form factors, to introduce many important concepts. In this section, we will see that these concepts continue to apply beyond MHV, although with some modifications. In particular, we will conjecture a Graßmannian integral representation for all form factors, both in spinor helicity as well as in twistor and momentum twistor form, and provide several non-trivial checks.

3.1 On-shell diagrams and R operators

Since all form factors can be constructed via BCFW recursion relations as shown in (2.4), we can also directly associate on-shell diagrams to each BCFW term — completely independent of the MHV degree k . One main difference between $k = 2$ and $k > 2$ is that all MHV form factors can be constructed via the inverse soft limit without regard to the order and

insertion positions, which directly gives the on-shell diagram. For $k > 2$, the result of the BCFW construction, and hence the correct on-shell diagram, is less obvious. A second main difference between $k = 2$ and $k > 2$ is that, both for amplitudes as well as for form factors, there are several BCFW terms and hence on-shell diagrams which have to be summed to obtain the complete expression. However, for amplitudes, they can be combined into a single top-cell diagram, which corresponds to a top-dimensional integral over the Grassmannian and yields all required BCFW terms when taking suitable residues. We will find in section 3.2 that we can define such top-dimensional integrals also for form factors. However, we will see below that a sum of several top-cell diagrams will be required.

Likewise, it is always possible to construct a given on-shell graph by acting with a chain of BCFW bridges on suitable vacua. Translating these BCFW bridges to R operators, we can build deformed BCFW terms and top-cell diagrams for form factors as in section 2.2. Hence, in order to construct Grassmannian integrals and R operator representations, the first important step is to identify the corresponding top-cell diagrams. Let us look at several examples first.

$N^{\max}\text{MHV}$

A special class of form factors beyond $k = 2$ is given by $N^{\max}\text{MHV}$, which has $k = n$. For amplitudes, the corresponding case is $\overline{\text{MHV}}$, which has $k = n - 2$. Similarly to $\overline{\text{MHV}}$ amplitudes, $N^{\max}\text{MHV}$ form factors can be constructed via the inverse soft limit without regard to the order and insertion points. Hence, the on-shell graph is immediate. The permutation associated to these on-shell diagrams is

$$N^{\max}\text{MHV} : \quad \sigma = (n - 1, n, 1, 2, \dots, n - 2). \quad (3.1)$$

In the construction via R operators, we now have $n - 2$ conjugate amplitude vacua δ_i^- on the right of the minimal form factor instead of $n - 2$ amplitude vacua δ_i^+ on its left. In the simplest case of $n = k = 3$, this is depicted in figure 7.

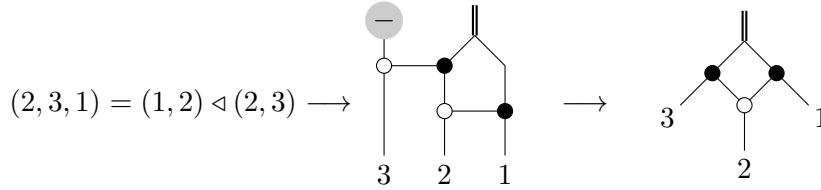


Figure 7: Constructing the on-shell diagram of $\mathcal{F}_{3,3}$ via permutations and BCFW bridges.

NMHV

The first case that is truly beyond MHV is $k = 3$ for $n \geq 4$. For the case of $n = 4$, the BCFW sums for all adjacent shifts are shown in figure 8. They have been generated using (2.4). Applying the moves in figures 1 and 2, it is easy to see that

$$A_i = D_{(i+2) \bmod 4}, \quad B_i = C_{(i+2) \bmod 4}. \quad (3.2)$$

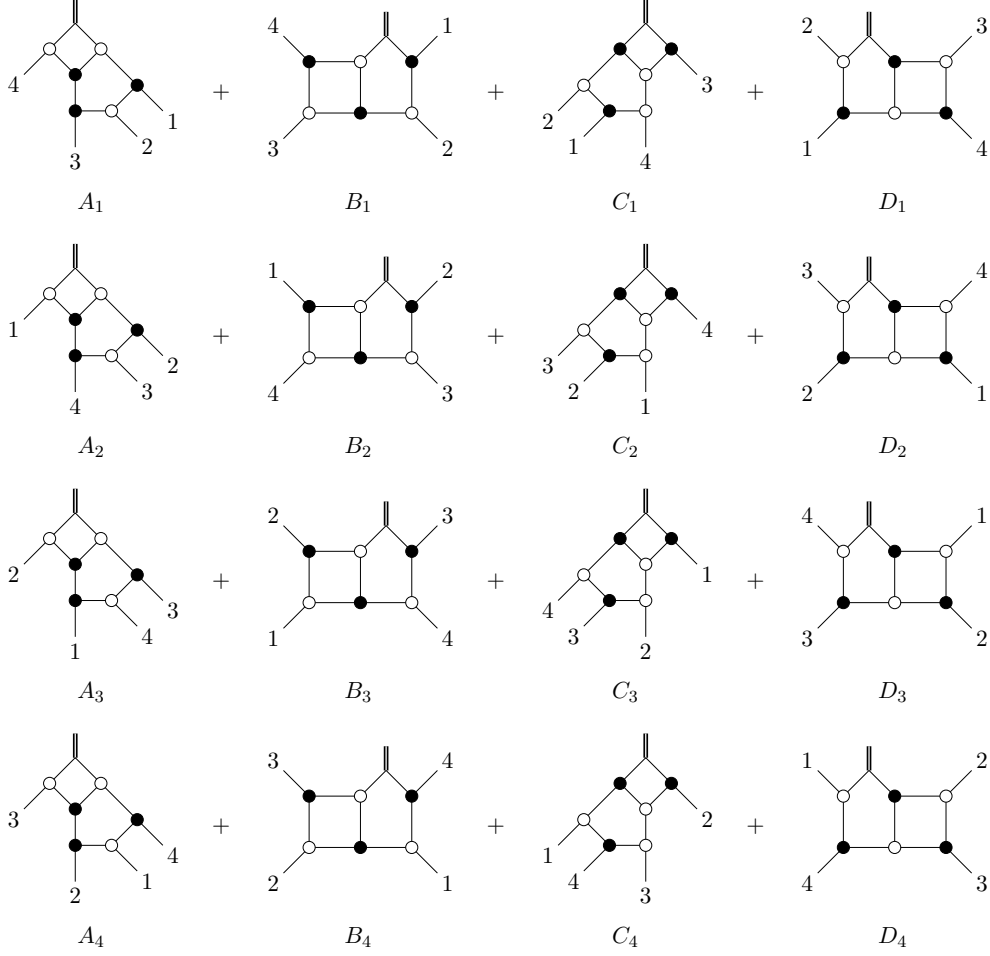


Figure 8: BCFW terms of $\mathcal{F}_{4,3}$ for all adjacent shift. The i^{th} line stems from a shift in i and $i + 1$.

These BCFW terms can be obtained as residues from the sum of two different top-cell diagrams. The first of these is shown in figure 9 together with its permutation and construction via R operators; the second one can be obtained from it by a cyclic shift of the external on-shell legs by two. Concretely, all vertical edges in the top-cell diagram in figure 9 are removable. Deleting them, we obtain from left to right C_2 , A_1 , C_3 and A_2 .

Several remarks are in order. First, we do require more than one top-cell diagram to generate all BCFW terms. Second, the top-cell diagram is not cyclically invariant, and neither is the corresponding permutation. Instead, we (in principle) have to explicitly consider all cyclic permutations of the top-cell diagram and the corresponding permutation. Third, the permutation is not decomposed into a minimal number of transpositions.

It is possible to construct other cases with higher n, k in an analogous way.

N^k MHV and a relation to amplitude on-shell diagrams

We conclude this subsection with a general observation relating the on-shell diagrams of form factors with those of amplitudes. In particular, this will lead to (a conjecture for) the

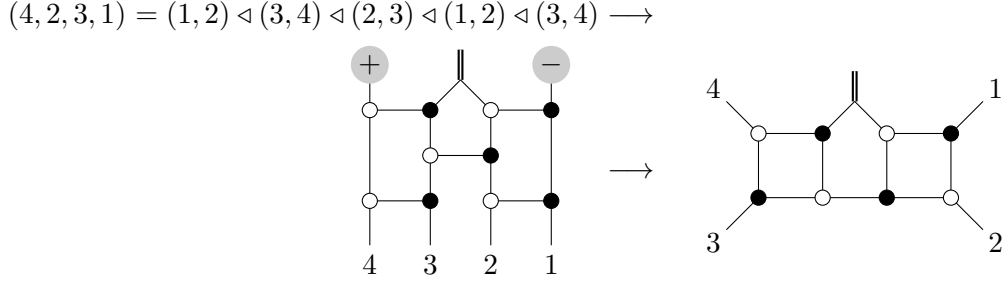


Figure 9: Constructing the top-cell diagram of $\mathcal{F}_{4,3}$ via permutations and BCFW bridges. Note that the decomposition of the permutation that produces the correct on-shell diagram is not minimal in the amplitude sense.

form factor top-cell diagrams at general n, k .

We note that the n -point form factor shares interesting features with the $(n+2)$ -point amplitude. To begin with, the MHV degree k ranges from 2 to n in both cases. Moreover, $n+2$ is the expected number of kinematic dependencies if we consider that the off-shell (super) momentum of the operator can be parametrised by two on-shell (super) momenta.

Finally, we have found that we can obtain the top-cell diagrams of $\mathcal{F}_{n,k}$ from the top-cell diagram of $\mathcal{A}_{n+2,k}$ by applying moves until a box appears and replacing this box with the minimal form factor. Graphically, this relation reads

$$(3.3)$$

where we have replaced the box at the legs $n+1$ and $n+2$ for the sake of concreteness. This relation is valid for all form factors presented in this paper.

At the level of the BCFW terms, a respective relation can be seen to be true by considering the BCFW recursion relations (2.2) and (2.4). Note that for $n=2$ the amplitude on-shell diagram is nothing but a box and entirely replaced by the minimal form factor. Constructing the amplitude $\mathcal{A}_{n+2,k}$ recursively via (2.2), we find that boxes can only occur at the boundary of the on-shell diagram. Then constructing $\mathcal{F}_{n,k}$ recursively via (2.4), we find that each term in (2.4) can be obtained by replacing one of the boxes in a term of the construction of $\mathcal{A}_{n+2,k}$ by the minimal form factor. It would be interesting to prove this relation also at the level of the top-cell diagram(s).

Using the relation (3.3) between $\mathcal{F}_{n,k}$ and $\mathcal{A}_{n+2,k}$, we can also relate the corresponding permutations. By replacing the box by the minimal form factor, we can hide the corresponding legs of the amplitude in the composite operator. At the level of permutations,

this connects the preimage of the hidden leg to its image. For $\mathcal{A}_{n+2,k}$, the permutation corresponding to the top-cell diagram reads

$$\mathcal{A}_{n+2,k} : \quad \sigma = (k+1, \dots, n, n+1, n+2, 1, 2, \dots, k). \quad (3.4)$$

If we hide the legs $n+1$ and $n+2$, we obtain

$$\mathcal{F}_{n,k} : \quad \sigma = (k+1, \dots, n, k-1, k, 1, 2, \dots, k-2). \quad (3.5)$$

Moreover, the top-cell diagram with the minimal form factor replaced by the open legs $n+1$ and $n+2$ is characterised by

$$\mathcal{F}_{n,k} \text{ without } \mathcal{F}_{2,2} : \quad \tilde{\sigma} = (k+1, \dots, n, n+2, n+1, 1, 2, \dots, k, k-1). \quad (3.6)$$

The permutation $\tilde{\sigma}$ allows us to directly generate this on-shell diagram e.g. using the `Mathematica` package `positroid.m` [56].

Let us conclude with a comment about the role of the permutation for form factors. As for scattering amplitudes, it is invariant under all equivalence moves. In contrast to the case for tree-level scattering amplitudes, the permutation σ for the complete form factor on-shell diagram requires a decomposition into more than the minimal number of transpositions to construct the corresponding on-shell diagram via BCFW bridges as shown above.¹⁴ However, the modified permutation $\tilde{\sigma}$ can be directly used to obtain the on-shell diagram with the minimal form factor replaced by the open legs $n+1$ and $n+2$. This is similar to the situation for one-loop amplitudes, whose on-shell diagrams are also best not constructed from their permutations but from the permutations of the corresponding higher point amplitudes before taking the forward limit. It would be interesting to fully classify the equivalence classes of form factor on-shell diagrams and find appropriate combinatorial labels for them.

3.2 Graßmannian integrals for higher MHV degree

Having identified (a conjecture for) the general top-cell diagram, let us now turn to the Graßmannian integral representation for form factors.

General considerations on the Graßmannian

The fundamental idea behind Graßmannian integral representations of scattering amplitudes [31–33] is to express momentum conservation in a geometric way.¹⁵ Regarding the external kinematic data as a pair of two-planes λ and $\tilde{\lambda}$ in n -dimensional space, momentum conservation is expressed as the orthogonality of these planes:

$$\lambda \cdot \tilde{\lambda} \equiv \sum_{i=1}^n \lambda_i \tilde{\lambda}_i = 0. \quad (3.7)$$

¹⁴It would be interesting to see whether the decomposition is minimal when adding further conditions such as considering 1 and n to be non-adjacent for the purpose of the decomposition.

¹⁵Here, we focus on momentum for brevity. The same arguments apply to super momentum by replacing $\tilde{\lambda}$ with $\tilde{\eta}$.

The Graßmannian representation linearises this constraint by introducing an auxiliary hyperplane $C \in G(k, n)$ such that

$$(C \cdot \tilde{\lambda})_I^\alpha = \sum_{i=1}^n C_{Ii} \tilde{\lambda}_i^\alpha = 0 \quad \text{and} \quad (C^\perp \cdot \lambda)_J^\alpha = \sum_{i=1}^n C_{Ji}^\perp \lambda_i^\alpha = 0 \quad \implies \quad \lambda \cdot \tilde{\lambda} = 0, \quad (3.8)$$

where C^\perp is the orthogonal complement of C fulfilling $C(C^\perp)^T = 0$ and $I = 1, \dots, k$, $J = 1, \dots, n - k$. The Graßmannian integral for scattering amplitudes integrates a holomorphic form on $G(k, n)$ on the support of these constraints.

As discussed in section 2.3, we can similarly geometrize momentum conservation for form factors. Setting

$$\tilde{\Delta}_k = \tilde{\lambda}_k, \quad k = 1, \dots, n, \quad k \neq i, j, \quad \tilde{\Delta}_i = \tilde{\lambda}_i - \frac{\langle j|q}{\langle ji \rangle}, \quad \tilde{\Delta}_j = \tilde{\lambda}_j - \frac{\langle i|q}{\langle ij \rangle} \quad (3.9)$$

for arbitrary i and j , we can express momentum conservation as $\lambda \cdot \tilde{\Delta} = 0$; cf. (2.27). We also saw that in the MHV case a naive way of introducing an auxiliary Graßmannian works. One can simply use the same Graßmannian and the same form as one would use for the MHV amplitude with the same number of legs. It is clear, however, that this way of linearising the geometrical constraint cannot work beyond MHV. For instance, the MHV degree k ranges up to n for form factors, while for amplitudes it only ranges up to $n - 2$. Since $G(n, n)$ is just a point, a larger Graßmannian is necessary for N^{max} MHV, but in fact already starting from NMHV.

The different range of MHV degrees already suggests that the correct Graßmannian is $G(k, n + 2)$; this also fits nicely with the observation (3.3) as well as with the general fact that an off-shell momentum can be parametrised by two on-shell ones. Indeed, instead of (3.9), we can define new kinematic variables as a pair of two-planes in an $(n + 2)$ -dimensional space as

$$\begin{aligned} \underline{\lambda}_i &= \lambda_i, \quad i = 1, \dots, n, \quad \underline{\lambda}_{n+1} = \xi_A, \quad \underline{\lambda}_{n+2} = \xi_B, \\ \tilde{\underline{\lambda}}_i &= \tilde{\lambda}_i, \quad i = 1, \dots, n, \quad \tilde{\underline{\lambda}}_{n+1} = -\frac{\langle \xi_B | q}{\langle \xi_B \xi_A \rangle}, \quad \tilde{\underline{\lambda}}_{n+2} = -\frac{\langle \xi_A | q}{\langle \xi_A \xi_B \rangle}, \end{aligned} \quad (3.10)$$

where ξ_A and ξ_B are arbitrary non-collinear reference spinors. Momentum conservation is then expressed as $\underline{\lambda} \cdot \tilde{\underline{\lambda}} = 0$. As shown in (2.27), the two additional on-shell momenta indeed encode the off-shell momentum: $\underline{\lambda}_{n+1} \tilde{\underline{\lambda}}_{n+1} + \underline{\lambda}_{n+2} \tilde{\underline{\lambda}}_{n+2} = -q$. Analogously, we can define fermionic variables

$$\begin{aligned} \tilde{\underline{\eta}}_i^+ &= \tilde{\eta}_i^+, \quad i = 1, \dots, n, \quad \tilde{\underline{\eta}}_{n+1}^+ = 0, \quad \tilde{\underline{\eta}}_{n+2}^+ = 0, \\ \tilde{\underline{\eta}}_i^- &= \tilde{\eta}_i^-, \quad i = 1, \dots, n, \quad \tilde{\underline{\eta}}_{n+1}^- = -\frac{\langle \xi_B | \gamma^-}{\langle \xi_B \xi_A \rangle}, \quad \tilde{\underline{\eta}}_{n+2}^- = -\frac{\langle \xi_A | \gamma^-}{\langle \xi_A \xi_B \rangle}, \end{aligned} \quad (3.11)$$

which encode the off-shell super momentum as $\underline{\lambda}_{n+1} \tilde{\underline{\eta}}_{n+1}^- + \underline{\lambda}_{n+2} \tilde{\underline{\eta}}_{n+2}^- = -\gamma^-$. Super-momentum conservation can then be written as $\underline{\lambda} \cdot \tilde{\underline{\eta}} = 0$.

We can now linearise the constraint imposed by (super) momentum conservation by requiring $C' \cdot \underline{\lambda} = 0$, $C' \cdot \tilde{\underline{\eta}} = 0$ and $C'^\perp \cdot \underline{\lambda} = 0$ with $C' \in G(k, n + 2)$.

From on-shell graphs to Graßmannian integrals

To show that form factors can be written as integrals over the Graßmannian $G(k, n+2)$, we break the corresponding diagram into two pieces: the minimal form factor (2.20) and a purely on-shell piece with $n+2$ legs for which a Graßmannian integral representation is known. We then glue these two pieces together, i.e. we perform the on-shell phase space integration. We start by discussing this procedure in a general form that can be applied to any diagram; then, we will look at some low-point examples to see how the explicit form for top-cell diagrams looks like.

The on-shell piece that will be glued with the minimal form factor can be written as [31]

$$I = \int \frac{d\alpha_1}{\alpha_1} \dots \frac{d\alpha_m}{\alpha_m} \delta^{k \times 2}(C \cdot \tilde{\lambda}) \delta^{k \times 4}(C \cdot \tilde{\eta}) \delta^{(n+2-k) \times 2}(C^\perp \cdot \lambda), \quad (3.12)$$

where the matrix C depends on the α_i 's, $C = C(\alpha_i) \in G(k, n+2)$ and m is the dimension of the corresponding cell in the Graßmannian. Gluing the minimal form factor to the legs $n+1$ and $n+2$ corresponds to calculating

$$\int \prod_{i=n+1}^{n+2} \left(\frac{d^2 \lambda_i d^2 \tilde{\lambda}_i}{\text{Vol}[GL(1)]} d^4 \tilde{\eta}_i \right) \delta_{n+1 \ n+2}^{\mathcal{F}} \Big|_{\lambda \rightarrow -\lambda} I(1, \dots, n+2), \quad (3.13)$$

where $\delta^{\mathcal{F}}$ was defined in (2.20) and the signs of the corresponding λ 's are inverted since the two particles are ingoing with respect to $\delta^{\mathcal{F}}$. We can perform the $\tilde{\lambda}$ and $\tilde{\eta}$ integration using the delta functions of the minimal form factor (2.20); this replaces

$$\begin{aligned} \tilde{\lambda}_{n+1} &\rightarrow -\frac{\langle n+2|q}{\langle n+2 \ n+1 \rangle}, \quad \tilde{\eta}_{n+1}^- \rightarrow -\frac{\langle n+2|\gamma^-}{\langle n+2 \ n+1 \rangle}, \quad \tilde{\eta}_{n+1}^+ \rightarrow 0, \\ \tilde{\lambda}_{n+2} &\rightarrow -\frac{\langle n+1|q}{\langle n+1 \ n+2 \rangle}, \quad \tilde{\eta}_{n+2}^- \rightarrow -\frac{\langle n+1|\gamma^-}{\langle n+1 \ n+2 \rangle}, \quad \tilde{\eta}_{n+2}^+ \rightarrow 0. \end{aligned} \quad (3.14)$$

To remove the $GL(1)^2$ redundancy in the remaining λ integrations, we parametrise

$$\lambda_{n+1} = \xi_A - \beta_1 \xi_B, \quad \lambda_{n+2} = \xi_B - \beta_2 \xi_A, \quad (3.15)$$

where ξ_A and ξ_B are two arbitrary but linearly independent reference spinors, which will be identified with the ones in (3.10). With this, $\langle n+1 \ n+2 \rangle = (\beta_1 \beta_2 - 1) \langle \xi_B \xi_A \rangle$ and the replacement (3.14) becomes

$$\begin{aligned} \tilde{\lambda}_{n+1} &\rightarrow \frac{1}{\beta_1 \beta_2 - 1} \frac{\langle \xi_B | q}{\langle \xi_B \xi_A \rangle} + \frac{\beta_2}{\beta_1 \beta_2 - 1} \frac{\langle \xi_A | q}{\langle \xi_A \xi_B \rangle}, \\ \tilde{\eta}_{n+1}^- &\rightarrow \frac{1}{\beta_1 \beta_2 - 1} \frac{\langle \xi_B | \gamma^-}{\langle \xi_B \xi_A \rangle} + \frac{\beta_2}{\beta_1 \beta_2 - 1} \frac{\langle \xi_A | \gamma^-}{\langle \xi_A \xi_B \rangle}, \\ \tilde{\lambda}_{n+2} &\rightarrow \frac{1}{\beta_1 \beta_2 - 1} \frac{\langle \xi_A | q}{\langle \xi_A \xi_B \rangle} + \frac{\beta_1}{\beta_1 \beta_2 - 1} \frac{\langle \xi_B | q}{\langle \xi_B \xi_A \rangle}, \\ \tilde{\eta}_{n+2}^- &\rightarrow \frac{1}{\beta_1 \beta_2 - 1} \frac{\langle \xi_A | \gamma^-}{\langle \xi_A \xi_B \rangle} + \frac{\beta_1}{\beta_1 \beta_2 - 1} \frac{\langle \xi_B | \gamma^-}{\langle \xi_B \xi_A \rangle}. \end{aligned} \quad (3.16)$$

At the same time, the measure transforms to

$$\int \frac{d^2\lambda_{n+1}}{\text{Vol}[GL(1)]} \frac{d^2\lambda_{n+2}}{\text{Vol}[GL(1)]} = \langle \xi_A \xi_B \rangle \langle \xi_B \xi_A \rangle \int d\beta_1 d\beta_2. \quad (3.17)$$

Applying the substitutions in (3.16), we can write (3.13) as

$$I_{\mathcal{F}} = \langle \xi_A \xi_B \rangle \langle \xi_B \xi_A \rangle \int \frac{d\alpha_1}{\alpha_1} \dots \frac{d\alpha_m}{\alpha_m} \frac{d\beta_1 d\beta_2}{(1 - \beta_1 \beta_2)^2} \\ \times \delta^{k \times 2}(C'(\alpha_i, \beta_i) \cdot \underline{\tilde{\lambda}}) \delta^{k \times 4}(C'(\alpha_i, \beta_i) \cdot \underline{\tilde{\eta}}) \delta^{(n+2-k) \times 2}(C'^{\perp}(\alpha_i, \beta_i) \cdot \underline{\lambda}), \quad (3.18)$$

where we recombined the columns of the matrix C such that they form the coefficients of the kinematic data $\underline{\tilde{\lambda}}$, $\underline{\tilde{\eta}}$ defined in (3.10) and (3.11). This new matrix $C' = (C'_1 \dots C'_{n+2})$ depends both on the α_i 's as well as the β_i 's. Its first n columns coincide with those of C and the last two columns are given respectively by

$$C'_{n+1} = \frac{1}{1 - \beta_1 \beta_2} C_{n+1} + \frac{\beta_1}{1 - \beta_1 \beta_2} C_{n+2}, \quad C'_{n+2} = \frac{1}{1 - \beta_1 \beta_2} C_{n+2} + \frac{\beta_2}{1 - \beta_1 \beta_2} C_{n+1}. \quad (3.19)$$

Hence, also the first n columns of C'^{\perp} coincide with those of C^{\perp} and the last two columns are

$$C'_{n+1}{}^{\perp} = C_{n+1}{}^{\perp} - \beta_2 C_{n+2}{}^{\perp}, \quad C'_{n+2}{}^{\perp} = C_{n+2}{}^{\perp} - \beta_1 C_{n+1}{}^{\perp}. \quad (3.20)$$

The factor of $(1 - \beta_1 \beta_2)^2$ in (3.18) is a Jacobian from reorganising the $C^{\perp} \cdot \lambda$ delta functions, which we can write as

$$\delta^{(n+2-k) \times 2}(C^{\perp} \cdot \lambda) = \prod_{K=1}^k \int d^2 \rho_K \delta^{(n+2) \times 2}(\lambda_i - \rho_L C_{Li}), \quad (3.21)$$

where ρ_K^{α} with $K = 1, \dots, k$ is a set of auxiliary variables. For the delta functions corresponding to the columns $n+1$ and $n+2$, we have

$$\delta^2(\lambda_{n+1} - \rho_L C_{L \ n+1}) \delta^2(\lambda_{n+2} - \rho_L C_{L \ n+2}) \\ \rightarrow \delta^2(\underline{\lambda}_{n+1} - \rho_L C'_{L \ n+1} - \beta_1(\underline{\lambda}_{n+2} - \rho_L C'_{L \ n+2})) \\ \delta^2(\underline{\lambda}_{n+2} - \rho_L C'_{L \ n+2} - \beta_2(\underline{\lambda}_{n+1} - \rho_L C'_{L \ n+1})) \\ = \frac{1}{(1 - \beta_1 \beta_2)^2} \delta^2(\underline{\lambda}_{n+1} - \rho_L C'_{L \ n+1}) \delta^2(\underline{\lambda}_{n+2} - \rho_L C'_{L \ n+2}). \quad (3.22)$$

The above shows that diagrams contributing to the form factor can be expressed naturally as some Graßmannian integrals. Of course, it remains to find some general expression for the form that is to be integrated over the support of the delta functions. For this we will look at some concrete examples first; although the gluing procedure works for any on-shell diagram, we will from now on focus on top-cell diagrams based on the conjectured relation with the amplitude diagrams in section 3.1.

MHV revisited

In this section, we will show that the general procedure outlined in the last section reduces to the results from section 2 for MHV degree $k = 2$. This will also give us a first idea of how the form of the $G(k, n+2)$ Graßmannian integral looks like in the general case.

Consider the C' matrix in the standard gauge fixing,

$$C' = \begin{pmatrix} 1 & 0 & c'_{13} & \cdots & c'_{1n+2} \\ 0 & 1 & c'_{23} & \cdots & c'_{2n+2} \end{pmatrix}, \quad (3.23)$$

and kinematic data $\underline{\lambda}, \tilde{\underline{\lambda}}, \tilde{\underline{\eta}}$ with the off-shell information encoded at positions $n+1$ and $n+2$. Compared to the $G(2, n)$ integral given in (2.26), we have four additional integrations as well as four additional bosonic delta functions $\delta(C'^{\perp} \cdot \underline{\lambda})$ involving the $(n+1)^{\text{th}}$ and $(n+2)^{\text{th}}$ rows of C' . If we choose the reference spinors ξ_A, ξ_B such that $\xi_A \equiv \underline{\lambda}_{n+1} = \lambda_2$ and $\xi_B \equiv \underline{\lambda}_{n+2} = \lambda_1$, these four additional delta functions impose

$$-c'_{1n+1} \lambda_1^\alpha - c'_{2n+1} \lambda_2^\alpha + \lambda_2^\alpha = 0, \quad -c'_{1n+2} \lambda_1^\alpha - c'_{2n+2} \lambda_2^\alpha + \lambda_1^\alpha = 0. \quad (3.24)$$

Upon integrating out these delta functions, we obtain a Jacobian $\langle 12 \rangle^{-2}$ which cancels the prefactor in the general expression (3.18), and the C' matrix is set to

$$C' = \begin{pmatrix} 1 & 0 & c'_{13} & \cdots & c'_{1n} & 0 & 1 \\ 0 & 1 & c'_{23} & \cdots & c'_{2n} & 1 & 0 \end{pmatrix}. \quad (3.25)$$

By defining C as C' without the last two columns, the delta functions are now identical to the ones in (2.26),

$$\delta^4(C \cdot \tilde{\underline{\lambda}}) \delta^8(C \cdot \tilde{\underline{\eta}}) \delta^{2n-4}(C^{\perp} \cdot \lambda) \quad (3.26)$$

with the twisted kinematics at position 1 and 2, as in (2.21).

We now have to check whether the form obtained by the gluing procedure yields the same form as in section 2 after this integration. We have performed the gluing explicitly for

$$I = \begin{array}{c} \text{Diagram: A central black dot connected to four white circles. The circles are labeled 3 (left), 4 (top-left), 5 (top-right), and 1 (right). The central dot is labeled 2 (bottom).} \end{array}, \quad \tilde{\sigma} = (3, 5, 4, 2, 1), \quad C = \begin{pmatrix} 1 & 0 & -\alpha_2 & -\alpha_2\alpha_4 & -\alpha_1 \\ 0 & 1 & \alpha_3 & \alpha_3\alpha_4 & 0 \end{pmatrix}.$$

Figure 10: On-shell sub-diagram I obtained by removing the minimal form factor from the on-shell diagram of $\mathcal{F}_{3,2}$ shown in figure 4, corresponding permutation $\tilde{\sigma}$ and C matrix.

the MHV form factors with up to six external particles. The on-shell subdiagrams obtained by removing the minimal form factor from the on-shell diagrams, the corresponding permutations $\tilde{\sigma}$ as well as the C matrices obtained from the `Mathematica` package `positroid.m` [56] are shown in figures 10 and 11 for 3 and 4 points, respectively. We invariably found that after changing from edge variables $\alpha_i, \beta_1, \beta_2$ to canonically gauge-fixed c_{ij} variables,

$$I = \text{graph}, \quad \tilde{\sigma} = (3, 4, 6, 5, 2, 1),$$

$$C = \begin{pmatrix} 1 & 0 & -\alpha_3 & -\alpha_2 & -\alpha_3\alpha_5 & -\alpha_6(\alpha_2 + \alpha_3\alpha_5) & -\alpha_1 \\ 0 & 1 & \alpha_4 & & \alpha_4\alpha_5 & \alpha_4\alpha_5\alpha_6 & 0 \end{pmatrix}.$$

Figure 11: On-shell sub-diagram I obtained by removing the minimal form factor from the on-shell diagram of $\mathcal{F}_{4,2}$ shown in figure 5, corresponding permutation $\tilde{\sigma}$ and C matrix.

the integral could be written in the following form:¹⁶

$$\langle \xi_A \xi_B \rangle^2 \int \frac{d^{2(n+2)} C'}{\text{Vol}[GL(2)]} \frac{Y(1-Y)^{-1}}{(12)(23) \cdots (n+1 \ n+2)(n+2 \ 1)} \delta^4(C' \cdot \underline{\tilde{\lambda}}) \delta^8(C' \cdot \underline{\tilde{\eta}}) \delta^{2n}(C'^{\perp} \cdot \underline{\lambda}), \quad (3.27)$$

where

$$Y = \frac{(n \ n+1)(n+2 \ 1)}{(n \ n+2)(n+1 \ 1)}. \quad (3.28)$$

We checked up to $n = 6$ that, after integrating out the four additional delta functions as in (3.24), the form reduces to one from section 2.3:

$$\left. \frac{Y(1-Y)^{-1}}{(12)(23) \cdots (n \ n+1)(n+1 \ n+2)(n+2 \ 1)} \right|_{C'} \longrightarrow \left. \frac{1}{(12)(23) \cdots (n-1 \ n)(n1)} \right|_C. \quad (3.29)$$

Three-point NMHV

$$I = \text{graph}, \quad \tilde{\sigma} = (5, 4, 1, 3, 2), \quad C = \begin{pmatrix} 1 & \alpha_3 & \alpha_2 & 0 & 0 \\ 0 & 0 & 1 & \alpha_1 & 0 \\ \alpha_4 & 0 & 0 & 0 & 1 \end{pmatrix}.$$

Figure 12: On-shell sub-diagram I obtained by removing the minimal form factor from the on-shell diagram of $\mathcal{F}_{3,3}$ shown in figure 7, corresponding permutation $\tilde{\sigma}$ and C matrix.

The simplest NMHV form factor is $\mathcal{F}_{3,3}$. Diagrammatically, it can be obtained from a k -increasing inverse soft limit of the minimal form factor. Using the general gluing procedure

¹⁶Note that we have ignored overall signs in the gluing procedure since the sign of residues expressed in edge variables is not readily determined. See [57] for an elaborate algorithm that determines these signs, though.

outlined above, we find after a change of variables the following Graßmannian integral representation:

$$\langle \xi_A \xi_B \rangle^2 \int \frac{d^{3 \times 5} C'}{\text{Vol}[GL(3)]} \frac{Y(1-Y)^{-1}}{(123)(234)(345)(451)(512)} \delta^6(C' \cdot \tilde{\underline{\lambda}}) \delta^{12}(C' \cdot \tilde{\underline{\eta}}) \delta^4(C'^{\perp} \cdot \underline{\lambda}), \quad (3.30)$$

where

$$Y = \frac{(234)(512)}{(235)(412)} \quad (3.31)$$

and the off-shell (super) momentum is encoded in the on-shell variables at position 4 and 5; cf. (3.10).

Let us now evaluate the Graßmann integral (3.30). After gauge fixing, the matrix C' reads

$$C' = \begin{pmatrix} 1 & 0 & 0 & c'_{14} & c'_{15} \\ 0 & 1 & 0 & c'_{24} & c'_{25} \\ 0 & 0 & 1 & c'_{34} & c'_{35} \end{pmatrix}. \quad (3.32)$$

We can solve for c'_{i4} and c'_{i5} with $i = 1, 2, 3$ by contracting the terms inside $\delta^6(C' \cdot \tilde{\underline{\lambda}})$ with $\tilde{\underline{\lambda}}_4$ and $\tilde{\underline{\lambda}}_5$. This yields

$$c'_{i4} = -\frac{[i5]}{[45]} = -\frac{\langle \xi_A | q | i \rangle}{q^2}, \quad c'_{i5} = -\frac{[i4]}{[54]} = -\frac{\langle \xi_B | q | i \rangle}{q^2}, \quad (3.33)$$

where we have used (3.10) in the second step. Inserting (3.33) into $\delta^4(C'^{\perp} \cdot \underline{\lambda})$, we obtain the momentum-conserving delta function contracted with $\tilde{\underline{\lambda}}_4$ and $\tilde{\underline{\lambda}}_5$. Undoing this contraction yields a Jacobian of $[45]^2$, which, together with the Jacobian $[45]^{-3}$ from the previous contraction with $\tilde{\underline{\lambda}}_4$ and $\tilde{\underline{\lambda}}_5$, gives $[45]^{-1}$.¹⁷

Inserting the solutions (3.33) into (3.30) and applying the Schouten identity, we find

$$\begin{aligned} & \langle \xi_A \xi_B \rangle^2 \int \frac{d^{3 \times 5} C'}{\text{Vol}[GL(3)]} \frac{Y(1-Y)^{-1}}{(123)(234)(345)(451)(512)} \delta^6(C' \cdot \tilde{\underline{\lambda}}) \delta^{12}(C' \cdot \tilde{\underline{\eta}}) \delta^4(C'^{\perp} \cdot \underline{\lambda}) \\ &= \frac{(q^2)^2}{[12][23][31]} \delta^{12}(C' \cdot \tilde{\underline{\eta}}) \delta^4\left(\sum_{i=1}^3 p_i - q\right), \end{aligned} \quad (3.34)$$

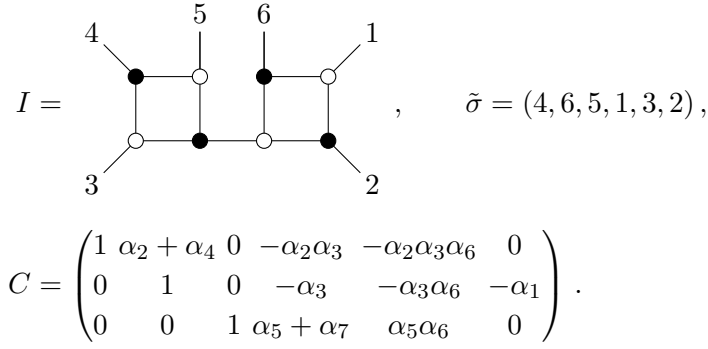
which agrees with the result of [7].

Note that the cyclic invariance of the form factor is not manifest in (3.30). The final expression (3.34) obtained from its evaluation, however, is manifestly invariant under cyclic relabelling of the legs 1, 2 and 3, as can be seen from (3.33).

Four-point NMHV

As discussed in subsection 3.1, the four-point NMHV form factor is the first example of a form factor for which it appears natural to combine different BCFW terms diagrammatically into a top-cell diagram with additional edges. Note that the gluing procedure outlined in the beginning of this subsection together with the connection (3.3) will indeed generally lead to a top-dimensional integral over the Graßmannian $G(k, n+2)$.

¹⁷Note that we have dropped the double underscore in the notation for the spinor brackets.



$$I = \text{diagram}, \quad \tilde{\sigma} = (4, 6, 5, 1, 3, 2),$$

$$C = \begin{pmatrix} 1 & \alpha_2 + \alpha_4 & 0 & -\alpha_2 \alpha_3 & -\alpha_2 \alpha_3 \alpha_6 & 0 \\ 0 & 1 & 0 & -\alpha_3 & -\alpha_3 \alpha_6 & -\alpha_1 \\ 0 & 0 & 1 & \alpha_5 + \alpha_7 & \alpha_5 \alpha_6 & 0 \end{pmatrix}.$$

Figure 13: On-shell sub-diagram I obtained by removing the minimal form factor from the top-cell diagram of $\mathcal{F}_{4,3}$ shown in figure 9, corresponding permutation $\tilde{\sigma}$ and C matrix.

From the general expression (3.18) and the on-shell diagram and C matrix shown in figure 13, we obtain a result that can be written in the following form:

$$\langle \xi_A \xi_B \rangle^2 \int \frac{d^{3 \times 6} C'}{\text{Vol}[GL(3)]} \Omega_{4,3} \delta^6(C' \cdot \underline{\tilde{\lambda}}) \delta^{12}(C' \cdot \underline{\tilde{\eta}}) \delta^6(C'^{\perp} \cdot \underline{\lambda}), \quad (3.35)$$

where

$$\Omega_{4,3} = \frac{Y(1-Y)^{-1}}{(123)(234)(345)(456)(561)(612)}, \quad Y = \frac{(345)(612)}{(346)(512)}. \quad (3.36)$$

Gluing the same diagram at legs 2 and 3 and relabelling to obtain the other top-cell diagram, we find with the same $\underline{\lambda}$, $\underline{\tilde{\lambda}}$, $\underline{\tilde{\eta}}$ as for the first diagram:

$$\langle \xi_A \xi_B \rangle^2 \int \frac{d^{3 \times 6} C'}{\text{Vol}[GL(3)]} \left(\Omega_{4,3} \middle| \begin{pmatrix} 1 & 2 & 3 & 4 & 5 & 6 \\ \downarrow & \downarrow & \downarrow & \downarrow & \downarrow & \downarrow \\ 3 & 4 & 1 & 2 & 5 & 6 \end{pmatrix} \right) \delta^6(C' \cdot \underline{\tilde{\lambda}}) \delta^{12}(C' \cdot \underline{\tilde{\eta}}) \delta^6(C'^{\perp} \cdot \underline{\lambda}). \quad (3.37)$$

Conjecture for all n, k

Based on the (conjectured) relation (3.3) between the top-cell diagrams of amplitudes and form factors for generic n, k ,¹⁸ we have computed the Grassmannian integrals for all form factor top-cell diagrams up to six points, with the minimal form factor glued at positions $n+1$ and $n+2$. The on-shell diagrams that need to be glued in this case are labelled by the permutation given in (3.6). We have invariably found the following representation:

$$\langle \xi_A \xi_B \rangle^2 \int \frac{d^{k \times (n+2)} C'}{\text{Vol}[GL(k)]} \Omega_{n,k} \delta^{2 \times k}(C' \cdot \underline{\tilde{\lambda}}) \delta^{4 \times k}(C' \cdot \underline{\tilde{\eta}}) \delta^{2 \times (n+2-k)}(C'^{\perp} \cdot \underline{\lambda}), \quad (3.38)$$

where

$$\Omega_{n,k} = \frac{Y(1-Y)^{-1}}{(1 \cdots k)(2 \cdots k+1) \cdots (n \cdots k-3)(n+1 \cdots k-2)(n+2 \cdots k-1)},$$

$$Y = \frac{(n-k+2 \cdots n \ n+1)(n+2 \ 1 \cdots k-1)}{(n-k+2 \cdots n \ n+2)(n+1 \ 1 \cdots k-1)} \quad (3.39)$$

¹⁸Above, we have explicitly checked that this conjecture leads to the correct result for $k=2$, $k=n=3$ and $k=n-1=3$. Further checks will be given below.

and the off-shell data is encoded in the kinematical variables at the position $n+1$ and $n+2$ as in (3.10).¹⁹ In general, up to n copies of this form have to be considered, which arise from cyclic shifts in the labels 1 to n .

We will present further checks for this conjecture in the next subsection.

Note on deformations In contrast to the MHV form factors considered in section 2, we did not employ the method of R operators for more general form factors and hence we have so far not included deformations in the Graßmannian for $N^k\text{MHV}$ as counterpart to what was done for amplitudes in [41, 42]. The reason we preferred a direct gluing procedure is that it immediately leads to a top-dimensional integral over the Graßmannian. The method of R operators, while still applicable, will in general result in a Graßmannian integral with some of the delta functions already integrated out. Nevertheless, a general expression for the deformed top-dimensional form could be obtained in this way; we leave this for future work.

3.3 Twistor and momentum twistor Graßmannians

Next, let us transform the previously obtained Graßmannian integral representation from spinor helicity to twistor and momentum twistor variables. Throughout this subsection, all kinematic variables are defined as in (3.10) and (3.11). In order to facilitate notation, we will hence drop the double underscore from all spinor (and twistor) brackets.

Twistor space

Given the Graßmannian integral (3.38) in momentum space, we can transform it to twistor space in analogy to what was done in the amplitude case in [32].

The super twistor space we use here corresponds to our special choice of spinor helicity variables (3.10) and (3.11) and is given by the set of all super twistors

$$\mathcal{W}_i = (\underline{\tilde{\mu}}_i, \underline{\tilde{\lambda}}_i, \underline{\tilde{\mu}}_i), \quad (3.40)$$

where $\underline{\tilde{\mu}}_i$ is related to $\underline{\lambda}_i$ via Witten's half Fourier transformation [58]

$$\bullet \rightarrow \int d^2 \underline{\lambda}_j \exp(-i \underline{\tilde{\mu}}_j^\alpha \underline{\lambda}_{j\alpha}) \bullet. \quad (3.41)$$

Via (3.41), the prefactor in (3.38) can be written as

$$\langle \xi_A \xi_B \rangle^2 = \left\langle \frac{\partial}{\partial \underline{\tilde{\mu}}_{n+1}} \frac{\partial}{\partial \underline{\tilde{\mu}}_{n+2}} \right\rangle^2. \quad (3.42)$$

The delta function $\delta^{2 \times (n+2-k)}(C'^\perp \cdot \underline{\lambda})$ can be written as in (3.21). Applying (3.41) to this representation and performing the integrals over $\underline{\lambda}_j$ via the delta functions, we find

$$\prod_{K=1}^k \int d^2 \rho_K \exp(-i \sum_{j=1}^{n+2} \sum_{L=1}^k \rho_L^\alpha C'_{Lj} \underline{\tilde{\mu}}_{\alpha j}) = \delta^{2k}(C' \cdot \underline{\tilde{\mu}}). \quad (3.43)$$

¹⁹The quotient Y always corresponds to the product $\beta_1 \beta_2$ from the gluing procedure (3.18) and thus the factor $Y(1-Y)^{-1}$ always cancels a factor of $[\beta_1 \beta_2 (1-\beta_1 \beta_2)]^{-1}$ that arise when the consecutive minors are translated into edge variables α_i , β_1 and β_2 and that is not present in (3.18).

Hence, we can write (3.38) as

$$\left\langle \frac{\partial}{\partial \underline{\mu}_{n+1}} \frac{\partial}{\partial \underline{\mu}_{n+2}} \right\rangle^2 \int \frac{d^{k \times (n+2)} C'}{\text{Vol}[GL(k)]} \Omega_{n,k} \delta^{4k|4k}(C' \cdot \mathcal{W}), \quad (3.44)$$

where $\Omega_{n,k}$ is given in (3.39).

It would be interesting to further investigate the structure of this expression; we leave this for future work. Instead, we will now transform the Graßmannian integral to momentum twistor space, which will in particular facilitate the explicit calculation of some example form factors.

Momentum twistor space

Next, we transform our result to momentum twistor space following the strategy of [34, 59].

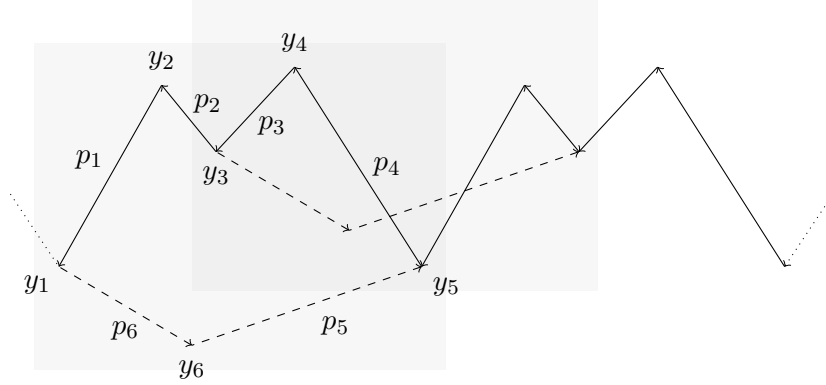


Figure 14: Momenta and dual momenta in the case of form factors, shown for $n = 4$. In contrast to the case of amplitudes, the n on-shell momenta do not add up to zero but to the off-shell momentum q of the operator. Hence, the contour is not closed but periodic. In order to obtain a closed contour, two on-shell momenta p_{n+1} and p_{n+2} can be inserted between any y_i and y_{i+1} of the periodic contour. Two different choices are shown in shaded frames.

In order to introduce the momentum twistor variables $\mathcal{Z}_i = (\underline{\lambda}_i, \underline{\mu}_i, \underline{\eta}_i)$ [60] corresponding to our choice of variables (3.10) and (3.11), we define the dual (super) momenta y_i (ϑ_i) via²⁰

$$\underline{\lambda}_i \tilde{\underline{\lambda}}_i = y_i - y_{i+1}, \quad \underline{\lambda}_i \tilde{\underline{\eta}}_i = \vartheta_i - \vartheta_{i+1}. \quad (3.45)$$

Note that we base the dual (super) momenta on the closed contour obtained by adding p_{n+1} and p_{n+2} instead of the periodic contour as done in [7, 18]; cf. figure 14. Then, we define $\underline{\mu}_i$ and $\underline{\eta}_i$ via the incidence relations

$$\underline{\mu}_i = \underline{\lambda}_i y_i = \underline{\lambda}_i y_{i+1}, \quad \underline{\eta}_i = \underline{\lambda}_i \vartheta_i = \underline{\lambda}_i \vartheta_{i+1}. \quad (3.46)$$

²⁰We use the definitions of [59], which coincide with the ones of [7] but differ from the ones of [18] by a global sign and a cyclic relabelling.

Inverting these relations, we have

$$\begin{aligned}\tilde{\underline{\lambda}}_i &= \frac{\langle i+1\ i\rangle \underline{\mu}_{i-1} + \langle i\ i-1\rangle \underline{\mu}_{i+1} + \langle i-1\ i+1\rangle \underline{\mu}_i}{\langle i-1\ i\rangle \langle i\ i+1\rangle}, \\ \tilde{\underline{\eta}}_i &= \frac{\langle i+1\ i\rangle \underline{\eta}_{i-1} + \langle i\ i-1\rangle \underline{\eta}_{i+1} + \langle i-1\ i+1\rangle \underline{\eta}_i}{\langle i-1\ i\rangle \langle i\ i+1\rangle}.\end{aligned}\quad (3.47)$$

We start the transformation of the Graßmannian integral from momentum space using the representation of $\delta^{2 \times (n+2-k)}(C'^{\perp}, \underline{\lambda})$ as (3.21). We can use part of the $GL(k)$ redundancy to fix

$$\rho = \begin{pmatrix} 0 & \cdots & 0 & 1 & 0 \\ 0 & \cdots & 0 & 0 & 1 \end{pmatrix}.\quad (3.48)$$

As a consequence, the delta functions in (3.21) fix the last two rows of C' as

$$C'_{k-1\ i} = \underline{\lambda}_i^1, \quad C'_{k\ i} = \underline{\lambda}_i^2.\quad (3.49)$$

Then, (3.38) becomes

$$\langle \xi_A \xi_B \rangle^2 \delta^4(\underline{\lambda} \cdot \tilde{\underline{\lambda}}) \delta^8(\underline{\lambda} \cdot \tilde{\underline{\eta}}) \int \frac{d^{(k-2) \times (n+2)} C'}{\text{Vol}[GL(k-2) \ltimes T_{k-2}]} \Omega_{n,k} \delta^{2 \times (k-2)}(C' \cdot \tilde{\underline{\lambda}}) \delta^{4 \times (k-2)}(C' \cdot \tilde{\underline{\eta}}),\quad (3.50)$$

where the integral and the delta functions contain only the first $k-2$ rows of C' . The shift symmetry T_{k-2} acts on these $k-2$ rows as

$$C'_{Ii} \longrightarrow C'_{Ii} + r_{1I} \underline{\lambda}_i^1 + r_{2I} \underline{\lambda}_i^2, \quad I = 1, \dots, k-2,\quad (3.51)$$

with r_{1I}, r_{2I} arbitrary. According to [59], (3.47) leads to

$$\sum_{i=1}^{n+2} C'_{Ii} \tilde{\underline{\lambda}}_i = - \sum_{i=1}^{n+2} D_{Ii} \underline{\mu}_i, \quad \sum_{i=1}^{n+2} C'_{Ii} \tilde{\underline{\eta}}_i = - \sum_{i=1}^{n+2} D_{Ii} \underline{\eta}_i, \quad I = 1, \dots, k-2,\quad (3.52)$$

where the matrix D is defined via

$$D_{Ii} = \frac{\langle i\ i+1\rangle C'_{I\ i-1} + \langle i-1\ i\rangle C'_{I\ i+1} + \langle i+1\ i-1\rangle C'_{I\ i}}{\langle i-1\ i\rangle \langle i\ i+1\rangle}.\quad (3.53)$$

Next, we rewrite the minors of C' in terms of minors of D . In [59], it was found that the consecutive minors are related as

$$(C'_1 \dots C'_k) = -\langle 1\ 2\rangle \cdots \langle k-1\ k\rangle (D_2 \dots D_{k-1})\quad (3.54)$$

and its natural extension via cyclic shifts. However, we do also need non-consecutive minors, as can be seen from (3.39). For these, we find

$$\begin{aligned}(C'_1 \dots C'_{k-1} C'_{k+1}) &= -\langle 1\ 2\rangle \cdots \langle k-2\ k-1\rangle \langle k-1\ k+1\rangle (D_2 \dots D_{k-1}) \\ &\quad - \langle 1\ 2\rangle \cdots \langle k-2\ k-1\rangle \langle k\ k+1\rangle (D_2 \dots D_{k-2} D_k), \\ (C'_1 C'_3 \dots C'_{k+1}) &= -\langle 1\ 3\rangle \langle 3\ 4\rangle \cdots \langle k\ k+1\rangle (D_3 \dots D_k) \\ &\quad - \langle 1\ 2\rangle \langle 3\ 4\rangle \cdots \langle k\ k+1\rangle (D_2 D_4 \dots D_k).\end{aligned}\quad (3.55)$$

Using (3.54), the product of consecutive minors in (3.39) becomes

$$(1 \cdots k)_{C'} \cdots (n+2 \cdots k-1)_{C'} = (-1)^{n+2} (\langle 12 \rangle \cdots \langle n+21 \rangle)^{k-1} (1 \cdots k)_D \cdots (n+2 \cdots k-1)_D. \quad (3.56)$$

For Y , we find using (3.55)

$$\begin{aligned} Y &= \frac{(n-k+2 \cdots n \ n+1)_{C'} (n+2 \ 1 \cdots k-1)_{C'}}{(n-k+2 \cdots n \ n+2)_{C'} (n+1 \ 1 \cdots k-1)_{C'}} \\ &= \frac{\langle n \ n+1 \rangle \langle n-k+3 \cdots n \rangle_D}{\langle n \ n+2 \rangle \langle n-k+3 \cdots n \rangle_D + \langle n+1 \ n+2 \rangle \langle n-k+3 \cdots n-1 \ n+1 \rangle_D} \\ &\quad \frac{\langle n+2 \ 1 \rangle \langle 1 \cdots k-2 \rangle_D}{\langle n+1 \ 1 \rangle \langle 1 \cdots k-2 \rangle_D + \langle n+1 \ n+2 \rangle \langle n+2 \ 2 \cdots k-2 \rangle_D}. \end{aligned} \quad (3.57)$$

The remaining steps in the derivation of [59] go through unchanged. First, we use the T_{k-2} shift symmetry to set $C'_{I1} = C'_{I2} = 0$, which changes the measure as

$$\frac{d^{(k-2) \times (n+2)}_{C'}}{\text{Vol}[GL(k-2) \ltimes T_{k-2}]} = \langle 12 \rangle^{k-2} \frac{d^{(k-2) \times (n)}_{C'}}{\text{Vol}[GL(k-2)]}. \quad (3.58)$$

Then, we perform the change of integration variables from C' to D , which yields

$$\frac{d^{(k-2) \times (n)}_{C'}}{\text{Vol}[GL(k-2)]} = \left(\frac{\langle 12 \rangle \cdots \langle n+2 \ 1 \rangle}{\langle 12 \rangle^2} \right)^{k-2} \frac{d^{(k-2) \times (n)}_D}{\text{Vol}[GL(k-2)]}. \quad (3.59)$$

Finally, we undo the gauge fixing of the first two columns of the C' matrix, which yields factors of

$$\langle 12 \rangle \delta^2(D_{Ii} \underline{\lambda}_i) \quad (3.60)$$

for $I = 1, \dots, k-2$. See [59] for details of these steps.

The final expression we find is

$$\mathcal{F}_{n,2} \int \frac{d^{(k-2) \times (n+2)}_D}{\text{Vol}[GL(k-2)]} \Omega_{n,k} \delta^{4(k-2)|4(k-2)}(D \cdot \mathcal{Z}), \quad (3.61)$$

where

$$\Omega_{n,k} = \frac{\langle n \ 1 \rangle \langle n+1 \ n+2 \rangle}{\langle n \ n+1 \rangle \langle n+2 \ 1 \rangle} \frac{Y(1-Y)^{-1}}{(1 \cdots k-2)(2 \cdots k-1) \cdots (n \cdots k-5)(n+1 \cdots k-4)(n+2 \cdots k-3)} \quad (3.62)$$

and Y is given in (3.57).

A convenient choice of reference spinors

It turns out that one choice of reference spinors ξ_A, ξ_B is particularly convenient. If we set

$$\xi_A \equiv \underline{\lambda}_{n+1} = \lambda_1, \quad \xi_B \equiv \underline{\lambda}_{n+2} = \lambda_n, \quad (3.63)$$

the above momentum twistor Grassmannian integral for $N^k\text{MHV}$ becomes

$$\mathcal{F}_{n,2} \int \frac{d^{(k-2) \times (n+2)}_D}{\text{Vol}[GL(k-2)]} \frac{-\tilde{Y}(1-\tilde{Y})^{-1} \delta^{4(k-2)|4(k-2)}(D \cdot \mathcal{Z})}{(1 \cdots k-2) \cdots (n \cdots k-5)(n+1 \cdots k-4)(n+2 \cdots k-3)}, \quad (3.64)$$

with

$$\tilde{Y} = \frac{(n-k+3 \cdots n)(1 \cdots k-2)}{(n-k+3 \cdots n-1 \ n+1)(n+2 \ 2 \cdots k-2)}. \quad (3.65)$$

Examples at MHV, NMHV and NNMHV

Let us look at some special cases of the above Grassmannian integral representation. For $k = 2$, the matrix D is zero-dimensional and all consecutive minors of D are 1 whereas all non-consecutive minors are 0. Hence, the integral in (3.64) is zero-dimensional while the integrand is 1.²¹ Considering the prefactor $\mathcal{F}_{n,2}$, this is precisely the correct result.

For $k = 3$,

$$D = \begin{pmatrix} d_1 & d_2 & \cdots & d_{n+2} \end{pmatrix}. \quad (3.66)$$

The consecutive minors of D are equal to the single d_i included in them and the non-consecutive minors are equal to the d_i that is alone on its side of the gap, cf. (3.55). Hence, the Grassmannian integral (3.64) becomes

$$\mathcal{F}_{n,2} \int \frac{d^{1 \times (n+2)} D}{\text{Vol}[GL(1)]} \frac{1}{1 - \frac{d_{n+1}d_{n+2}}{d_1 d_n}} \frac{1}{d_1 \cdots d_n} \frac{1}{d_{n+1} d_{n+2}} \delta^{4|4}(D \cdot \mathcal{Z}). \quad (3.67)$$

Note that in all of the examples considered in this subsection we will use the convenient choice of reference spinors (3.63) to obtain compact expressions. We have explicitly checked that our results are indeed independent of this choice.

The simplest example for $k = 3$ is $n = 3$:

$$\mathcal{F}_{3,2} \int \frac{d^{1 \times 5} D}{\text{Vol}[GL(1)]} \frac{1}{1 - \frac{d_4 d_5}{d_1 d_3}} \frac{1}{d_1 d_2 d_3 d_4 d_5} \delta^{4|4}(d_1 \mathcal{Z}_1 + d_2 \mathcal{Z}_2 + d_3 \mathcal{Z}_3 + d_4 \mathcal{Z}_4 + d_5 \mathcal{Z}_5). \quad (3.68)$$

We can use the $GL(1)$ redundancy to fix $d_5 = \langle 1 \, 2 \, 3 \, 4 \rangle$, where the four-bracket is defined as

$$\langle i \, j \, k \, l \rangle = \det(Z_i Z_j Z_k Z_l) = \epsilon_{ABCD} Z_i^A Z_j^B Z_k^C Z_l^D \quad (3.69)$$

with $Z_i = (\underline{\lambda}_i, \underline{\mu}_i)$. The remaining four integration variables are then completely determined by the delta function:

$$d_1 = \langle 2 \, 3 \, 4 \, 5 \rangle, \quad d_2 = \langle 3 \, 4 \, 5 \, 1 \rangle, \quad d_3 = \langle 4 \, 5 \, 1 \, 2 \rangle, \quad d_4 = \langle 5 \, 1 \, 2 \, 3 \rangle. \quad (3.70)$$

Thus,

$$\mathcal{F}_{3,3} = \mathcal{F}_{3,2} \frac{[1 \, 2 \, 3 \, 4 \, 5]}{1 - \frac{\langle 5 \, 1 \, 2 \, 3 \rangle \langle 1 \, 2 \, 3 \, 4 \rangle}{\langle 2 \, 3 \, 4 \, 5 \rangle \langle 4 \, 5 \, 1 \, 2 \rangle}}, \quad (3.71)$$

where the five-bracket is defined as

$$[i \, j \, k \, l \, m] = \frac{\delta^4(\langle i \, j \, k \, l \rangle \eta_m + \text{cyclic})}{\langle i \, j \, k \, l \rangle \langle j \, k \, l \, m \rangle \langle k \, l \, m \, i \rangle \langle l \, m \, i \, j \rangle \langle m \, i \, j \, k \rangle}. \quad (3.72)$$

This result numerically agrees with the one found in [18].

For general n , the denominator of (3.67) has poles for

$$d_i = 0, \quad i = 2, \dots, n-1, n+1, n+2, \\ d_1 = \frac{d_{n+1} d_{n+2}}{d_n}, \quad d_n = \frac{d_{n+1} d_{n+2}}{d_1}, \quad d_{n+1} = \frac{d_1 d_n}{d_{n+2}}, \quad d_{n+2} = \frac{d_1 d_n}{d_{n+1}}. \quad (3.73)$$

²¹Note that, although \tilde{Y} is singular when inserting the above values for consecutive and non-consecutive minors, the ratio $\frac{-\tilde{Y}}{1-\tilde{Y}} = \frac{-(n-k+3 \cdots n)(1 \cdots k-2)}{(n-k+3 \cdots n-1 \, n+1)(n+2 \, 2 \cdots k-2) - (n-k+3 \cdots n)(1 \cdots k-2)}$ is 1 in this case.

In principle, one can consider (composite) residues of (3.67) for zero and non-zero values of the d_i . However, we find that it is sufficient to consider residues which are composed of individual residues taken at zero.²² As in the amplitude case discussed in [59], these can be characterised by the five d_i 's with respect to which no residues are taken. In contrast to the amplitude case, these have to include d_1 and d_n . We have to consider two cases. In the first case, no residues are taken with respect to d_{n+1} and d_{n+2} . The resulting expressions are

$$\text{Res}_i = \frac{1}{1 - \frac{\langle n+2 \ 1 \ n \ i \rangle \langle 1 \ n \ i \ n+1 \rangle}{\langle n \ i \ n+1 \ n+2 \rangle \langle i \ n+1 \ n+2 \ 1 \rangle}} [i \ n+1 \ n+2 \ 1 \ n] , \quad (3.74)$$

where $i \in \{2, \dots, n-1\}$. In the second case, at least one residue is taken with respect to either d_{n+1} or d_{n+2} . The resulting expressions are

$$\widetilde{\text{Res}}_{i,j,k} = [i \ j \ k \ 1 \ n] , \quad (3.75)$$

where $i, j, k \in \{2, \dots, n-1, n+1, n+2\}$.

An additional property of form factor top-cell diagrams arising here is that we have to take the sum of more than one form. This can also be achieved by shifting the legs between which the minimal form factor is glued-in from $(n, 1)$ to $(n+s \bmod n, 1+s \bmod n)$, cf. figure 14.

Numerically comparing with the results of [18], we find

$$\begin{aligned} \mathcal{F}_{4,3} &= \mathcal{F}_{4,2} (+\text{Res}_3 + \widetilde{\text{Res}}_{2,3,5} + \text{Res}_3^{s=2} + \widetilde{\text{Res}}_{2,3,5}^{s=2}) , \\ \mathcal{F}_{5,3} &= \mathcal{F}_{5,2} (+\text{Res}_4 + \widetilde{\text{Res}}_{3,4,6} + \widetilde{\text{Res}}_{2,3,6}^{s=3} + \text{Res}_3^{s=3} - \widetilde{\text{Res}}_{2,3,4} \\ &\quad + \widetilde{\text{Res}}_{2,3,6} + \widetilde{\text{Res}}_{3,4,7}^{s=3} - \widetilde{\text{Res}}_{2,3,4}^{s=3} + \text{Res}_5^{s=1}) , \end{aligned} \quad (3.76)$$

where the superscript s specifies the shift. This also gives further support for the relation (3.3).

Finally, we look at the simplest example of $k = 4$, namely $n = 4$. In this case, the matrix D can be gauge-fixed to be

$$D = \begin{pmatrix} 1 & 0 & d_{13} & d_{14} & d_{15} & d_{16} \\ 0 & 1 & d_{23} & d_{24} & d_{25} & d_{26} \end{pmatrix} . \quad (3.77)$$

The delta functions completely fix their entries to

$$d_{i3} = -\frac{\langle i \ 4 \ 5 \ 6 \rangle}{\langle 3 \ 4 \ 5 \ 6 \rangle} , \quad d_{i4} = +\frac{\langle i \ 3 \ 5 \ 6 \rangle}{\langle 3 \ 4 \ 5 \ 6 \rangle} , \quad d_{i5} = -\frac{\langle i \ 3 \ 4 \ 6 \rangle}{\langle 3 \ 4 \ 5 \ 6 \rangle} , \quad d_{i6} = +\frac{\langle i \ 3 \ 4 \ 5 \rangle}{\langle 3 \ 4 \ 5 \ 6 \rangle} , \quad (3.78)$$

where $i = 1, 2$. Hence,²³

$$\mathcal{F}_{4,4} = \mathcal{F}_{4,2} \frac{\langle 1 \ 3 \ 4 \ 5 \rangle \langle 1 \ 3 \ 4 \ 6 \rangle \langle 1 \ 3 \ 5 \ 6 \rangle \langle 2 \ 3 \ 4 \ 6 \rangle \langle 2 \ 3 \ 5 \ 6 \rangle \langle 2 \ 4 \ 5 \ 6 \rangle [1 \ 3 \ 4 \ 5 \ 6] [2 \ 3 \ 4 \ 5 \ 6]}{\langle 1 \ 2 \ 3 \ 4 \rangle \langle 1 \ 2 \ 3 \ 6 \rangle \langle 3 \ 4 \ 5 \ 6 \rangle^2 (\langle 1 \ 2 \ 4 \ 6 \rangle \langle 1 \ 3 \ 4 \ 5 \rangle + \langle 1 \ 2 \ 5 \ 6 \rangle \langle 3 \ 4 \ 5 \ 6 \rangle)} . \quad (3.79)$$

We have successfully checked (components of this expression) against [7].

²²This can also be understood from the corresponding on-shell diagrams.

²³Note that there is a subtle sign occurring in the evaluation of the momentum twistor Graßmannian integral for $\mathcal{F}_{4,4}$, which is also present in the case of the corresponding amplitude $\mathcal{A}_{6,4}$.

4 Integrability and form factors

After having already used the integrability-related R operators in section 2, we now study the integrable structure of form factors in $\mathcal{N}=4$ SYM theory more carefully. Apart from linking integrability approaches from the spectral problem and the study of amplitudes, this is also motivated by the search for symmetries.

We approach this problem by introducing the spin-chain monodromy matrix as it appeared in the context of tree-level amplitudes [35, 36]. While the on-shell part of the form factors, studied in the previous sections and built from the R operators (2.14), is Yangian invariant, we find that this symmetry is broken by the insertion of the minimal form factor, i.e. the off-shell part. However, the off-shell part can be interpreted as an eigenvector of the corresponding transfer matrix. From this we show that all form factors of the chiral stress-tensor super multiplet are annihilated by the corresponding transfer matrix.²⁴ This is the analogue of Yangian invariance for form factors. Finally, we show that the transfer matrix acts diagonally on a given minimal form factor of a generic operator if the corresponding operator renormalises multiplicatively, i.e. is an eigenstate of the integrable Hamiltonian studied at one-loop order in the spectral problem. As a consequence, also certain planar leading singularities of loop-level form factors of generic operators are eigenstates of the transfer matrix.

4.1 Spin chains and Yangian invariance

In the following, we introduce the spin chain that appeared in the context of tree-level amplitudes [35, 36, 39, 40]. In the spin-chain language, the integrability construction is naturally formulated using the complex Lie algebra $\mathfrak{gl}(4|4)$ instead of $\mathfrak{psu}(2, 2|4)$.

The $\mathfrak{gl}(4|4)$ -invariant Lax operator relevant for the construction of the integrable spin chain naturally acts on the tensor product of two spaces and depends on the spectral parameter u :

$$\mathcal{L}_i(u) = \begin{array}{c} \text{---} \\ | \\ \text{---} \end{array} = u + (-1)^{|\mathcal{B}|} e^{AB} \hat{x}_i^B \hat{p}_i^A, \quad (4.1)$$

where $\mathcal{A} = (\alpha, \dot{\alpha}, A)$. We have introduced a graphical notation, usually used in the context of vertex models, to depict the tensor structure of the Lax operator, see e.g. [36], and $|\cdot|$ denotes the grading. While the auxiliary space is finite-dimensional with the generators $(e^{AB})_{C\mathcal{D}} = \delta_C^A \delta_{\mathcal{D}}^B$ and illustrated by the dashed horizontal line, the quantum space at site i is infinite-dimensional and is denoted by the vertical line. The corresponding generators are realised in the Jordan-Schwinger form $J^{AB} = \hat{x}^A \hat{p}^B$ using the Heisenberg pairs

$$\hat{x}^A = \left(\lambda^\alpha, -\frac{\partial}{\partial \tilde{\lambda}^\alpha}, \frac{\partial}{\partial \tilde{\eta}^A} \right), \quad \hat{p}^A = \left(\frac{\partial}{\partial \lambda^\alpha}, \tilde{\lambda}^\alpha, \tilde{\eta}^A \right), \quad \text{with} \quad [\hat{x}^A, \hat{p}^B] = (-1)^{|\mathcal{A}|} \delta^{AB}, \quad (4.2)$$

where $[\cdot, \cdot]$ denotes the graded commutator; see e.g. [37].

The spin-chain monodromy matrix is built from the n -fold tensor product of the Lax operators (4.1) in the infinite-dimensional quantum space and matrix multiplication in the

²⁴For this particular super multiplet, the corresponding eigenvalue is zero.

Moreover, the R operators have to be chosen in such a way that the corresponding diagram is planar.²⁵ This generalises the construction we used in section 2 (see e.g. (2.18) and figures 4, 5, 9), and is another way of writing the gluing of diagrams that was performed in section 3. Note that these objects correspond to any planar on-shell diagram containing an insertion of the minimal form factor, including top-cell diagrams, individual BCFW terms, factorisation channels etc.

On-shell part

It was discussed in [35, 39, 40] that tree-level scattering amplitudes can be constructed via the method of R operators which naturally include the inhomogeneities v_i as deformations of the local central charges [37].²⁶ These operators, defined by their action on functions of the kinematic data in (2.14), can be formally written as

$$R_{ij}(u) = \begin{array}{c} | \\ \circ \\ | \\ j \end{array} \begin{array}{c} | \\ \bullet \\ | \\ i \end{array} = \int \frac{d\alpha}{\alpha^{1+u}} e^{-\alpha(\hat{x}_j \cdot \hat{p}_i)} . \quad (4.9)$$

The operator R can be seen as one of two basic building blocks for Yangian invariants. It satisfies the Yang-Baxter equation

$$R_{ij}(u_j - u_i) \mathcal{L}_j(u_j) \mathcal{L}_i(u_i) = \mathcal{L}_j(u_i) \mathcal{L}_i(u_j) R_{ij}(u_j - u_i) , \quad (4.10)$$

with the Lax operators defined in (4.1). This equation can be depicted as

$$\begin{array}{c} - - - \\ | \\ \circ \\ | \\ j \end{array} \begin{array}{c} | \\ \bullet \\ | \\ i \end{array} = \begin{array}{c} | \\ \circ \\ | \\ j \end{array} \begin{array}{c} | \\ \bullet \\ | \\ i \end{array} . \quad (4.11)$$

The other basic building blocks are the vacuum states $\delta_i^+ = \delta^2(\lambda_i)$ and $\delta_i^- = \delta^2(\tilde{\lambda}_i) \delta^4(\tilde{\eta}_i)$ introduced in (2.15). They satisfy

$$\mathcal{L}_i(u) \delta_i^+ = (u - 1) \mathbb{1} \delta_i^+ , \quad \mathcal{L}_i(u) \delta_i^- = u \mathbb{1} \delta_i^- , \quad (4.12)$$

which can be depicted as

$$\begin{array}{c} \oplus \\ - - - \\ | \\ i \end{array} = (u - 1) \begin{array}{c} \oplus \\ | \\ i \end{array} , \quad \begin{array}{c} \ominus \\ - - - \\ | \\ i \end{array} = u \begin{array}{c} \ominus \\ | \\ i \end{array} . \quad (4.13)$$

The properties (4.10) and (4.12) guarantee that an appropriate combination of R operators with a suitable choice of inhomogeneities acting on the tensor product of vacuum states δ_i^+ and δ_i^- is Yangian invariant [35, 39, 40]; the required choice of inhomogeneities will be

²⁵In particular, we assume that for each operator R_{ij} the indices satisfy $i < j$; this corresponds to the chosen convention for the BCFW shifts.

²⁶See also [36], where Yangian invariants were constructed using Bethe ansatz methods.

discussed in the following. However, further below we will also see that Yangian invariance is broken by the insertion of the minimal form factor.

As discussed in [35, 39, 40], the monodromy matrix (4.3) satisfies certain exchange relations with a chain of R operators. As a consequence of (4.10), one finds

$$\mathcal{M}(u, \{v_i\}) R_{i_1 j_1}(z_1) \cdots R_{i_m j_m}(z_m) = R_{i_1 j_1}(z_1) \cdots R_{i_m j_m}(z_m) \mathcal{M}(u, \{v_{\sigma(i)}\}), \quad (4.14)$$

where $\mathcal{M}(u, \{v_{\sigma(i)}\})$ denotes the monodromy matrix in (4.3) with the inhomogeneity at site i permuted such that v_i is replaced by $v_{\sigma(i)}$. Here, σ is the permutation associated to the on-shell diagram and can be read off as discussed in section 2.1. The inhomogeneities v_i and the spectral parameters z_i have to satisfy the relations

$$z_\ell = v_{\tau_\ell(i_\ell)} - v_{\tau_\ell(j_\ell)} \quad \text{with} \quad \tau_\ell = (i_1, j_1) \triangleleft \cdots \triangleleft (i_\ell, j_\ell), \quad \ell = 1, \dots, m, \quad (4.15)$$

see [35, 39, 40].²⁷ The inhomogeneities v_i associated to the i^{th} external leg, i.e. to site i , are related to the central charges c_i via [38]

$$c_i = v_i - v_{\sigma(i)}. \quad (4.16)$$

Therefore, for a planar on-shell diagram with valid deformations, we can commute the monodromy matrix through the chain of R operators in (4.7) using (4.14):

$$\mathcal{M}_n(u, \{v_i\}) \hat{\mathcal{F}} = R_{i_1 j_1}(z_1) \cdots R_{i_m j_m}(z_m) \mathcal{M}_n(u, \{v_{\sigma(i)}\}) \mathcal{F}_{2,2}^\delta(k-1, k). \quad (4.17)$$

Since the Lax operators act diagonally on the vacua (4.12), we can eliminate all Lax operators that do not act on the minimal form factor. We end up with the monodromy matrix

$$\mathcal{M}_2(u, \{v_{\sigma(i)}\}) = \mathcal{L}_k(u - v_{\sigma(k)}) \mathcal{L}_{k-1}(u - v_{\sigma(k-1)}) \quad (4.18)$$

of length two acting on the minimal form factor $\mathcal{F}_{2,2}(k-1, k)$ at sites $k-1$ and k :

$$\begin{aligned} & \mathcal{M}_n(u, \{v_{\sigma(i)}\}) \mathcal{F}_{2,2}^\delta(k-1, k) \\ &= \mathfrak{f}(u, \{v_{\sigma(i)}\}) \delta_1^+ \cdots \delta_{k-2}^+ \left[\mathcal{M}_2(u, \{v_{\sigma(i)}\}) \mathcal{F}_{2,2}(k-1, k) \right] \delta_{k+1}^- \cdots \delta_n^-, \end{aligned} \quad (4.19)$$

where

$$\mathfrak{f}(u, \{v_{\sigma(i)}\}) = \prod_{i=1}^{k-2} (u - v_{\sigma(i)} - 1) \prod_{j=k+1}^n (u - v_{\sigma(j)}). \quad (4.20)$$

As we will discuss below, this significant difference to tree-level amplitudes breaks the Yangian invariance. However, as we will also see, some of the integrable structure remains.

Using the graphical language introduced earlier, we depict the formulas discussed above for the case of $\mathcal{F}_{n,2}$ in figure 15. The left picture in figure 15 represents the monodromy matrix (4.3) acting on the chain of R operators (BCFW bridges) as introduced in (2.14) and (4.9) contracted with the minimal form factor (2.3) and the corresponding vacua (2.15). In (4.17), we commuted the monodromy matrix through the chain of R operators (BCFW bridges) as shown in the middle picture. The action of the Lax operators on the delta functions of the on-shell vacua was discussed in (4.12). As in (4.19), we end up with a monodromy matrix of length two acting only on the minimal form factor as shown in the right picture of figure 15.

²⁷Recall that m denotes the number of R operators.

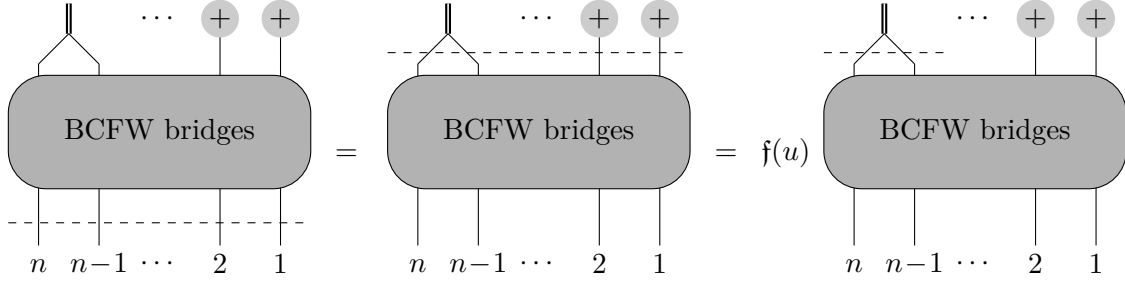


Figure 15: Action of the monodromy on $\mathcal{F}_{n,2}$.

Minimal form factor

One can explicitly check that the minimal form factor is not an eigenstate of the length-two monodromy matrix (4.3), and thus not Yangian invariant, cf. (4.6). This can be seen since, for example, the momentum-like generators do not contain the off-shell momentum q . Acting on the minimal form factor, this produces

$$(\lambda_{k-1}\tilde{\lambda}_{k-1} + \lambda_k\tilde{\lambda}_k)\delta^4(\lambda_{k-1}\tilde{\lambda}_{k-1} + \lambda_k\tilde{\lambda}_k - q), \quad (4.21)$$

which does not vanish, as would be required for Yangian invariance in the sense of (4.6). However, as we will show, the minimal form factor is annihilated by the graded sum of the Yangian generators on the diagonal of the monodromy matrix, i.e. the transfer matrix (4.4), for equal inhomogeneities:

$$\mathcal{T}_2(u-v) = \text{str } \mathcal{L}_k(u-v_{\sigma(k)})\mathcal{L}_{k-1}(u-v_{\sigma(k-1)}), \quad \text{with } v_{\sigma(k-1)} = v_{\sigma(k)} = v. \quad (4.22)$$

This can be seen as follows. First, note that we can look at the action of the transfer matrix (4.22) on a single component of $\mathcal{F}_{2,2}$ due to its $\mathfrak{gl}(4|4)$ invariance (4.5). We take as an example the component

$$\tilde{\eta}_{k-1}^{+1}\tilde{\eta}_{k-1}^{+2}\tilde{\eta}_k^{+1}\tilde{\eta}_k^{+2}(\gamma^-)^4\delta^4(P), \quad (4.23)$$

which corresponds to the minimal form factor of the operator $\text{tr}(\phi^{++}\phi^{++})$ in (1.2) with outgoing scalars label by $k-1$ and k . Note that the transfer matrix does not depend on γ^- . Second, one can check that the transfer matrix annihilates the momentum-conserving delta functions,

$$\mathcal{T}_2(u-v)\delta^4(\lambda_1\tilde{\lambda}_1 + \lambda_2\tilde{\lambda}_2 - q) = 0, \quad (4.24)$$

and thus acts only on the product of $\tilde{\eta}$'s, yielding

$$\begin{aligned} & \mathcal{T}_2(u-v)\tilde{\eta}_{k-1}^{+1}\tilde{\eta}_{k-1}^{+2}\tilde{\eta}_k^{+1}\tilde{\eta}_k^{+2} \\ &= \left((u-v-1)(\hat{x}_{k-1}^A\hat{p}_{k-1}^A + \hat{x}_k^A\hat{p}_k^A) + (-1)^{|A|}\hat{p}_{k-1}^A\hat{x}_{k-1}^B\hat{p}_k^B\hat{x}_k^A \right) \tilde{\eta}_{k-1}^{+1}\tilde{\eta}_{k-1}^{+2}\tilde{\eta}_k^{+1}\tilde{\eta}_k^{+2} = 0. \end{aligned} \quad (4.25)$$

This shows that the minimal form factor is an eigenstate of the transfer matrix with eigenvalue zero, i.e.

$$\mathcal{T}_2(u-v)\mathcal{F}_{2,2}=0. \quad (4.26)$$

Moreover, due to the fact that the monodromy matrix, and therefore also the transfer matrix, commutes through the chain of R operators as discussed above (4.14), the same statement applies to any planar on-shell diagram with an insertion of the minimal form factor (4.7):

$$\mathcal{T}_n(u, \{v_i\})\hat{\mathcal{F}}=0, \quad (4.27)$$

with the constraints on the inhomogeneities given in (4.22). As for amplitudes, the whole argument is in particular valid for vanishing inhomogeneities, i.e. for undeformed form factors:

$$\mathcal{T}_n\mathcal{F}_{n,k}=0. \quad (4.28)$$

Note the similarity to the Yangian invariance condition of scattering amplitudes (4.6): taking the super trace for them shows that they are also eigenstates of the transfer matrix with eigenvalue zero. Equation (4.27) implies that form factors, although not Yangian invariant, are still annihilated by a certain combination of the Yangian generators.

4.3 Generic operators

In the previous section, we have shown that form factors of the stress-tensor super multiplet can be interpreted as eigenvectors of the transfer matrix (4.4) with vanishing eigenvalue. In the following, we want to extend this to all operators. We will study the action of the homogeneous transfer matrix on the minimal form factors of generic single-trace operators, and find that they too are eigenvectors provided that the single-trace operators are chosen as eigenvectors of the spectral problem. Combining this with an R-operator construction similar to the one in the previous section, it follows that all planar on-shell diagrams that include these minimal form factors are also eigenstates of the transfer matrix. In general, these objects should correspond to leading singularities of loop-level form factors. For the purposes of the following discussion it will be convenient to work in components and, in contrast to the rest of this article, we do not employ harmonic superspace variables here.

Generic operators in $\mathcal{N}=4$ SYM theory can be conveniently represented via two sets of bosonic oscillators $\mathbf{a}_i^{\dagger\alpha}$ and $\mathbf{b}_i^{\dagger\dot{\alpha}}$ and one set of fermionic oscillators $\mathbf{d}_i^{\dagger A}$ acting on a suitable vacuum [61, 62]. The oscillators in this oscillator picture transform under $\mathfrak{psu}(2, 2|4)$ in the same way as the super spinor helicity variables λ_i^α , $\tilde{\lambda}_i^{\dot{\alpha}}$ and $\tilde{\eta}_i^A$ and the algebras are formally the same if one identifies

$$\begin{aligned} \mathbf{a}_i^{\dagger\alpha} &\leftrightarrow \lambda_i^\alpha, & \mathbf{b}_i^{\dagger\dot{\alpha}} &\leftrightarrow \tilde{\lambda}_i^{\dot{\alpha}}, & \mathbf{d}_i^{\dagger A} &\leftrightarrow \tilde{\eta}_i^A, \\ \mathbf{a}_{i,\alpha} &\leftrightarrow \partial_{i,\alpha} = \frac{\partial}{\partial \lambda_i^\alpha}, & \mathbf{b}_{i,\dot{\alpha}} &\leftrightarrow \partial_{i,\dot{\alpha}} = \frac{\partial}{\partial \tilde{\lambda}_i^{\dot{\alpha}}}, & \mathbf{d}_{i,A} &\leftrightarrow \partial_{i,A} = \frac{\partial}{\partial \tilde{\eta}_i^A}; \end{aligned} \quad (4.29)$$

see [63] for a detailed comparison of these representations.

In [64], this identification was used to connect the one-loop dilatation operator to the tree-level four-point scattering amplitude based on symmetry considerations. The field-theoretic quantities behind such an identification in the composite operators are actually

form factors. Concretely, it was shown in [19] via an explicit Feynman diagram calculation that the colour-ordered minimal tree-level super form factors of generic single-trace operators \mathcal{O} can be obtained from their representation in the oscillator picture as

$$\mathcal{F}_{\mathcal{O},L}(1, \dots, L; q) = L \delta^4 \left(\sum_{i=1}^L \lambda_i \tilde{\lambda}_i - q \right) \left[\mathcal{O} \left| \begin{array}{l} \mathbf{a}_i^{\dagger\alpha} \rightarrow \lambda_i^\alpha \\ \mathbf{b}_i^{\dagger\dot{\alpha}} \rightarrow \tilde{\lambda}_i^{\dot{\alpha}} \\ \mathbf{d}_i^{\dagger A} \rightarrow \tilde{\eta}_i^A \end{array} \right. \right], \quad (4.30)$$

where L is the number of fields in the single-trace operator which has been translated according to (4.29).

Due to the $\mathfrak{gl}(4|4)$ -invariance of the transfer matrix (4.5), it commutes with any function $f(\sum_{i=1}^L J_i^{AB})$. This in particular implies that it commutes with the momentum-conserving delta function in (4.30), which becomes clear after rewriting

$$\delta^4 \left(\sum_{i=1}^L \lambda_i \tilde{\lambda}_i - q \right) = \int d^4x \, e^{2\pi i (\sum_{i=1}^L \lambda_i \tilde{\lambda}_i - q) \cdot x} \quad (4.31)$$

and recalling that $J_i^{\alpha\dot{\alpha}} = \lambda_i^\alpha \tilde{\lambda}_i^{\dot{\alpha}}$. Thus, the transfer matrix only acts on the operator translated into spinor helicity variables. Translating the spinor helicity variables in the transfer matrix \mathcal{T} to oscillators using (4.29) yields

$$\mathbf{T}(u) = \text{str } \mathbf{L}_L(u) \cdots \mathbf{L}_1(u) \quad \text{with} \quad \mathbf{L}_i(u) = \mathcal{L}_i(u) \left| \begin{array}{l} \partial_{i,\alpha}, \lambda_i^\alpha \rightarrow \mathbf{a}_{i,\alpha}, \mathbf{a}_i^{\dagger\alpha} \\ \partial_{i,\dot{\alpha}}, \tilde{\lambda}_i^{\dot{\alpha}} \rightarrow \mathbf{b}_{i,\dot{\alpha}}, \mathbf{b}_i^{\dagger\dot{\alpha}} \\ \partial_{i,A}, \tilde{\eta}_i^A \rightarrow \mathbf{d}_{i,A}, \mathbf{d}_i^{\dagger A} \end{array} \right. . \quad (4.32)$$

We obtain the relation

$$\mathcal{T}_L(u) \mathcal{F}_{\mathcal{O},L} = \mathcal{F}_{\mathbf{T}_L(u)\mathcal{O},L}, \quad (4.33)$$

where

$$\mathcal{F}_{\mathbf{T}_L(u)\mathcal{O},L} = L \delta^4 \left(\sum_{i=1}^L \lambda_i \tilde{\lambda}_i - q \right) \left[(\mathbf{T}_L(u) \mathcal{O}) \left| \begin{array}{l} \mathbf{a}_i^{\dagger\alpha} \rightarrow \lambda_i^\alpha \\ \mathbf{b}_i^{\dagger\dot{\alpha}} \rightarrow \tilde{\lambda}_i^{\dot{\alpha}} \\ \mathbf{d}_i^{\dagger A} \rightarrow \tilde{\eta}_i^A \end{array} \right. \right]. \quad (4.34)$$

Having expressed the action of the transfer matrix \mathcal{T} on the minimal form factor $\mathcal{F}_{\mathcal{O},L}$ in terms of the transfer matrix \mathbf{T}_L , cf. (4.33), we will now argue that \mathbf{T}_L acts diagonally on \mathcal{O} , i.e.

$$\mathbf{T}_L(u) \mathcal{O} = \mathfrak{t}(u) \mathcal{O}, \quad (4.35)$$

if the state corresponding to the operator \mathcal{O} is an eigenstate of the spin-chain Hamiltonian \mathbf{H} , i.e. the one-loop dilatation operator of $\mathcal{N}=4$ SYM theory. Here, $\mathfrak{t}(u)$ is a polynomial in the spectral parameter u .²⁸ While the particular transfer matrix $\mathbf{T}(u)$ does not contain the spin-chain Hamiltonian \mathbf{H} , it is commonly used to diagonalise the commuting family of operators [65]. Here, we show that for $v_i = 0$ the transfer matrix $\mathbf{T}(u)$ commutes with \mathbf{H} using a criterion by Sutherland [66] and therefore belongs to the same family of commuting operators, see also [67]. This is a consequence of the Yang-Baxter equation

$$\mathbf{R}_{i,i+1}(u) \mathbf{L}_i(u+u') \mathbf{L}_{i+1}(u') = \mathbf{L}_{i+1}(u') \mathbf{L}_i(u+u') \mathbf{R}_{i,i+1}(u) \quad (4.36)$$

²⁸In the framework of the Bethe ansatz, the eigenvalues $\mathfrak{t}(u)$ can be parametrised by the Bethe roots.

studied in [37] where the harmonic R matrix \mathbf{R} was derived, see also [36]. The expansion of the harmonic R matrix contains the Hamiltonian density $\mathcal{H}_{i,i+1}$ at first order in the spectral parameter $\mathbf{R}_{i,i+1}(u) = \mathcal{P}_{i,i+1}(\mathbb{1} + u\mathcal{H}_{i,i+1} + \dots)$, see e.g. [67] as well as [37, 68] where this relation was discussed in relation to $\mathcal{N}=4$ SYM theory. Taking the derivative of (4.36) with respect to u and subsequently multiplying with the permutation operator $\mathcal{P}_{i,i+1}$, we obtain

$$[\mathcal{H}_{i,i+1}, \mathbf{L}_i(u')\mathbf{L}_{i+1}(u')] = \mathbf{L}_i(u') - \mathbf{L}_{i+1}(u'). \quad (4.37)$$

As a consequence, one finds that the Hamiltonian commutes with the transfer matrix

$$[\mathbf{H}, \mathbf{T}(u)] = 0, \quad \text{with} \quad \mathbf{H} = \sum_{i=1}^L \mathcal{H}_{i,i+1}, \quad (4.38)$$

where periodic boundary conditions $\mathcal{H}_{L,L+1} = \mathcal{H}_{L,1}$ are imposed.

Just as for the minimal form factor of the chiral stress-tensor multiplet in section 4.2, we can glue planar on-shell diagrams to the minimal form factor (4.30) using R operators, cf. (4.14). By construction, this part is Yangian invariant and the monodromy matrix can be commuted through the chain of R operators as shown in (4.17). The commutation relations for the transfer matrix built from that monodromy matrix follow immediately after taking the trace in the auxiliary space, see the first step in figure 16. Using (4.33), we find

$$\mathcal{T}_n(u) \hat{\mathcal{F}}_{\mathcal{O},n} = \mathfrak{f}(u) \hat{\mathcal{F}}_{\mathbf{T}_L \mathcal{O},n}, \quad (4.39)$$

where $\mathfrak{f}(u)$ denotes the factors arising from the action of the Lax operators on the vacuum, see (4.12). Finally, from the argument presented above, we find that these generalisations of (4.7) are eigenstates of the transfer matrix \mathcal{T} ,

$$\mathcal{T}_n(u) \hat{\mathcal{F}}_{\mathcal{O},n} = \mathfrak{f}(u) \hat{\mathcal{F}}_{\mathbf{T}_L \mathcal{O},n} = \mathfrak{f}(u) \mathfrak{t}(u) \hat{\mathcal{F}}_{\mathcal{O},n}, \quad (4.40)$$

if the operator satisfies the eigenvalue equation (4.35). This generalises the corresponding identity (4.27) for the stress-tensor super multiplet and can be denoted graphically as shown in figure 16.²⁹

Note that $\hat{\mathcal{F}}_{\mathcal{O},n}$ does not necessarily correspond to a tree-level form factor of the composite operator \mathcal{O} . However, at least some of the on-shell diagrams correspond to leading singularities of loop-level form factors. It would be interesting to see whether general tree-level form factors are eigenstates of the transfer matrix, and whether the identities (4.39) for leading singularities are hints of similar integrability properties at loop level.

5 Conclusion and outlook

In this paper, we have extended many concepts that were developed in the context of the purely on-shell amplitudes to the partially off-shell form factors, focussing on the tree-level form factors of the chiral part of the stress-tensor multiplet as an example.

²⁹In fact, the intermediate state in figure 16 depicts the generalisation of the right hand side of (4.19) to the transfer matrix, which coincides with the intermediate step in (4.40) via (4.33).

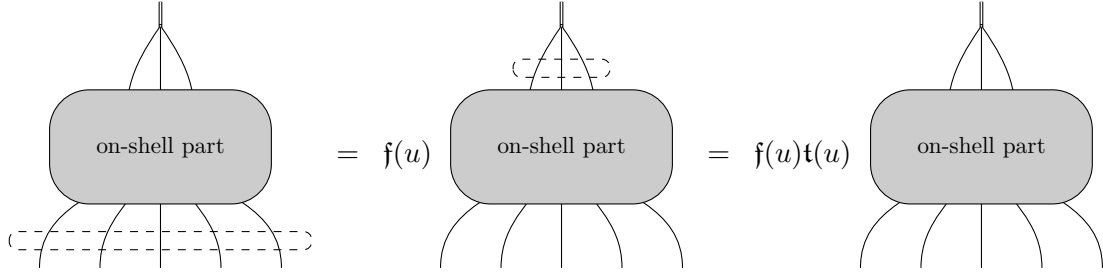


Figure 16: Action of the transfer matrix on an on-shell diagram with an insertion of the minimal form factor of the operator \mathcal{O} .

We have shown that on-shell diagrams can be used to characterise form factors by including the minimal form factor as a further building block in addition to the three-point MHV and $\overline{\text{MHV}}$ amplitudes. Apart from the equivalence moves for amplitudes, this requires a rotation move that reflects the cyclic invariance of the three-point form factors. Moreover, we can extend the concept of a top-cell diagram to form factors. Whereas one top-cell diagram suffices for amplitudes, we require several ones for form factors. We have given a conjecture for the top-cell diagrams for all numbers of on-shell particles n and MHV degree k , which is based on a relation to the amplitude case. We have explicitly checked this conjecture against the known results for all n at MHV level, up to five external points in the NMHV sector and for the simplest example at NNMHV.

Moreover, we have rewritten the previously obtained expressions into the form of a (deformed) Graßmannian integral. As we use two on-shell momenta to parametrise the off-shell momentum of the composite operator, it in general involves the Graßmannian $G(k, n+2)$, where n is the number of external on-shell states. This construction geometrises the (super) momentum conservation and is based on gluing the minimal form factor to the rest of the on-shell diagram. We have obtained the Graßmannian integral in spinor helicity as well as twistor and momentum twistor variables. As can be seen from (3.39) and (3.38), there are significant differences between the Graßmannian integral formulas for scattering amplitudes and form factors. The form in the case of scattering amplitudes is expressed in terms of consecutive cyclic minors labelled by the external particles. The gluing procedure for form factors, however, results in a form that contains minors involving non-consecutive labels as well. Moreover, we use two fictitious on-shell particles to parametrise the off-shell momentum of the operator and hence the minors of the form factor Graßmannian are labelled not just by physical external particles but by two additional ones and it seems generally not possible to disentangle these ones from the rest.

Introducing a central-charge deformation to form factors, we could construct them via R operators in analogy to the amplitude case. While amplitudes are Yangian invariant and hence eigenvectors of the monodromy matrix, the behaviour of general n -point form factors when acting with the monodromy matrix is entirely determined by its residual action on the minimal form factor and hence the corresponding Yangian, see figure 15. In order to

obtain an eigenvalue equation for the form factor, we have taken the super trace of the homogeneous monodromy matrix, which yields the homogeneous transfer matrix. In particular, we find that the minimal form factor of the stress-tensor super multiplet is annihilated by this transfer matrix, which contains a subset of the Yangian generators. This equation is shown in (4.28). Our construction of the n -point tree-level form factors of the chiral part of the stress-tensor multiplet via the integrability-inspired method of R operators shows that they satisfy (4.28) as well. Furthermore, we have shown that the minimal form factors of all operators can be interpreted as eigenstates of the homogeneous transfer matrix and established a connection between the integrable structure of the spin chain that appeared in the spectral problem and the one that appeared in the study of tree-level amplitudes. Finally, we have argued that the minimal form factor of generic operators can always be dressed with a chain of R operators without spoiling the eigenvalue equation with respect to the transfer matrix, see (4.39). The resulting objects can be interpreted as leading singularities of loop-level form factors.

The results discussed in this work open up very interesting directions of future research. Our construction of the form factor top-cell diagram uses the corresponding diagram from scattering amplitudes with a box replaced with the minimal form factor, see (3.3). This construction has worked in all our examples and can be proven for individual BCFW terms, but it is desirable to have a general proof that the conjectures (3.3) and (3.38), (3.39) for the top-cell diagrams and the corresponding Grassmannian integrals for all N^k MHV form factors indeed produce all possible BCFW terms.

As mentioned earlier, we have tested our Grassmannian formula with known results based on case studies. For the examples we have checked, we could determine the combination of the residues which gives the correct tree-level form factors, but it would be very interesting to find a general prediction of a contour which gives the right combination. For the scattering amplitudes, such a contour was determined by the twistor string theory formulation of scattering amplitudes [69–71], which leads to the question whether form factors also have an interpretation in terms of an underlying twistor string theory. The presence of non-consecutive minors as well as the fact that we have multiple top-cell diagrams makes the classification of residues a more formidable problem.

So far, a deeper understanding of the geometry of the Grassmannian formulation is missing. In particular, it would be interesting to see whether the form in (3.38) follows from a modified notion of positivity.

Another fruitful direction to pursue would be to extend our result to loop level and to obtain a “formfactorhedron” as a counterpart to the amplituhedron [72]. It is known that even for planar form factors at two-loop level we need Feynman diagrams that are non-planar after removing the minimal form factor. It will be interesting to see how such apparent non-planarity for loop-level form factor plays a role in the on-shell diagrams and Grassmannian formulation.³⁰ Moreover, there has been very interesting progress in study-

³⁰For a discussion of non-planar on-shell diagrams for amplitudes, see [73–77]. In particular, non-consecutive minors also appear in this context.

ing loop-level correlation functions in $\mathcal{N} = 4$ SYM theory using the Lagrangian insertion techniques [78] and it may be interesting to understand a similar picture for form factors at loop level, or to investigate whether the minimal form factor insertions even have a direct interpretation within this framework.

While we have focused on the form factor of the chiral part of the stress-tensor super multiplet in first half of this paper, we are convinced that our results can be extended to general operators; in particular to operators that are non-protected and have a length $L \geq 3$.

We expect that the minimal form factor allows for deformations consistent with the deformation introduced through the R operators. The resulting eigenvalue equation for the inhomogeneous transfer matrix suggest that any given on-shell diagram with an insertion of a deformed minimal form factor is fully characterised by the inhomogeneities and Bethe roots and as such can be determined using Bethe ansatz methods along the lines of [36]. Hopefully, this will yield a uniform description of the observables of planar $\mathcal{N} = 4$ SYM theory as an integrable model at weak coupling and beyond, see also the recent and very promising approach in [79, 80]. Constructing the form factors as solutions to (4.39) at loop level should in particular yield an integrability-based approach to the eigenvalues and eigenvectors of the dilatation operator.³¹ While the eigenvalues can be obtained to very high loop orders via integrability, the corresponding eigenvectors are only known to one-loop order for generic operators.

Going beyond form factors, it would be very interesting to glue the on-shell diagrams of form factors together to obtain on-shell diagrams for correlations functions, which are purely off-shell objects. The results of [13] suggest that this is meaningful at least at the level of leading singularities.

Finally, it would be interesting to extend our results to other theories. In particular, both form factors [82–85] as well as (deformed) on-shell diagrams and Grassmannians [41, 86, 87] were already studied in ABJM theory [88] and could be combined as was done in this paper for $\mathcal{N} = 4$ SYM theory.

Acknowledgements

It is a pleasure to thank Nils Kanning and Gregor Richter for initial collaboration and discussions. We are grateful to Matthias Staudacher for comments on the manuscript. We would like to thank Burkhard Eden, Paul Heslop, Tomasz Łukowski, Brenda Penante and Gang Yang for helpful discussions. DM thanks the Caltech Particle Theory group for their hospitality during a crucial stage of preparation of this work and DN and MW thank the C.N. Yang Institute for Theoretical Physics SUNY Stonybrook for their hospitality where parts of this work was done. DM, DN and MW acknowledge the support of the Marie Curie International Research Staff Exchange Network UNIFY of the European Union’s Seventh Framework Programme [FP7-People-2010-IRSES] under Grant Agreement No 269217,

³¹An interesting approach toward the construction of the eigenvectors was pursued in [81]. It is based on objects that are in some respects more general and in others more special than form factors of composite operators, namely special kinematic limits of minimal form factors of light-ray operators.

which made the above visits possible. DM is supported by GK 1504 “*Masse, Spektrum, Symmetrie*”. This work was supported in part by the SFB 647 “*Raum-Zeit-Materie. Analytische und Geometrische Strukturen*” and by the Marie Curie network GATIS (gatis.desy.eu) of the European Union’s Seventh Framework Programme FP7/2007-2013/ under REA Grant Agreement No 317089. MW dankt der Studienstiftung des deutschen Volkes für ein Promotionsförderstipendium.

References

- [1] H. Elvang and Y.-t. Huang, “Scattering Amplitudes,” [arXiv:1308.1697 \[hep-th\]](#).
- [2] J. M. Henn and J. C. Plefka, “Scattering Amplitudes in Gauge Theories,” *Lect.Notes Phys.* **883** (2014) 1–195.
- [3] N. Beisert *et al.*, “Review of AdS/CFT Integrability: An Overview,” *Lett.Math.Phys.* **99** (2012) 3–32, [arXiv:1012.3982 \[hep-th\]](#).
- [4] W. van Neerven, “Infrared Behavior of On-shell Form-factors in a $\mathcal{N} = 4$ Supersymmetric Yang-Mills Field Theory,” *Z.Phys.* **C30** (1986) 595.
- [5] A. Brandhuber, B. Spence, G. Travaglini, and G. Yang, “Form Factors in $\mathcal{N} = 4$ Super Yang-Mills and Periodic Wilson Loops,” *JHEP* **1101** (2011) 134, [arXiv:1011.1899 \[hep-th\]](#).
- [6] L. Bork, D. Kazakov, and G. Vartanov, “On form factors in $\mathcal{N} = 4$ SYM,” *JHEP* **1102** (2011) 063, [arXiv:1011.2440 \[hep-th\]](#).
- [7] A. Brandhuber, O. Gürdogan, R. Mooney, G. Travaglini, and G. Yang, “Harmony of Super Form Factors,” *JHEP* **1110** (2011) 046, [arXiv:1107.5067 \[hep-th\]](#).
- [8] L. Bork, D. Kazakov, and G. Vartanov, “On MHV Form Factors in Superspace for $\mathcal{N} = 4$ SYM Theory,” *JHEP* **1110** (2011) 133, [arXiv:1107.5551 \[hep-th\]](#).
- [9] J. M. Henn, S. Moch, and S. G. Naculich, “Form factors and scattering amplitudes in $\mathcal{N} = 4$ SYM in dimensional and massive regularizations,” *JHEP* **1112** (2011) 024, [arXiv:1109.5057 \[hep-th\]](#).
- [10] T. Gehrmann, J. M. Henn, and T. Huber, “The three-loop form factor in $\mathcal{N} = 4$ super Yang-Mills,” *JHEP* **1203** (2012) 101, [arXiv:1112.4524 \[hep-th\]](#).
- [11] A. Brandhuber, G. Travaglini, and G. Yang, “Analytic two-loop form factors in $\mathcal{N} = 4$ SYM,” *JHEP* **1205** (2012) 082, [arXiv:1201.4170 \[hep-th\]](#).
- [12] L. Bork, “On NMHV form factors in $\mathcal{N} = 4$ SYM theory from generalized unitarity,” *JHEP* **1301** (2013) 049, [arXiv:1203.2596 \[hep-th\]](#).
- [13] O. T. Engelund and R. Roiban, “Correlation functions of local composite operators from generalized unitarity,” *JHEP* **1303** (2013) 172, [arXiv:1209.0227 \[hep-th\]](#).
- [14] H. Johansson, D. A. Kosower, and K. J. Larsen, “Two-Loop Maximal Unitarity with External Masses,” *Phys.Rev.* **D87** no. 2, (2013) 025030, [arXiv:1208.1754 \[hep-th\]](#).
- [15] R. H. Boels, B. A. Kniehl, O. V. Tarasov, and G. Yang, “Color-kinematic Duality for Form Factors,” *JHEP* **1302** (2013) 063, [arXiv:1211.7028 \[hep-th\]](#).
- [16] B. Penante, B. Spence, G. Travaglini, and C. Wen, “On super form factors of half-BPS operators in $\mathcal{N} = 4$ super Yang-Mills,” *JHEP* **1404** (2014) 083, [arXiv:1402.1300 \[hep-th\]](#).

- [17] A. Brandhuber, B. Penante, G. Travaglini, and C. Wen, “The last of the simple remainders,” *JHEP* **1408** (2014) 100, [arXiv:1406.1443 \[hep-th\]](#).
- [18] L. Bork, “On form factors in $\mathcal{N} = 4$ SYM theory and polytopes,” *JHEP* **1412** (2014) 111, [arXiv:1407.5568 \[hep-th\]](#).
- [19] M. Wilhelm, “Amplitudes, Form Factors and the Dilatation Operator in $\mathcal{N} = 4$ SYM Theory,” *JHEP* **1502** (2015) 149, [arXiv:1410.6309 \[hep-th\]](#).
- [20] D. Nandan, C. Sieg, M. Wilhelm, and G. Yang, “Cutting through form factors and cross sections of non-protected operators in $\mathcal{N} = 4$ SYM,” *JHEP* **06** (2015) 156, [arXiv:1410.8485 \[hep-th\]](#).
- [21] F. Loebbert, D. Nandan, C. Sieg, M. Wilhelm, and G. Yang, “On-Shell Methods for the Two-Loop Dilatation Operator and Finite Remainders,” *JHEP* **10** (2015) 012, [arXiv:1504.06323 \[hep-th\]](#).
- [22] L. F. Alday and J. Maldacena, “Comments on gluon scattering amplitudes via AdS/CFT,” *JHEP* **0711** (2007) 068, [arXiv:0710.1060 \[hep-th\]](#).
- [23] J. Maldacena and A. Zhiboedov, “Form factors at strong coupling via a Y-system,” *JHEP* **1011** (2010) 104, [arXiv:1009.1139 \[hep-th\]](#).
- [24] Z. Gao and G. Yang, “Y-system for form factors at strong coupling in AdS_5 and with multi-operator insertions in AdS_3 ,” *JHEP* **1306** (2013) 105, [arXiv:1303.2668 \[hep-th\]](#).
- [25] R. Britto, F. Cachazo, and B. Feng, “New recursion relations for tree amplitudes of gluons,” *Nucl.Phys.* **B715** (2005) 499–522, [arXiv:hep-th/0412308 \[hep-th\]](#).
- [26] R. Britto, F. Cachazo, B. Feng, and E. Witten, “Direct proof of tree-level recursion relation in Yang-Mills theory,” *Phys.Rev.Lett.* **94** (2005) 181602, [arXiv:hep-th/0501052 \[hep-th\]](#).
- [27] F. Cachazo, P. Svrcek, and E. Witten, “MHV vertices and tree amplitudes in gauge theory,” *JHEP* **0409** (2004) 006, [arXiv:hep-th/0403047 \[hep-th\]](#).
- [28] Z. Bern, L. J. Dixon, D. C. Dunbar, and D. A. Kosower, “One loop n point gauge theory amplitudes, unitarity and collinear limits,” *Nucl.Phys.* **B425** (1994) 217–260, [arXiv:hep-ph/9403226 \[hep-ph\]](#).
- [29] Z. Bern, L. J. Dixon, D. C. Dunbar, and D. A. Kosower, “Fusing gauge theory tree amplitudes into loop amplitudes,” *Nucl.Phys.* **B435** (1995) 59–101, [arXiv:hep-ph/9409265 \[hep-ph\]](#).
- [30] R. Britto, F. Cachazo, and B. Feng, “Generalized unitarity and one-loop amplitudes in $\mathcal{N} = 4$ super-Yang-Mills,” *Nucl.Phys.* **B725** (2005) 275–305, [arXiv:hep-th/0412103 \[hep-th\]](#).
- [31] N. Arkani-Hamed, J. L. Bourjaily, F. Cachazo, A. B. Goncharov, A. Postnikov, and J. Trnka, “Scattering Amplitudes and the Positive Grassmannian,” [arXiv:1212.5605 \[hep-th\]](#).
- [32] N. Arkani-Hamed, F. Cachazo, C. Cheung, and J. Kaplan, “A Duality For The S Matrix,” *JHEP* **1003** (2010) 020, [arXiv:0907.5418 \[hep-th\]](#).
- [33] L. Mason and D. Skinner, “Dual Superconformal Invariance, Momentum Twistors and Grassmannians,” *JHEP* **0911** (2009) 045, [arXiv:0909.0250 \[hep-th\]](#).
- [34] N. Arkani-Hamed, F. Cachazo, and C. Cheung, “The Grassmannian Origin Of Dual Superconformal Invariance,” *JHEP* **1003** (2010) 036, [arXiv:0909.0483 \[hep-th\]](#).

- [35] D. Chicherin, S. Derkachov, and R. Kirschner, “Yang-Baxter operators and scattering amplitudes in $\mathcal{N} = 4$ super-Yang-Mills theory,” *Nucl.Phys.* **B881** (2014) 467–501, [arXiv:1309.5748 \[hep-th\]](#).
- [36] R. Frassek, N. Kanning, Y. Ko, and M. Staudacher, “Bethe Ansatz for Yangian Invariants: Towards Super Yang-Mills Scattering Amplitudes,” *Nucl.Phys.* **B883** (2014) 373–424, [arXiv:1312.1693 \[math-ph\]](#).
- [37] L. Ferro, T. Łukowski, C. Meneghelli, J. Plefka, and M. Staudacher, “Spectral Parameters for Scattering Amplitudes in $\mathcal{N} = 4$ Super Yang-Mills Theory,” *JHEP* **1401** (2014) 094, [arXiv:1308.3494 \[hep-th\]](#).
- [38] N. Beisert, J. Broedel, and M. Rosso, “On Yangian-invariant regularization of deformed on-shell diagrams in $\mathcal{N} = 4$ super-Yang-Mills theory,” *J.Phys.* **A47** (2014) 365402, [arXiv:1401.7274 \[hep-th\]](#).
- [39] J. Broedel, M. de Leeuw, and M. Rosso, “A dictionary between R-operators, on-shell graphs and Yangian algebras,” *JHEP* **1406** (2014) 170, [arXiv:1403.3670 \[hep-th\]](#).
- [40] N. Kanning, T. Lukowski, and M. Staudacher, “A shortcut to general tree-level scattering amplitudes in $\mathcal{N} = 4$ SYM via integrability,” *Fortsch.Phys.* **62** (2014) 556–572, [arXiv:1403.3382 \[hep-th\]](#).
- [41] T. Bargheer, Y.-t. Huang, F. Loebbert, and M. Yamazaki, “Integrable Amplitude Deformations for $\mathcal{N} = 4$ Super Yang-Mills and ABJM Theory,” *Phys.Rev.* **D91** no. 2, (2015) 026004, [arXiv:1407.4449 \[hep-th\]](#).
- [42] L. Ferro, T. Łukowski, and M. Staudacher, “ $\mathcal{N} = 4$ scattering amplitudes and the deformed Grassmannian,” *Nucl. Phys.* **B889** (2014) 192–206, [arXiv:1407.6736 \[hep-th\]](#).
- [43] J. M. Drummond, J. M. Henn, and J. Plefka, “Yangian symmetry of scattering amplitudes in $\mathcal{N} = 4$ super Yang-Mills theory,” *JHEP* **0905** (2009) 046, [arXiv:0902.2987 \[hep-th\]](#).
- [44] J. Drummond, J. Henn, G. Korchemsky, and E. Sokatchev, “Dual superconformal symmetry of scattering amplitudes in $\mathcal{N} = 4$ super-Yang-Mills theory,” *Nucl.Phys.* **B828** (2010) 317–374, [arXiv:0807.1095 \[hep-th\]](#).
- [45] L. Koster, V. Mitev, and M. Staudacher, “A Twistorial Approach to Integrability in $\mathcal{N} = 4$ SYM,” *Fortsch. Phys.* **63** no. 2, (2015) 142–147, [arXiv:1410.6310 \[hep-th\]](#).
- [46] A. Brandhuber, B. Penante, G. Travaglini, and D. Young, “Integrability and MHV diagrams in $\mathcal{N} = 4$ supersymmetric Yang-Mills theory,” *Phys. Rev. Lett.* **114** (2015) 071602, [arXiv:1412.1019 \[hep-th\]](#).
- [47] A. Brandhuber, B. Penante, G. Travaglini, and D. Young, “Integrability and unitarity,” *JHEP* **05** (2015) 005, [arXiv:1502.06627 \[hep-th\]](#).
- [48] L. V. Bork and A. I. Onishchenko, “On soft theorems and form factors in $\mathcal{N} = 4$ SYM theory,” *JHEP* **12** (2015) 030, [arXiv:1506.07551 \[hep-th\]](#).
- [49] G. Hartwell and P. S. Howe, “(N, p, q) harmonic superspace,” *Int.J.Mod.Phys.* **A10** (1995) 3901–3920, [arXiv:hep-th/9412147 \[hep-th\]](#).
- [50] B. Eden, P. Heslop, G. P. Korchemsky, and E. Sokatchev, “The super-correlator/super-amplitude duality: Part I,” *Nucl.Phys.* **B869** (2013) 329–377, [arXiv:1103.3714 \[hep-th\]](#).
- [51] N. Arkani-Hamed, F. Cachazo, C. Cheung, and J. Kaplan, “The S-Matrix in Twistor Space,” *JHEP* **1003** (2010) 110, [arXiv:0903.2110 \[hep-th\]](#).

- [52] N. Arkani-Hamed, J. L. Bourjaily, F. Cachazo, S. Caron-Huot, and J. Trnka, “The All-Loop Integrand For Scattering Amplitudes in Planar $\mathcal{N} = 4$ SYM,” *JHEP* **01** (2011) 041, [arXiv:1008.2958 \[hep-th\]](#).
- [53] M. Bullimore, “Inverse Soft Factors and Grassmannian Residues,” *JHEP* **01** (2011) 055, [arXiv:1008.3110 \[hep-th\]](#).
- [54] D. Nandan and C. Wen, “Generating All Tree Amplitudes in $\mathcal{N} = 4$ SYM by Inverse Soft Limit,” *JHEP* **1208** (2012) 040, [arXiv:1204.4841 \[hep-th\]](#).
- [55] L. Ferro, T. Lukowski, C. Meneghelli, J. Plefka, and M. Staudacher, “Harmonic R-matrices for Scattering Amplitudes and Spectral Regularization,” *Phys.Rev.Lett.* **110** no. 12, (2013) 121602, [arXiv:1212.0850 \[hep-th\]](#).
- [56] J. L. Bourjaily, “Positroids, Plabic Graphs, and Scattering Amplitudes in Mathematica,” [arXiv:1212.6974 \[hep-th\]](#).
- [57] T. M. Olson, “Orientations of BCFW Charts on the Grassmannian,” *JHEP* **08** (2015) 120, [arXiv:1411.6363 \[hep-th\]](#).
- [58] E. Witten, “Perturbative gauge theory as a string theory in twistor space,” *Commun.Math.Phys.* **252** (2004) 189–258, [arXiv:hep-th/0312171 \[hep-th\]](#).
- [59] H. Elvang, Y.-t. Huang, C. Keeler, T. Lam, T. M. Olson, S. B. Roland, and D. E. Speyer, “Grassmannians for scattering amplitudes in 4d $\mathcal{N} = 4$ SYM and 3d ABJM,” *JHEP* **1412** (2014) 181, [arXiv:1410.0621 \[hep-th\]](#).
- [60] A. Hodges, “Eliminating spurious poles from gauge-theoretic amplitudes,” *JHEP* **1305** (2013) 135, [arXiv:0905.1473 \[hep-th\]](#).
- [61] M. Gunaydin, D. Minic, and M. Zagermann, “4-D doubleton conformal theories, CPT and IIB string on $\text{AdS}(5) \times S^5$,” *Nucl.Phys.* **B534** (1998) 96–120, [arXiv:hep-th/9806042 \[hep-th\]](#).
- [62] N. Beisert, “The complete one loop dilatation operator of $\mathcal{N} = 4$ superYang-Mills theory,” *Nucl.Phys.* **B676** (2004) 3–42, [arXiv:hep-th/0307015 \[hep-th\]](#).
- [63] N. Beisert, “On Yangian Symmetry in Planar $\mathcal{N} = 4$ SYM,” [arXiv:1004.5423 \[hep-th\]](#).
- [64] B. I. Zwiebel, “From Scattering Amplitudes to the Dilatation Generator in $\mathcal{N} = 4$ SYM,” *J.Phys.* **A45** (2012) 115401, [arXiv:1111.0083 \[hep-th\]](#).
- [65] L. Faddeev, “How algebraic Bethe ansatz works for integrable model,” [arXiv:hep-th/9605187 \[hep-th\]](#).
- [66] B. Sutherland, “Exact Solution of a Two-Dimensional Model for Hydrogen-Bonded Crystals,” *Phys. Rev. Lett.* **19** (Jul, 1967) 103–104.
- [67] E. Sklyanin, “Quantum inverse scattering method. Selected topics,” [arXiv:hep-th/9211111 \[hep-th\]](#).
- [68] Y. Kazama, S. Komatsu, and T. Nishimura, “On the singlet projector and the monodromy relation for $\text{psu}(2, 2|4)$ spin chains and reduction to subsectors,” *JHEP* **09** (2015) 183, [arXiv:1506.03203 \[hep-th\]](#).
- [69] D. Nandan, A. Volovich, and C. Wen, “A Grassmannian Etude in NMHV Minors,” *JHEP* **1007** (2010) 061, [arXiv:0912.3705 \[hep-th\]](#).
- [70] N. Arkani-Hamed, J. Bourjaily, F. Cachazo, and J. Trnka, “Unification of Residues and Grassmannian Dualities,” *JHEP* **1101** (2011) 049, [arXiv:0912.4912 \[hep-th\]](#).

- [71] J. L. Bourjaily, J. Trnka, A. Volovich, and C. Wen, “The Grassmannian and the Twistor String: Connecting All Trees in $\mathcal{N} = 4$ SYM,” *JHEP* **1101** (2011) 038, [arXiv:1006.1899 \[hep-th\]](#).
- [72] N. Arkani-Hamed and J. Trnka, “The Amplituhedron,” *JHEP* **1410** (2014) 30, [arXiv:1312.2007 \[hep-th\]](#).
- [73] N. Arkani-Hamed, J. L. Bourjaily, F. Cachazo, and J. Trnka, “Singularity Structure of Maximally Supersymmetric Scattering Amplitudes,” *Phys.Rev.Lett.* **113** no. 26, (2014) 261603, [arXiv:1410.0354 \[hep-th\]](#).
- [74] N. Arkani-Hamed, J. L. Bourjaily, F. Cachazo, A. Postnikov, and J. Trnka, “On-Shell Structures of MHV Amplitudes Beyond the Planar Limit,” *JHEP* **06** (2015) 179, [arXiv:1412.8475 \[hep-th\]](#).
- [75] B. Chen, G. Chen, Y.-K. E. Cheung, Y. Li, R. Xie, and Y. Xin, “Nonplanar On-shell Diagrams and Leading Singularities of Scattering Amplitudes,” [arXiv:1411.3889 \[hep-th\]](#).
- [76] S. Franco, D. Galloni, B. Penante, and C. Wen, “Non-Planar On-Shell Diagrams,” *JHEP* **06** (2015) 199, [arXiv:1502.02034 \[hep-th\]](#).
- [77] B. Chen, G. Chen, Y.-K. E. Cheung, R. Xie, and Y. Xin, “Top-forms of Leading Singularities in Nonplanar Multi-loop Amplitudes,” [arXiv:1506.02880 \[hep-th\]](#).
- [78] B. Eden, G. P. Korchemsky, and E. Sokatchev, “From correlation functions to scattering amplitudes,” *JHEP* **1112** (2011) 002, [arXiv:1007.3246 \[hep-th\]](#).
- [79] B. Basso, A. Sever, and P. Vieira, “Spacetime and Flux Tube S-Matrices at Finite Coupling for $\mathcal{N} = 4$ Supersymmetric Yang-Mills Theory,” *Phys.Rev.Lett.* **111** no. 9, (2013) 091602, [arXiv:1303.1396 \[hep-th\]](#).
- [80] B. Basso, S. Komatsu, and P. Vieira, “Structure Constants and Integrable Bootstrap in Planar $\mathcal{N} = 4$ SYM Theory,” [arXiv:1505.06745 \[hep-th\]](#).
- [81] S. Derkachov, G. Korchemsky, and A. Manashov, “Dual conformal symmetry on the light-cone,” *Nucl.Phys.* **B886** (2014) 1102–1127, [arXiv:1306.5951 \[hep-th\]](#).
- [82] A. Brandhuber, Ö. Gürdoğan, D. Korres, R. Mooney, and G. Travaglini, “Two-loop Sudakov Form Factor in ABJM,” *JHEP* **1311** (2013) 022, [arXiv:1305.2421 \[hep-th\]](#).
- [83] D. Young, “Form Factors of Chiral Primary Operators at Two Loops in ABJ(M),” *JHEP* **1306** (2013) 049, [arXiv:1305.2422 \[hep-th\]](#).
- [84] L. Bianchi and M. S. Bianchi, “Nonplanarity through unitarity in the ABJM theory,” *Phys.Rev.* **D89** no. 12, (2014) 125002, [arXiv:1311.6464 \[hep-th\]](#).
- [85] M. S. Bianchi, M. Leoni, M. Leoni, A. Mauri, S. Penati, and A. Santambrogio, “ABJM amplitudes and WL at finite N ,” *JHEP* **1309** (2013) 114, [arXiv:1306.3243 \[hep-th\]](#).
- [86] Y.-T. Huang and C. Wen, “ABJM amplitudes and the positive orthogonal grassmannian,” *JHEP* **02** (2014) 104, [arXiv:1309.3252 \[hep-th\]](#).
- [87] Y.-t. Huang, C. Wen, and D. Xie, “The Positive orthogonal Grassmannian and loop amplitudes of ABJM,” *J. Phys.* **A47** no. 47, (2014) 474008, [arXiv:1402.1479 \[hep-th\]](#).
- [88] O. Aharony, O. Bergman, D. L. Jafferis, and J. Maldacena, “ $\mathcal{N} = 6$ superconformal Chern-Simons-matter theories, M2-branes and their gravity duals,” *JHEP* **0810** (2008) 091, [arXiv:0806.1218 \[hep-th\]](#).