

Pyrolysis kinetics of Melon (*Citrullus colocynthis L.*) seed husk

Bemgba Bevan Nyakuma

Centre for Hydrogen Energy, Institute of Future Energy,
Universiti Teknologi Malaysia, 81310 UTM Skudai, Johor Babru, Malaysia.

*Corresponding author Email: bbnyax1@gmail.com, bnbevan2@live.utm.my

Abstract

This study is aimed at investigating the thermochemical fuel characteristics and kinetic decomposition of melon seed husks (MSH) under inert (pyrolysis) conditions. The calorific value, elemental composition, proximate analyses and thermal kinetics of MSH was examined. The kinetic parameters; activation energy E and frequency factor A for MSH decomposition under pyrolysis conditions were determined using the *Kissinger* and isoconversional *Flynn-Wall-Ozawa* (FWO) methods. The values of E for MSH ranged from 146.81 to 296 kJ/mol at degrees of conversion $\alpha = 0.15$ to 0.60 for FWO. The decomposition of MSH process was fastest at $\alpha = 0.15$ and slowest at $\alpha = 0.60$ with average E and A values of 192.96 kJ/mol and $2.86 \times 10^{26} \text{ min}^{-1}$, respectively at correlation values of 0.9847. The kinetic values of MSH using the *Kissinger* method are $E = 161.26$ kJ/mol and frequency factor, $A = 2.08 \times 10^{10} \text{ min}^{-1}$ with the correlation value, $R^2 = 0.9958$. The results indicate that MSH possesses important characteristics of a potential solid biofuel (SBF) for future thermochemical applications in clean energy and power generation.

Keywords: Biofuel, Pyrolysis, Kinetics, Melon, Seed, Husks

Introduction

Melon (*Citrullus colocynthis L.*) is an important oil seed and perennial cash crop widely cultivated in many parts of Africa. The vegetable oil extracted from melon seed is primarily used for domestic consumption although medicinal uses [1, 2] and industrial applications for biodiesel [3, 4], soap, detergents and margarine production, have been reported. In addition, the seed cake is a rich source of protein and minerals for livestock feeds and nutritional supplements [5]. Conversely, the extraction of vegetable oil from melon seeds produces enormous quantities of lignocellulosic waste commonly called *melon seed husk* (MSH). Currently, MSH is combusted in open air or dumped in refuse dumps and landfill sites thereby exacerbating the prevalence of greenhouse gases (GHG) and environmental burden of pollutant emissions on the environment [6, 7]. The utilization of MSH for water treatment, compost material, soil remediation, and weed suppressants is widely reported in literature [8-10].

Consequently, there is an urgent need to explore more efficient routes for the valorization of agricultural waste such as MSH for future clean bioenergy applications. The lignocellulosic nature of MSH indicates it is a potentially sustainable solid biofuel feedstock (SBF) for solid (biochar), liquid and gaseous biofuels production via torrefaction, pyrolysis, and gasification technologies [11]. However, the utilization of MSH for clean biofuels, green chemicals and other bioenergy applications has not been exploited comprehensively. This is largely due to the lack of comprehensive understanding on thermochemical fuel properties of lignocellulosic waste essential for design calculations and process optimization of thermochemical conversion processes. Thermogravimetric analysis (TGA) is one of the most widely utilized analytic techniques for investigating the thermochemical fuel properties and thermal decomposition behaviour of lignocellulosic waste. Data from TGA can be employed by scientists, engineers and policy makers

to efficiently make decisions regarding feedstock materials, cost analysis, process equipment design and optimization of biomass thermal conversion systems.

Therefore, this study is aimed at investigating the thermal decomposition kinetics of MSH under pyrolysis conditions using thermogravimetric analysis (TGA). The study also presents an overview of the thermochemical fuel properties of MSH and its potential as a sustainable solid biofuel feedstock for future applications in biomass thermal conversion systems.

Experimental

Materials and Methods

Melon seeds were purchased from a local market in Nigeria and dehulled to obtain the husks investigated in this study. The dry melon seed husks (MSH) were milled in rotary dry miller and sieved using a 250 μm sieve to obtain homogenous sized particles. The pulverised MSH was subsequently characterised via ultimate analysis, proximate analysis and bomb calorimetry to determine the elemental composition, fuel properties and calorific value respectively. The ultimate analysis was determined in the Vario EL MicrocubeTM CHNS analyser using ASTM D5291 method. Proximate analysis was investigated by ASTM standard techniques E871, E872 and D1102 for moisture, volatiles and ash content respectively while fixed carbon was determined by difference. The heating value of the fuel was determined using an IKA C2000 bomb calorimeter. The results for thermochemical properties of MSH are presented in Table 1.

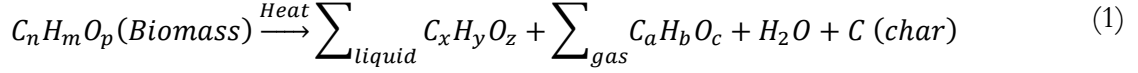
Table 1: Proximate and Ultimate analysis of MSH

Element	Symbol	Composition (wt %)
Carbon	C	51.80
Hydrogen	H	6.67
Nitrogen	N	0.85
Sulphur	S	0.40
Oxygen	O	40.28
Heating Value (HHV)	HHV MJ/kg	21.78
Moisture	M	7.53
Volatile Matter	VM	79.52
Ash	A	1.50
Fixed Carbon	FC	18.99
Volatiles-Fixed carbon ratio	VM/FC	4.19

The thermal analysis of MSH was examined by thermogravimetric analysis in the Netzsch 209 F3 TG analyser. Approximately 8 mg of MSH was heated in an aluminum crucible from room temperature to 800 °C and heating rates of 5, 10, 20 °C per min under nitrogen atmosphere. The thermograms of MSH were analysed using the proprietary ProteusTM Netzsch thermal analysis software. The resulting TG-DTG data (not presented here) was applied to the *Kissinger*, and *Flynn-Wall-Ozawa (FWO)* models to investigate to determine the kinetic parameters for MSH under pyrolysis conditions for degrees of conversion, $\alpha = 0.15$ to 0.60.

Kinetic theory

Biomass pyrolysis involves the thermal conversion of biomaterials in the absence of air or oxygen to produce liquid, gas and solid (biochar). The general equation of biomass pyrolysis is described by the generic equation [11];



The one step global model for the pyrolysis of biomass is assumed to occur according to Eq 1. Conversely, the rate of pyrolytic decomposition of biomass can be described by the expression;

$$\frac{d\alpha}{dt} = k(T)f(\alpha) \quad (2)$$

Where α - degree of conversion; t , time; $f(\alpha)$ the reaction model and $k(T)$ is temperature dependent rate constant given by the Arrhenius relation expressed as;

$$k(T) = Ae^{-E/RT} \quad (3)$$

Where the terms; E , T , R , and A represent the activation energy in $kJ\ mol^{-1}$, absolute temperature in K , molar gas constant in $J\ mol^{-1}K^{-1}$ and frequency factor in min^{-1} .

Furthermore, the reaction model and its derivative form $f(\alpha)$ can be applied to describe the pyrolytic decomposition of biomass assuming a reaction order denoted as, n , based on the expression;

$$f(\alpha) = (1 - \alpha)^n \quad (4)$$

Consequently, the weight loss (α) of the biomass materials during thermal decomposition is defined by the expression;

$$\alpha = \frac{m_i - m_a}{m_i - m_f} \quad (5)$$

Where the terms m_i , m_a , and m_f represent the initial mass, actual mass at time, t , and final mass of the biomass material at the end of the process, respectively.

Hence, by substituting Eq.s 3 and 4 into Eq.2 an expression for the pyrolysis of biomass materials can be deduced;

$$\frac{d\alpha}{dt} = Ae^{-E/RT}(1 - \alpha)^n \quad (6)$$

For the thermal decomposition of biomass materials at linear heating rate, $\beta = dT/dt$, under non-isothermal thermogravimetric analysis, Eq. 6 can be re-written as;

$$\frac{d\alpha}{(1 - \alpha)^n} = \frac{A}{\beta} e^{-E/RT} dT \quad (7)$$

Consequently the kinetics of biomass pyrolytic decomposition can be analysed from the numerical solutions of integrating Eq.7, using the model free kinetics of *Flynn-Wall-Ozawa* (FWO) [12].

Kissinger Method

The Kissinger method can be utilised to determine the kinetic parameters by plotting the terms $\ln(\beta/T_m^2)$ against $1000/T_m$ given in this expression [13];

$$\ln\left(\frac{\beta}{T_m^2}\right) = \ln\left(\frac{AR}{E}\right) - \frac{E}{RT_m} \quad (8)$$

The kinetic parameters E and A can be determined from the slope $-E/R$ and intercept $\ln(AR/E)$ of the curve respectively.

Flynn-Wall-Ozawa (FWO) Method

The FWO method determines the kinetic parameters from the plots of $\ln(\beta)$ against $1000/T$ presented in the expression [12, 14];

$$\ln(\beta) = \ln\left(\frac{A_\alpha E_\alpha}{Rg_\alpha}\right) - 5.331 - 1.052 \frac{E_\alpha}{RT_{\alpha i}} \quad (9)$$

Consequently, the activation energy E and the frequency factor A can be deduced from the slope given by $-1.052E/R$ and intercept of the curve, respectively.

Results and Discussion

Kinetic Analysis

Figures 1 and 2 present plots for the kinetic analysis of MSH using the *Kissinger* and *Flynn-Wall-Ozawa* methods, respectively. By applying Eq. 8, the kinetic parameters E and A for MSH were calculated from the peak decomposition temperatures; 332.60 °C, 346.50 °C and 358.20 °C of MSH at the heating rates of 5, 10, 20 °C per min using the *Kissinger* method.

Consequently, the kinetic parameters E and A were deduced from the slope and intercept of the plot lines in Fig 1. The values for activation energy, $E = 161.26$ kJ/mol and frequency factor, $A = 2.08 \times 10^{10} \text{ min}^{-1}$ with the correlation value, $R^2 = 0.9958$. The Kissinger method has been applied in literature to investigate the thermokinetics of biomass [15].

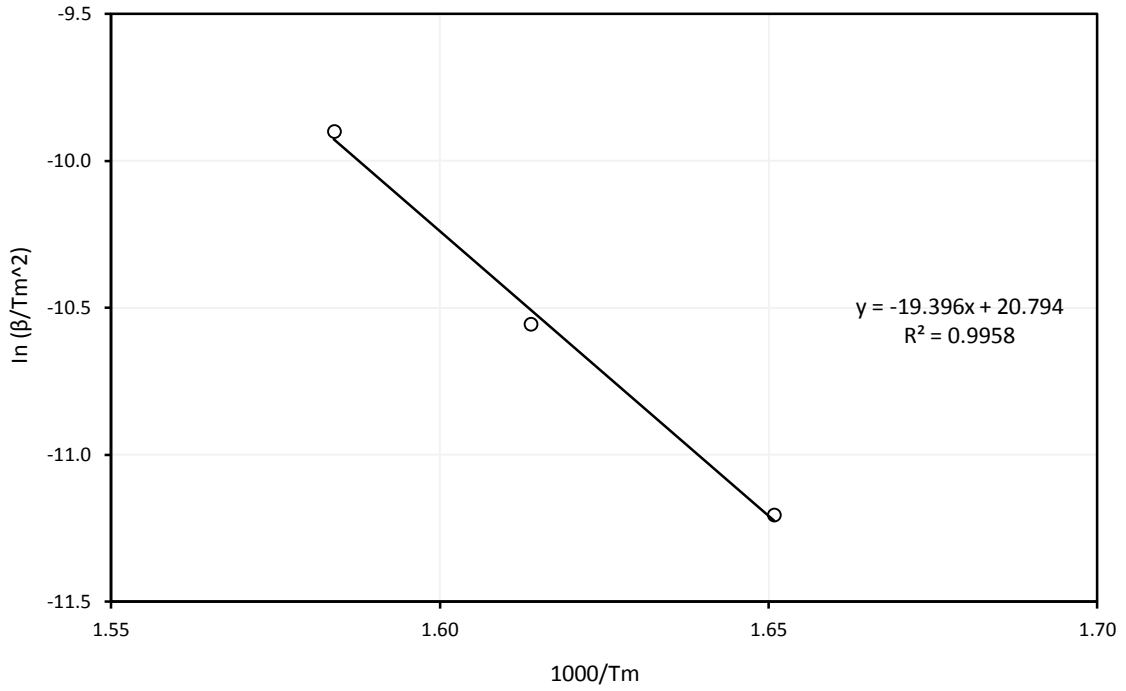


Figure 1: Kinetic plots for the *Kissinger* method.

Figure 2 represents the kinetic plots for MSH using the FWO method for degrees of conversion $\alpha = 0.05$ to 0.60 at heating rates of $5, 10,$ and $20\text{ }^\circ\text{C per min}$ from room temperature to $800\text{ }^\circ\text{C}$.

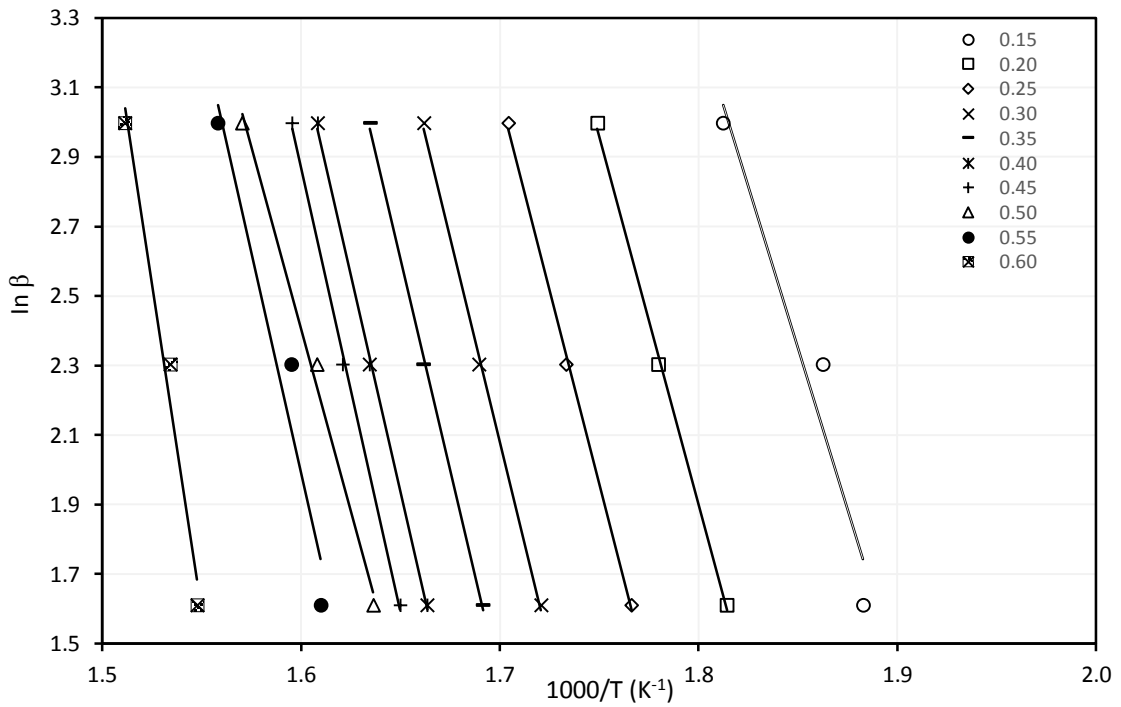


Figure 2: Kinetic plots for *Flynn-Wall-Ozawa* (FWO) method.

As can be observed in Fig. 2, the kinetic plots for MSH for the degrees of conversion $\alpha = 0.5$ to 0.60 using the FWO method are parallel to each other, which suggests that the order and mechanism of

thermal decomposition reactions of MSH are similar. It is generally agreed that the one step global model for biomass kinetic decomposition is assumed to be first order [16] as defined in Eq. 1 [11]. Table 2 presents the kinetic parameters for MSH calculated from the slope and intercept of the kinetic plots of FWO in Fig.2 obtained at high correlation values.

Table 2: Kinetic parameters for MSH from the FWO method.

α	R^2	E (kJ/mol)	A (min ⁻¹)
0.15	0.9422	146.81	1.56 x 10 ¹⁷
0.20	0.9988	167.35	4.81 x 10 ¹⁸
0.25	0.9989	176.42	1.39 x 10 ¹⁹
0.30	0.9989	185.73	4.02 x 10 ¹⁹
0.35	0.9989	192.06	8.14 x 10 ¹⁹
0.40	0.9989	198.51	1.65 x 10 ²⁰
0.45	0.9980	201.77	2.35 x 10 ²⁰
0.50	0.9933	165.39	7.68 x 10 ¹⁶
0.55	0.9416	199.58	6.22 x 10 ¹⁹
0.60	0.9773	296.00	2.86 x 10 ²⁷
Average	0.9847	192.96	2.86 x 10²⁶

The values of E for the fuel observably increased from $\alpha = 0.15$ ($E = 146.81$ kJ/mol) to $\alpha = 0.45$ ($E = 201.77$ kJ/mol) decreased at 0.5 before increasing to 296 kJ/mol which marks the highest activation observed during the thermal analysis of MSH. This indicates that the decomposition of MSH is slowest at $\alpha = 0.60$ while the process is fast at $\alpha = 0.15$. Overall the average value for activation energy, E is 192.96 kJ/mol, frequency factor, A is 2.86×10^{26} min⁻¹, at correlation values of 0.9847.

In comparison, the average kinetic values of MSH using FWO are clearly higher than values from the *Kissinger* method $E = 161.26$ kJ/mol and frequency factor, $A = 2.08 \times 10^{10}$ min⁻¹ with the correlation value, $R^2 = 0.9958$. This may be due to the fact that the *Kissinger* method only accounts for the maximum peak decomposition temperature (T_{max}) of the fuel compared to extensive temperature range (based on degree of conversions) of the isoconversional FWO method. Overall, the parametric kinetic values of MSH fall are in good agreement with the range of values reported for biomass in literature [17].

Conclusion

The study was aimed at investigating the thermochemical fuel and kinetic decomposition characteristics of melon seed husks (MSH) under inert (pyrolysis) conditions. The elemental composition, proximate analyses, calorific value and thermal decomposition kinetics of MSH was examined using the *Kissinger* and *Flynn-Wall-Ozawa* methods. The results indicated that the average parametric kinetic values of MSH using FWO method were higher than the *Kissinger* method. This can be ascribed to the isoconversional nature of the FWO method over an extensive temperature range (based on degree of conversions) compared to the maximum peak decomposition temperature (T_{max}) of *Kissinger* method. The parametric kinetic values were observed to be in good agreement with literature values for other biomass. The findings of the study also indicate that MSH possesses important characteristics of a potential solid biofuel (SBF) for utilization in future thermochemical applications for clean bioenergy generation.

References

1. Jarret RL, Levy IJ. Oil and Fatty Acid Contents in Seed of *Citrullus lanatus* Schrad. *Journal of Agricultural and Food Chemistry*. 2012;60(20):5199-204. doi:10.1021/jf300046f.
2. Oluba OM, Eidangbe GO, Ojeh GC, Idonije BO. Palm and Egusi melon oils lower serum and liver lipid profile and improve antioxidant activity in rats fed a high fat diet. *International Journal of Medicine and Medical Sciences*. 2011;3(2):47-51.
3. Giwa S, Abdullah LC, Adam NM. Investigating "Egusi"(*Citrullus colocynthis* L.) seed oil as potential biodiesel feedstock. *Energies*. 2010;3(4):607-18.
4. Giwa SO, Chuah LA, Adam NM. Fuel properties and rheological behavior of biodiesel from egusi (*Colocynthis citrullus* L.) seed kernel oil. *Fuel Processing Technology*. 2014;122(0):42-8. doi:<http://dx.doi.org/10.1016/j.fuproc.2014.01.014>.
5. Ugwumba C. Allocative Efficiency of Egusi' Melon (*Colocynthis citrullus lanatus*) Production Inputs in Owerri West Local Government Area of Imo State, Nigeria. *Journal Agricultural Science*. 2010;1(1):95-100.
6. Ogbe A, George G. Nutritional and Anti-nutrient Composition of Melon Husks: Potential as Feed Ingredient in Poultry Diet. *Research Journal of Chemical Sciences*. 2012;2231:606X.
7. Nyakuma BB. Solid biofuel potential of *Acacia mangium* leaves: PeerJ PrePrints2015. Report No.: 2167-9843.
8. Achigan-Dako EG, Fagbemissi R, Avohou HT, Vodouhe RS, Coulibaly O, Ahanchede A. Importance and practices of Egusi crops (*Citrullus lanatus* (Thunb.) Matsum. & Nakai, *Cucumeropsis mannii* Naudin and *Lagenaria siceraria* (Molina) Standl. cv. 'Aklamkpa') in sociolinguistic areas in Benin. *Biotechnol Agron Soc Environ*. 2008;12(4):393-403.
9. Foo K, Hameed B. Preparation and characterization of activated carbon from melon (*Citrullus vulgaris*) seed hull by microwave-induced NaOH activation. *Desalination and Water Treatment*. 2012;47(1-3):130-8.
10. Okieimen F, Onyenkpa V. Removal of heavy metal ions from aqueous solutions with melon (*Citrullus vulgaris*) seed husks. *Biological Wastes*. 1989;29(1):11-6.
11. Basu P. Biomass gasification and pyrolysis: practical design and theory. Academic press; 2010.
12. Flynn JH, Wall LA. A quick, direct method for the determination of activation energy from thermogravimetric data. *Journal of Polymer Science Part B: Polymer Letters*. 1966;4(5):323-8. doi:10.1002/pol.1966.110040504.
13. Kissinger HE. Variation of peak temperature with heating rate in differential thermal analysis. *Journal of Research of the National Bureau of Standards*. 1956;57(4):217-21.
14. Ozawa T. A New Method of Analyzing Thermogravimetric Data. *Bulletin of the Chemical Society of Japan*. 1965;38(11):1881-6. doi:10.1246/bcsj.38.1881.
15. Ledakowicz S, Stolarek P. Kinetics of biomass thermal decomposition. *CHEMICAL PAPERS-SLOVAK ACADEMY OF SCIENCES*. 2003;56(6):378-81.
16. Slopiecka K, Bartocci P, Fantozzi F. Thermogravimetric analysis and kinetic study of poplar wood pyrolysis. *Applied Energy*. 2012;97:491-7. doi:10.1016/j.apenergy.2011.12.056.
17. Sun WG, Zhao H, Yan HX, Sun BB, Dong SS, Zhang CW et al. The Pyrolysis Characteristics and Kinetics of Jerusalem artichoke Stalk Using Thermogravimetric Analysis. *Energy Sources, Part A: Recovery, Utilization, and Environmental Effects*. 2012;34(7):626-35. doi:10.1080/15567036.2011.615006.