

A Discriminative Representation of Convolutional Features for Indoor Scene Recognition

S. H. Khan, M. Hayat, M. Bennamoun, *Member, IEEE*, R. Togneri, and F. Sohel, *Senior Member, IEEE*

Abstract—Indoor scene recognition is a multi-faceted and challenging problem due to the diverse intra-class variations and the confusing inter-class similarities. This paper presents a novel approach which exploits rich mid-level convolutional features to categorize indoor scenes. Traditionally used convolutional features preserve the global spatial structure, which is a desirable property for general object recognition. However, we argue that this structuredness is not much helpful when we have large variations in scene layouts, e.g., in indoor scenes. We propose to transform the structured convolutional activations to another highly discriminative feature space. The representation in the transformed space not only incorporates the discriminative aspects of the target dataset, but it also encodes the features in terms of the general object categories that are present in indoor scenes. To this end, we introduce a new large-scale dataset of 1300 object categories which are commonly present in indoor scenes. Our proposed approach achieves a significant performance boost over previous state of the art approaches on five major scene classification datasets.

Index Terms—Scene classification, convolutional neural networks, indoor objects dataset, feature representations, dictionary learning, sparse coding

I. INTRODUCTION

This paper proposes a novel method which captures the discriminative aspects of an indoor scene to correctly predict its semantic category (e.g., bedroom, kitchen etc.). This categorization can greatly assist in context aware object and action recognition, object localization, robotic navigation and manipulation [48], [49]. However, owing to the large variabilities between images of the same class and the confusing similarities between images of different classes, the automatic categorization of indoor scenes is a very challenging problem [34], [49]. Consider, for example, the images shown in Fig. 1. The images of the top row (Fig. 1 a) belong to the same class ‘bookstore’ and exhibit a large data variability in the form of object occlusions, cluttered regions, pose changes and varying appearances. The images in the bottom row (Fig. 1 b) are of three different classes and have large visual similarities. A high performance classification system should therefore be able to cope with the inherently challenging nature of indoor scenes.

To deal with the challenges of indoor scenes, previous works [6], [18], [24], [28], [34] propose to encode either



Fig. 1: ‘Where am I located indoors?’, we want to answer this question by assigning a semantic class label to a given color image. An indoor scene categorization framework must take into account high intra-class variability and should be able to tackle confusing inter-class similarities. This paper introduces a methodology to achieve these challenging requisites. (example images from MIT-67 dataset)

local or global spatial and appearance information. In this paper, we argue that neither of those two representations provide the best answer to effectively handle indoor scenes. The global representations are unable to model the subtle details, and the low-level local representations cannot capture object-to-object relations and the global structures [20], [34], [40]. We therefore devise mid-level representations that carry the necessary intermediate level of detail. These mid-level representations neither ignore the local cues nor lose the important scene structure and object category relationships.

Our proposed mid-level representations are derived from densely and uniformly extracted image patches. In order to extract a rich feature representation from these patches, we use deep Convolutional Neural Networks (CNNs). CNNs provide excellent generic mid-level feature representations and have recently shown great promise for large-scale classification and detection tasks [3], [10], [30], [36]. They however tend to preserve the global spatial structure of the images [52], which is not desirable when there are large intra-class variations e.g., in the case of indoor scene categorization (Fig. 1). We therefore propose a method to discount this global spatial structure, while simultaneously retaining the intermediate scene structure which is necessary to model the mid-level scene elements. For

S. H. Khan, M. Hayat, M. Bennamoun and F. Sohel are with the School of Computer Science and Software Engineering (CSSE), University of Western Australia, Crawley, 6009. E-mail: {salman.khan, munawar.hayat, mohammed.bennamoun, ferdous.sohel}@uwa.edu.au

R. Togneri is with the School of Electrical, Electronics and Computer Engineering (EECE), University of Western Australia, Crawley, 6009. E-mail: roberto.togneri@uwa.edu.au

this purpose, we encode the extracted mid-level representations in terms of their association with codebooks¹ of Scene Representative Patches (SRPs). This enhances the robustness of the convolutional feature representations, while keeping intact their discriminative power.

It is interesting to note that some previous works hint towards the incorporation of ‘wide context’ [16], [20], [50] for scene categorization. Such high-level context-aware reasoning has been shown to improve the classification performance. However in this work, we show that for the case of highly variant indoor-scenes, mid-level context relationships prove to be the most decisive factor in classification. The intermediate level of the scene details help in learning the subtle differences in the scene composition and its constituent objects. In contrast, global structure patterns can confuse the learning/classification algorithm due to the high inter-class similarities (Sec. IV-C).

As opposed to existing feature encoding schemes, we propose to form multiple codebooks of SRPs. We demonstrate that forming multiple smaller codebooks (instead of one large codebook) proves to be more efficient and produces a better performance (Sec. IV-D). Another key aspect of our feature encoding approach is the combination of supervised and unsupervised SRPs in our codebooks. The unsupervised SRPs are collected from the training data itself, while the supervised SRPs are extracted from a newly introduced dataset of ‘Object Categories in Indoor Scenes’ (OCIS). The supervised SRPs provide semantically meaningful information, while the unsupervised SRPs relate more to the discriminative aspects of the different scenes that are present in the target dataset. The efficacy of the proposed approach is demonstrated through extensive experiments on five challenging scene classification datasets. Our experimental results show that the proposed approach consistently achieves state of the art performance.

The **major contributions** of this paper are: **1).** We propose a new mid-level feature representation for indoor scene categorization using large-scale deep neural nets (Sec. III), **2)** Our feature description incorporates not only the discriminative patches of the target dataset but also the general object categories that are semantically meaningful (Sec. III-C), **3).** We collect the first large-scale dataset of object categories that are commonly present in indoor scenes. This dataset contains more than 1300 indoor object classes (Sec. IV-A), **4).** To improve the efficiency and performance of our approach, we propose to generate multiple smaller codebooks and a feasible feature encoding (Sec. III-C), and **5).** We introduce a novel method to encode feature associations using max-margin hyper-planes (Sec. III-D).

II. RELATED WORK

Based upon the level of image description, existing scene classification techniques can be categorized into three types: **1).** those which capture low level appearance cues, **2).** those which capture the high level spatial structure of the scene and **3).** those which capture mid-level relationships. The techniques which capture low-level appearance cues [6], [18] perform

poorly on the majority of indoor scene types since they fail to incorporate the high level spatial information. The techniques which model the human perceptible global spatial envelope [28] also fail to cope with the high variability of indoor scenes. The main reason for the low performance of these approaches is their neglect of the fine-grained objects, which are important for the task of scene classification.

Considering the need to extract global features as well as the characteristics of the constituent objects, Quattoni et al. [34] and Pandey et al. [32] represented a scene as a combination of root nodes (which capture the global characteristics of the scene) and a set of regions of interest (which capture the local object characteristics). However, the manual or automatic identification of these regions of interest makes their approach indirect and thus complicates the scene classification task. Another example of indirect approach to scene recognition is the one proposed by Gupta et al. [9], where the grouping, segmentation and labeling outcomes are combined to recognize scenes. Learned mid-level patches are employed for scene categorization by Juneja et al. [13], Doersch et al. [4] and Sun et al. [41]. However these works involve a lot of effort in learning the distinctive primitives which includes a discriminative patch ranking and selection. In contrast, our mid-level representation does not require any learning. Instead, we uniformly extract the mid-level patches densely from the images and show that these perform best when combined with supervised object representations.

Deep Convolutional Neural Networks have recently shown great promise in large-scale visual recognition and classification [3], [15], [31], [36], [53]. Although CNN features have demonstrated their discriminative power for images with one or multiple instances of the same object, they do preserve the spatial structure of the image, which is not desirable when dealing with the variability of indoor scenes [10]. CNN architectures involve max-pooling operations to deal with the local spatial variability in the form of rotation and translation [15]. However, these operations are not sufficient to cope with the large-scale deformations of objects and parts that are commonly present in indoor scenes [10], [53]. In this work, we propose a novel representation which is robust to variations in the spatial structure of indoor scenes. It represents an image in terms of the association of its mid-level patches with the codebooks of the SRPs.

III. THE PROPOSED METHOD

The block diagram of our proposed pipeline called ‘Deep Un-structured Convolutional Activations (DUCA)’ is shown in Fig 2. Our proposed method first densely and uniformly extracts mid-level patches (Sec III-A), represents them by their convolutional activations (Sec III-B) and then encodes them in terms of their association with the codebooks of SRPs (Sec III-D), which are generated in supervised and unsupervised manners (Sec III-C). The detailed description of each component of the proposed pipeline is presented next.

A. Dense Patch Extraction

To deal with the high variability of indoor scenes, we propose to extract mid-level instead of global [28] or local

¹A codebook is a collection of distinctive mid-level patches.

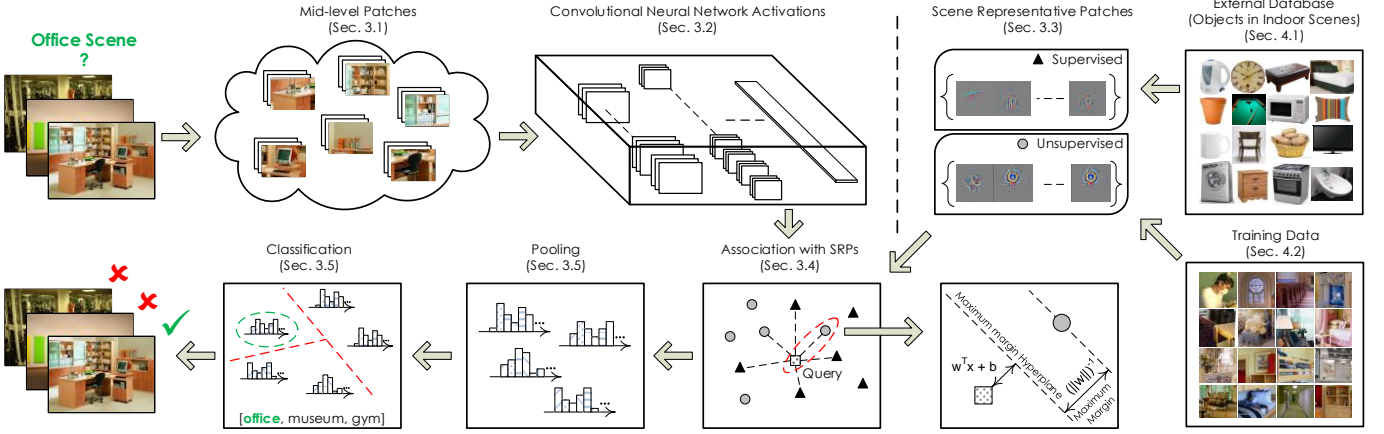


Fig. 2: Deep Un-structured Convolutional Activations: Given an input image, we extract from it dense mid-level patches, represent the extracted patches by their convolutional activations and encode them in terms of their association with the codebooks of Scene Representative Patches (SRPs). The designed codebooks have both supervised and unsupervised SRPs. The resulting associations are then pooled and the class belonging decisions are predicted using a linear classifier.

[6], [18] feature representations. Mid-level representations do not ignore object level relationships and the discriminative appearance based local cues (unlike the high level global descriptors), and do not ignore the holistic shape and scene structure information (unlike the low level local descriptors). For each image, we extract dense mid-level patches using a sliding window of 224×224 pixels with a fixed step size of 32. In order to extract a reasonable number of patches, the smaller dimension of the image is re-scaled to an appropriate length (700 pixels in our case). Note that the idea of dense patch extraction is analogous to dense key-point extraction [27], which has shown very promising performance over well-designed key-point extraction methods in a number of tasks (e.g., action recognition [46]).

Before the dense patch extraction, we augment the images of the dataset with their flipped, cropped and rotated versions to enhance generalization of our feature representation. First, five cropped images (four from the corners and one from the center) of $\frac{2}{3}$ size are extracted from the original image. Each original image is also subjected to CW and CCW rotations of $\frac{\pi}{6}$ radians and the resulting images are included in the augmented set. The horizontally flipped versions of all these eight images (1 original + 5 cropped + 2 rotated) are also included. The proposed data augmentation results in a reasonable performance boost (see Sec. IV-D).

B. Convolutional Feature Representations

We need to map the raw image patches to a discriminative feature space where scene categories are easily separable. For this purpose, instead of using shallow or local feature representations, we use the convolutional activations from a trained deep CNN architecture. Learned representations based on CNNs have significantly outperformed hand-crafted representations in nearly all major computer vision tasks [3], [11]. Our CNN architecture is similar to the ‘AlexNet’ [15] (trained on ILSVRC 2012) and consists of 5 convolutional and 3 fully-connected layers. The main difference compared

to AlexNet is the dense connections between each pair of consecutive layers in the 8-layered network (in our case). The densely and uniformly extracted patches from the images, are fed to the network’s input layer after mean normalization. The processed output from the network is taken from an intermediate fully connected layer (7th layer). The resulting feature representation of each mid-level patch has a dimension of 4096.

Although, CNN activations capture rich discriminative information, they are inherently highly structured. The main reason is the sequence of operations involved in the hierarchical layers of CNN which preserve the global spatial structure of the image. This constraining structure is a limitation when dealing with highly variable indoor scene images. To address this, we propose to encode our patches (represented by their convolutional activations) to an alternate feature space which turns out to be even more discriminative (Sec. III-D). Specifically, an image is encoded in terms of the association of its extracted patches with the codebooks of the Scene Representative Patches (SRPs).

C. Scene Representative Patches (SRPs)

An indoor scene is a collection of several distinct objects and concepts. We are interested in extracting a set of image patches of these objects and concepts, which we call ‘Scene Representative Patches’ (SRPs). The SRPs can then be used as elements of a codebook to characterize any instance of an indoor scene. Examples of these patches for a bedroom scene include a bed, wardrobe, sofa or a table. Designing a comprehensive codebook of these patches is a very challenging task. There can be two possible solutions: **first**, automatically learn to discover a number of discriminative patches from the training data and **second**, manually prepare an exhaustive vocabulary of all objects which can be present in indoor scenes. These solutions are quite demanding. First, because of the possibility of a very large number of objects, and second, this may require automatic object detection, localization or

distinctive patch selection, which in itself is very challenging and computationally expensive.

In this work, we propose a novel approach to compile a comprehensive set of SRPs. Our proposed approach avoids the drawbacks of the above mentioned strategies and successfully combines their strengths i.e., it is computationally very efficient while being highly discriminative and semantically meaningful. Our set of SRPs has two main components, compiled in a *supervised* and an *unsupervised* manner. These components are described next.

1) *Supervised SRPs*: A codebook of supervised SRPs is generated from images of well known object categories expected to be present in a particular indoor scene (e.g., a microwave in a kitchen, a chair in a classroom). The codebook contains human-understandable elements which carry well-defined semantic meanings (similar to attributes [5] or object banks [20]). In this regard, we introduce the first large-scale database of objects categories in indoor scenes (Sec. IV-A). The introduced database includes an extensive set of indoor objects (more than 1300). The codebook of supervised SRPs is generated from images of the database by extracting dense mid-level patches after re-sizing the smallest dimension of each image to 256 pixels. The number of SRPs in the compiled codebook is equal to the object categories in the OCIS database. For this purpose, in the feature space, each SRP is a max-pooled version of convolutional activations (Sec III-B) of all the mid-level patches extracted from that object category. The supervised codebook is then used in Sec. III-D to characterize a given scene image in terms of its constituent objects.

2) *Unsupervised SRPs*: The codebook of unsupervised SRPs is generated from the patches extracted from the training data. First, we densely and uniformly extract patches from training images by following the procedure described in Sec. III-A. The SRPs can then be generated from these patches using any unsupervised clustering technique. However, in our case, we randomly sample the patches as our unsupervised SRPs. This is because, we are dealing with a very large number of extracted patches and an unsupervised clustering can be computationally prohibitive. We demonstrate in our experiments (Sec. IV-C, IV-D) that random sampling does not cause any noticeable performance degradation, while achieving significant computational advantages.

Ideally, the codebook of SRPs should be all-inclusive and cover all discriminative aspects of indoor scenes. One might therefore expect a large number of SRPs in order to cover all the possible aspects of various scene categories. While this is indeed the case, feature encoding from a single large codebook would be computationally burdensome (Sec. IV-D). We therefore propose to generate multiple codebooks of relatively smaller sizes. The association vectors from each of these codebooks can then be concatenated to generate a high dimensional feature vector. This guarantees the incorporation of a large number of SRPs at a low computational cost. To this end, we generate three unsupervised codebooks, each with 3000 SRPs. The codebook size was selected empirically on a small validation set.

The SRPs in the supervised codebook are semantically

meaningful, however, they do not include all possible aspects of the different scene categories. The unsupervised codebook compensates this shortcoming and complements the supervised codebook. The combinations of both supervised and unsupervised codebooks, results therefore in an improved discrimination and accuracy (see Sec. IV-D).

D. Feature Encoding from SRPs

Given an RGB image $I \in \mathbb{R}^{H \times W \times 3}$, our task is to find its feature representation in terms of the previously generated codebooks of SRPs (Sec. III-C1 and III-C2). For this purpose, we first densely extract patches $\{x^{(i)} \in \mathbb{R}^{224 \times 224 \times 3}\}_{i=1}^N$ from the image using the procedure explained in Sec. III-A. Next, the patches are represented by their convolutional activations as discussed in Sec. III-B. The patches are then encoded in terms of their association with the SRPs of the codebooks. The following two strategies are devised for this purpose.

1) *Sparse Linear Coding*: Let $X \in \mathbb{R}^{4096 \times m}$ be a codebook of m SRPs, a mid-level patch $x^{(i)}$ is sparsely reconstructed from the SRPs of the codebook using:

$$\min_{f^{(i)}} \left\| X f^{(i)} - x^{(i)} \right\|_2 + \lambda \left\| f^{(i)} \right\|_1. \quad (1)$$

λ is the regularization constant. The sparse coefficient vector $f^{(i)}$ is then used as the final feature representation of the patch.

2) *Proposed Classifier Similarity Metric Coding*: We propose a new soft encoding method which uses the maximum margin hyper-planes to measure feature associations. Given a codebook of m SRPs, we train m linear binary one-vs-all SVMs. An SVM finds the maximum margin hyperplane which optimally discriminates an SRP from all others. Let $W \in \mathbb{R}^{4096 \times m}$ be the learnt weight matrix of all learnt SVMs. A patch $x^{(i)}$ can then be encoded in terms of the trained SVMs using: $f^{(i)} = W^T x^{(i)}$. Since we have multiple codebooks (K in total), the patch $x^{(i)}$ is separately encoded from all of them. The final representation of $x^{(i)}$ is then achieved by concatenating the encoded feature representation from all codebooks into a single feature vector $f^{(i)} = [f_1^{(i)} f_2^{(i)} \dots f_K^{(i)}]$.

E. Classification

The encoded feature representations from all mid-level patches of the image are finally pooled to produce the overall feature representation of the image. Two commonly used pooling strategies (mean pooling and max pooling) are explored in our experiments (see Sec. IV-D). Finally, in order to perform classification, we use one-vs-one linear SVMs.

$$\min_{\mathbf{w}} \frac{1}{2} \mathbf{w} \mathbf{w}^T + C \sum_i \left(\max(0, 1 - y^{(i)} \mathbf{w}^T f^{(i)}) \right)^2. \quad (2)$$

Where \mathbf{w} is the normal vector to the learned max-margin hyper-plane, C is the regularization parameter and $y^{(i)}$ is the binary class label of the feature vector $f^{(i)}$.



Fig. 5: Example images from the ‘Object Categories in Indoor Scenes’ dataset. This dataset contains a diverse set of object classes with different sizes and scales (e.g, *Alcove* and *Melon*). Each category includes a rich set of images with differences in appearance, shape, viewpoint and background.

MIT-67 Indoor Scenes Dataset			
Method	Accuracy (%)	Method	Accuracy (%)
ROI + GIST [CVPR’09] [34]	26.1	OTC [ECCV’14] [24]	47.3
MM-Scene [NIPS’10] [55]	28.3	Discriminative Patches [ECCV’12] [40]	49.4
SPM [CVPR’06] [18]	34.4	ISPR [CVPR’14] [23]	50.1
Object Bank [NIPS’10] [20]	37.6	D-Parts [ICCV’13] [41]	51.4
RBoW [CVPR’12] [33]	37.9	VC + VQ [CVPR’13] [22]	52.3
Weakly Supervised DPM [ICCV’11] [32]	43.1	IFV [CVPR’13] [13]	60.8
SPMSM [ECCV’12] [17]	44.0	MLRep [NIPS’13] [4]	64.0
LPR-LIN [ECCV’12] [37]	44.8	CNN-MOP [ECCV’14] [8]	68.9
BoP [CVPR’13] [13]	46.1	CNNaug-SVM [CVPRw’14] [35]	69.0
Hybrid Parts + GIST + SP [ECCV’12] [54]	47.2	Proposed DUCA	71.8

TABLE I: Mean accuracy on the MIT-67 Indoor Scenes Dataset. Comparisons with the previous state-of-the-art methods are also shown. Our approach performs best in comparison to techniques which use a single or multiple feature representations.

15 Category Scene Dataset			
Method	Accuracy(%)	Method	Accuracy (%)
GIST-color [IJCV’01] [28]	69.5	ISPR [CVPR’14] [23]	85.1
RBoW [CVPR’12] [33]	78.6	VC + VQ [CVPR’13] [22]	85.4
Classemes [ECCV’10] [43]	80.6	LMLF [CVPR’10] [2]	85.6
Object Bank [NIPS’10] [20]	80.9	LPR-RBF [ECCV’12] [37]	85.8
SPM [CVPR’06] [18]	81.4	Hybrid Parts + GIST + SP [ECCV’12] [54]	86.3
SPMSM [ECCV’12] [17]	82.3	CENTRIST+LCC+Boosting [CVPR’11] [51]	87.8
LCSR [CVPR’12] [38]	82.7	RSP [ECCV’12] [12]	88.1
SP-pLSA [PAMI’08] [1]	83.7	IFV [45]	89.2
CENTRIST [PAMI’11] [48]	83.9	LScSPM [CVPR’10] [7]	89.7
HIK [ICCV’09] [47]	84.1		
OTC [ECCV’14] [24]	84.4	Proposed DUCA	94.5

TABLE II: Mean accuracy on the 15 Category Scene Dataset. Comparisons with the previous best techniques are also shown.

C. Experimental Results

The quantitative results of the proposed method for the task of indoor scene categorization are presented in Tables I, II and IV. The proposed method achieves the highest classification rate on all three datasets. Compared with the existing state of the art, a relative performance increment of 4.1%, 5.4% and 1.3% is achieved for MIT-67, Scene-15 and NYU datasets respectively. Amongst the compared methods, the mid-level feature representation based methods [4], [40], [41] perform better than the others. Our proposed mid-level features based method not only outperforms their accuracy but is also computationally efficient (e.g., [4] takes weeks to train several part detectors). Furthermore, once compared with

existing methods, our proposed method uses a lower dimensional feature representation for classification (e.g., the Juneja et al. [13] Improved Fisher Vector (IFV) has dimensionality $> 200K$; the Gong et al. [8] MOP representation has $> 12K$).

In addition to indoor scene classification, we also evaluate our approach on other scene classification tasks where large variations and deformations are present. To this end, we report the classification results on the UIUC 8-Sports dataset and the Graz-02 dataset (see Tables III and V). It is interesting to note that the Graz-02 dataset contains heavy clutter, pose and scale variations (e.g., for some ‘car’ images only 5% of the pixels are covered by the *car* in a scene). Our approach achieved high accuracies of 98.7% and 98.6% respectively on the UIUC 8-

UIUC 8-Sports Dataset	
Method	Accuracy (%)
GIST-color [IJCV'01] [28]	70.7
MM-Scene [NIPS'10] [55]	71.7
Graphical Model [ICCV'07] [19]	73.4
Object Bank [NIPS'10] [20]	76.3
Object Attributes [ECCV'12] [21]	77.9
CENTRIST [PAMI'11] [48]	78.2
RSP [ECCV'12] [12]	79.6
SPM [CVPR'06] [18]	81.8
SPMSM [ECCV'12] [17]	83.0
Classemes [ECCV'10] [43]	84.2
HIK [ICCV'09] [47]	84.2
LSsPM [CVPR'10] [7]	85.3
LPR-RBF [ECCV'12] [37]	86.2
Hybrid Parts + GIST + SP [ECCV'12] [54]	87.2
LCSR [CVPR'12] [38]	87.2
VC + VQ [CVPR'13] [22]	88.4
IFV [45]	90.8
ISPR [CVPR'14] [23]	89.5
Proposed DUCA	98.7

TABLE III: Mean accuracy on the UIUC 8-Sports Dataset.

NYU Indoor Scenes Dataset	
Method	Accuracy (%)
BoW-SIFT [ICCVw'11] [39]	55.2
RGB-LLC [TC'13] [42]	78.1
RGB-LLC-RPSL [TC'13] [42]	79.5
Proposed DUCA	80.6

TABLE IV: Mean Accuracy for the NYU v1 Dataset.

Sports and Graz-02 datasets. These performances are 10.2% and 12.6% higher than the previous best methods on UIUC 8-Sports and Graz-02 datasets respectively.

The class-wise classification accuracies of the MIT-67, UIUC 8-Sports, Scene-15 and NYU datasets are shown in the form of confusion matrices in Fig. 7 and 9 respectively. Note the very strong diagonal in all confusion matrices. The majority (> 90%) of the mistakes are made for the closely related classes e.g., *coast-opencountry* (Fig. 7a), *croquet-bocce* (Fig. 7b), *bedroom-livingroom* (Fig. 7c), *dentaloffice-operatingroom* (Fig. 9) and *library-bookstore* (Fig. 9). We also show examples of miss-classified images in Fig. 6. The results show that the

Graz-02 Dataset				
	Cars	People	Bikes	Overall
OLB [SCIA'05] [29]	70.7	81.0	76.5	76.1
VQ [ICCV'07] [44]	80.2	85.2	89.5	85.0
ERC-F [PAMI'08] [26]	79.9	-	84.4	82.1
TSD-IB [BMVC'11] [14]	87.5	85.3	91.2	88.0
TSD-k [BMVC'11] [14]	84.8	87.3	90.7	87.6
Proposed DUCA	98.7	98.0	99.0	98.6

TABLE V: Equal Error Rates (EER) for the Graz-02 dataset.



Fig. 6: Examples mistakes and the limitations of our method. Most of the incorrect predictions are due to ambiguous cases. The actual and predicted class names are shown in ‘blue’ and ‘red’ respectively. (Best viewed in color)

classes with significant visual and semantic similarities are confused amongst each others e.g., *childrenroom-kindergarten* and *movietheatre-auditorium* (Fig. 6).

In order to visualize which patches contributed most towards a correct classification, we plot the heat map of the patch contribution scores in Fig. 8. It turns out that the most distinctive patches, which carry valuable information, have a higher contribution towards the correct prediction of a scene class. Moreover, mid-level patches carry an intermediate level of scene details and contextual relationships between objects which help in the scene classification process.

D. Ablative Analysis

To analyze the effect of the different components of the proposed scheme on the final performance, we conduct an ablation study. Table VI summarizes the results achieved on the MIT-67 Scenes dataset when different components were replaced or removed from the final framework.

It turns out that the supervised and unsupervised codebooks individually perform reasonably well. However, their combination gives state of the art performance. For the unsupervised codebook, k-means clustering performs slightly better however, at the cost of a considerable amount of computational resources (~ 40 GB RAM for the MIT-67 dataset) and processing time (~ 1 day for the MIT-67 dataset). In contrast, the random sampling of MRPs gives a comparable performance with a big boost in computational efficiency. Feature encoding from a single large codebook does not only produce a lower performance, but it also requires more computational time and memory. In our experiments, feature encoding from one single large codebook requires almost twice the time (~ 45 sec/image) taken by multiple smaller codebooks (~ 25 sec/image). The resulting features performed best when the max-pooling operation was applied to combine them.

V. CONCLUSION

This paper proposed a robust feature representation based on discriminative mid-level convolutional activations, for highly

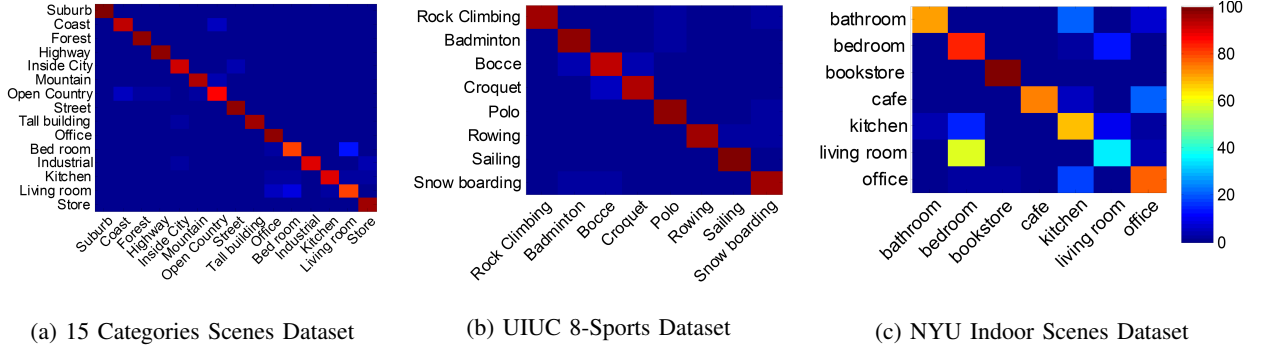


Fig. 7: Confusion matrices for three scene classification datasets. (*Best viewed in color*)

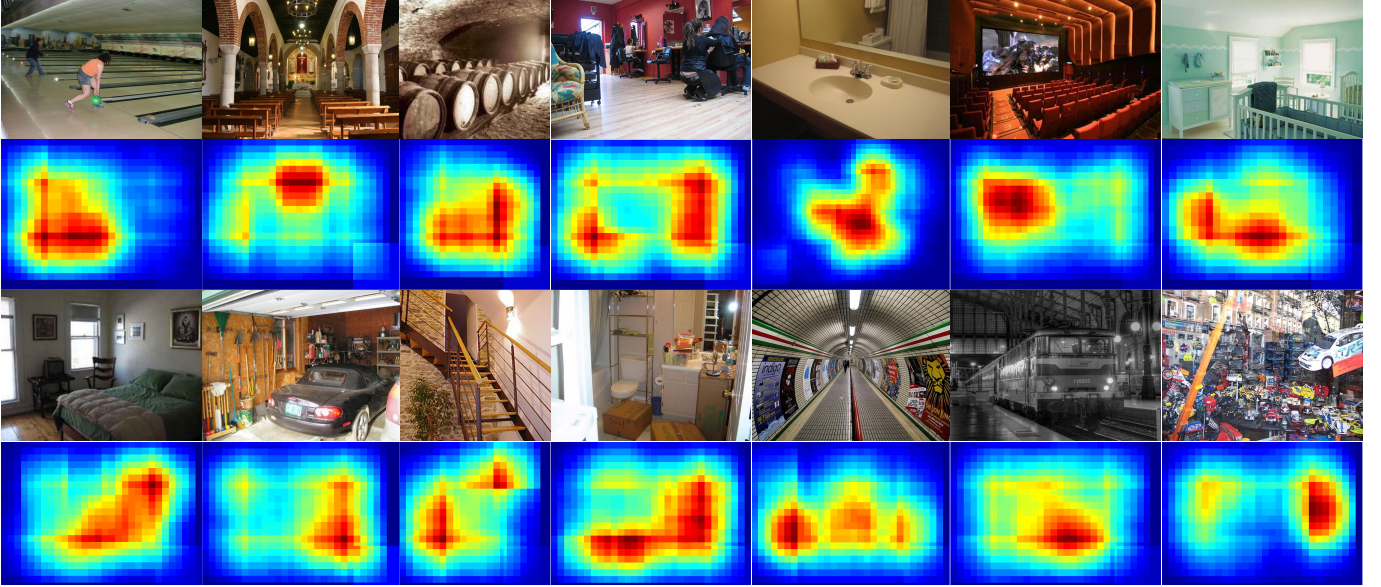


Fig. 8: The contribution of distinctive patches for the correct class prediction of a scene are shown in the form of a heat map (‘red’ means more contribution). These examples show that our approach captures the discriminative properties of distinctive mid-level patches and uses them to predict the correct class. (*Best viewed in color*)

Variants of Our Approach	Accuracy (%)
Supervised codebook	68.5
Unsupervised codebook	69.9
Supervised + Unsupervised	71.8
K-means clustering	72.0
Random sampling	71.8
Single large codebook	71.4
Multiple smaller codebooks	71.8
Sparse linear coding	71.8
Classifier similarity metric coding	69.9
Mean-pooling	69.7
Max-pooling	71.8
Original data	69.1
Data augmentation	71.8

TABLE VI: Ablative Analysis on MIT-67 Scene Dataset.

variable indoor scenes. To suitably contrive the convolutional activations for indoor scenes, the paper proposed to break their inherently preserved global spatial structure by encoding them in a number of multiple codebooks. These codebooks are composed of distinctive patches and of the semantically labeled elements. For the labeled elements, we introduced the first large-scale dataset of object categories of indoor scenes. Our approach achieves state-of-the-art performance on five very challenging datasets.

ACKNOWLEDGEMENTS

This research was supported by the SIRF and IPRS scholarships from the University of Western Australia (UWA) and the Australian Research Council (ARC) grants DP110102166, DP150100294 and DE120102960.

REFERENCES

- [1] A. Bosch, A. Zisserman, and X. Muoz, “Scene classification using a hybrid generative/discriminative approach,” *Transactions on Pattern Analysis and Machine Intelligence*, vol. 30, no. 4, pp. 712–727, 2008.

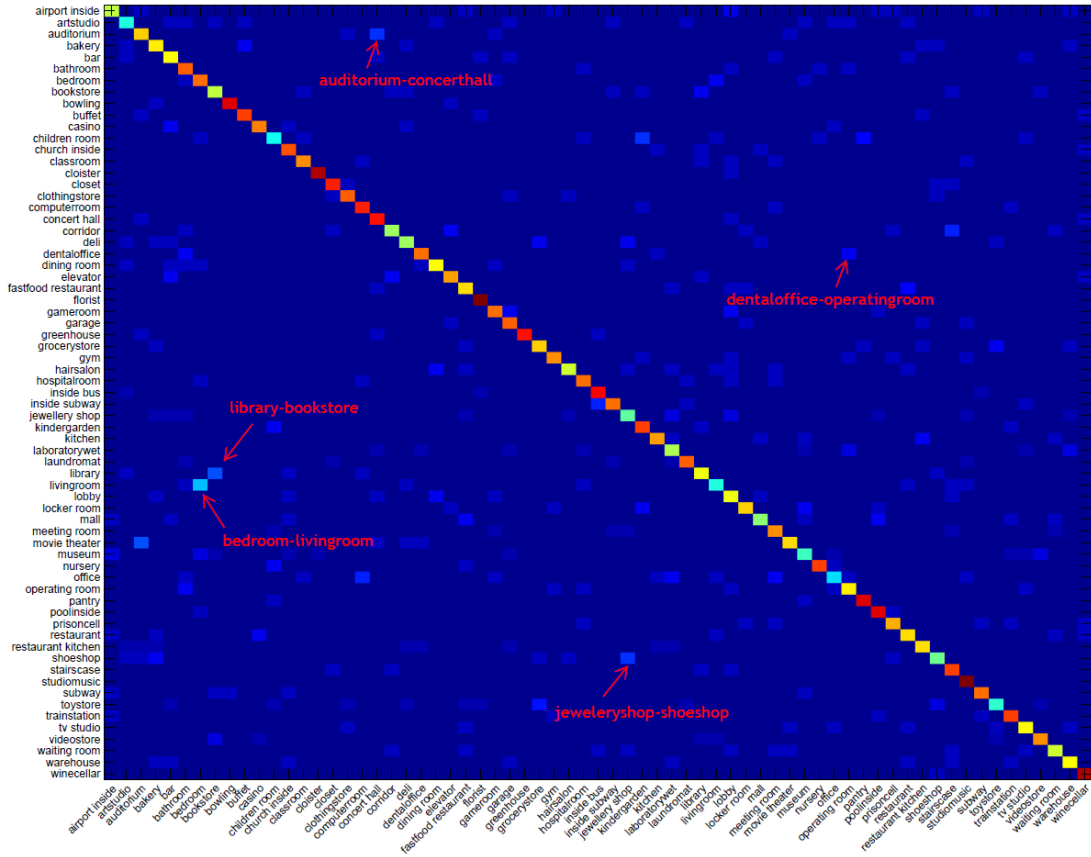


Fig. 9: Confusion Matrix for MIT-67 dataset. It can be seen that the proposed method confuses similar looking classes with each others e.g., library with bookstore; bedroom with living room and dental office with operating room. (Best viewed in color)

- [2] Y.-L. Boureau, F. Bach, Y. LeCun, and J. Ponce, "Learning mid-level features for recognition," in *International Conference on Computer Vision and Pattern Recognition*. IEEE, 2010, pp. 2559–2566.
- [3] K. Chatfield, K. Simonyan, A. Vedaldi, and A. Zisserman, "Return of the devil in the details: Delving deep into convolutional nets," in *British Machine Vision Conference*, 2014.
- [4] C. Doersch, A. Gupta, and A. A. Efros, "Mid-level visual element discovery as discriminative mode seeking," in *Advances in Neural Information Processing Systems*, 2013, pp. 494–502.
- [5] A. Farhadi, I. Endres, D. Hoiem, and D. Forsyth, "Describing objects by their attributes," in *International Conference on Computer Vision and Pattern Recognition*. IEEE, 2009, pp. 1778–1785.
- [6] L. Fei-Fei and P. Perona, "A bayesian hierarchical model for learning natural scene categories," in *International Conference on Computer Vision and Pattern Recognition*, vol. 2. IEEE, 2005, pp. 524–531.
- [7] S. Gao, I. W. Tsang, L.-T. Chia, and P. Zhao, "Local features are not lonely-laplacian sparse coding for image classification," in *International Conference on Computer Vision and Pattern Recognition*. IEEE, 2010, pp. 3555–3561.
- [8] Y. Gong, L. Wang, R. Guo, and S. Lazebnik, "Multi-scale orderless pooling of deep convolutional activation features," in *European Conference on Computer Vision*. Springer International Publishing, 2014, pp. 392–407.
- [9] S. Gupta, P. Arbelaez, and J. Malik, "Perceptual organization and recognition of indoor scenes from rgb-d images," in *International Conference on Computer Vision and Pattern Recognition*. IEEE, 2013, pp. 564–571.
- [10] K. He, X. Zhang, S. Ren, and J. Sun, "Spatial pyramid pooling in deep convolutional networks for visual recognition," in *European Conference on Computer Vision*. Springer, 2014, pp. 346–361.
- [11] Y. Jia, E. Shelhamer, J. Donahue, S. Karayev, J. Long, R. Girshick, S. Guadarrama, and T. Darrell, "Caffe: Convolutional architecture for fast feature embedding," *arXiv preprint arXiv:1408.5093*, 2014.
- [12] Y. Jiang, J. Yuan, and G. Yu, "Randomized spatial partition for scene recognition," in *European Conference on Computer Vision*. Springer, 2012, pp. 730–743.
- [13] M. Juneja, A. Vedaldi, C. Jawahar, and A. Zisserman, "Blocks that shout: Distinctive parts for scene classification," in *International Conference on Computer Vision and Pattern Recognition*. IEEE, 2013, pp. 923–930.
- [14] J. Krapac, J. Verbeek, F. Jurie *et al.*, "Learning tree-structured descriptor quantizers for image categorization," in *British Machine Vision Conference*, 2011.
- [15] A. Krizhevsky, I. Sutskever, and G. E. Hinton, "Imagenet classification with deep convolutional neural networks," in *Advances in Neural Information Processing Systems*, 2012, pp. 1097–1105.
- [16] S. Kumar and M. Hebert, "A hierarchical field framework for unified context-based classification," in *Computer Vision, 2005. ICCV 2005. Tenth IEEE International Conference on*, vol. 2. IEEE, 2005, pp. 1284–1291.
- [17] R. Kwitt, N. Vasconcelos, and N. Rasiwasia, "Scene recognition on the semantic manifold," in *European Conference on Computer Vision*. Springer, 2012, pp. 359–372.
- [18] S. Lazebnik, C. Schmid, and J. Ponce, "Beyond bags of features: Spatial pyramid matching for recognizing natural scene categories," in *International Conference on Computer Vision and Pattern Recognition*, vol. 2. IEEE, 2006, pp. 2169–2178.
- [19] L.-J. Li and L. Fei-Fei, "What, where and who? classifying events by scene and object recognition," in *International Conference on Computer Vision*. IEEE, 2007, pp. 1–8.
- [20] L.-J. Li, H. Su, L. Fei-Fei, and E. P. Xing, "Object bank: A high-level image representation for scene classification & semantic feature sparsification," in *Advances in Neural Information Processing Systems*, 2010, pp. 1378–1386.
- [21] L.-J. Li, H. Su, Y. Lim, and L. Fei-Fei, "Objects as attributes for scene classification," in *Trends and Topics in Computer Vision*. Springer, 2012, pp. 57–69.
- [22] Q. Li, J. Wu, and Z. Tu, "Harvesting mid-level visual concepts from

- large-scale internet images,” in *International Conference on Computer Vision and Pattern Recognition*. IEEE, 2013, pp. 851–858.
- [23] D. Lin, C. Lu, R. Liao, and J. Jia, “Learning important spatial pooling regions for scene classification,” 2014.
- [24] R. Margolin, L. Zelnik-Manor, and A. Tal, “Otc: A novel local descriptor for scene classification,” in *European Conference on Computer Vision*. Springer, 2014, pp. 377–391.
- [25] M. Marszatek and C. Schmid, “Accurate object localization with shape masks,” in *International Conference on Computer Vision and Pattern Recognition*. IEEE, 2007, pp. 1–8.
- [26] F. Moosmann, E. Nowak, and F. Jurie, “Randomized clustering forests for image classification,” *Transactions on Pattern Analysis and Machine Intelligence*, vol. 30, no. 9, pp. 1632–1646, 2008.
- [27] E. Nowak, F. Jurie, and B. Triggs, “Sampling strategies for bag-of-features image classification,” in *European Conference on Computer Vision*. Springer, 2006, pp. 490–503.
- [28] A. Oliva and A. Torralba, “Modeling the shape of the scene: A holistic representation of the spatial envelope,” *International Journal of Computer Vision*, vol. 42, no. 3, pp. 145–175, 2001.
- [29] A. Opelt and A. Pinz, “Object localization with boosting and weak supervision for generic object recognition,” in *SCIA*. Springer, 2005, pp. 862–871.
- [30] M. Oquab, L. Bottou, I. Laptev, J. Sivic *et al.*, “Learning and transferring mid-level image representations using convolutional neural networks,” 2014.
- [31] W. Ouyang, P. Luo, X. Zeng, S. Qiu, Y. Tian, H. Li, S. Yang, Z. Wang, Y. Xiong, C. Qian *et al.*, “Deepid-net: multi-stage and deformable deep convolutional neural networks for object detection,” *arXiv preprint arXiv:1409.3505*, 2014.
- [32] M. Pandey and S. Lazebnik, “Scene recognition and weakly supervised object localization with deformable part-based models,” in *International Conference on Computer Vision*. IEEE, 2011, pp. 1307–1314.
- [33] S. N. Parizi, J. G. Oberlin, and P. F. Felzenszwalb, “Reconfigurable models for scene recognition,” in *International Conference on Computer Vision and Pattern Recognition*. IEEE, 2012, pp. 2775–2782.
- [34] A. Quattoni and A. Torralba, “Recognizing indoor scenes,” in *International Conference on Computer Vision and Pattern Recognition*. IEEE, 2009.
- [35] A. S. Razavian, H. Azizpour, J. Sullivan, and S. Carlsson, “Cnn features off-the-shelf: an astounding baseline for recognition,” *arXiv preprint arXiv:1403.6382*, 2014.
- [36] O. Russakovsky, J. Deng, H. Su, J. Krause, S. Satheesh, S. Ma, Z. Huang, A. Karpathy, A. Khosla, M. Bernstein, A. C. Berg, and L. Fei-Fei, “Imagenet large scale visual recognition challenge,” 2014.
- [37] F. Sadeghi and M. F. Tappen, “Latent pyramidal regions for recognizing scenes,” in *European Conference on Computer Vision*. Springer, 2012, pp. 228–241.
- [38] A. Shabou and H. LeBorgne, “Locality-constrained and spatially regularized coding for scene categorization,” in *International Conference on Computer Vision and Pattern Recognition*. IEEE, 2012, pp. 3618–3625.
- [39] N. Silberman and R. Fergus, “Indoor scene segmentation using a structured light sensor,” in *International Conference on Computer Vision Workshops*, 2011.
- [40] S. Singh, A. Gupta, and A. A. Efros, “Unsupervised discovery of mid-level discriminative patches,” in *European Conference on Computer Vision*. Springer, 2012, pp. 73–86.
- [41] J. Sun and J. Ponce, “Learning discriminative part detectors for image classification and cosegmentation,” in *International Conference on Computer Vision*. IEEE, 2013, pp. 3400–3407.
- [42] D. Tao, L. Jin, Z. Yang, and X. Li, “Rank preserving sparse learning for kinect based scene classification,” *IEEE transactions on cybernetics*, vol. 43, no. 5, p. 1406, 2013.
- [43] L. Torresani, M. Szummer, and A. Fitzgibbon, “Efficient object category recognition using classemes,” in *European Conference on Computer Vision*. Springer, 2010, pp. 776–789.
- [44] T. Tuytelaars and C. Schmid, “Vector quantizing feature space with a regular lattice,” in *International Conference on Computer Vision*. IEEE, 2007, pp. 1–8.
- [45] A. Vedaldi and B. Fulkerson, “VLFeat: An open and portable library of computer vision algorithms,” <http://www.vlfeat.org/>, 2008.
- [46] H. Wang, M. M. Ullah, A. Klaser, I. Laptev, C. Schmid *et al.*, “Evaluation of local spatio-temporal features for action recognition,” in *British Machine Vision Conference*, 2009.
- [47] J. Wu and J. M. Rehg, “Beyond the euclidean distance: Creating effective visual codebooks using the histogram intersection kernel,” in *International Conference on Computer Vision*. IEEE, 2009, pp. 630–637.
- [48] —, “Centrist: A visual descriptor for scene categorization,” *Transactions on Pattern Analysis and Machine Intelligence*, vol. 33, no. 8, pp. 1489–1501, 2011.
- [49] J. Xiao, J. Hays, K. A. Ehinger, A. Oliva, and A. Torralba, “Sun database: Large-scale scene recognition from abbey to zoo,” in *International Conference on Computer Vision and Pattern Recognition*. IEEE, 2010, pp. 3485–3492.
- [50] J. Yao, S. Fidler, and R. Urtasun, “Describing the scene as a whole: Joint object detection, scene classification and semantic segmentation,” in *Computer Vision and Pattern Recognition (CVPR), 2012 IEEE Conference on*. IEEE, 2012, pp. 702–709.
- [51] J. Yuan, M. Yang, and Y. Wu, “Mining discriminative co-occurrence patterns for visual recognition,” in *International Conference on Computer Vision and Pattern Recognition*. IEEE, 2011, pp. 2777–2784.
- [52] M. D. Zeiler and R. Fergus, “Visualizing and understanding convolutional networks,” in *European Conference on Computer Vision*. Springer, 2014, pp. 818–833.
- [53] M. D. Zeiler, G. W. Taylor, and R. Fergus, “Adaptive deconvolutional networks for mid and high level feature learning,” in *International Conference on Computer Vision*. IEEE, 2011, pp. 2018–2025.
- [54] Y. Zheng, Y.-G. Jiang, and X. Xue, “Learning hybrid part filters for scene recognition,” in *European Conference on Computer Vision*. Springer, 2012, pp. 172–185.
- [55] J. Zhu, L.-J. Li, L. Fei-Fei, and E. P. Xing, “Large margin learning of upstream scene understanding models,” in *Advances in Neural Information Processing Systems*, 2010, pp. 2586–2594.