

Can NRQCD explain the $\gamma\gamma^* \rightarrow \eta_c$ transition form factor data?

Feng Feng^{*,1}, Yu Jia^{†,2,3} and Wen-Long Sang^{‡4,5}

¹*China University of Mining and Technology, Beijing 100083, China*

²*Institute of High Energy Physics and Theoretical Physics Center for Science Facilities, Chinese Academy of Sciences, Beijing 100049, China*

³*Center for High Energy Physics, Peking University, Beijing 100871, China*

⁴*School of Physical Science and Technology, Southwest University, Chongqing 400700, China*

⁵*State Key Laboratory of Theoretical Physics, Institute of Theoretical Physics, Chinese Academy of Sciences, Beijing 100190, China*

(Dated: January 28, 2022)

Unlike the bewildering situation in the $\gamma\gamma^* \rightarrow \pi$ form factor, a widespread view is that perturbative QCD can decently account for the recent BABAR measurement of $\gamma\gamma^* \rightarrow \eta_c$ transition form factor. The next-to-next-to-leading order (NNLO) perturbative correction to the $\gamma\gamma^* \rightarrow \eta_{c,b}$ form factor, is investigated in the NRQCD factorization framework for the first time. As a byproduct, we obtain by far the most precise order- α_s^2 NRQCD matching coefficient for the $\eta_{c,b} \rightarrow \gamma\gamma$ process. After including the substantial negative order- α_s^2 correction, the good agreement between NRQCD prediction and the measured $\gamma\gamma^* \rightarrow \eta_c$ form factor is completely ruined over a wide range of momentum transfer squared. This eminent discrepancy casts some doubts on the applicability of NRQCD approach to hard exclusive reactions involving charmonium.

PACS numbers: 12.38.Bx, 13.60.Le, 14.40.Pq

The advent of high-luminosity e^+e^- colliders affords an invaluable opportunity to study hard exclusive processes involving light mesons such as π, η, η' . New measurements constantly emerge, some of which greatly challenge our understanding toward perturbative QCD (pQCD). In 2009, BABAR collaboration reported their measurement of the $\gamma\gamma^* \rightarrow \pi^0$ form factor for $4 \text{ GeV}^2 < Q^2 < 40 \text{ GeV}^2$ [1]. Surprisingly, the measured value of $Q^2|F(Q^2)|$ increases with Q^2 , exceeding the asymptote $\sqrt{2}f_\pi = 0.185 \text{ GeV}$ predicted in pQCD [2] after $Q^2 > 10 \text{ GeV}^2$. This triggered renewed theoretical interest in scrutinizing the leading-twist pion light-cone distribution amplitude (LCDA), and it looks ironical that to date our knowledge of pion is still rather inadequate.

Apart from hard exclusive reactions involving light hadrons, exclusive charmonium production also emerge as a new frontier of pQCD in recent years [3]. This topic was initiated by the double-charmonium production process $e^+e^- \rightarrow J/\psi + \eta_c$ first observed by BELLE in 2002 [4]. Disquieting discrepancy between the data and the leading order (LO) pQCD predictions [5–7] has stimulated a great amount of theoretical activity.

In this work, we are interested in examining the simplest exclusive charmonium production process: the

$\gamma^*\gamma \rightarrow \eta_c$ transition form factor, which is defined through

$$\langle \eta_c(p) | J_{\text{EM}}^\mu | \gamma(k, \varepsilon) \rangle = ie^2 \epsilon^{\mu\nu\rho\sigma} \varepsilon_\nu q_\rho k_\sigma F(Q^2), \quad (1)$$

where J_{EM}^μ is the electromagnetic current, and the momentum transfer squared $q^2 = (p - k)^2 \equiv -Q^2 < 0$.

In 2010 BABAR collaboration presented very precise measurements for the $\gamma^*\gamma \rightarrow \eta_c$ transition form factor in the range $2 \text{ GeV}^2 < Q^2 < 50 \text{ GeV}^2$ [8]. The measured $F(Q^2)$ can be well described by a simple monopole fit:

$$|F(Q^2)/F(0)| = \frac{1}{1 + Q^2/\Lambda^2}, \quad (2)$$

with the pole parameter $\Lambda = 8.5 \pm 0.6 \pm 0.7 \text{ GeV}^2$. Interestingly, a variety of phenomenological studies, *i.e.*, k_\perp factorization [9, 10], lattice QCD [11], J/ψ -pole-dominance [8], QCD sum rules [12], light-front quark model [13], all yield predictions compatible with the data, at least in the small Q^2 range.

However, we caution that the satisfactory agreement between the existing predictions and data should not be interpreted as a triumph of pQCD. On the contrary, as we will see later, understanding the $\gamma^*\gamma\eta_c$ form factor actually poses an outstanding challenge to pQCD.

Both light-cone approach [2] and nonrelativistic QCD (NRQCD) factorization [14] are well-founded pQCD methods to tackle hard exclusive reactions involving charmonium. The bulk of η_c events produced in two-photon fusion concentrates in the range $Q^2 \sim m^2$, where

*F.Feng@outlook.com

†jiay@ihep.ac.cn

‡wlsang@ihep.ac.cn

light-cone approach is obviously inappropriate. Nevertheless, since the charm quark propagator carries typical virtuality of order $m^2 \gg \Lambda_{\text{QCD}}^2$ even in the $Q \rightarrow 0$ limit, the NRQCD approach, which is based on effective field theory and fully exploits the nonrelativistic nature of quarkonium, remains as a valid tool. As $Q \gg m$, both light-cone and NRQCD approaches can apply, but lack of precise knowledge of charmonium LCDA severely hinders the predictive power of the former approach. In contrast, NRQCD approach is much more predictive, since the only nonperturbative inputs are a few NRQCD matrix elements that are strongly constrained by the measured charmonium annihilation decay rates. The consensus now is that the NRQCD approach generally yields less ad-hoc, more reliable predictions [3, 15], in particular amenable to systematically incorporating perturbative and relativistic corrections.

The aim of this work is to investigate higher-order perturbative corrections to the $\gamma^*\gamma \rightarrow \eta_c$ form factor in the NRQCD framework. This is motivated by the fact that QCD radiative corrections in exclusive charmonium processes are often substantial, exemplified by the sizable next-to-leading order (NLO) QCD correction to $e^+e^- \rightarrow J/\psi + \eta_c$ [16–18], and substantial next-to-next-to-leading order (NNLO) perturbative corrections to a few S -wave quarkonium decay channels, *e.g.*, $J/\psi \rightarrow e^+e^-$ [19, 20], $\eta_c \rightarrow \gamma\gamma$ [21], and $B_c \rightarrow l\nu$ [22, 23]. To the best of our knowledge, this work constitutes the first comprehensive NNLO analysis for exclusive quarkonium *production* process.

According to the NRQCD factorization [14], the form factor at LO in v can be expressed as

$$F(Q^2) = C(Q, m, \mu_R, \mu_\Lambda) \frac{\langle \eta_c | \psi^\dagger \chi(\mu_\Lambda) | 0 \rangle}{\sqrt{m}} + \mathcal{O}(v^2). \quad (3)$$

$C(Q, m, \mu_R, \mu_\Lambda)$ represents the NRQCD short-distance coefficient, where m , μ_R , μ_Λ denote the charm quark pole mass, the renormalization scale, and the NRQCD factorization scale, respectively. In phenomenological studies, this nonperturbative matrix element is often substituted by $\sqrt{2N_c}\psi_{\eta_c}(0)$ ($N_c = 3$ is the number of color), where $\psi_{\eta_c}(0)$ is the Schrödinger wave function at the origin for η_c in quark potential model. In NRQCD, this matrix element becomes a scale-dependent quantity.

Since the vacuum-to- η_c matrix element cancels in the ratio $F(Q^2)/F(0)$, the NRQCD prediction to (2) is free from any adjustable nonperturbative inputs. In some sense, this normalized η_c form factor bears some similarity with the ratio $\Gamma[J/\psi \rightarrow e^+e^-]/\Gamma[\eta_c \rightarrow \gamma\gamma]$, which has been carefully studied in [21, 24]. However, for the latter ratio, the NRQCD matrix elements of J/ψ and η_c do not exactly cancel due to the presence of the spin-spin interaction, the estimate of which requires the nonperturbative ansatz of modelling the charmonium. In this respect, confronting the BABAR data of the η_c form factor over a wide range of Q^2 would pose a unique and more

nontrivial test against the prediction from NRQCD factorization.

Owing to the fact $Q, m \gg \Lambda_{\text{QCD}}$, the short-distance coefficient can be reliably computed in perturbation theory. Through $\mathcal{O}(\alpha_s^2)$, it can be organized as

$$C(Q, m, \mu_R, \mu_\Lambda) = C^{(0)}(Q, m) \left\{ 1 + C_F \frac{\alpha_s(\mu_R)}{\pi} f^{(1)}(\tau) + \frac{\alpha_s^2}{\pi^2} \left[\frac{\beta_0}{4} \ln \frac{\mu_R^2}{Q^2 + m^2} C_F f^{(1)}(\tau) - \pi^2 C_F \left(C_F + \frac{C_A}{2} \right) \times \ln \frac{\mu_\Lambda}{m} + f^{(2)}(\tau) \right] + \mathcal{O}(\alpha_s^3) \right\}, \quad (4)$$

where $\tau \equiv Q^2/m^2$. $C_F = \frac{4}{3}$ and $C_A = 3$ denote the $SU(3)$ color factors.

$C^{(0)}$ signifies the LO NRQCD matching coefficient:

$$C^{(0)}(Q, m) = \frac{4e_c^2}{Q^2 + 4m^2}, \quad (5)$$

where $e_c = \frac{2}{3}$ ($e_b = -\frac{1}{3}$). As expected, $C^{(0)} \propto 1/Q^2$ asymptotically. The LO NRQCD prediction to $F(Q^2)$ coincides with the monopole form in (2), with the respective pole parameter $\Lambda = 4m^2 \approx 9 \text{ GeV}^2$.

The $\mathcal{O}(\alpha_s)$ contribution is encapsulated in $f^{(1)}(\tau)$:

$$f^{(1)}(\tau) = \frac{\pi^2(3-\tau)}{6(4+\tau)} - \frac{20+9\tau}{4(2+\tau)} - \frac{\tau(8+3\tau)}{4(2+\tau)^2} \ln \frac{4+\tau}{2} + 3\sqrt{\frac{\tau}{4+\tau}} \tanh^{-1} \sqrt{\frac{\tau}{4+\tau}} + \frac{2-\tau}{4+\tau} \left(\tanh^{-1} \sqrt{\frac{\tau}{4+\tau}} \right)^2 - \frac{\tau}{2(4+\tau)} \text{Li}_2 \left(-\frac{2+\tau}{2} \right), \quad (6)$$

which can be translated from Eq. (A3) of [25].

In Eq. (4), $\beta_0 = \frac{11}{3}C_A - \frac{4}{3}T_F(n_L + n_H)$ is the one-loop β -function coefficient, $n_H = 1$, and n_L labels the number of light quark flavors ($n_L = 3$ for η_c , 4 for η_b), and $T_F = \frac{1}{2}$. The occurrence of the $\beta_0 \ln \mu_R$ term in (4) is dictated by renormalization-group invariance. The occurrence of the factorization scale μ_Λ reflects that the NRQCD pseudoscalar density $\psi^\dagger \chi$ has a non-vanishing anomalous dimension starting at order- α_s^2 , as first discovered in [21]. The nontrivial task is to decipher the function $f^{(2)}(\tau)$.

We start with computing the on-shell quark amplitude for $\gamma^*\gamma \rightarrow c\bar{c}(^1S_0^{(1)})$ through order α_s^2 , using the covariant trace technique to facilitate the projection of the $c\bar{c}$ pair onto the intended quantum number. Prior to performing the loop integration, we neglect the relative momentum between c and \bar{c} , which amounts to directly extracting the short-distance coefficients at v^0 accuracy [19, 20].

We briefly outline the calculation. We employ the package *FeynArts* [26] to generate corresponding Feynman diagrams and amplitudes through order- α_s^2 in Feynman gauge. There are 108 regular 2-loop diagrams and

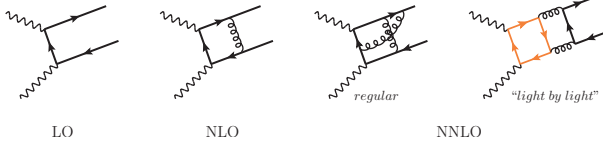


FIG. 1: Sample Feynman diagrams for $\gamma^*\gamma \rightarrow c\bar{c}(^1S_0^{(1)})$.

12 “light-by-light” scattering diagrams, two of which are sketched in Fig. 1. The latter gauge-invariant subset is UV- and IR-finite. Dimensional regularization (DR) is utilized to regularize both UV and IR divergences. We then use FeynCalc/FormLink [27, 28] to carry out the trace over Dirac and color matrices. We follow [29] on the prescription of γ_5 in DR. The packages Apart [30] and FIRE [31] are utilized to conduct partial fraction and integration-by-parts reduction. Finally, we end up with the 174 Master Integrals (MI). For a handful of simpler MIs, we employ the α parameters [32] as well as the Mellin-Barnes tools AMBRE [33]/MB [34] to infer the (semi)-analytic expressions, while for the remaining MIs, we combine FIESTA/CubPack [35, 36] to carry out sector decomposition and subsequent numerical integrations with quadruple precision.

In implementing the quark wave function and mass renormalization, we take the order- α_s^2 expressions of Z_2 and Z_m from [37, 38]. The strong coupling constant is renormalized to one-loop order under $\overline{\text{MS}}$ scheme. All the UV divergences are removed after the renormalization procedure. At this stage, the NNLO amplitude still contains a single IR pole with the very coefficient as anticipated from (4). We factorize this IR pole into η_c -to-vacuum NRQCD matrix element according to $\overline{\text{MS}}$ prescription, with $\ln \mu_\Lambda$ manifested as the remnant. Ultimately, we are able to identify each individual term as specified in (4), with high numerical precision. This is the first calculation that endorses the validity of NRQCD factorization at the NNLO level for exclusive quarkonium production process.

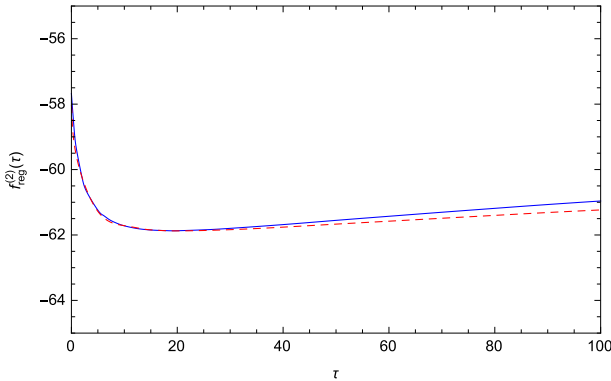


FIG. 2: Profile of $f_{\text{reg}}^{(2)}(\tau)$. The solid curve for η_c ($n_L = 3$), and the dashed one for η_b ($n_L = 4$).

It is convenient to divide the NNLO contribution $f^{(2)}(\tau)$ in (4) into the regular piece and the “light-by-light” piece, $f^{(2)}(\tau) = f_{\text{reg}}^{(2)}(\tau) + f_{\text{lbl}}^{(2)}(\tau)$. The former is real-valued, and the latter is complex-valued, whose significance and computational cost explode with increasing τ . $f_{\text{reg}}^{(2)}(\tau)$, as plotted in Fig. 2, turns to be deeply negative, signaling a substantial negative NNLO correction to the form factor. Despite being a rather flat function of τ , the asymptote of $f_{\text{reg}}^{(2)}(\tau)$ appears to be numerically consistent with the 2-loop leading collinear logarithm $\ln^2 \tau$ predicted in [39]. Some benchmark values of $f_{\text{reg}}^{(2)}(\tau)$ and $f_{\text{lbl}}^{(2)}(\tau)$ are listed in Table I. In the experimentally accessible range of Q^2 , the “light-by-light” contribution for η_c appears insignificant relative to the regular one. Nevertheless, the “light-by-light” piece turns out to be non-negligible even at relatively low τ for η_b .

τ	1	5	10	25	50
$f_{\text{reg}}^{(2)}$	-59.420(6)	-61.242(6)	-61.721(7)	-61.843(8)	-61.553(8)
$f_{\text{lbl}}^{(2)}$	0.49(1)	-0.48(1)	-1.10(1)	-2.13(1)	-3.07(1)
	-0.65(1)i	-0.72(1)i	-0.71(1)i	-0.69(1)i	-0.68(1)i
$f_{\text{reg}}^{(2)}$	-59.636(6)	-61.278(6)	-61.716(7)	-61.864(8)	-61.668(8)
$f_{\text{lbl}}^{(2)}$	0.79(1)	-5.61(1)	-9.45(1)	-15.32(1)	-20.26(1)
	-12.45(1)i	-13.55(1)i	-13.83(1)i	-14.03(1)i	-14.10(1)i

TABLE I: $f_{\text{reg}}^{(2)}(\tau)$ and $f_{\text{lbl}}^{(2)}(\tau)$ at some typical values of τ . The first two rows for η_c and the last two for η_b .

The η_c form factor at zero momentum transfer squared reads

$$F(0) = \frac{e_c^2}{m^{5/2}} \langle \eta_c | \psi^\dagger \chi(\mu_\Lambda) | 0 \rangle \left\{ 1 + C_F \frac{\alpha_s(\mu_R)}{\pi} \left(\frac{\pi^2}{8} - \frac{5}{2} \right) + \frac{\alpha_s^2}{\pi^2} \left[C_F \left(\frac{\pi^2}{8} - \frac{5}{2} \right) \frac{\beta_0}{4} \ln \frac{\mu_R^2}{m^2} - \pi^2 C_F \left(C_F + \frac{C_A}{2} \right) \ln \frac{\mu_\Lambda}{m} + f_{\text{reg}}^{(2)}(0) + f_{\text{lbl}}^{(2)}(0) \right] + \mathcal{O}(\alpha_s^3) \right\}, \quad (7)$$

where

$$f_{\text{reg}}^{(2)}(0) = -21.10789797(4)C_F^2 - 4.79298000(3)C_F C_A - \left(\frac{13\pi^2}{144} + \frac{2}{3} \ln 2 + \frac{7}{24} \zeta(3) - \frac{41}{36} \right) C_F T_F n_L + 0.223672013(2)C_F T_F n_H, \quad (8)$$

and

$$f_{\text{lbl}}^{(2)}(0) = \left(0.73128459 + i \pi \left(\frac{\pi^2}{9} - \frac{5}{3} \right) \right) C_F T_F \sum_i^{n_L} \frac{e_i^2}{e_Q^2} + \left(0.64696557 + 2.07357556 i \right) C_F T_F n_H, \quad (9)$$

where $n_L = 3$ (4) for $e_Q = e_c$ (e_b). As a bonus, Eq. (7) can be converted into the order- α_s^2 prediction to the

$\eta_c \rightarrow \gamma\gamma$ partial width, with the aid of the formula $\Gamma[\eta_c \rightarrow \gamma\gamma] = \frac{\pi\alpha_s^2}{4}|F(0)|^2 M_{\eta_c}^3$. Our result is consistent with, but much more accurate than, the previous $\mathcal{O}(\alpha_s^2)$ result [21]. For completeness, we also include the “light-by-light” contribution previously neglected in [21].

It is widely known that perturbative expansion for $F(0)$ exhibits poor convergence behavior. Taking $\mu_\Lambda = m$, the NNLO corrections overshoot the NLO corrections for both η_c and η_b , but the situation for the η_c is provokingly unsatisfying. The large negative prefactor of $\ln\mu_\Lambda$ in (7) implies that lowering the NRQCD factorization scale would effectively dilute the NNLO correction. In fact, in analyzing $\mathcal{O}(\alpha_s^2)$ correction to $J/\psi(\Upsilon) \rightarrow e^+e^-$ [20], it was suggested that a better choice is $\mu_\Lambda = 1$ GeV, the typical bound state scale for both charmonium and bottomonium. With this scale setting, $\eta_b \rightarrow \gamma\gamma$ receives the accidentally vanishing NNLO correction, but the convergence of perturbative expansion for η_c has not yet been improved to a satisfactory degree.

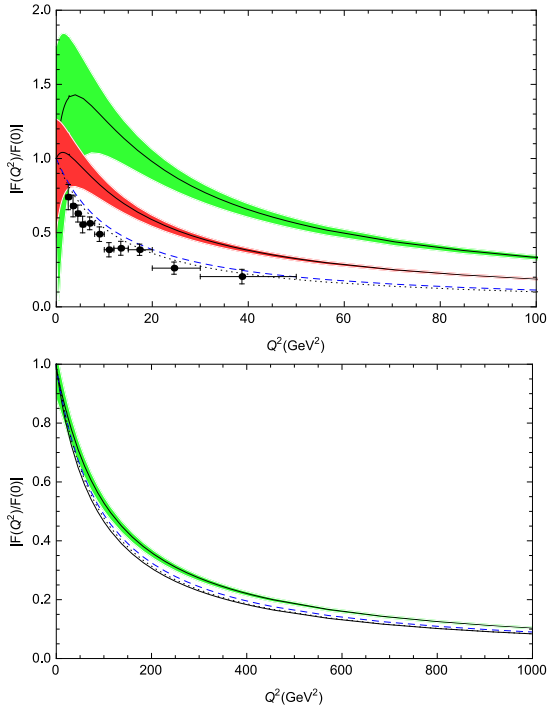


FIG. 3: The transition form factor $F(Q^2)$ normalized to $F(0)$ in variation with Q^2 : $\gamma^*\gamma\eta_c$ (upper); $\gamma^*\gamma\eta_b$ (lower). The solid dots with error bars represent the BABAR measurements [8]. The dotted curve stands for the LO NRQCD predictions, the (blue) dashed curve for the NLO predictions, while the solid curve for the NNLO predictions. The uncertainty bands associated with the NNLO predictions are obtained by varying μ_R^2 from $\frac{1}{2}(Q^2 + m^2)$ to $2(Q^2 + m^2)$. There are two distinct NNLO bands, the upper (green) one corresponds to $\mu_\Lambda = m$, the lower (red) one to $\mu_\Lambda = 1$ GeV. We suppress the (red) μ_R -uncertainty band for η_b since it is too narrow to be visible.

In Fig. 3, we plot the ratio $|F(Q^2)/F(0)|$ against Q^2 over a wide range, juxtaposing our predictions at various levels of accuracy in α_s with the BABAR data [8]. For $F(Q^2)$, we choose $\mu_R = \sqrt{Q^2 + m^2}$ in (4) by default; for $F(0)$ in (7), we fix $\mu_R = m$. Using the latest PDG determination of the $\overline{\text{MS}}$ masses $\overline{m}_c(\overline{m}_c) = 1.28$ GeV and $\overline{m}_b(\overline{m}_b) = 4.18$ GeV [40], we convert them into the 2-loop quark pole masses as $m_c = 1.68$ GeV and $m_b = 4.78$ GeV with the aid of the package RunDec [41]. We also use RunDec to evaluate the running $\alpha_s^{\overline{\text{MS}}}$. To assess the uncertainty induced by the renormalization scale, we slide μ_R from $1/\sqrt{2}$ to $\sqrt{2}$ times the default choice. For completeness, we also include the “light-by-light” scattering contribution in our phenomenological analysis.

As expected, the LO NRQCD prediction describes the measured $\gamma^*\gamma\eta_c$ form factor quite well. The agreement survives after adding the modest negative NLO perturbative correction. Since the NLO prediction is stable against the variation of μ_R , we suppress its uncertainty band in Fig. 3.

It is counterintuitive that the NNLO prediction appears to have stronger μ_R -dependence with respect to the NLO result. This symptom can be attributed to the unusually large $|f^{(2)}(\tau)|$. The NNLO prediction turns out to be also sensitive to the NRQCD factorization scale μ_Λ (This is mainly because we keep $F(Q^2)/F(0)$ unexpanded). To discern the uncertainty induced by μ_Λ , we include two sets of NNLO predictions in Fig. 3, one with $\mu_\Lambda = m$ (the ultimate UV cutoff scale of NRQCD) and $\mu_\Lambda = 1$ GeV (roughly the scale of $m v$ for charmonium and bottomonium). From the discussions following (7), we see that the former choice results in rather poor convergence for perturbative series. Indeed, it yields a prediction to $|F(Q^2)/F(0)|$ that severely deviates from the BABAR data over the experimentally accessible Q^2 range. For the latter scale setting, the discrepancy is considerably relieved, yet still pronounced, 5σ away from most data points. To reconcile the NRQCD prediction with the data, it is tempting to further decrease the value of μ_Λ , however one then faces the dilemma that NRQCD factorization would cease to make sense.

In passing, it is worth mentioning that there exist different ways to “interpret” the NNLO corrections to $F(Q^2)/F(0)$, *i.e.*, to expand this ratio strictly as power series in α_s through the 2nd order, or take the renormalization scales associated with $F(Q^2)$ and $F(0)$ interchangeably. In some scenarios, the NNLO correction turns out to be tiny and there reaches a perfect agreement between the “predictions” and data. A comprehensive survey reveals that, keeping $F(Q^2)/F(0)$ expanded or not is not the key that influences the agreement, rather, the key is rooted in whether one takes two μ_R s entering $F(Q^2)$ and $F(0)$ equal or not. As a consequence of the deeply negative and flat $f^{(2)}(\tau)$, we find those predictions with equal- μ_R recipe will always yield decent agreement

with the data (no matter expanding $F(Q^2)/F(0)$ or not), those with unequal μ_R (like in our case) will generally result in severe discrepancy between the theory and the data. Note that, unlike the ratio of the S -wave quarkonium decay rates as studied in [21, 24], it is quite unnatural to take the μ_R in η_c production process equal to that in the η_c decay. They rather should be taken as the characteristic hard scale in respective production/decay processes. Moreover, since the experimental data are available separately for $F(Q^2)$ and $F(0)$, we can always convert the measured $\eta_c \rightarrow \gamma\gamma$ width to $|F(0)|$, then extract the NRQCD matrix element to the NNLO accuracy, then plug it to (3) to predict the $F(Q^2)$ over a wide range of Q^2 . In computing the ratio $F(Q^2)/F(0)$, we would reproduce exactly the same plot as in Fig. 3. In our opinion, Fig. 3 remains the most honest way to present our NNLO prediction. It is important to note that the *rise-then-drop* shape of our prediction to $F(Q^2)$ is qualitatively incompatible with the monopole shape observed experimentally.

For $\gamma^*\gamma \rightarrow \eta_b$, the size of NNLO correction to $|F(Q^2)/F(0)|$ seems to be modest even at $\mu_\Lambda = m_b$, and accidentally small for $\mu_\Lambda = 1$ GeV. Thus, the NRQCD factorization appears to work reasonably well for bottomonium. One has to await the next generation of high-energy e^+e^- collider to test our predictions.

We tend to conclude that, within the reasonable ranges of μ_Λ and μ_R , the state-of-the-art NRQCD prediction utterly fails to account for the BABAR data on the $\gamma^*\gamma \rightarrow \eta_c$ form factor. Since our predictions do not involve any adjustable nonperturbative parameters, and the disagreement prevails for a wide range of data points, this discrepancy poses a much more thorny challenge to theory than what was encountered in the $e^+e^- \rightarrow J/\psi + \eta_c$ [5–7].

A pressing question is how to resolve this disturbing puzzle within the confine of NRQCD. The relativistic correction to this transition form factor appears to be modest. Certainly it would be extremely illuminating to know the actual size of $\mathcal{O}(\alpha_s^3)$ correction, provided such a calculation were feasible in the foreseeable future. Furthermore, as was noted in [39, 42], an outstanding shortcoming of fixed-order NRQCD calculation for quarkonium production is that, since the NRQCD matching coefficient contains several distinct scales Q , m , μ_Λ , it is *a priori* unclear how to optimally assign these scales to various α_s . Without getting rid of this inherent scale ambiguity, it is difficult to make a sharp higher-order prediction out of the NRQCD framework.

If the future BELLE measurement of the $\gamma\gamma^* \rightarrow \eta_c$ transition form factor confirms the BABAR data, and if this discrepancy persists, serious doubt will be cast onto the usefulness of the NRQCD factorization approach when applied to charmonium exclusive production processes.

Acknowledgment. We thank Shuang-Ran Liang for assistance in obtaining Eqs. (8) and (9). The work of F. F.

is supported by the National Natural Science Foundation of China under Grant No. 11505285, and by the Fundamental Research Funds for the Central Universities. The work of Y. J. is supported in part by the National Natural Science Foundation of China under Grants No. 11475188, No. 11261130311 (CRC110 by DGF and NSFC), by the IHEP Innovation Grant under contract number Y4545170Y2, and by the State Key Lab for Electronics and Particle Detectors. W.-L. S. is supported by the National Natural Science Foundation of China under Grant No. 11447031, and by the Open Project Program of State Key Laboratory of Theoretical Physics under Grant No. Y4KF081CJ1, and also by the Fundamental Research Funds for the Central Universities under Grant No. SWU114003, No. XDJK2016C067.

-
- [1] B. Aubert *et al.* [BaBar Collaboration], Phys. Rev. D **80**, 052002 (2009) [arXiv:0905.4778 [hep-ex]].
 - [2] G. P. Lepage and S. J. Brodsky, Phys. Rev. D **22**, 2157 (1980).
 - [3] N. Brambilla *et al.*, Eur. Phys. J. C **71**, 1534 (2011) [arXiv:1010.5827 [hep-ph]].
 - [4] K. Abe *et al.* [Belle Collaboration], Phys. Rev. Lett. **89**, 142001 (2002) [hep-ex/0205104].
 - [5] E. Braaten and J. Lee, Phys. Rev. D **67**, 054007 (2003) [Phys. Rev. D **72**, 099901 (2005)] [hep-ph/0211085].
 - [6] K. Y. Liu, Z. G. He and K. T. Chao, Phys. Lett. B **557**, 45 (2003) [hep-ph/0211181].
 - [7] K. Hagiwara, E. Kou and C. F. Qiao, Phys. Lett. B **570**, 39 (2003) [hep-ph/0305102].
 - [8] J. P. Lees *et al.* [BaBar Collaboration], Phys. Rev. D **81**, 052010 (2010) [arXiv:1002.3000 [hep-ex]].
 - [9] T. Feldmann and P. Kroll, Phys. Lett. B **413**, 410 (1997).
 - [10] F. g. Cao and T. Huang, Phys. Rev. D **59**, 093004 (1999).
 - [11] J. J. Dudek and R. G. Edwards, Phys. Rev. Lett. **97**, 172001 (2006) [hep-ph/0607140].
 - [12] W. Lucha and D. Melikhov, Phys. Rev. D **86**, 016001 (2012) [arXiv:1205.4587 [hep-ph]].
 - [13] C. Q. Geng and C. C. Lih, Eur. Phys. J. C **73**, no. 8, 2505 (2013) [arXiv:1307.3852].
 - [14] G. T. Bodwin, E. Braaten and G. P. Lepage, Phys. Rev. D **51**, 1125 (1995) [Phys. Rev. D **55**, 5853 (1997)] [hep-ph/9407339].
 - [15] G. T. Bodwin, D. Kang and J. Lee, Phys. Rev. D **74**, 114028 (2006) [hep-ph/0603185].
 - [16] Y. J. Zhang, Y. j. Gao and K. T. Chao, Phys. Rev. Lett. **96**, 092001 (2006) [hep-ph/0506076].
 - [17] B. Gong and J. X. Wang, Phys. Rev. D **77**, 054028 (2008) [arXiv:0712.4220 [hep-ph]].
 - [18] G. T. Bodwin, J. Lee and C. Yu, Phys. Rev. D **77**, 094018 (2008) [arXiv:0710.0995 [hep-ph]].
 - [19] A. Czarnecki and K. Melnikov, Phys. Rev. Lett. **80** (1998) 2531 [hep-ph/9712222].
 - [20] M. Beneke, A. Signer and V. A. Smirnov, Phys. Rev. Lett. **80** (1998) 2535 [hep-ph/9712302].
 - [21] A. Czarnecki and K. Melnikov, Phys. Lett. B **519** (2001) 212 [hep-ph/0109054].
 - [22] A. I. Onishchenko and O. L. Veretin, Eur. Phys. J. C **50**,

- 801 (2007) [hep-ph/0302132].
- [23] L. B. Chen and C. F. Qiao, arXiv:1503.05122 [hep-ph].
 - [24] Y. Kiyo, A. Pineda and A. Signer, Nucl. Phys. B **841**, 231 (2010) [arXiv:1006.2685 [hep-ph]].
 - [25] W. L. Sang and Y. Q. Chen, Phys. Rev. D **81**, 034028 (2010) [arXiv:0910.4071 [hep-ph]].
 - [26] T. Hahn, Comput. Phys. Commun. **140**, 418 (2001) [hep-ph/0012260].
 - [27] R. Mertig, M. Bohm and A. Denner, Comput. Phys. Commun. **64**, 345 (1991).
 - [28] F. Feng and R. Mertig, arXiv:1212.3522.
 - [29] B. A. Kniehl *et al.*, Phys. Lett. B **638**, 209 (2006) [hep-ph/0604072].
 - [30] F. Feng, Comput. Phys. Commun. **183**, 2158 (2012) [arXiv:1204.2314 [hep-ph]].
 - [31] A. V. Smirnov, Comput. Phys. Commun. **189**, 182 (2014) [arXiv:1408.2372 [hep-ph]].
 - [32] V. A. Smirnov, *Analytic tools for Feynman integrals*, Springer Tracts Mod. Phys. **250**, 1 (2012).
 - [33] J. Gluza, K. Kajda and T. Riemann, Comput. Phys. Commun. **177**, 879 (2007) [arXiv:0704.2423 [hep-ph]].
 - [34] M. Czakon, Comput. Phys. Commun. **175**, 559 (2006) [hep-ph/0511200].
 - [35] A. V. Smirnov, Comput. Phys. Commun. **185**, 2090 (2014) [arXiv:1312.3186 [hep-ph]].
 - [36] R. Cools and A. Haegemans, ACM Trans. Math. Softw. **29** (2003), no. 3 287 C296.
 - [37] D. J. Broadhurst, N. Gray and K. Schilcher, Z. Phys. C **52**, 111 (1991).
 - [38] K. Melnikov and T. van Ritbergen, Nucl. Phys. B **591**, 515 (2000) [hep-ph/0005131].
 - [39] Y. Jia and D. Yang, Nucl. Phys. B **814**, 217 (2009) [arXiv:0812.1965 [hep-ph]].
 - [40] K. A. Olive *et al.* [Particle Data Group Collaboration], Chin. Phys. C **38**, 090001 (2014).
 - [41] K. G. Chetyrkin, J. H. Kuhn and M. Steinhauser, Comput. Phys. Commun. **133**, 43 (2000) [hep-ph/0004189].
 - [42] Y. Jia, J. X. Wang and D. Yang, JHEP **1110**, 105 (2011) [arXiv:1012.6007 [hep-ph]].