

Search for Heavy Right-Handed Neutrinos at the LHC and Beyond in the Same-Sign Same-Flavor Leptons Final State

John N. Ng^{1,1}, Alejandro de la Puente^{1,2}, and Bob Wei-Ping Pan^{2,3}

(1) Theory Group, TRIUMF,
4004 Wesbrook Mall
Vancouver BC V6T 2A3, Canada.

(2) Department of Physics
National Tsing Hua University
Hsin Chu 300, Taiwan, Republic of China

ABSTRACT:

In this study we explore the LHC's Run II potential to the discovery of heavy Majorana neutrinos, with luminosities between 30 and 3000 fb⁻¹ in the $l^\pm l^\pm j$ final state. Given that there exist many models for neutrino mass generation, even within the Type I seesaw framework, we use a simplified model approach and study two simple extensions to the Standard Model, one with a single heavy Majorana neutrino, singlet under the Standard Model gauge group, and a limiting case of the left-right symmetric model. We then extend the analysis to a future hadron collider running at 100 TeV center of mass energies. This extrapolation in energy allows us to study the relative importance of the resonant production versus gauge boson fusion processes in the study of Majorana neutrinos at hadron colliders. We analyze and propose different search strategies designed to maximize the discovery potential in either the resonant production or the gauge boson fusion modes.

¹misery@triumf.ca

²adelapue@triumf.ca

³two.joker@gmail.com

Contents

1	Introduction	1
2	Two Simplified Models	4
2.1	Single Majorana Fermion Extension to the Standard Model	4
2.2	Gauge bosons beyond the Standard Model	6
2.3	Constraints	8
3	Same-sign leptons at the LHC and beyond	11
3.1	Background	11
3.2	SM + N_R : S-channel collider reach at 13 and 100 TeV	13
3.3	SM + N_R : T-channel collider reach at 13 and 100 TeV	17
3.4	Left-Right Symmetric Model: Collider reach at 13 and 100 TeV	22
4	Discussion	28
A	T-channel amplitudes	31
B	The \mathbb{E} 4-particle kinematical variable	32

1 Introduction

There is convincing evidence for the existence of three active neutrino species [1, 2], at least two are massive. Their mass pattern has been narrowed down to a normal or an inverted hierarchy or degenerate [3–8]; however, the absolute mass scale remains unknown. In addition, we are now capable of measuring CP violation in the lepton sector, given that the last mixing angle, θ_{13} , has been measured by several reactor experiments [9–11] and the T2K accelerator experiment [12]. The experimental status of neutrino physics suggests that the evidence for neutrino masses represents a clear motivation for new physics beyond the Standard Model (SM). In principle this is due to the fact that within the SM, neutrinos are massless and one may incorporate new degrees of freedom or effective interactions to generate Dirac or Majorana masses. The latter is an interesting possibility since a Majorana mass term violates lepton number by two units. While a neutrinoless double beta decay ($0\nu\beta\beta$) signal would be a breakthrough giving us knowledge on the nature of neutrinos and with additional assumptions the scale of the active neutrino mass matrix, the observation of lepton flavor violating processes at the LHC can shake the foundations of the SM with additional mechanisms and with luck we may directly find the new particles associated with these interactions.

In the minimal Type I seesaw mechanism [13], the SM is extended with a single Majorana fermion, singlet under the SM gauge group. Within this framework, the Majorana fermion carries lepton number and couples to left-handed leptons through the Higgs field. In addition, a Majorana mass term for the Majorana fermion can be implemented consistent with the gauge symmetries of the SM. The Majorana nature of this fermion and its mixing with the SM active neutrinos may lead to interesting testable interactions at the LHC that violate lepton number such as the production of same-sign leptons in association with jets. This final state can be achieved through resonant production of a Majorana neutrino and through gauge boson fusion. There has been a number of theoretical studies aimed at examining the sensitivity that the LHC has to heavy Majorana neutrino masses and to set limits on the couplings to leptons that arise from mixing with the active SM neutrinos [14–21]. In particular, a 14 TeV LHC with 100 fb^{-1} may have sensitivity to resonant production of Majorana neutrinos with masses up to $\sim 400 \text{ GeV}$ using the $\mu^\pm\mu^\pm$ and $\mu^\pm e^\pm$ channels. However, the $W\gamma$ fusion can reach masses up to 530 GeV in the $\mu^\pm\mu^\pm$ channel [22]. Furthermore, in the regime where the Majorana Neutrino has mass below the mass of the SM W boson, the authors in [23] have shown that the LHC can be sensitive to mixing angles in the range $10^{-4} - 10^{-3}$ and Majorana neutrino masses below 15 GeV . This is done by looking for a prompt lepton in association with a displaced lepton jet. For heavy Majorana masses, no significant reach can be achieved with the gauge bosons fusion process. These channels are collider analogue to $(0\nu\beta\beta)$ which are not available there. Moreover, the ee channel may be sensitive to electron-like Majorana neutrinos with masses between $150 - 1400 \text{ GeV}$ and higher LHC energies [24].

Alternatively, one can extend the SM to be left-right symmetric; partnering right-handed charged leptons with new right-handed neutrinos into an $\text{SU}(2)_R$ doublet. Within this class of models, the gauge couplings are left-right symmetric and a new charged gauge boson, W_R , connects right-handed charge currents [25–29]. The phenomenology of left-right symmetric models is very rich with the appearance of new scalar degrees of freedom and lepton violating process such as the production of same-sign leptons. The latter can be induced from the production of a right-handed charged gauge boson. A number of theoretical studies have examined the sensitivity that the LHC has to elements of the right-handed lepton mixing matrix, the mass of W_R and Majorana neutrino masses [30–41].

With the LHC running, both CMS and ATLAS have searched for same-sign dilepton final states using light- or b -jets [42–44]. In addition, a recent analysis by CMS [45] is used to search for heavy Majorana neutrinos in the same-sign dimuon channel with an integrated luminosity of 19.7 fb^{-1} and 8 TeV center of mass energies with a sensitivity to a Majorana mass of 500 GeV . Dedicated searches to probe same-sign leptons within the framework of left-right symmetric models have also been carried out. In particular, both CMS and ATLAS have set limits on heavy Majorana neutrino production assuming $M_{W_R} > M_{N_R}$ and identical quark and neutrino mixing matrices for the left- and right-handed interactions [46, 47]. The exclusion regions extending to $M_{W_R} \sim 3 \text{ TeV}$ in the (M_{W_R}, M_{N_R}) plane.

Our work compliments and extends the various analyses discussed above. In the present analysis we explore the LHC’s Run II potential to discover heavy Majorana neutrinos with

luminosities between 30 and 3000 fb⁻¹ the $l^\pm l^\pm j$ final state. Given that there exist many models for neutrino mass generation, even within the Type I seesaw framework, we use a simplified model approach and study two simple extensions to the Standard Model, one with a single heavy Majorana neutrino, singlet under the Standard Model gauge group, and a limiting case of the left-right symmetric model. We would like to emphasize that simplified models are not complete models. They are constructed to highlight specific points which in our case means LHC signals, and they can be mapped into more realistic models. They can also be viewed as truncations of more complete models. For the Type I Seesaw, a more natural framework would include at least two heavy right-handed neutrinos to explain the mass differences between the active neutrinos. However, in the mass eigenstate basis of these new heavy Majorana neutrinos the mixing angles and the masses can be treated as independent variables. Furthermore, more details regarding the model are necessary to determine the correlation between the new parameters and the mass differences of the active neutrinos. We will be conservative and assume that only the lightest of the new heavy states are within reach of the LHC or future circular collider. Incorporating a second and third heavy Majorana neutrino simply leads to a duplication of our results; thus we ignore the heavier degrees of freedom and also the mass relation between active neutrinos. Thus, we can focus on the lightest heavy Majorana neutrino without loss of generality. Furthermore, the usual Type I seesaw model has very small mixing of light and heavy neutrinos. This can be circumvented by arranging structures in the heavy neutrino mass matrix. The details are highly model dependent; albeit important for fitting low energy neutrino data, see e.g. [48, 49]. In the simplified model this is captured by allowing the couplings of the heavy neutrino to the charged leptons to be free parameters. We then extend the analysis to a future hadron collider running at 100 TeV center of mass energies. This extrapolation in energy allows us to study the relative importance of the resonant production versus gauge boson fusion processes in the study of Majorana neutrinos at hadron colliders. We analyze and propose different search strategies designed to maximize the discovery potential in either the resonant production or the gauge boson fusion modes. Our work is strictly phenomenological. We check consistency with the strongest model independent constraints that arise from low energy interactions such as rare decays of the muon, unitarity of the PMNS matrix, and the null evidence for $(0\nu\beta\beta)$. A well known caveat to be added here is that other than unitarity tests, low energy constraints are obtained with the assumption that other new physics do not contribute significantly.

The summary of our study is as follows: In Section 2 we introduce the models and interpret current low energy and collider constraints. In Section 3 we calculate the leading SM backgrounds and propose various search strategies designed to maximize the discovery potential in either the resonant production or the gauge boson fusion modes of a heavy Majorana neutrino. In Section 4 we provide concluding remarks.

2 Two Simplified Models

To study same-sign leptons production in association with jets at the LHC run II and future higher energy colliders, we examine two simplified models that give rise to this final state topology. The first one consists only of SM gauge interactions and the only added new degree of freedom is the singlet heavy Majorana N_R fermion which mixes with the 3 active SM neutrinos. The mass of N_R and its mixing with the active neutrinos are taken to be free parameters. The second model implements an additional SU(2) gauge symmetry under which the right-handed leptons and quarks are charged unlike the left-handed chirality. N_R now partners with the right-handed charged leptons. This can be part of a left-right symmetric model that can give rise to realistic masses for the active neutrinos. The details are not essential for our purpose. In what follows, we review different aspect of these two theoretical approaches and indicate how they can be related to more complete models.

2.1 Single Majorana Fermion Extension to the Standard Model

The following framework consists of an extension to the SM with a single Majorana fermion, singlet under the SM gauge interactions. Within this analysis, the Majorana fermion, N_R , mixes with the three active neutrinos. We are aware that to get realistic active neutrino masses, two or more Majorana neutrinos have to be added. In the spirit of the simplified model we are considering we can assume that these additional states are either much heavier or have negligible mixings. Following the analysis detailed in [17] where in terms of mass eigenstates, the gauge interaction Lagrangian is given by:

$$\begin{aligned} \mathcal{L} = & -\frac{g}{\sqrt{2}}W_\mu^+ \left(\sum_{l=e}^{\tau} \sum_{m=1}^3 U_{lm}^* \bar{\nu}_m \gamma^\mu P_L l \right) - \frac{g}{\sqrt{2}}W_\mu^+ \left(\sum_{l=e}^{\tau} V_{l4}^* N_R^c \gamma^\mu P_L l \right) \\ & - \frac{g}{2 \cos \theta_W} Z_\mu \left(\sum_{l=e}^{\tau} V_{l4}^* N_R^c \gamma^\mu P_L \nu_l \right) + \text{H.c.}, \end{aligned} \quad (2.1)$$

where U and V provide a relationship between the flavor basis, ν'_{lL} and the mass basis parametrized by ν_{mL} such that

$$\nu'_{lL} = \sum_{m=1}^3 U_{lm} \nu_m + V_{lN} N_L^c, \quad (2.2)$$

with $UU^\dagger + VV^\dagger = 1$. We refer the reader to [19] for more details regarding the mixing formalism. In our simplified approach, we parametrize the charged current interactions by introducing the parameters ϵ_l , where

$$\epsilon_l = V_{lN}. \quad (2.3)$$

For Type I seesaw models the mass of the Majorana neutrino is commonly assumed to be $M_{N_R} \geq 10^{14}$ GeV to obtain active neutrino masses below 2 eV [50]. However, there exist

well motivated models that can lower the seesaw scale and/or have a sizable coupling to the SM particles. Notable examples are structures or cancelations in the heavy neutrino sector that can lead to $M_{N_R} \sim \mathcal{O}(\text{TeV})$ and larger mixings [49]. Approximately conserved lepton number has also been invoked [51, 52]. The inverse seesaw mechanism can also yield TeV scale N_R masses with mixings at a few percent [53]. In our analysis we will take a model independent approach and vary the ϵ couplings freely to investigate the range that the LHC can probe.

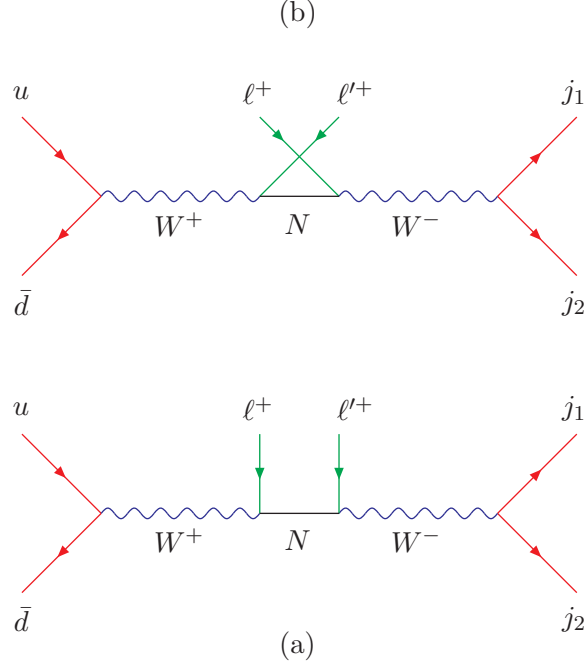


Figure 1. Feynman diagrams for the S -channel contribution to same-sign lepton production.

The signal that will be probed in this study is given by

$$p p \longrightarrow l^\pm l'^\pm + j j, \quad (2.4)$$

where l, l' denote either an electron or muon. One important aspect of this reaction is that it contains no missing transverse energy at the parton level. Most of the missing energy will appear after a full detector simulation has been carried out, mostly due to the misidentification of jets. At the parton level there are two channels to consider:

1. s -channel $u\bar{d}$ annihilation depicted in Figure 1:

$$u + \bar{d} \longrightarrow W^* \longrightarrow l^+ + N_R \longrightarrow l^+ l'^+ + W, \quad (2.5)$$

with the W decaying into light jets. The Majorana neutrino, N_R can be on- or off-shell

depending on the mass, M_{N_R} . In this channel, the W from the decay of N_R can allow us to control the large SM backgrounds since one may reconstruct the W mass using the two light jets for not too large M_{N_R} .

2. t-channel or WW fusion process depicted in Figure 2:

$$u + u \longrightarrow d + l^+ l'^+ + d. \quad (2.6)$$

In this process, the Majorana neutrino is always off-shell. If the initial quarks have the same color, a contribution to the amplitude will arise by interchanging the two forward outgoing jets.

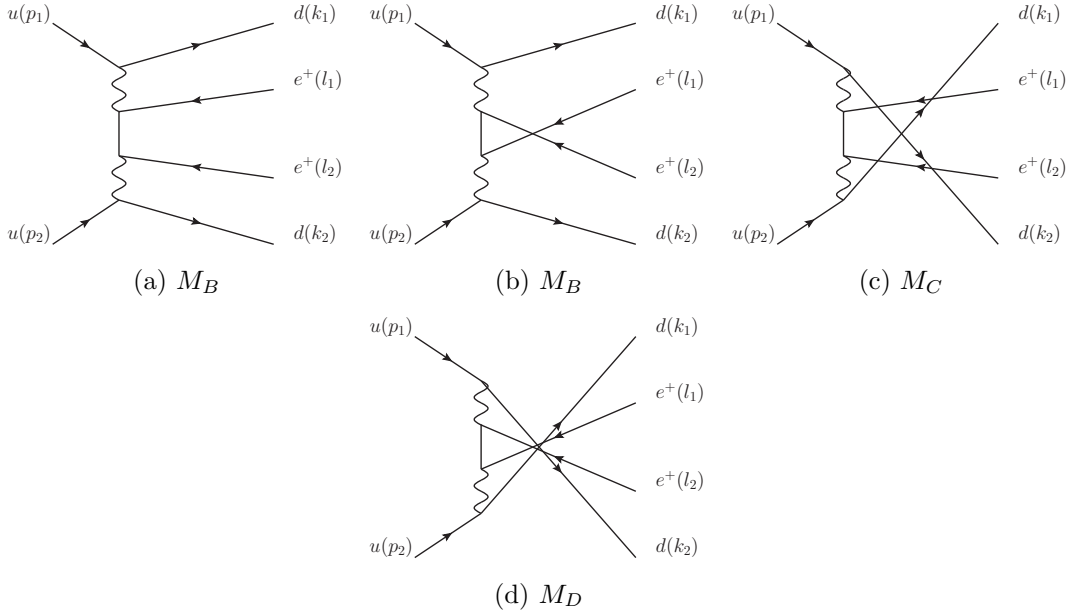


Figure 2. Feynman diagrams for the T -channel contribution to same-sign lepton production. Diagrams (c) and (d) correspond to contributions where the final state patrons have the same color.

2.2 Gauge bosons beyond the Standard Model

The signal topology described above is not unique to models that generate mixing between a heavy "right-handed" Majorana neutrino and the three active neutrino species. In fact, models that go beyond the SM and that include additional gauge degrees of freedom can give rise to same-sign lepton final states. Left-right symmetric models are primarily motivated to address the origin of parity violation in low energy physics. It assumes that the Lagrangian is left-right symmetric, with the observed asymmetry, such as in β -decay, arising from a vacuum expectation not invariant under parity transformations. The $SU(2)_L \times SU(2)_R \times U(1)_{B-L} \times P_{L \leftrightarrow R}$, at low energies, breaks down to the SM gauge group with new particles mediating new interactions arising at higher energies [25–29], in particular, right-handed charged currents, W_R^\pm .

Below we summarize essential ingredients pertaining to left-right symmetric models in light of a same-sign lepton final state at the LHC and refer the reader to [54] for a full review of the theory.

In our analysis we assume that new charged currents are associated with a gauged $SU(2)_R$ symmetry and introduce three heavy Majorana fermions, $N_R^{e,\mu,\tau}$, that together with the right-handed charged leptons transform under the fundamental representation of the new gauge symmetry. The matter content can be written as

$$\begin{aligned} q_L = \begin{pmatrix} u \\ d \end{pmatrix}_L : (2, 1, 1/3), \quad q_R = \begin{pmatrix} u \\ d \end{pmatrix}_R : (1, 2, 1/3), \\ L_L = \begin{pmatrix} \nu \\ l \end{pmatrix}_L : (2, 1, -1), \quad L_R = \begin{pmatrix} N^l \\ l \end{pmatrix}_R : (1, 2, -1). \end{aligned} \quad (2.7)$$

Here by symmetry we have three right-handed neutrinos N^l . Within this framework, the minimal setup consists of one scalar bidoublet and two complex scalar triplets that are given by

$$\Phi = \begin{pmatrix} \phi_1^0 & \phi_2^+ \\ \phi_2^- & \phi_2^0 \end{pmatrix}, \quad \Delta_{L,R} = \begin{pmatrix} \delta_{L,R}^+/\sqrt{2} & \delta_{L,R}^{++} \\ \delta_{L,R}^0 & -\delta_{L,R}^+/\sqrt{2} \end{pmatrix}. \quad (2.8)$$

This is required to break the gauge symmetries down to $U(1)_{em}$. The scalar phenomenology is very rich and recent studies have been devoted to the possibility that a doubly charged scalar can be detected at the LHC and future more energetic hadron colliders [55–57]. In addition, production and decays of charged scalars could help determine the leptonic right-handed mixing matrix at the LHC [40]. In principle, the heavy gauge bosons will mix with the SM gauge sector, but this mixing is naturally small due the V-A nature of the charged current observed at low energies. In our analysis we explore the limit where the mixing is negligible.

In the minimal setup, lepton masses are due to the following Yukawa interactions

$$\begin{aligned} \mathcal{L}_Y = \bar{L}_L \left(Y_\Phi \Phi + \tilde{Y}_\Phi \tilde{\Phi} \right) L_R + \frac{1}{2} \left(L_L^T C i \sigma_2 Y_{\Delta_L} \Delta_L L_L \right) \\ + \frac{1}{2} \left(L_R^T C i \sigma_2 Y_{\Delta_R} \Delta_R L_R \right). \end{aligned} \quad (2.9)$$

In the absence of spontaneous CP violation we obtain a Dirac mass term mixing left- and right-handed leptons given by

$$M_D = v_1 Y_\Phi + \tilde{Y}_\Phi v_2, \quad (2.10)$$

where v_1 and v_2 are the vacuum expectation values (vev) of the Higgs bidoublet, ϕ_1^0 and ϕ_2^0 .

In addition both left- and right-handed neutrinos acquire a Majorana mass given by

$$\begin{aligned} M_\nu &= Y_{\Delta_L} v_L - M_D^T \frac{1}{M_{N_R}} M_D, \\ M_{N_R} &= Y_{\Delta_R} v_R, \end{aligned} \quad (2.11)$$

with $v_L = \langle \delta_L \rangle$ and $v_R = \langle \delta_R \rangle$. In contrast to the Type I seesaw models v_L need not be zero at the tree level, although it is expected to be small compared to the Fermi scale. The details are model dependent. The diagonalization of the mass matrices proceeds as in the Type I seesaw, leading to charged current interactions that in the mass eigenstate basis are given by

$$\mathcal{L}_{cc} = \frac{g}{\sqrt{2}} \left(\bar{\nu}_L V_L W_L l_L + \bar{N}_R^l V_R W_R l_R \right) + \text{H.c.}, \quad (2.12)$$

where $V_{L,R}$ are the 3×3 left- and right-handed mixing matrices respectively. In the above Lagrangian, V_L and V_R have been obtained in the limit where $M_D/M_{N_R} \ll 1$. In this limit $V_L \equiv U_{\text{PMNS}}$ and parametrizes the mixing of light neutrinos through charged current interactions leading to neutrino oscillations, while V_R parametrizes new phenomena that can be probed at the LHC and through various lepton flavor violating processes [40, 41].

The goal of this study is to probe V_R , in particular the signal topologies in Figures 1 and 2 with $W \rightarrow W_R$ at the LHC with 13 TeV center of mass energies and at a future 100 TeV Collider. To accomplish this, we focus only on the structure given in Equation (2.12) to parametrize the charged currents in the lepton sector and assume that W_R couples at leading order to quarks with a hierarchical structure similar to that of the SM CKM matrix. This is done to suppress the bounds on M_{W_R} that arise from measurements of CP violating effects of the $K_L - K_S$ mass difference and B_d, B_s meson parameters [58–60]. However we direct the reader to [61–63] where a general study on right-handed quark mixings can be found.

2.3 Constraints

In the singlet Majorana extension to the SM introduced Section 2.1, the Majorana neutrino mixes with active neutrinos with a strength proportional to ϵ_l for $l = e, \mu, \tau$. As a result, this framework is sensitive to model independent constraints that arise from lepton unitarity [64, 65]. These are

$$|\epsilon_e|^2 < 0.012, \quad |\epsilon_\mu|^2 < 0.0096, \quad |\epsilon_\tau|^2 < 0.016. \quad (2.13)$$

In addition, indirect constraints that are model dependent arise from rare decays of the muon and muon properties, such as $\mu \rightarrow e\gamma$ and the muon anomalous magnetic moment, a_μ . The validity of these constraints assumes that N_R is the only source of new physics entering the calculation of the matrix elements, such that there is no cancellations arising from unknown physics. The Feynman diagram is depicted in Figure 3 and we use the unitary gauge to avoid the need to implement the coupling of N_R to the would-be goldstone modes. The amplitude is given by

$$T = A \xi^\mu(q) \bar{u}_e(p-q) [i \sigma_{\mu\nu} q^\nu (1 + \gamma^5)] u_\mu(p), \quad (2.14)$$

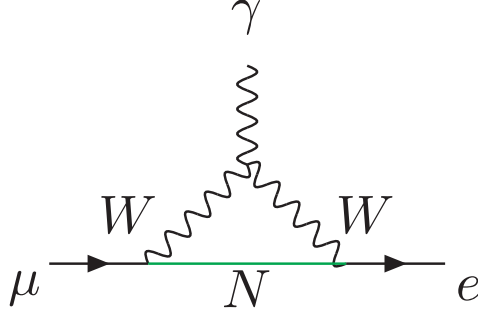


Figure 3. Contribution to the $\mu \rightarrow e\gamma$ decay rate in the presence of a heavy Majorana neutrino. In left-right symmetric models, the the SM W gauge boson can be replaced by W_R .

where ξ^μ denotes the photon polarization vector with momentum q . Charged lepton self-energy diagrams and the active neutrino diagrams that are necessary to cancel divergences are not shown. The Majorana neutrino contribution is given by

$$A = \frac{i}{32\pi^2} \frac{g^2 e}{8} \frac{m_\mu}{M_W^2} \epsilon_\mu \epsilon_e F \left(\frac{M_{N_R}^2}{M_W^2} \right), \quad (2.15)$$

where $F(a)$ can be determined from

$$\begin{aligned} F(a) &= \frac{13}{6} - \frac{a(1 - 6a + 3a^2 + 2a^3 - 6a^2 \ln a)}{(1 - a)^4} \\ &\equiv \frac{13}{6} - f(a) \end{aligned} \quad (2.16)$$

where $a \equiv M_{N_R}^2/M_W^2$. The contributions from the active neutrinos can be obtained by taking the limit $M_{N_R} \rightarrow 0$. These contributions can be subtracted out by using the unitarity of the neutrino mixing matrix. With the above two equations, the branching ratio for $\mu \rightarrow e\gamma$ is given by

$$\begin{aligned} BR(\mu \rightarrow e\gamma) &= \frac{3\alpha}{32\pi} |\epsilon_\mu \epsilon_e|^2 |f(a)|^2 \\ &= \frac{3\alpha}{8\pi} |\epsilon_\mu \epsilon_e|^2, \end{aligned} \quad (2.17)$$

where the second equality is valid in the limit of very heavy N_R compare to the gauge boson.

For the case of right-handed gauge interactions we use the unitarity of the right-handed neutrinos mixing matrix and take the limit where two of the three N_R^l decouple from the low energy theory to obtain

$$BR(\mu \rightarrow e\gamma) = \frac{3\alpha}{32\pi} \left(\frac{M_W}{M_{W_R}} \right)^4 |V_{R\mu 1} V_{Re 1}^*|^2 |2 - f(a)|^2, \quad (2.18)$$

where M_W denotes the mass of the SM charged gauge boson and $(M_W/M_{W_R})^4$ arises due to normalization. The current experimental bound is $BR(\mu \rightarrow e\gamma) \leq 5 \times 10^{-13}$ [66].

Similarly, the contribution from N_R to the anomalous magnetic moment of the muon, a_μ if given by

$$\begin{aligned}\Delta a_\mu &= -c \left[\frac{5}{12} + \frac{15 - 74a + 114a^2 - 54a^3 - a^4 - 12a^2(2 - 3a) \ln a}{12(1 - a)^4} \right] \\ &= - \begin{cases} \frac{5}{3}c, & a \rightarrow 0 \\ \frac{1}{3}c, & a \rightarrow \infty \end{cases}\end{aligned}\tag{2.19}$$

where $c = \frac{g^2}{32\pi^2} \frac{m_\mu^2}{M_W^2} |\epsilon_\mu|^2$. The first limit in the above equation is consistent with the results appearing in [67]. The experimental limit for the deviation is $a_\mu^{\text{exp}} - a_\mu^{\text{th}} = 287(63)(49) \times 10^{-11}$. A few comments are in order:

1. Neutrinos, heavy or otherwise, contribute negatively to a_μ and will not explain the alleged discrepancy with the SM.
2. The calculation of Δa_μ does not make use of the unitarity condition of the lepton mixing matrix.

Neutrinoless double beta decay can be a sensitive probe for the absolute neutrino mass scale and/or the mixings of heavy neutrinos with the active ones. The caveat here is that the theoretical uncertainties involved in the calculation of the nuclear matrix elements are difficult to quantify. To compound this when heavy neutrino intermediate states are involved one is dealing with very short distances between the two neutrons involved, and the uncertainties are even larger. With this in mind, the best limit on this reaction comes from the decay of ^{76}Ge which gives an upper bound on the Majorana active neutrino mass of $m_\nu < 300 - 600$ meV [68]. This bound translates to a bound on the light-heavy mixing element $V_{eN} \equiv \epsilon_e$, Section 2.1, and it is given by

$$\frac{|V_{eN}|^2}{M_{N_R}} < 5 \times 10^{-8} \text{ GeV}^{-1}.\tag{2.20}$$

Within left-right symmetric models, Section 2.2, a similar bound can be obtained on the mixing matrix elements between the right-handed leptons, V_{ei} , where i runs over the three heavy right-handed neutrinos, $N_R^{i=e,\mu,\tau}$. In particular, one can constrain

$$\epsilon_{N_R} = \sum_{i=1}^3 V_{R\,ei}^2 \frac{m_p}{M_{N_R}} \frac{M_W^4}{M_{W_R}^4},\tag{2.21}$$

[41] using the current experimental limit of $|\epsilon_N| < 2 \times 10^{-8}$ [69].

In addition to low energy direct and indirect constraints, collider searches can be used to probe the single Majorana extension of the SM, in particular flavor violating final states. The most recent analysis by the CMS collaboration targets the same-sign dimuon channel with $\sqrt{s} = 8$ TeV center of mass energies and 19.7 fb^{-1} of integrated luminosity [45]. The limits obtained are on the $V_{\mu N}$ mixing element and result on the following upper bounds: $|V_{\mu N}|^2 < 0.00470, 0.0123, 0.583$ for Majorana neutrinos masses of 90, 200 and 500 GeV respectively. However, for a 200 and 300 GeV Majorana mass the unitarity bound given in Eq. (2.13) is stronger, making the latter the primary constraint limiting the value of ϵ_μ that we use in our analysis. This analysis equally constrains the left-right symmetric model discussed in the previous section. In addition, both CMS and ATLAS have reported limits on heavy Majorana neutrino production in the context of the left-right symmetric models [46, 47]. The limits are for heavy Majorana production with $M_{W_R} > M_{N_R}$ and identical left- and right-handed mixing matrices. The region excluded extends to $M_{W_R} \sim 3$ TeV, with a region defined in the $M_{W_R} - M_{N_R}$ plane.

3 Same-sign leptons at the LHC and beyond

3.1 Background

Within the SM, lepton number violating processes are absent at zero temperature. However, there exist certain SM processes that can give rise to a same-sign lepton final state in association with jets. The two leading backgrounds discussed below are simulated at leading order using MadGraph 5 [70]. We implement PYTHIA [71] for the parton showering and hadronization and a fast detector simulation is carried out using Delphes 3 [72]. The detector simulator is used for jet clustering, track reconstruction and lepton identification and isolation. Light jets are reconstructed using the anti- k_T algorithm with parameter $\Delta R = 0.5$. Furthermore, we calculate the lepton isolation criteria, I_l , by summing the p_T of all tracks within a cone of size $\Delta R = 0.5$ around the leptons and require that

$$I_l = \frac{\sum_{i \neq l} p_{T,i}}{p_{T,l}} < 0.10. \quad (3.1)$$

The two leading background processes at the LHC are the following:

1. $p p \rightarrow W^+ W^+ j j$ **with low missing transverse energy, \cancel{E}_T .**

This SM process is an irreducible background and dominates when the amount of missing transverse energy is small and comparable to the signal. The parameter space for heavy Majorana neutrinos within the SM was studied in [17] using 14 TeV center of mass energies and a luminosity of 100 fb^{-1} . The authors identified the following series

of cuts that would suppress this background and enhance the significance of a $\mu^\pm\mu^\pm j$:

$$\begin{aligned} p_{T,\mu} &> 10 \text{ GeV}, & \eta_\mu &< 2.5 \\ p_{T,j} &> 15 \text{ GeV}, & \eta_j &< 3.0 \\ \Delta R_{lj}^{\min} &> 0.5, & \cancel{E}_T &< 25 \text{ GeV}. \end{aligned} \tag{3.2}$$

However, a search performed by the CMS collaboration for same-sign muons and electrons using 4.9 fb^{-1} of data at $\sqrt{s} = 7 \text{ TeV}$ [73] determined that the leading background for same-sign leptons in association with jets is from the QCD multijet component with misidentify jets as leptons. Consequently, the impact of the QCD background should be analyzed further.

2. QCD multijet background.

This background is mostly due to $p p \rightarrow 4j$ with two jets misidentified as leptons. In addition, leptons may arise from decays of heavy flavored jets. Although there are studies by ATLAS on muon fake rates [74], the electron fake rate does not have a reference value. However, from the studies in [73] and [74], the electron fake rate can be anywhere between $10^{-4} - 10^{-5}$. In what follows we refer to the fake rate as $\epsilon_{j \rightarrow l}$ and emphasize that the fake rate highly depends on the detector and energy, making it difficult to determine with a fast detector simulator such as Delphes. In our analysis, we will assume a given fake rate and determine the background suppression as a function of the misidentification efficiency. We extract an upper bound on this rate by comparing our simulated background after applying the following kinematic cuts that we find to significantly enhance our signal over the irreducible background described above:

$$\begin{aligned} p_{T,\mu} &> 10 \text{ GeV}, & \eta_\mu &< 2.5 \\ p_{T,j} &> 20 \text{ GeV}, & \eta_j &< 5.0 \\ m_{l_1, l_2} &> 10 \text{ GeV}, & \cancel{E}_T &< 40 \text{ GeV}, \end{aligned} \tag{3.3}$$

where l_1 and l_2 denote the leading and subleading leptons, to the number of simulated events using the latest search for $\mu^\pm\mu^\pm$ by the CMS collaboration [73] with 19.7 fb^{-1} at $\sqrt{s} = 8 \text{ TeV}$. The result is a muon misidentification rate (fake rate) of $\epsilon_{j \rightarrow l} \sim 2 \times 10^{-5}$. We use a generous upper bound for the electron misidentification rate of 10^{-5} .

In Tables 1 and 2 we show the generated backgrounds at parton level and after a full fast detector simulation for $\sqrt{s} = 13, 100 \text{ TeV}$ center of mass energies respectively with 3000 fb^{-1} of integrated luminosity. The detector level results are shown applying the cuts discussed in Equation (3.3) and the requirement that the leading two jets arise from the decay of a SM W gauge boson. The latter is used to enhance the sensitivity to the single heavy Majorana neutrino extension to the SM discussed in Section 2.1.

		$e^+e^+\nu\nu jj$	$e^+\mu^+\nu\nu jj$	$\mu^+\mu^+\nu\nu jj$	$4j \cdot \epsilon_{j \rightarrow l}^2$
Parton level	σ (fb)	0.3927	0.7849	0.3927	1.79
	N	1178	2354	1178	5370
Detector level + (3.3)	σ (fb)	0.1187	0.2674	0.1187	0.471
	N	356	802	356	1410
Detector level + (3.3) $+(M_W - 10.) < m_{j_1, j_2} < (M_W + 10.)$	σ (fb)	0.0094	0.0202	0.0119	0.0643
	N	28.3	60.7	35.6	193
Detector level + (3.3) $+(M_W - 5.) < m_{j_1, j_2} < (M_W + 5.)$	σ (fb)	0.0047	0.0100	0.0059	0.0323
	N	14.18	30	17.6	96.9

Table 1. SM backgrounds at 13 TeV. The event number is shown at a luminosity of 3000 fb⁻¹.

		$e^+e^+\nu\nu jj$	$e^+\mu^+\nu\nu jj$	$\mu^+\mu^+\nu\nu jj$	$4j \cdot \epsilon_{j \rightarrow l}^2$
Parton level	σ (fb)	3.686	7.370	3.694	44.2
	N	11058	22110	11082	133000
Detector level + (3.3)	σ (fb)	0.962	2.148	1.189	11.6
	N	2887	6444	3568	35000
Detector level + (3.3) $+(M_W - 10.) < m_{j_1, j_2} < (M_W + 10.)$	σ (fb)	0.0597	0.1388	0.0784	1.59
	N	179	416	235	4770
Detector level + (3.3) $+(M_W - 5.) < m_{j_1, j_2} < (M_W + 5.)$	σ (fb)	0.0291	0.0692	0.0395	0.798
	N	87.2	207.6	118.4	2390

Table 2. SM backgrounds at 100 TeV. The event number is shown at a luminosity of 3000 fb⁻¹.

3.2 SM + N_R : S-channel collider reach at 13 and 100 TeV

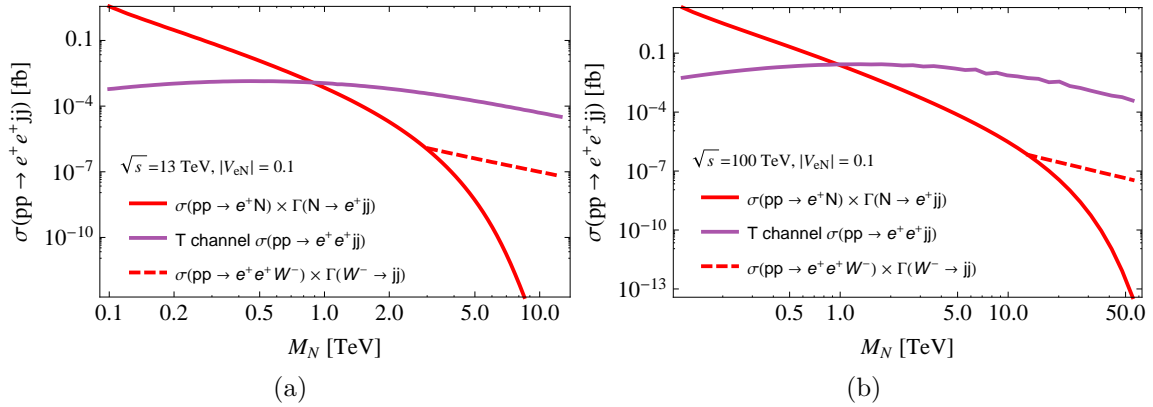


Figure 4. The S - and T -channel contribution using default parton-level cuts implemented in MadGraph 5 at 13 (left) and 100 (right) TeV using a flavor universal mixing angle of $\epsilon = 0.1$.

The presence of heavy Majorana neutrinos in either a structure only consisting of SM gauge symmetries or an extension of the SM with an additional non-abelian group structure

will contribute to the process $p p \rightarrow l^\pm l^\pm jj$ in two topological classes: S - and T -channels. The S -channel topology is depicted in Figure 1 and it is dominated by quark anti-quark fusion, in particular, the first generation. The T -channel topology is depicted in Figure 2 and has contributions from both quark-quark and quark-antiquark fusion. In the massless limit, for quarks, these two contributions have different helicity amplitudes. In this section we examine the sensitivity that Run II at the LHC and a future 100 TeV collider will have to the model discussed in Sections 2.1. For the left-right symmetric model, a combined S - and T -channel analysis is performed, since within this theoretical framework, the mass of the $SU(2)_R$ gauge boson is also a free parameter. The simulation of the signal at the parton level is carried out using MadGraph 5 [70]. In Figures 4(a) and 4(b) we show the S - and T -channel contributions to the same-sign electron cross section for the LHC running at $\sqrt{s} = 14$ TeV (left) and $\sqrt{s} = 100$ TeV (right) within the framework a single heavy Majorana neutrino extension of the SM using a coupling of $V_{eN} = 0.1$. From the plots we can observe that the T -channel contribution to the production cross section starts dominating for masses, M_{N_R} , approximately above 1 TeV.

In the above section we introduced the two most dominant backgrounds that must be suppressed to enhance the sensitivity that a hadron collider requires to probe a model with a lepton number violating same-sign lepton final state. Below we examine and introduce a search strategy aimed at extracting a statistical significant signal for Majorana masses below 1 TeV. The constraints discussed in Section 2.3, in particular $\mu \rightarrow e\gamma$, narrow down the relevant final states to $e^\pm e^\pm jj$ or $\mu^\pm \mu^\pm jj$, since in either case the cross section depends only on ϵ_e or ϵ_μ , and we can use either coupling to suppress the $\mu \rightarrow e\gamma$ constraint.

The simulation of the signal at the parton level is carried out using MadGraph 5 [70] with model files generated with FeynRules [75]. We use two input parameters in our simulation, the mass of the heavy Majorana neutrino, M_{N_R} , and a universal mixing to the active neutrino species, $\epsilon_e = \epsilon_\mu = \epsilon = 0.1$. We separately generate $e^\pm e^\pm jj$ and $\mu^\pm \mu^\pm jj$ final states. In addition we focus on Majorana masses above 100 GeV to avoid constraints from LEP [76–78] that restrict $|\epsilon_\mu|^2$ to values below $10^{-4} - 10^{-5}$ for Majorana masses between 5 – 80 GeV. The partial widths of N_R are thus given by

$$\Gamma_{N \rightarrow l^+ W^-} \approx \Gamma_{N \rightarrow l^- W^+} \approx \Gamma_{N \rightarrow \nu Z} \approx \frac{g^2 \epsilon^2}{64\pi} M_{N_R}^2 \left[\frac{M_{N_R}^2}{M_W^2} + 1 \right]. \quad (3.4)$$

We begin the analysis by applying the cuts used to treat the backgrounds described in Equation (3.3). However, the full detector simulation misidentifies a number of leptons as jets. The survival rate for our signal is shown in Figure 5(a) for a 13 TeV collider and in Figure 5(b) for 100 TeV. A clear signature of this model is the W that arises from the decay of a Majorana neutrino. Since we are looking at the hadronic decay mode of the gauge boson, the W can be tagged using the invariant mass of two jets in the event, in particular the leading two jets. In Figure 6 we show the invariant mass for different masses of the Majorana neutrino, M_{N_R} .

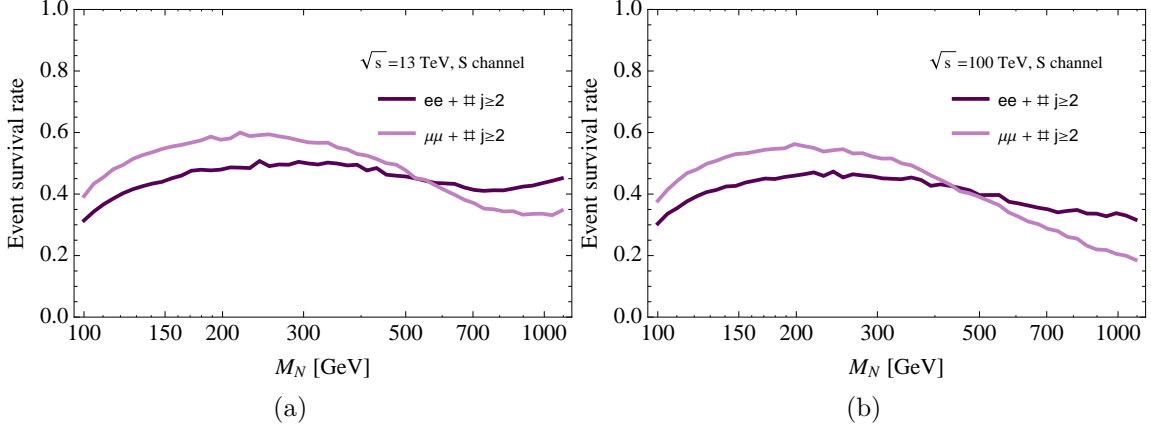


Figure 5. Survival rate for a same-sign lepton final state with at least two jets for 13 TeV (left) and 100 TeV (right) center of mass energies.

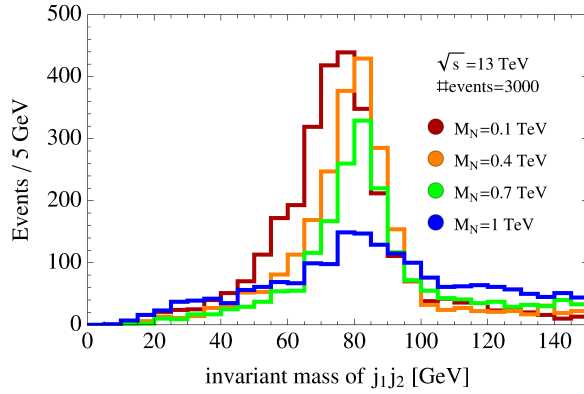


Figure 6. Invariant mass distribution of the two leading jets in our $eejj$ signal for various heavy Majorana neutrino masses, M_{N_R} .

To analyze the reach at the LHC and in a future 100 TeV collider to the S-channel signal of the simplified model, we define a significance variable by

$$\chi = \frac{S}{\sqrt{S+B}} \quad (3.5)$$

where S denotes the number of signal events and B the number of background events. Since we are using an inclusive final state (in charge) with same-sign leptons, the production cross-section is given by

$$\begin{aligned} \sigma &\propto \epsilon^2 [\Gamma(u, \bar{d} \rightarrow W^*) BR(N \rightarrow l^+ + jj') + \Gamma(u, \bar{d} \rightarrow W^*) BR(N \rightarrow l^- + jj')] \\ &= \epsilon^2 [\Gamma(u, \bar{d} \rightarrow W^*) + \Gamma(u, \bar{d} \rightarrow W^*)] BR(N \rightarrow l^\pm + jj'). \end{aligned} \quad (3.6)$$

Given that N_R is Majorana, $BR(N_R \rightarrow l^+ + jj') = BR(N_R \rightarrow l^- jj')$ and given the fact

that they are independent of the momentum transfer, we can treat $\epsilon^2 BR(N \rightarrow e^\pm + jj')$ as a scaling factor to the total amplitude. Therefore, we choose to carry out the simulation for a fixed value of $\epsilon = 0.1$ for all three lepton flavors. Thus

$$\epsilon^2 BR(N \rightarrow e^\pm + jj')_{\epsilon=V_{e4}=V_{\mu 4}=V_{\tau 4}} = |V_{e4}|^2 BR(N \rightarrow e^\pm + jj'), \quad (3.7)$$

and since $BR(N \rightarrow e^\pm + jj') = 2/27$ for the range of masses that we are considering, we can write

$$\frac{2}{27}\epsilon^2 = |V_{e4}|^2 BR(N \rightarrow e^\pm + jj'). \quad (3.8)$$

Similarly for the $\mu\mu jj$ final states. In our analysis we include systematic and statistical uncertainties and model the distribution as Gaussian with an statistical error given by \sqrt{N} , for N number of events. We find the 95% confidence level fit to ϵ using a χ variable defined by

$$\chi = \frac{\hat{\epsilon}^2 S_0}{\sqrt{\hat{\epsilon}^2 S_0 + B_{FR} + B_{SM} + \sigma_{sys}}}, \quad (3.9)$$

where $\hat{\epsilon} = \epsilon/0.1$, S_0 denotes the number of signal events with the benchmark value $\epsilon = 0.1$

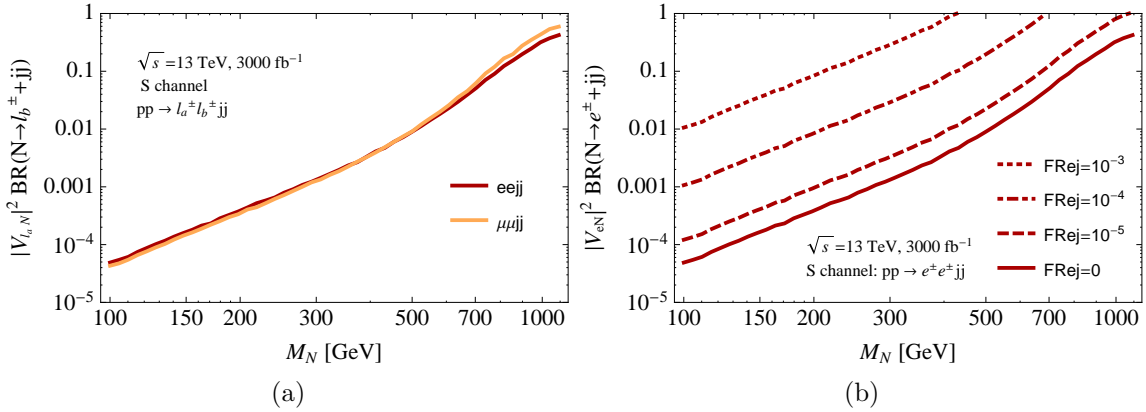


Figure 7. The 95% expected limit at 13 TeV and 3000 fb⁻¹ of integrated luminosity. On the left, the limits are shown without the QCD contribution while on the right, varying fake rates are introduced for the $e^\pm e^\pm jj$ final state.

and B_{SM}, B_{FR} denote the SM irreducible and QCD backgrounds respectively. The latter is scaled with the fake rate described earlier in the section. The systematic uncertainty is parametrized by σ_{sys} and we assume it to be negligible compared to the statistical component. In Figures 7(a) we plot the 95% C.L region of parameter space against the irreducible background using a center of mass energy of 13 TeV and 3000 fb⁻¹ of data. In Figure 7(b) we show the effect the QCD background with different fake rates in the $eejj$ channel. In Figures 8(a) and 8(b) we show the results of the simulation for a 100 TeV collider with 3000 fb⁻¹ of data. It is worth mentioning that our results improve by a non-negligible amount if instead of doing our fit to the the whole range of Majorana masses, we carry out a fit to

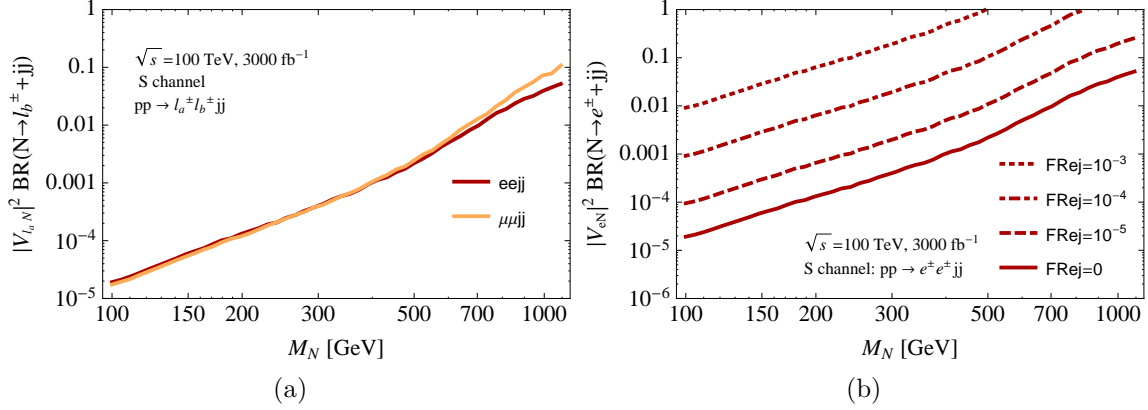


Figure 8. The 95% expected limit at 100 TeV and 3000 fb⁻¹ of integrated luminosity. On the left, the limits are shown without the QCD contribution while on the right, varying fake rates are introduced for the $e^\pm e^\pm jj$ final state.

bins of the Majorana mass parameter, M_{N_R} . In particular, we define a bin size of 10 GeV and fit our simulated data to obtain the 95% C.L regions; these are depicted in Figures 9(a) and 9(b) together with the results shown in the previous two figures for comparison. It is worth pointing out then that our analysis shows that a 13 TeV machine will have sensitivity to couplings approximately an order of magnitude below those probed by the latest CMS same-sign muon search [45].

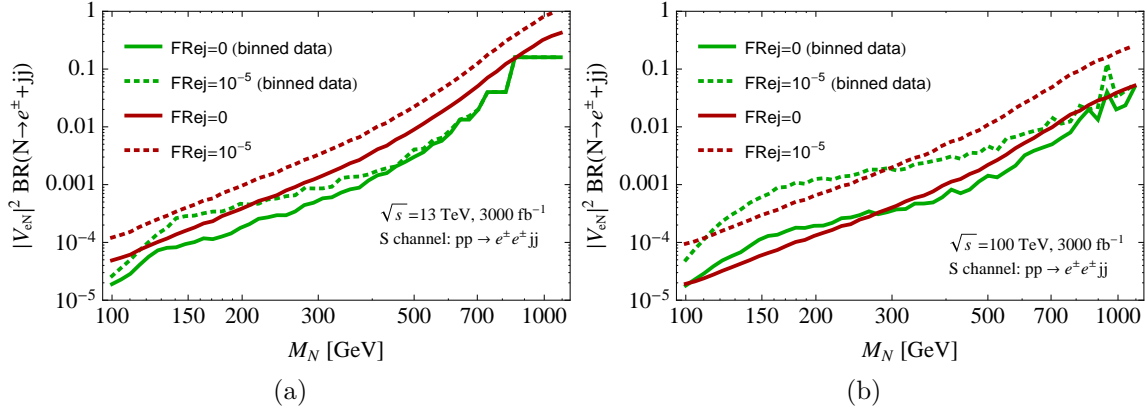


Figure 9. The 95% expected limits with a fit to 10 GeV bins of the invariant mass, M_{ljj} . The plot on the left corresponds to 13 TeV center of mass energies with varying fake rates while the plot on the right is a 100 TeV machine. For comparison the unbinned fit is shown in red.

3.3 SM + N_R : T-channel collider reach at 13 and 100 TeV

We saw at the beginning of Section 3.2 that the S -channel contribution to the production cross section decreases significantly for Majorana masses above ~ 1 TeV and the T -channel contribution begins to dominate. This effect can be easily understood given that for quark-

antiquark invariant masses below the mass of the heavy neutrino, the $pp \rightarrow l^+ N_R$ is closed while the $pp \rightarrow l^+ l^+ W^-$ is open; that is

$$\begin{aligned} s > M_{N_R}^2, \quad \sigma(pp \rightarrow l^+ l^+ jj)_{\text{dominant}} &= \sigma(pp \rightarrow l^+ N_R) BR(N_R \rightarrow l^+ jj) \\ s < M_{N_R}^2, \quad \sigma(pp \rightarrow l^+ l^+ jj)_{\text{dominant}} &= \sigma(pp \rightarrow l^+ l^+ W^-) BR(W \rightarrow jj). \end{aligned} \quad (3.10)$$

Although the phase space contribution from a 3-particle final state is larger than a 4-particle final state (T -channel), the S -channel amplitude is greatly affected due to the PDF suppression at high momentum fraction of the quark-antiquark initial state. A naive estimate allows us to determine that a 13 TeV pp machine with 3000 fb^{-1} of data cannot extract a statistically significant signal for masses, M_{N_R} , in the range $1 - 10 \text{ TeV}$. However, a 100 TeV machine with 3000 fb^{-1} of integrated luminosity can yield approximately 30 events with $\epsilon = 0.1$ before a full detector simulation is implemented. In Appendix A we show an explicit analysis of the various contributions to the T -channel amplitude that is used to determine a series of efficient cuts to extract a signal for Majorana masses above 1 TeV. In particular, we show that the amplitudes are proportional to the jet-pair invariant mass with the strongest enhancement arising from contributions proportional to the Majorana mass. In addition, for momentum transfer, $|q|^2$, below $M_{N_R}^2$, the amplitudes are also proportional to the lepton pair invariant mass.

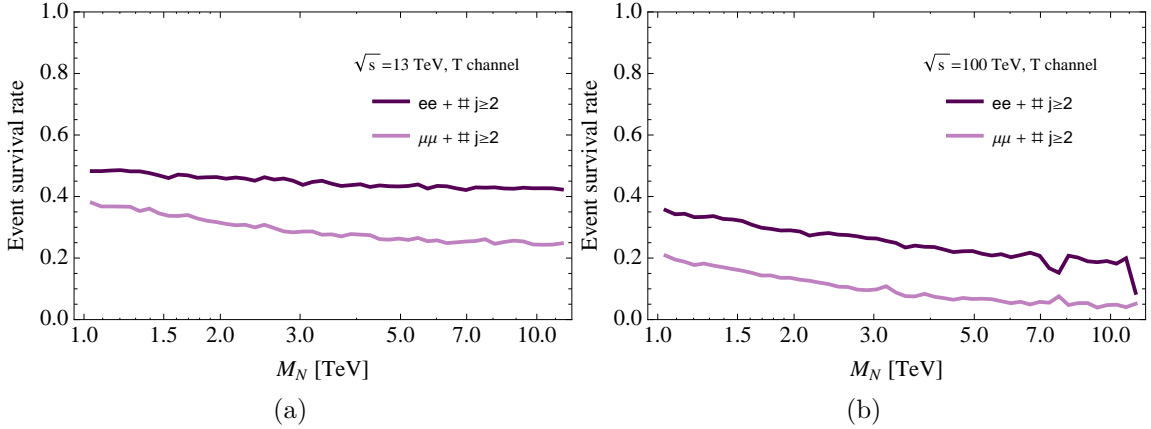


Figure 10. Survival rate for a same-sign lepton final state with at least two jets for 13 and 100 TeV center of mass energies.

In Figure 10 we show the performance of the detector simulation after implementing the default cuts introduced in Equation (3.3). For the range of masses that we are interested in we show the same-sign lepton reconstruction efficiency as a function of M_{N_R} in both 13 and 100 TeV machines. In both cases, the overall drop in efficiency is mainly due to the large pseudorapidities associated with jets in the hard process since the track reconstruction efficiency drops significantly for values of $|\eta|$ above 2.5. In fact, from Figure 11 we can see how boosted jets are in comparison to the SM background.

The T -channel dominated signal is especially interesting since in the $M_{N_R}^2 > |q|^2$ limit,

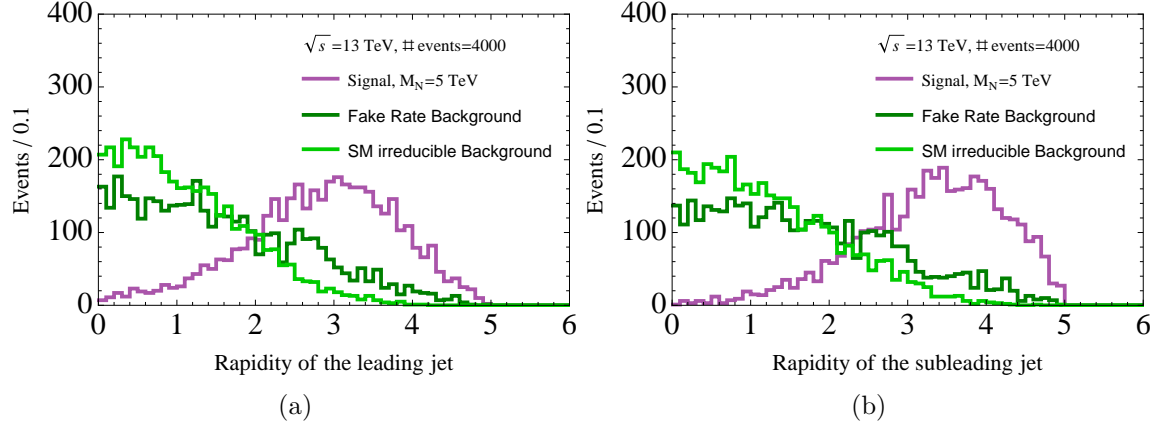


Figure 11. Pseudorapidity distribution of leading (left) and subleading (right) jets for the signal and SM backgrounds using a heavy Majorana neutrino with mass $M_{N_R} = 5$ TeV.

the distribution of kinematical variables does not depend on the mass of the heavy Majorana neutrino. In addition, in this limit, the leptons are highly isotropic with p_T values significantly higher than those of the SM background. This is shown in Figure 12. Finally, the

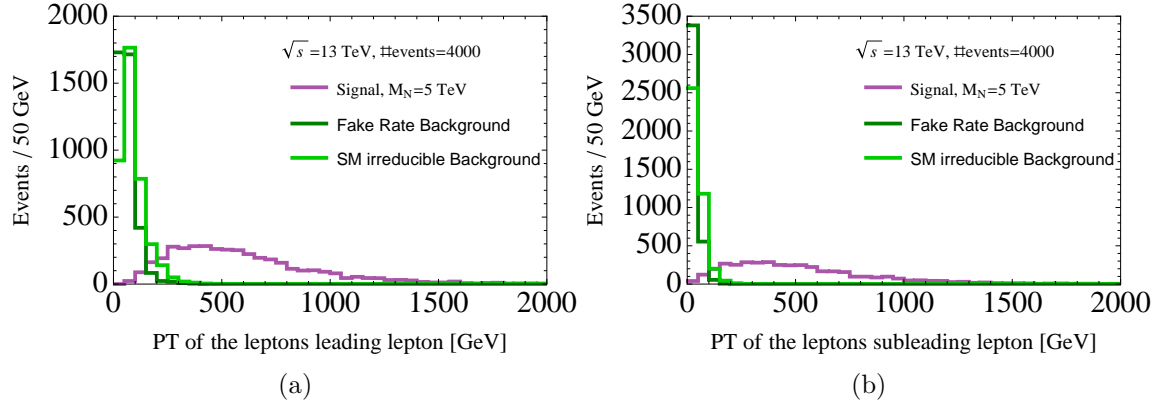


Figure 12. p_T distribution of leading (left) and subleading (right) leptons for the signal and SM backgrounds using a heavy Majorana neutrino with mass $M_{N_R} = 5$ TeV.

lepton-pair separation, ΔR_{ll} , and invariant mass distribution, m_{ll} , can also be used to reduce the background. The former is due to the fact that both leptons are back-to-back in the transverse plane. This is shown in Figure 13. Together with the default cuts introduced in Equation (3.3), we implement a series of additional cuts to extract a signal arising mainly from a T -channel dominated amplitude labeled T(s)13 and T(s)100 for 13 and 100 TeV machines

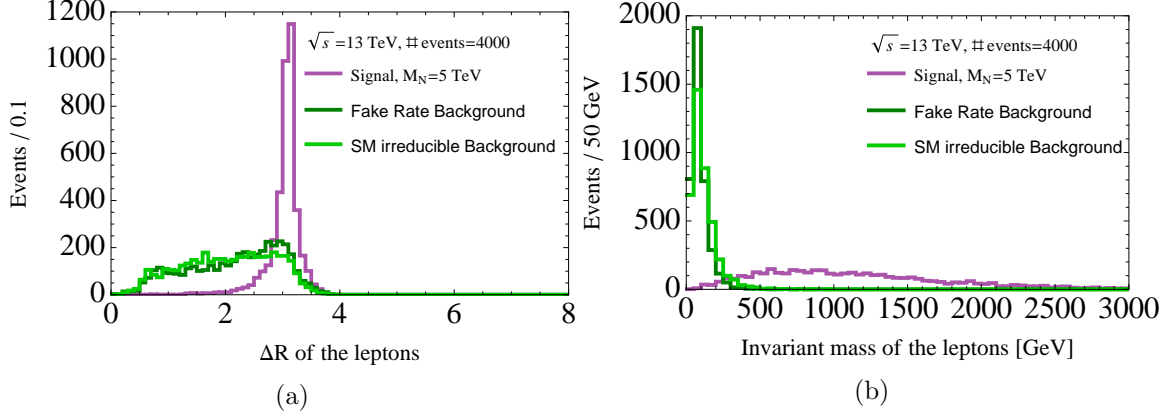


Figure 13. ΔR_{ll} (left) and m_{ll} (right) distributions for the signal and SM backgrounds using a heavy Majorana neutrino with mass $M_{N_R} = 5$ TeV.

respectively:

$$\begin{aligned}
\text{T13} & \quad m_{ll} > 500 \text{ GeV}, \quad p_{T,l} > 200 \text{ GeV}, \quad |\eta_l| > 2, \\
\text{T100} & \quad m_{ll} > 500 \text{ GeV}, \quad p_{T,l} > 350 \text{ GeV}, \quad |\eta_l| > 2, \\
\text{Ts13} & \quad m_{l_1 l_2, j_1 j_2} > 1500 \text{ GeV}, \quad \epsilon_{j \rightarrow l} > 10^{-5}, \\
\text{Ts100} & \quad m_{l_1 l_2, j_1 j_2} > 2500 \text{ GeV}, \quad \epsilon_{j \rightarrow l} > 10^{-5}.
\end{aligned} \tag{3.11}$$

While we emphasize the this strategy can yield large significances, it is very much dependent on the fake rate associated with the QCD background. That is, if the fake rate is higher, a tighter cut on the lepton p_T must be used. Furthermore, the lepton separation, ΔR_{ll} , is highly correlated with m_{ll} and the lepton's transverse momentum; we observe that it only reduces the signal after all other cuts are applied.

		$e^+e^+\nu\nu jj$	$e^+\mu^+\nu\nu jj$	$\mu^+\mu^+\nu\nu jj$	$4j \cdot \epsilon_{j \rightarrow l}^2$
Parton level	σ (fb)	0.3927	0.7849	0.3927	1.79
	N	1178	2354	1178	5370
Detector level + (3.3)	σ (fb)	0.1187	0.2674	0.1187	0.471
	N	356	802	356	1410
T13	σ (fb)	3.9×10^{-6}	7.8×10^{-6}	$< 10^{-6}$	3.0×10^{-5}
	N	0.012	0.003	< 0.003	0.089
Ts13	σ (fb)	$< 10^{-6}$	$< 10^{-6}$	$< 10^{-6}$	2.69×10^{-6}
	N	< 0.003	< 0.003	< 0.003	0.0081

Table 3. SM backgrounds at 13 TeV. The event number is shown at a luminosity of 3000 fb^{-1} . On the last two words we show the background reduction after applying the T13/Ts13 cut selection in Equation (3.11).

In Tables 3 and 4 we show the SM backgrounds after implementing the T(s)13 and T(s)100 cut selections. The Ts13 and Ts100 correspond to an additional cut on the 4-particle

		$e^+e^+\nu\nu jj$	$e^+\mu^+\nu\nu jj$	$\mu^+\mu^+\nu\nu jj$	$4j \cdot \epsilon_{j \rightarrow l}^2$
Parton level	σ (fb)	3.686	7.370	3.694	44.2
	N	11058	22110	11082	133000
Detector level + (3.3)	σ (fb)	0.962	2.148	1.189	11.6
	N	2887	6444	3568	35000
T100	σ (fb)	$< 10^{-5}$	8.59×10^{-4}	3.7×10^{-6}	7.4×10^{-4}
	N	< 0.1	< 0.44	0.11	2.58
Ts100	σ (fb)	$< 10^{-6}$	$< 2.0 \times 10^{-6}$	$< 10^{-6}$	2.21×10^{-4}
	N	< 0.003	< 0.003	0.003	0.663

Table 4. SM backgrounds at 100 TeV. The event number is shown at a luminosity of 3000 fb^{-1} . On the last two words we show the background reduction after applying the T100/Ts100 cut selection in Equation (3.11).

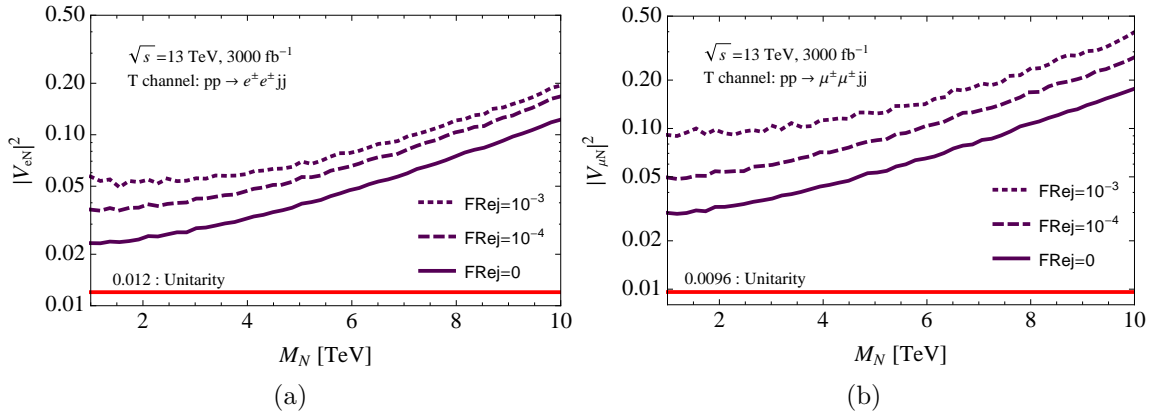


Figure 14. The 95% expected limit at 13 TeV and 3000 fb^{-1} of integrated luminosity with varying fake rates on the QCD background in the same-sign electron channel (left) and same-sign muon channel (right). The red solid line indicates the bound from unitarity discussed in Section 2.3.

final state invariant mass that reduces the QCD background by up to an order of magnitude in a 13 TeV machine. Using the cut flow discussed above, appropriate to extract a T -channel dominated signal; we observe that the SM irreducible background can be completely eliminated. In addition, implementing a fake rate of order $\mathcal{O}(10^{-5})$ further suppresses the QCD background. However, the signal is proportional to the mixing angle raised to the fourth power, and the event yield is very small in the regions of small mixing angle. The yield can be enhanced with an additional cut on the 4-particle final state invariant mass by one order of magnitude. Using the analysis introduced in Section 3.2 we find the 95% confidence level fit using the χ variable defined in Equation (3.9) with varying mixing angle squared, $|V_{e4}|^2, |V_{\mu 4}|^2$. We scan over the p_T of the leptons, the pseudorapidity of the subleading jet, the same-sign lepton invariant mass and the 4-particle invariant mass to extract the maximum value of χ leading to a 95% expected limit on the mixing angle as a function of the Majorana neutrino masses. The scan is listed below:

- $1.5 < |\eta_{j_2}| < 3$

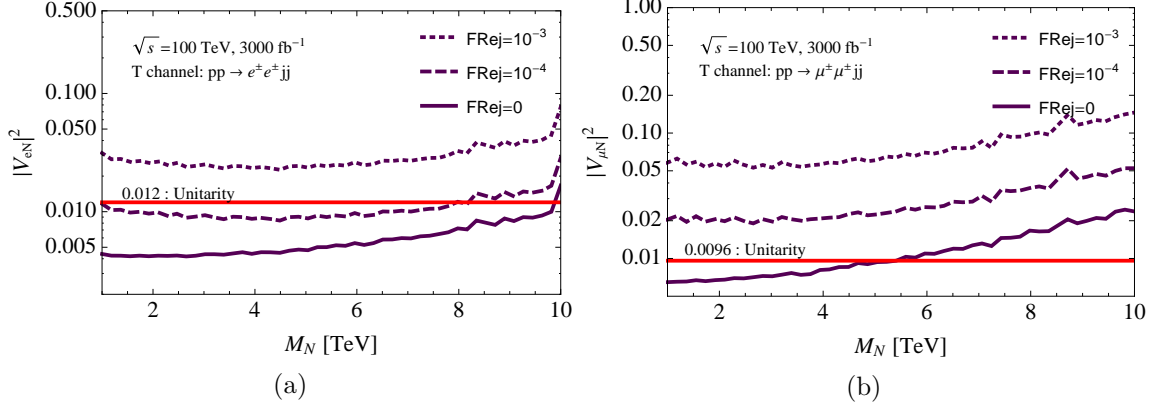


Figure 15. The 95% expected limit at 100 TeV and 3000 fb⁻¹ of integrated luminosity with varying fake rates on the QCD background in the same-sign electron channel (left) and same-sign muon channel (right). The red solid line indicates the bound from unitarity discussed in Section 2.3.

- 0.1 TeV < p_T < 0.7 TeV
- 0.5 TeV < $m_{l_1 l_2}$ < 1. TeV
- 0.7 TeV < $m_{l_1 l_2 j_1 j_2}$ < 3.5 TeV

The results are shown in Figure 14 for a 13 TeV collider and Figure 15 for 100 TeV. In order to start probing couplings allowed by unitarity, in the large M_{N_R} region, one will have to wait for a 100 TeV collider and this highly depends on the ability to reduce the fake rate for both $\epsilon_{j \rightarrow e}$ and $\epsilon_{j \rightarrow \mu}$ below $\sim 10^{-5}$. For very small fake rates, a 100 TeV machine can probe Majorana masses up to 10 TeV with couplings as low as $\epsilon_e \sim 0.1$ in the same-sign electron channel.

3.4 Left-Right Symmetric Model: Collider reach at 13 and 100 TeV

The presence of a charged gauged boson in the spectrum, associated with the SU(2)_R gauge symmetry, leads to several phenomenological differences that makes a same-sign lepton analysis different from the basic N_R extension of the SM. This is due to the fact that for gauge boson masses, M_{W_R} , above 1 TeV, the T -channel contribution to the production cross section is strongly suppressed. This makes a T -channel dominated signal difficult to extract even with a 100 TeV machine and 3000 fb⁻¹ of integrated luminosity. Since we focus on the limit where $M_D/M_{N_R} \ll 1$, we can expect that $BR(N \rightarrow Wl) \rightarrow 0$, and are not able to use the SM charged gauge boson mass as a means to suppress the SM backgrounds. Thus, depending on the mass hierarchy between the Majorana neutrino and W_R we can expect different processes

to dominate the signal:

$$\begin{aligned}
M_{N_R} < M_{W_R} \quad \sigma(pp \rightarrow l^\pm l^\pm jj)_{\text{dominant}} &= \sigma(pp \rightarrow W_R^\pm) BR(W_R^\pm \rightarrow N_R l^\pm) BR(N_R \rightarrow l^\pm jj) \\
M_{N_R} > M_{W_R} \quad \sigma(pp \rightarrow l^\pm l^\pm jj)_{\text{dominant}} &= \begin{cases} (a) \quad \sigma(pp \rightarrow W_R^\pm) BR(W_R^\pm \rightarrow l^\pm l^\pm jj) \\ (b) \quad \sigma(pp \rightarrow W_R^{\pm*} \rightarrow N l^\pm) BR(N \rightarrow l^\pm jj) \end{cases}
\end{aligned} \tag{3.12}$$

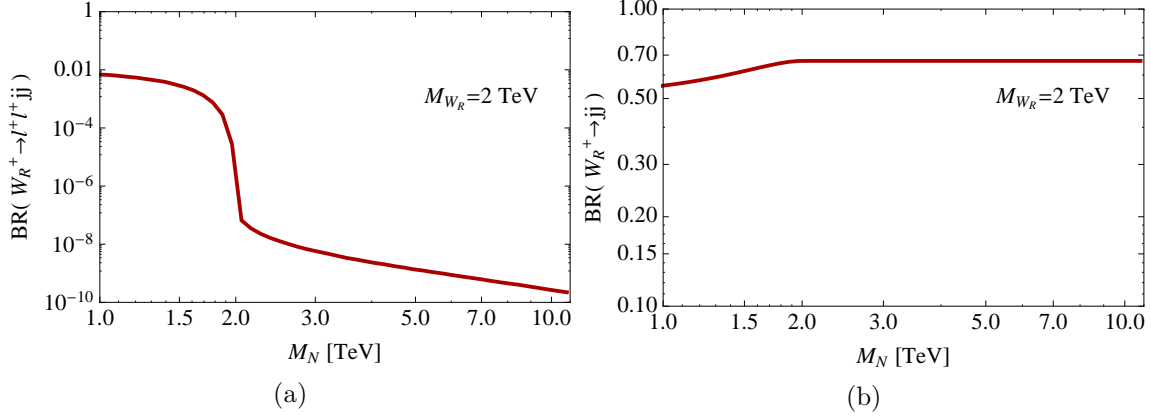


Figure 16. Branching ratio of $W_R^\pm \rightarrow l^\pm l^\pm jj$ (left) and $W^\pm \rightarrow jj$ (right) with $M_{W_R} = 2$ TeV.

The search strategy will strongly depend on whether W_R can be produced on-shell. In particular, a same-sign lepton plus two jets final state will be suppressed by a 4-body phase space factor in the region where $M_{W_R} < M_{N_R}$. We can see this in Figure 16(a) for $M_{W_R} = 2$ TeV. However, from Figure 16(b), we can see that the branching ratio of W_R into two jets is mostly unaffected. Therefore, for $M_{N_R} < M_{W_R}$, the p_T and η of the final state particles will highly depend on the p_T and η of the W_R on its rest frame. However, for $M_{N_R} > M_{W_R}$, resonances can be reconstructed depending on the phase space:

- (a) $M_{W_R} = M_{l_1 l_2, j_1 j_2}$,
- (b) $M_{W_R} = M_{j_1 j_2}$, $M_{N_R} = M_{l_1, j_1 j_2}$.

To see which resonances can be used to better enhance a same-sign lepton signal, we analyze how (a) and (b) in Equation (3.12) behave as a function of M_{N_R} and where the on-shell production of the right-handed gauge boson dominates. This is shown in Figure 17 where on the left column we plot the production cross section at 13 TeV as a function of M_{N_R} for M_{W_R} values of 1, 2 and 5 TeV respectively while results for 100 TeV are shown on the right column. In the former we observe a small region for $M_{N_R} > M_{W_R}$ where we cannot use the $lj_1 j_2$ invariant mass to reconstruct the Majorana mass while in the latter, the (b) production mode always dominates. Thus, for a 100 TeV machine the invariant mass of the $lj_1 j_2$ system can always be used to reconstruct the Majorana neutrino mass for both $M_{N_R} < M_{W_R}$ and $M_{N_R} > M_{W_R}$.

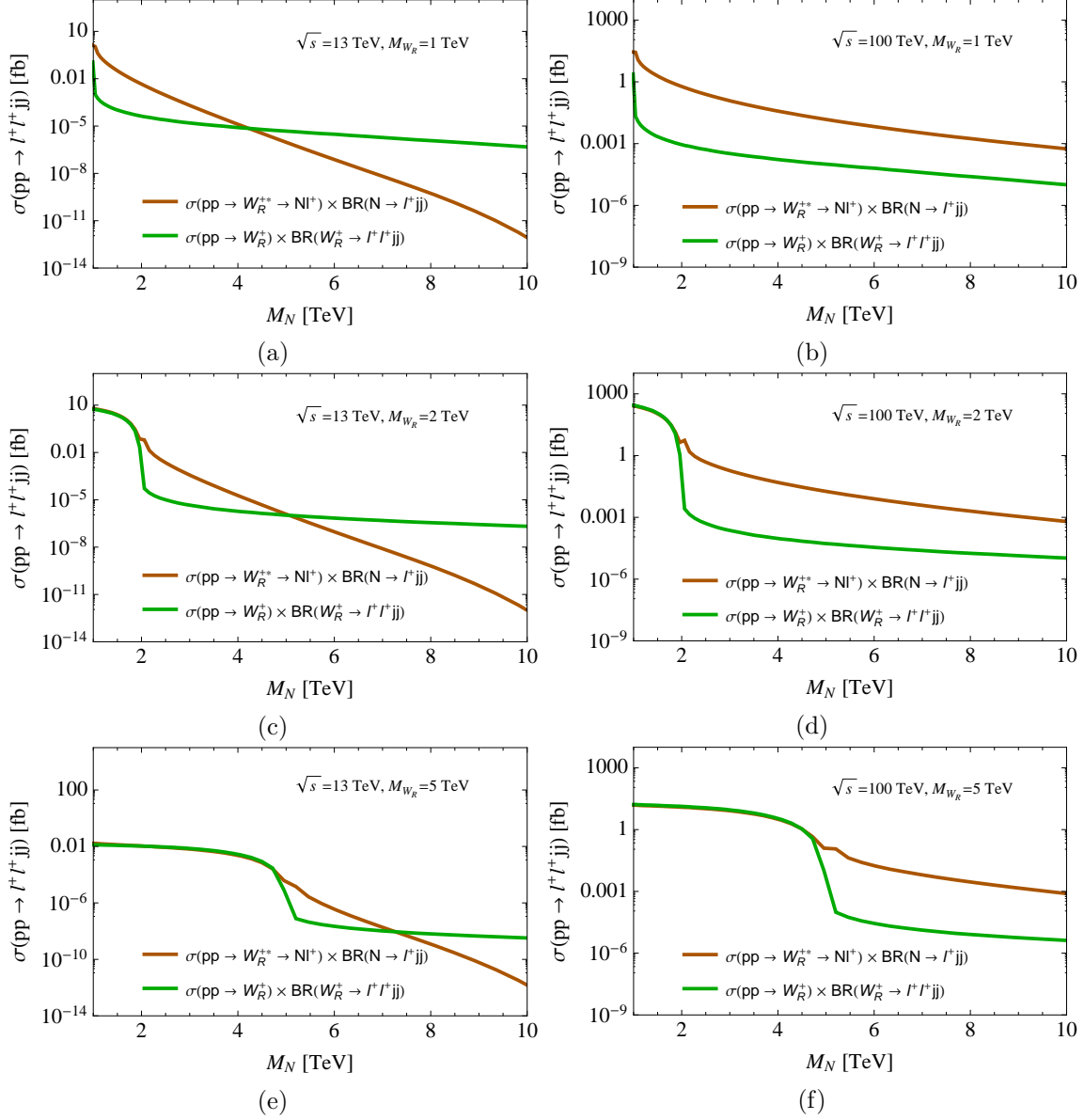


Figure 17. $pp \rightarrow l^+l^+ jj$ cross section for varying M_{N_R} at 13 TeV (left) and 100 TeV (right) center of mass energies. The top, middle and lower panels correspond to masses $M_{W_R} = 1, 2, 5$ TeV respectively.

After a fast detector simulation, most of the leptons are misidentified as jets. With Delphes, at 13 TeV, we find a signal survival rate of about 10 – 25%, while for a 100 TeV machine the survival rate is below 10% for Majorana masses above ~ 3 TeV. We note that this rate is unreasonably small and a more complete analysis on the simulation of different detector types should be used. In our study we conclude that is difficult to probe our simplified version of the left-right symmetric model with $M_{W_R} > 3, M_{N_R} > 1$ TeV at a 13 TeV machine and $M_{W_R}, M_{N_R} > 8$ TeV at 100 TeV unless we significantly reduce the SM background. In

what follows we only study a same-sign electron signal. A proper study of the muon chamber ID performance can make a same-sign muon signal just as significant and the analysis would proceed in the same way.

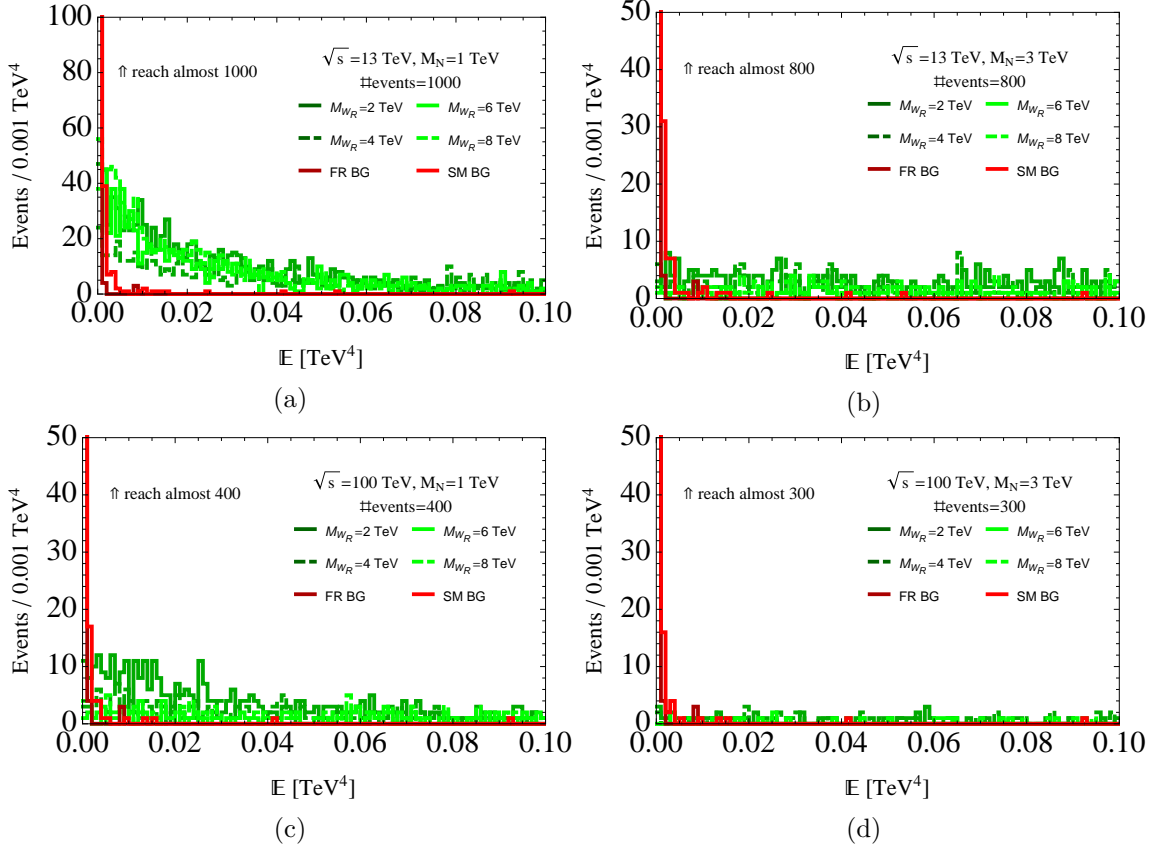


Figure 18. The \mathbb{E} distribution of all final state particles with $M_{N_R} = 1$ TeV (left) and $M_{N_R} = 3$ TeV. The top panel corresponds to center of mass energies of 13 TeV while the bottom panel to 100 TeV.

In addition to the 3- and 4-particle invariant masses discussed above, we implement an additional 4-particle Lorentz invariant kinematical variable that we find extremely useful to suppress the SM background, details which can be found in Appendix B. We label this variable by \mathbb{E} and define it as

$$\mathbb{E} = \epsilon_{\mu\nu\sigma\rho} P_1^\mu P_2^\nu P_3^\sigma P_4^\rho, \quad (3.13)$$

where $P_{1,2,3,4}$ denote the four-momentum of the different particles. The expression can be simplified if we define the z -axis to be the direction of particle \vec{p}_1 . The effectiveness of this variable to reduce the SM background is depicted in Figure 18 and a qualitative analysis is shown in Table 5.

In order to enhance a left-right symmetric signal over the SM background we implement a series of cuts on the p_T of the leading lepton, the 4-particle final state invariant mass, $m_{l_1 l_2, j_1 j_2}$ and \mathbb{E} . The cuts are chosen to maximize the statistical estimator, $S/\sqrt{S+B}$. Furthermore,

\mathbb{E} [GeV ⁴]	$e^+e^+\nu\nu jj$ (13 TeV)	Fake (13 TeV)	$e^+e^+\nu\nu jj$ Fake (100 TeV)	Fake (100 TeV)
10^9	3.367%	0.769%	10.954%	3.327%
5×10^9	0.983%	0.100%	2.358%	0.746%
10^{10}	0.350%	0.031%	1.058%	0.350%
5×10^{10}	0.023%	0.0027%	0.119%	0.062%
10^{11}	< 0.003%	< 0.0002%	0.027%	0.023%

Table 5. The cut efficiency for the \mathbb{E} variable on the leading SM background for 13 and 100 TeV center of mass energies.

we use mass relations between M_{N_R} and M_{W_R} and two different fake rates ($10^{-4}, 10^{-5}$). In the region where $M_{N_R} > M_{W_R}$, the width of N_R to W_R and a lepton is given by

$$\Gamma(N \rightarrow lW_R) \approx \frac{g_R^2}{8\pi} |V_{lN}|^2 M_{N_R} \left[\frac{M_{N_R}^2}{M_{W_R}^2} + 1 \right], \quad (3.14)$$

and for $M_{N_R} < M_{W_R}$ they are given by

$$\begin{aligned} \Gamma(W_R \rightarrow j_1 j_1) &\approx \frac{g_R^2}{8\pi} |V_{j_1 j_2}|^2 \frac{3}{2} M_{W_R}, \\ \Gamma(W_R \rightarrow Nl) &\approx \frac{g_R^2}{8\pi} |V_{lN}|^2 \frac{M_{W_R}^2 - M_{N_R}^2}{2M_{W_R}} \left[3 - 2 \frac{M_{N_R}^2}{M_{W_R}^2} - \frac{M_{N_R}^4}{M_{W_R}^4} \right]. \end{aligned} \quad (3.15)$$

Using figure 17 we see that at 13 TeV, we may focus on the region where $M_{W_R} > M_{N_R}$ and on-shell production of the $SU(2)_R$ gauge boson, while with a 100 TeV collider we may probe both mass hierarchies with on-shell W_R or N_R production.

We calculate the collider reach in the non-degenerate region for $M_{W_R} > M_{N_R}$ with $M_{N_R} = \frac{1}{2}M_{W_R}$ (top panel) and for $M_{W_R} < M_{N_R}$ with $M_{W_R} = \frac{1}{2}M_{N_R}$ (bottom panel). We emphasize that our choice of masses is not theoretically motivated and we use it to illustrate the significance of a same-sign lepton signal. The total number of events before cuts depends on $BR(W_R \rightarrow Nl) \times BR(N_R \rightarrow ljj)$ for $M_{W_R} > M_{N_R}$ and $BR(N_R \rightarrow ljj)$ for $M_{N_R} > M_{W_R}$; the later which is close to 100%. These allows us to scale the cross sections accordingly except for when the two masses are very degenerate, since in this case the leptons in the final state will be very compressed. We present only the same-sign electron channel and include only the statistical error using the least conservative fake rate of $\epsilon_{j \rightarrow l} = 10^{-5}$. The same-sign muon channel is suppressed with respect to the electron channel since within Delphes, the muon reconstruction efficiency is lower. A realistic muon-chamber simulation may lead to better results for the same-sign muon final state. Results were obtained from a scan on the p_T of the leptons, the 4-particle final state invariant mass and the \mathbb{E} variable used to obtain the highest significance possible with 3000 fb⁻¹ at center of mass energies of 13 and 100 TeV. Furthermore, values for $V_{eN_R}, V_{\mu N_R} = 1$ are used. The scan is listed below:

- $10^{-4} \text{ TeV}^4 < \mathbb{E} < 10^{-1} \text{ TeV}^4$

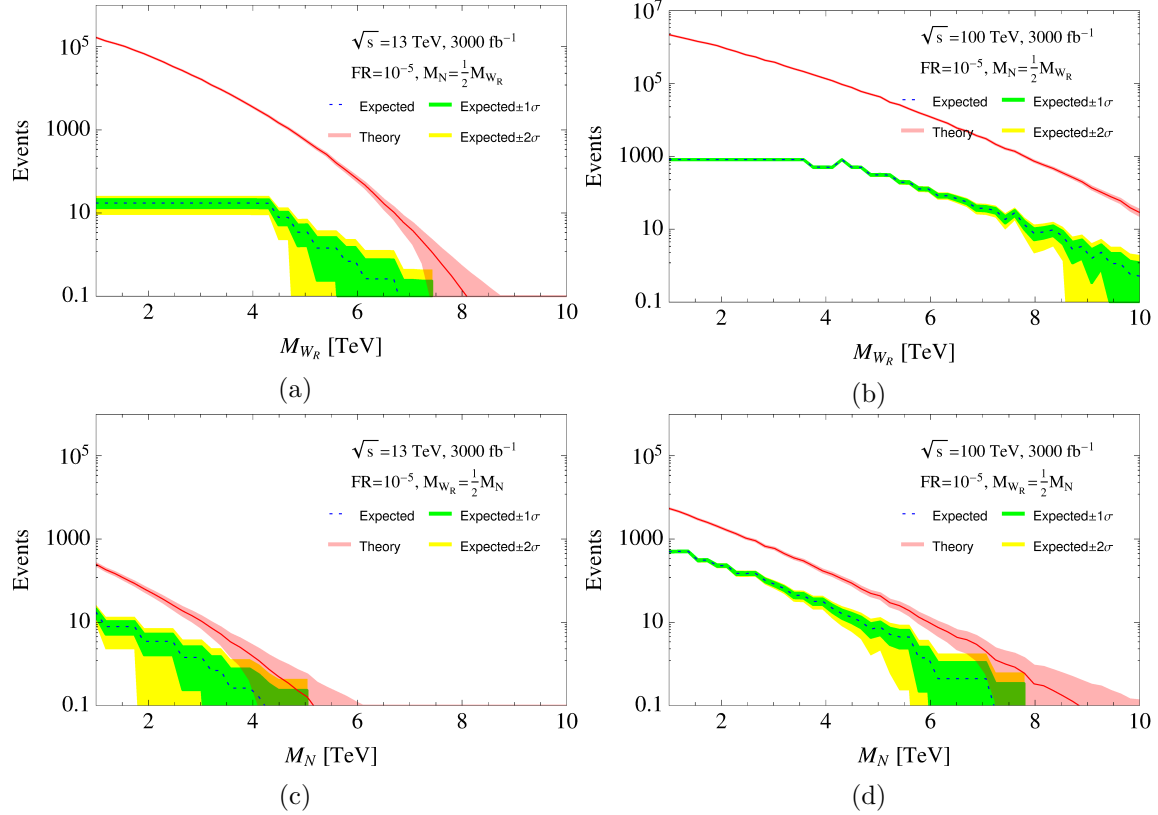


Figure 19. Expected background and theory prediction with $M_{N_R} = \frac{1}{2}M_{W_R}$ (top panel) at 13 TeV on the left and 100 TeV on the right. The lower panel corresponds to $M_{W_R} = \frac{1}{2}M_{N_R}$.

- $0.1 \text{ TeV} < p_T < 1. \text{ TeV}$
- $0.7 \text{ TeV} < m_{l_1 l_2 j_1 j_2} < 4.5 \text{ TeV}$

It is interesting to see that even a 13 TeV collider can probe Majorana neutrino masses up to 6 TeV and gauge boson masses up to 8 TeV. In addition, the degenerate region is also very interesting and we calculate the reach for $M_{N_R} = M_{W_R} - 0.1 \text{ TeV}$ and $M_{N_R} = M_{W_R} + 0.1 \text{ TeV}$. These are shown in Figures 20 and 21 respectively. In all four cases, larger values of \mathbb{E} are required to suppress the SM background for large W_R and N_R masses. In addition, we observe that for a 13 TeV collider, a flat p_T cut at around 0.1 TeV is sufficient; while the 4-particle invariant mass cut increases with both the mass and the collider energy. We recommend that the experimental collaborations explore cuts on the p_T of the leading lepton above 0.1 TeV and on the total invariant mass between 1 and 2.5 TeV at the LHC's run II, and to also consider implementing the \mathbb{E} variable. However, we point out that we have assumed that the PDFs implemented in MadGraph are adequate for a 100 TeV study. An in-depth study is necessary, especially since the plans for the construction of a 100 TeV machine appears to be gaining enough momentum.

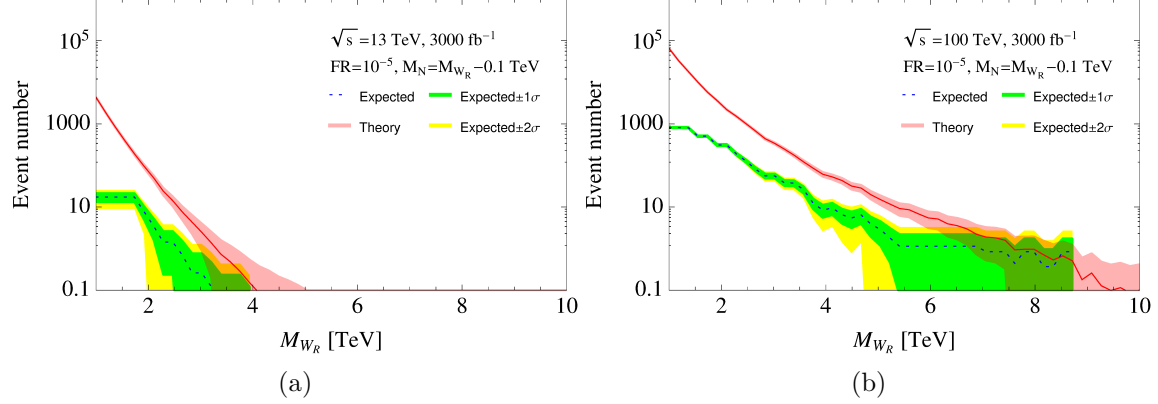


Figure 20. Expected background and theory prediction with $M_{N_R} = M_{W_R} - 0.1$ TeV (top panel) at 13 TeV on the left and 100 TeV on the right.

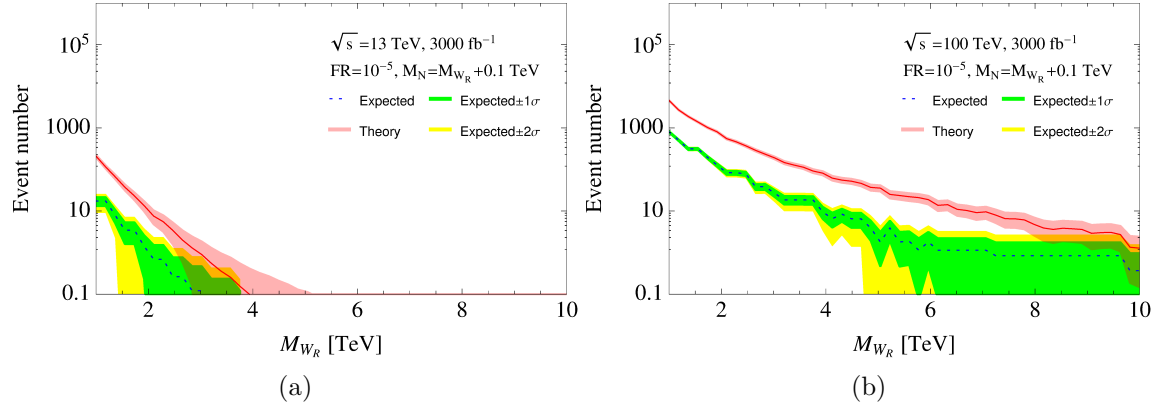


Figure 21. Expected background and theory prediction with $M_{N_R} = M_{W_R} + 0.1$ TeV (top panel) at 13 TeV on the left and 100 TeV on the right.

4 Discussion

In this study we have carried out an in depth analysis of two simplified scenarios that give rise to a heavy right-handed Majorana neutrino. In particular we have focused on a same-sign lepton final state that can be probed at the LHC Run II and a future 100 TeV hadron collider. Our work compliments existing analyses where the major focus has been on on-shell production of the Majorana neutrino with masses below 1 TeV. We have extended our analysis to masses above 1 TeV by determining a set of optimal cuts that can be used to extract a T -channel dominated same-sign lepton signal. In particular, we observe that the same-sign lepton invariant mass is an excellent variable to suppress the SM irreducible background while the 4-particle final state invariant mass can be used to significantly suppress the QCD background using a fake rate of order $\mathcal{O}(10^{-5})$. With the set of cuts given in Equation (3.11) we are able to probe the same-sign electron channel beyond bounds from lepton unitarity with 3000 fb^{-1} of data at 13 TeV. Furthermore, we observe that a significant same-sign muon

signal can be probe, beyond limits from lepton unitarity, with a 100 TeV machine.

In addition, we have analyzed the sensitivity to a simplified version of the left-right symmetric model, where in addition to a heavy Majorana neutrino, right-handed charged currents mediate lepton violating interactions. Given this additional degree of freedom, we conduct a study based on whether W_R or N_R can be produced on-shell, and we optimize the collider study to extract a signal in different regions of phase space. Furthermore; our analysis goes beyond and compliments the experimental searches by CMS and ATLAS [46, 47] in the region where $M_{N_R} > 1$ TeV. We find an interesting 4-particle Lorentz invariant quantity, \mathbb{E} , introduced in Equation (3.13), that can be used to suppress the background in all regions of phase space. This variable peaks in the presence of heavy beyond-the-SM particles. The analysis is carried out for a mass relation between N_R and W_R and find that in regions where $M_{N_R} = M_{W_R}/2$ the LHC 13 TeV with 3000 fb^{-1} can reach heavy gauge boson masses up to ~ 8 TeV, unlike the degenerate region, where the reach is only up to 4 TeV. The inverse hierarchy where $M_{N_R} > M_{W_R}$ is more difficult to probe since the on-shell production is phase space suppressed, however, the reach is up to $M_{N_R} \sim 5$ TeV in the region where $M_{W_R} = M_{N_R}/2$. In addition, we have not commented on the reach of the $e\mu jj$ channel, which unlike the single Majorana extension of the SM, is much more promising in the left-right symmetric model, due to the additional suppression from the ratio $(M_W/M_{W_R})^4$ in the $\mu \rightarrow e\gamma$ branching ratio given in Equation (2.18). We understand that the analysis in [79] shows that FCC-ee(TLEP) [80] would have a better constrain on the flavor violating processes through rare Z decay measurement. Being a leptonic collider it has the advantage of lower backgrounds but it is sensitive to lower mass heavy states. On the other hand hadronic colliders can probe higher masses as we have shown, but require the new couplings to be relatively large. Hence, this study complements the FCC-ee study of heavy neutrinos. Optimistically, if a signal is found for a heavy Majorana neutrino in the mass range we have examined it will mean that simple Type I seesaw with very small mixings is disfavored. This will point to either more structure in the heavy neutrino sector and/or a rich scalar sector which our simplified model is a truncation of.

It is our hope that both CMS and ATLAS continue their search for heavy Majorana neutrinos with masses above 1 TeV early in run II. We have shown that in both simplified scenarios, where signal rates are small, there exist a series of interesting variables that can be used to probe lepton violating processes at the LHC. In addition, we encourage the collaborations to continue their efforts at determining the fake rate of jets into muons and electrons, especially at 13 TeV where the effects of pile-up will be enormous.

Acknowledgements

This work is supported in parts by the National Science and Engineering Council of Canada. W.P Pan is supported by Taiwan MOST, Grant No. 102-2112-M-007-014-MY3. The authors would like to thank Ayan Paul for his critical feedback throughout the progress of this work. J.N.N. and W.P Pan would like to thank Prof. W.F. Chang for discussions. J.N.N. also

appreciates the kind hospitality of Prof. He of the National Center of Theoretical Science where part of this work was done.

Appendices

A T-channel amplitudes

In this section we analyze the properties of the T -channel amplitude in the Majorana neutrino extension of the SM. We separate the different contributions to the cross sections by looking at the different contributions from partons in the initial state and jets in the final state. The classification in terms of flavor and color and is gauge invariant. This is shown in Table 6. The first two dominant contributions are $\sigma(uu \rightarrow dd e^+ e^+ : qq - qq - d)$ and

Type	Parton Pair	Jet Pair	Color
$qq - qq - s$	quark-quark: same flavor	quark-quark: same flavor	same color
$qq - qq - d$	quark-quark: same flavor	quark-quark: same flavor	different color
$qQ - qq - s$	quark-quark: different flavor	quark-quark: same flavor	same color
$qQ - qq - d$	quark-quark: different flavor	quark-quark: same flavor	different color
$qq - qQ - s$	quark-quark: same flavor	quark-quark: different flavor	same color
$qq - qQ - d$	quark-quark: same flavor	quark-quark: different flavor	different color
$qQ - qQ$	quark-quark: different flavor	quark-quark: different flavor	
$qa - qa$	quark-antiquark	quark-antiquark	
$qa - qa - 0$	quark-antiquark	quark-antiquark	colorless

Table 6. Classification of contributions to the T -channel mediated same-sign lepton production.

$\sigma(uu \rightarrow dd e^+ e^+ : qq - qq - s)$, which are around the same order. The third and fourth dominant contributions are $\sigma(dd \rightarrow uu e^+ e^+ : qq - qq - d)$ and $\sigma(dd \rightarrow uu e^+ e^+ : qq - qq - s)$ respectively. The $qa - qa - 0$ process can mix with the off-shell S -channel amplitude, but this turns out to be subdominant. Due to the hierarchy of the CKM matrix and the richness of the valance quarks in the proton, the four dominant processes are sufficient to perform a quantitative study of the T -channel amplitude. These are shown in Figure 2. Therefore we can write

$$\begin{aligned}
& \sigma(uu \rightarrow dd e^+ e^+ : qq - qq - d) : N_c(N_c - 1) \frac{1}{2} |M_A - M_B|^2 \\
& \sigma(uu \rightarrow dd e^+ e^+ : qq - qq - s) : N_c \cdot \frac{1}{2} \cdot \frac{1}{2} |M_A - M_B - M_C + M_D|^2,
\end{aligned}
\tag{A.1}$$

where N_c denotes the number of colors. To simplify the analysis we make the following definitions:

$$\begin{aligned}\mathbb{C}_A &= \frac{-1}{[M_W^2 + 2(p_1 k_1)][M_W^2 + 2(p_2 k_2)][M_{N_R}^2 + 2(p_1 k_1) + 2(p_1 l_1) - 2(l_1 k_1)]}, \\ \mathbb{C}_B &= \frac{-1}{[M_W^2 + 2(p_1 k_1)][M_W^2 + 2(p_2 k_2)][M_{N_R}^2 + 2(p_1 k_1) + 2(p_1 l_2) - 2(l_2 k_1)]}, \\ \mathbb{C}_C &= \frac{-1}{[M_W^2 + 2(p_1 k_2)][M_W^2 + 2(p_2 k_1)][M_{N_R}^2 + 2(p_1 k_2) + 2(p_1 l_1) - 2(l_1 k_2)]}, \\ \mathbb{C}_D &= \frac{-1}{[M_W^2 + 2(p_1 k_2)][M_W^2 + 2(p_2 k_1)][M_{N_R}^2 + 2(p_1 k_2) + 2(p_1 l_2) - 2(l_2 k_2)]}.\end{aligned}\quad (\text{A.2})$$

Then the amplitude square for $qq - qq - d$ and $qq - qq - s$ can be written as

$$\begin{aligned}|M|_{qq-qq-d}^2 &= 8M_{N_R}^2 g^8(k_1 k_2) \left((p_1 l_1)(p_2 l_2)[\mathbb{C}_A^2 - \mathbb{C}_A \mathbb{C}_B] - (p_1 l_2)(l_1 p_2)[\mathbb{C}_B^2 - \mathbb{C}_A \mathbb{C}_B] \right. \\ &\quad \left. + (p_1 p_2)(l_1 l_2) \mathbb{C}_A \mathbb{C}_B \right), \\ |M|_{qq-qq-s}^2 &= 8M_{N_R}^2 g^8(k_1 k_2) \left((p_1 l_1)(p_2 l_2)[(\mathbb{C}_A + \mathbb{C}_C)^2 - (\mathbb{C}_A + \mathbb{C}_C)(\mathbb{C}_B + \mathbb{C}_D)] \right. \\ &\quad \left. + (p_1 l_2)(p_2 l_1)[(\mathbb{C}_B + \mathbb{C}_D)^2 - (\mathbb{C}_A + \mathbb{C}_C)(\mathbb{C}_B + \mathbb{C}_D)] \right. \\ &\quad \left. + (p_1 p_2)(l_1 l_2)[(\mathbb{C}_A + \mathbb{C}_C)(\mathbb{C}_B + \mathbb{C}_D)] \right),\end{aligned}\quad (\text{A.3})$$

where we have used the massless approximation for jets, $(k_1 + k_2)^2 = 2(k_1 k_2)$. Both of the amplitudes are proportional to the invariant mass of the jet pair, and a stronger dependence comes from the Majorana mass. For large M_{N_R} , larger than the momentum transfer, $|q|^2$, the equations simplify since $\mathbb{C}_A \approx \mathbb{C}_B$ and $\mathbb{C}_C \approx \mathbb{C}_D$. In this limit the amplitudes reduce to

$$\begin{aligned}|M|_{qq-qq-d}^2 &= 8M_{N_R}^2 g^8(k_1 k_2)(p_1 p_2)(l_1 l_2) \mathbb{C}_A^2, \\ |M|_{qq-qq-s}^2 &= 8M_{N_R}^2 g^8(k_1 k_2)(p_1 p_2)(l_1 l_2)(\mathbb{C}_A + \mathbb{C}_C)^2.\end{aligned}\quad (\text{A.4})$$

Thus, in the limit where $\mathbb{C}_A = \mathbb{C}_C$, the two processes $qq - qq - d$ and $qq - qq - s$ yield the same contribution to the total cross section. In this region of parameter space, for $M_{N_R}^2 > |q|^2$, the amplitudes are proportional to the same-sign lepton invariant mass. We make use of this variable to enhance a T -channel dominated signal from the SM background.

B The \mathbb{E} 4-particle kinematical variable

The 4-particle final state variable introduced in Section 3.4 is defined by

$$\mathbb{E} = \epsilon_{\mu\nu\sigma\rho} P_1^\mu P_2^\nu P_3^\sigma P_4^\rho, \quad (\text{B.1})$$

where $P_{1,2,3,4}$ denote the four-momentum of each of the particles in the final state. This variable can be significantly simplified in the rest frame defined by the $P_2 + P_3 + P_4$ invariant mass and after assigning the z -axis to the direction of \vec{p}_1 . In this coordinate system, the

4-momentum can be written as

$$P_1 = |\vec{p}_1| \begin{pmatrix} 1 \\ 0 \\ 0 \\ 1 \end{pmatrix} \quad P_2 = |\vec{p}_2| \begin{pmatrix} 1 \\ \sin \alpha \cos \beta \\ \sin \alpha \sin \beta \\ \cos \alpha \end{pmatrix}, \quad P_3 = |\vec{p}_3| \begin{pmatrix} 1 \\ \sin \sigma \cos \rho \\ \sin \sigma \sin \rho \\ \cos \sigma \end{pmatrix}, \quad P_2 + P_3 + P_4 = \begin{pmatrix} m_{2,3,4} \\ 0 \\ 0 \\ 0 \end{pmatrix}, \quad (\text{B.2})$$

where $m_{2,3,4}$ denotes the invariant mass of particles 2, 3 and 4, and the angles defined above parametrized the direction of the three-momentum with respect to the coordinate system. Therefore, with this choice, \mathbb{E} can be written as

$$\mathbb{E} = -m_{2,3,4} |\vec{p}_1| |\vec{p}_2| |\vec{p}_3| \sin \alpha \sin(\beta - \rho) \sin \sigma. \quad (\text{B.3})$$

and represents the invariant mass of the particles 1 – 3 multiplied by the volume spanned by in three-momentum space. This variable has a large impact when the $\text{SU}(2)_R$ gauge boson is on-shell. To see this, we define $P_1 = P_{l_1}$, $P_2 = P_{l_2}$, $P_3 = P_{j_1}$ and $P_4 = P_{j_2}$ in the massless limit to obtain $m_{1,2,3,4} = M_{W_R}$. If we choose the limit where $M_{N_R} < M_{W_R}$, then we further have $m_{l_2 j_1 j_2} = M_{N_R}$. With this in mind we can write

$$\begin{aligned} \mathbb{E}_{M_{N_R} < M_{W_R}} &= -\frac{M_{jj}^2 (M_{W_R}^2 - M_{N_R}^2) (M_{N_R}^2 - M_{jj}^2) \sin \alpha \sin(\beta - \rho) \sin \sigma}{4[(M_{N_R}^2 + M_{jj}^2) + (M_{N_R}^2 - M_{jj}^2)(\cos \alpha \cos \sigma + \sin \alpha \sin \sigma \cos(\beta - \rho))]}, \\ \mathbb{E}_{M_{N_R} > M_{W_R}} (a) &= -\frac{M_{jj}^2 (M_{W_R}^2 - M_{l_2 j_1 j_2}^2) (M_{l_2 j_1 j_2}^2 - M_{jj}^2) \sin \alpha \sin(\beta - \rho) \sin \sigma}{4[(M_{l_2 j_1 j_2}^2 + M_{jj}^2) + (M_{l_2 j_1 j_2}^2 - M_{jj}^2)(\cos \alpha \cos \sigma + \sin \alpha \sin \sigma \cos(\beta - \rho))]}, \\ \mathbb{E}_{M_{N_R} > M_{W_R}} (b) &= -\frac{M_{W_R}^2 (M_{l_1 l_2 j_1 j_2}^2 - M_{N_R}^2) (M_{N_R}^2 - M_{W_R}^2) \sin \alpha \sin(\beta - \rho) \sin \sigma}{4[(M_{N_R}^2 + M_{W_R}^2) + (M_{N_R}^2 - M_{W_R}^2)(\cos \alpha \cos \sigma + \sin \alpha \sin \sigma \cos(\beta - \rho))]}, \end{aligned} \quad (\text{B.4})$$

with scenarios (a) and (b) defined in Section 3.4. This kinematical variable provides us with a nice separation between the SM background and heavy beyond-the-SM particles with masses above a TeV.

References

- [1] P. A. R. Ade *et al.* [Planck Collaboration], “Planck 2013 results. XVI. Cosmological parameters,” arXiv:1303.5076 [astro-ph.CO].
- [2] S. Schael *et al.* [ALEPH and DELPHI and L3 and OPAL and SLD and LEP Electroweak Working Group and SLD Electroweak Group and SLD Heavy Flavour Group Collaborations], Phys. Rept. **427**, 257 (2006) [hep-ex/0509008].
- [3] B.T. Cleveland *et al.*, Astrophys. J. **496**, 505 (1998)
- [4] F. Kaether, W. Hampel, G. Heusser, J. Kiko and T. Kirsten, “Reanalysis of the GALLEX solar neutrino flux and source experiments,” Phys. Lett. B **685**, 47 (2010) [arXiv:1001.2731 [hep-ex]].

- [5] J. N. Abdurashitov *et al.* [SAGE Collaboration], “Measurement of the solar neutrino capture rate with gallium metal. III: Results for the 2002–2007 data-taking period,” *Phys. Rev. C* **80**, 015807 (2009) [arXiv:0901.2200 [nucl-ex]].
- [6] G. Bellini, J. Benziger, D. Bick, S. Bonetti, G. Bonfini, M. Buizza Avanzini, B. Caccianiga and L. Cadonati *et al.*, “Precision measurement of the ^7Be solar neutrino interaction rate in Borexino,” *Phys. Rev. Lett.* **107**, 141302 (2011) [arXiv:1104.1816 [hep-ex]].
- [7] K. Abe *et al.* [Super-Kamiokande Collaboration], “Solar neutrino results in Super-Kamiokande-III,” *Phys. Rev. D* **83**, 052010 (2011) [arXiv:1010.0118 [hep-ex]].
- [8] B. Aharmim *et al.* [SNO Collaboration], “Low Energy Threshold Analysis of the Phase I and Phase II Data Sets of the Sudbury Neutrino Observatory,” *Phys. Rev. C* **81**, 055504 (2010) [arXiv:0910.2984 [nucl-ex]].
- [9] Y. Abe *et al.* [DOUBLE-CHOOZ Collaboration], “Indication for the disappearance of reactor electron antineutrinos in the Double Chooz experiment,” *Phys. Rev. Lett.* **108**, 131801 (2012) [arXiv:1112.6353 [hep-ex]].
- [10] F. P. An *et al.* [DAYA-BAY Collaboration], “Observation of electron-antineutrino disappearance at Daya Bay,” *Phys. Rev. Lett.* **108**, 171803 (2012) [arXiv:1203.1669 [hep-ex]].
- [11] J. K. Ahn *et al.* [RENO Collaboration], “Observation of Reactor Electron Antineutrino Disappearance in the RENO Experiment,” *Phys. Rev. Lett.* **108**, 191802 (2012) [arXiv:1204.0626 [hep-ex]].
- [12] T. Nakaya *et al.* [T2K Collaboration] *Nucl. Phys. B Suppl.* **235–236**, 97 (2013)
- [13] P. Minkowski, *Phys. Lett. B* **67**, 421 (1977). T. Yanagida, *Proc. Workshop on the Unified Theory and Baryon Number in the Universe* (KEK report 79-18) 95 (1979). M. Gell-Mann, P. Ramond, R. Slansky, in *Supergravity* ed. P. van Nieuwenhuizen and D.Z. Freedman (North Holland, Amsterdam) 315 (1979). R.N. Mohapatra and G. Senjanovic, *Phys. Rev. Lett.* **44** 912 (1980)
- [14] A. Datta, M. Guchait and A. Pilaftsis, “Probing lepton number violation via majorana neutrinos at hadron supercolliders,” *Phys. Rev. D* **50**, 3195 (1994) [hep-ph/9311257].
- [15] F. M. L. Almeida, Jr., Y. D. A. Coutinho, J. A. Martins Simoes and M. A. B. do Vale, “On a signature for heavy Majorana neutrinos in hadronic collisions,” *Phys. Rev. D* **62**, 075004 (2000) [hep-ph/0002024].
- [16] O. Panella, M. Cannoni, C. Carimalo and Y. N. Srivastava, “Signals of heavy Majorana neutrinos at hadron colliders,” *Phys. Rev. D* **65**, 035005 (2002) [hep-ph/0107308].
- [17] T. Han and B. Zhang, “Signatures for Majorana neutrinos at hadron colliders,” *Phys. Rev. Lett.* **97**, 171804 (2006) [hep-ph/0604064].
- [18] F. del Aguila, J. A. Aguilar-Saavedra and R. Pittau, “Heavy neutrino signals at large hadron colliders,” *JHEP* **0710**, 047 (2007) [hep-ph/0703261].
- [19] A. Atre, T. Han, S. Pascoli and B. Zhang, “The Search for Heavy Majorana Neutrinos,” *JHEP* **0905**, 030 (2009) [arXiv:0901.3589 [hep-ph]].
- [20] P. S. B. Dev, A. Pilaftsis and U. k. Yang, “New Production Mechanism for Heavy Neutrinos at the LHC,” *Phys. Rev. Lett.* **112**, no. 8, 081801 (2014) [arXiv:1308.2209 [hep-ph]].

- [21] F. F. Deppisch, P. S. B. Dev and A. Pilaftsis, “Neutrinos and Collider Physics,” arXiv:1502.06541 [hep-ph].
- [22] D. Alva, T. Han and R. Ruiz, “Heavy Majorana neutrinos from $W\gamma$ fusion at hadron colliders,” JHEP **1502**, 072 (2015) [arXiv:1411.7305 [hep-ph]].
- [23] E. Izaguirre and B. Shuve, “Multilepton and Lepton Jet Probes of Sub-Weak-Scale Right-Handed Neutrinos,” arXiv:1504.02470 [hep-ph].
- [24] D. A. Dicus, D. D. Karatas and P. Roy, “Lepton nonconservation at supercollider energies,” Phys. Rev. D **44**, 2033 (1991).
- [25] J. C. Pati and A. Salam, “Lepton Number as the Fourth Color,” Phys. Rev. D **10**, 275 (1974) [Erratum-ibid. D **11**, 703 (1975)].
- [26] R. N. Mohapatra and J. C. Pati, “Left-Right Gauge Symmetry and an Isoconjugate Model of CP Violation,” Phys. Rev. D **11**, 566 (1975).
- [27] R. N. Mohapatra and J. C. Pati, “A Natural Left-Right Symmetry,” Phys. Rev. D **11**, 2558 (1975).
- [28] G. Senjanovic and R. N. Mohapatra, “Exact Left-Right Symmetry and Spontaneous Violation of Parity,” Phys. Rev. D **12**, 1502 (1975).
- [29] G. Senjanovic, “Spontaneous Breakdown of Parity in a Class of Gauge Theories,” Nucl. Phys. B **153**, 334 (1979).
- [30] W. Y. Keung and G. Senjanovic, “Majorana Neutrinos and the Production of the Right-handed Charged Gauge Boson,” Phys. Rev. Lett. **50**, 1427 (1983).
- [31] V. Tello, M. Nemevsek, F. Nesti, G. Senjanovic and F. Vissani, “Left-Right Symmetry: from LHC to Neutrinoless Double Beta Decay,” Phys. Rev. Lett. **106**, 151801 (2011) [arXiv:1011.3522 [hep-ph]].
- [32] C. Y. Chen and P. S. B. Dev, “Multi-Lepton Collider Signatures of Heavy Dirac and Majorana Neutrinos,” Phys. Rev. D **85**, 093018 (2012) [arXiv:1112.6419 [hep-ph]].
- [33] T. Han, I. Lewis, R. Ruiz and Z. g. Si, “Lepton Number Violation and W' Chiral Couplings at the LHC,” Phys. Rev. D **87**, no. 3, 035011 (2013) [Phys. Rev. D **87**, no. 3, 039906 (2013)] [arXiv:1211.6447 [hep-ph]].
- [34] J. Chakraborty, J. Gluza, R. Sevilano and R. Szafron, “Left-Right Symmetry at LHC and Precise 1-Loop Low Energy Data,” JHEP **1207**, 038 (2012) [arXiv:1204.0736 [hep-ph]].
- [35] C. Y. Chen, P. S. B. Dev and R. N. Mohapatra, “Probing Heavy-Light Neutrino Mixing in Left-Right Seesaw Models at the LHC,” Phys. Rev. D **88**, 033014 (2013) [arXiv:1306.2342 [hep-ph]].
- [36] J. Gluza and T. Jelinski, “Heavy neutrinos and the $pp \rightarrow lljj$ CMS data,” arXiv:1504.05568 [hep-ph].
- [37] J. A. Aguilar-Saavedra and F. R. Joaquim, “Closer look at the possible CMS signal of a new gauge boson,” Phys. Rev. D **90**, no. 11, 115010 (2014) [arXiv:1408.2456 [hep-ph]].
- [38] M. Heikinheimo, M. Raidal and C. Spethmann, “Testing Right-Handed Currents at the LHC,” Eur. Phys. J. C **74**, no. 10, 3107 (2014) [arXiv:1407.6908 [hep-ph]].

- [39] F. F. Deppisch, T. E. Gonzalo, S. Patra, N. Sahu and U. Sarkar, “Signal of Right-Handed Charged Gauge Bosons at the LHC?,” *Phys. Rev. D* **90**, no. 5, 053014 (2014) [arXiv:1407.5384 [hep-ph]].
- [40] J. C. Vasquez, “Right-handed lepton mixings at the LHC,” arXiv:1411.5824 [hep-ph].
- [41] S. P. Das, F. F. Deppisch, O. Kittel and J. W. F. Valle, “Heavy Neutrinos and Lepton Flavour Violation in Left-Right Symmetric Models at the LHC,” *Phys. Rev. D* **86**, 055006 (2012) [arXiv:1206.0256 [hep-ph]].
- [42] S. Chatrchyan *et al.* [CMS Collaboration], “Search for new physics in events with same-sign dileptons and jets in pp collisions at $\sqrt{s} = 8$ TeV,” *JHEP* **1401**, 163 (2014) [Erratum-ibid. **1501**, 014 (2015)] [arXiv:1311.6736, arXiv:1311.6736 [hep-ex]].
- [43] S. Chatrchyan *et al.* [CMS Collaboration], “Search for new physics in events with same-sign dileptons and b jets in pp collisions at $\sqrt{s} = 8$ TeV,” *JHEP* **1303**, 037 (2013) [Erratum-ibid. **1307**, 041 (2013)] [arXiv:1212.6194 [hep-ex]].
- [44] The ATLAS collaboration, “Search for anomalous production of events with same-sign dileptons and b jets in 14.3 fb^{-1} of pp collisions at $\sqrt{s} = 8$ TeV with the ATLAS detector,” ATLAS-CONF-2013-051, ATLAS-COM-CONF-2013-055.
- [45] V. Khachatryan *et al.* [CMS Collaboration], “Search for heavy Majorana neutrinos in $\mu^\pm \mu^\pm$ +jets events in proton-proton collisions at $\sqrt{s} = 8$ TeV,” arXiv:1501.05566 [hep-ex].
- [46] V. Khachatryan *et al.* [CMS Collaboration], “Search for heavy neutrinos and W bosons with right-handed couplings in proton-proton collisions at $\sqrt{s} = 8$ TeV,” *Eur. Phys. J. C* **74**, no. 11, 3149 (2014) [arXiv:1407.3683 [hep-ex]].
- [47] G. Aad *et al.* [ATLAS Collaboration], “Search for heavy neutrinos and right-handed W bosons in events with two leptons and jets in pp collisions at $\sqrt{s} = 7$ TeV with the ATLAS detector,” *Eur. Phys. J. C* **72**, 2056 (2012) [arXiv:1203.5420 [hep-ex]].
- [48] H. Zhang and S. Zhou, *Phys. Lett. B* **685**, 297 (2010)
- [49] A. Ibarra, E. Molinaro and S. T. Petcov, “TeV Scale See-Saw Mechanisms of Neutrino Mass Generation, the Majorana Nature of the Heavy Singlet Neutrinos and $(\beta\beta)_{0\nu}$ -Decay,” *JHEP* **1009**, 108 (2010) [arXiv:1007.2378 [hep-ph]].
- [50] K.A. Olive *et al.* [Particle Data Group], *Chin. Phys. C* **38**, 090001 (2014)
- [51] M. C. Gonzalez-Garcia and J. W. F. Valle, *Phys. Lett. B* **216**, 360 (1989).
- [52] J. Kersten and A. Y. Smirnov, *Phys. Rev. D* **76**, 073005 (2007) [arXiv:0705.3221 [hep-ph]].
- [53] W. F. Chang, J. N. Ng and J. M. S. Wu, “Some consequences of the Majoron being the dark radiation,” *Phys. Lett. B* **730**, 347 (2014) [arXiv:1310.6513 [hep-ph]].
- [54] R. N. Mohapatra, “Unification And Supersymmetry. The Frontiers Of Quark - Lepton Physics,” New York, USA: Springer (2003) 421 p.
- [55] G. Bambhaniya, J. Chakraborty, J. Gluza, T. Jelinski and R. Szafron, “Search for doubly charged Higgs bosons through VBF at the LHC, and beyond,” arXiv:1504.03999 [hep-ph].
- [56] G. Bambhaniya, J. Chakraborty, J. Gluza, T. Jelinski and M. Kordiaczynska, “Lowest limits on the doubly charged Higgs boson masses in the minimal left-right symmetric model,” *Phys. Rev. D* **90**, no. 9, 095003 (2014) [arXiv:1408.0774 [hep-ph]].

- [57] R. N. Mohapatra and Y. Zhang, “LHC accessible second Higgs boson in the left-right model,” *Phys. Rev. D* **89**, no. 5, 055001 (2014) [arXiv:1401.0018 [hep-ph]].
- [58] G. Beall, M. Bander and A. Soni, “Constraint on the Mass Scale of a Left-Right Symmetric Electroweak Theory from the $K(L)$ $K(S)$ Mass Difference,” *Phys. Rev. Lett.* **48**, 848 (1982).
- [59] G. Barenboim, J. Bernabeu, J. Prades and M. Raidal, “Constraints on the W_R mass and CP violation in left-right models,” *Phys. Rev. D* **55**, 4213 (1997) [hep-ph/9611347].
- [60] S. Bertolini, A. Maiezza and F. Nesti, “Present and Future K and B Meson Mixing Constraints on TeV Scale Left-Right Symmetry,” *Phys. Rev. D* **89**, no. 9, 095028 (2014) [arXiv:1403.7112 [hep-ph]].
- [61] Y. Zhang, H. An, X. Ji and R. N. Mohapatra, “Right-handed quark mixings in minimal left-right symmetric model with general CP violation,” *Phys. Rev. D* **76**, 091301 (2007) [arXiv:0704.1662 [hep-ph]].
- [62] G. Senjanovi? and V. Tello, “Right Handed Quark Mixing in Left-Right Symmetric Theory,” *Phys. Rev. Lett.* **114**, no. 7, 071801 (2015) [arXiv:1408.3835 [hep-ph]].
- [63] G. Senjanovi? and V. Tello, “Restoration of Parity and the Right-Handed Analog of the CKM Matrix,” arXiv:1502.05704 [hep-ph].
- [64] P. Langacker and D. London, “Lepton Number Violation and Massless Nonorthogonal Neutrinos,” *Phys. Rev. D* **38**, 907 (1988).
- [65] S. Bergmann and A. Kagan, “ Z - induced FCNCs and their effects on neutrino oscillations,” *Nucl. Phys. B* **538**, 368 (1999) [hep-ph/9803305].
- [66] F. Renga [The MEG Collaboration], “Latest results of MEG and status of MEG-II,” arXiv:1410.4705 [hep-ex].
- [67] A. Grau and J. A. Grifols, “Effects of Anomalous Magnetic Dipole and Electric Quadrupole Moments of the Charged Weak Boson on $(g - 2) \mu$,” *Phys. Lett. B* **154**, 283 (1985).
- [68] H. V. Klapdor-Kleingrothaus, A. Dietz, L. Baudis, G. Heusser, I. V. Krivosheina, S. Kolb, B. Majorovits and H. Pas *et al.*, “Latest results from the Heidelberg-Moscow double beta decay experiment,” *Eur. Phys. J. A* **12**, 147 (2001) [hep-ph/0103062].
- [69] W. Rodejohann, “Neutrino-less Double Beta Decay and Particle Physics,” *Int. J. Mod. Phys. E* **20**, 1833 (2011) [arXiv:1106.1334 [hep-ph]].
- [70] J. Alwall, M. Herquet, F. Maltoni, O. Mattelaer and T. Stelzer, “MadGraph 5 : Going Beyond,” *JHEP* **1106**, 128 (2011) [arXiv:1106.0522 [hep-ph]].
- [71] T. Sjostrand, S. Mrenna and P. Z. Skands, “PYTHIA 6.4 Physics and Manual,” *JHEP* **0605**, 026 (2006) [hep-ph/0603175].
- [72] J. de Favereau *et al.* [DELPHES 3 Collaboration], “DELPHES 3, A modular framework for fast simulation of a generic collider experiment,” *JHEP* **1402**, 057 (2014) [arXiv:1307.6346 [hep-ex]].
- [73] F. Giordano, “Search for Heavy Majorana Neutrinos in $\mu^\pm \mu^\pm + \text{jets}$ and $e^\pm e^\pm + \text{jets}$ Events in pp Collisions at $\sqrt{s} = 7$ TeV,” CERN-THESIS-2013-024, CMS-TS-2013-047.
- [74] J. Mellenthin, “Measurement of muon misidentification rates in $Z \rightarrow \mu\mu$ events for the ATLAS detector.” Talk given at IMPRS young scientist’ Workshop, Reinberg, July 2013.

- [75] A. Alloul, N. D. Christensen, C. Degrande, C. Duhr and B. Fuks, “FeynRules 2.0 - A complete toolbox for tree-level phenomenology,” *Comput. Phys. Commun.* **185**, 2250 (2014) [arXiv:1310.1921 [hep-ph]].
- [76] P. Achard *et al.* [L3 Collaboration], “Search for heavy isosinglet neutrino in e^+e^- annihilation at LEP,” *Phys. Lett. B* **517**, 67 (2001) [hep-ex/0107014].
- [77] P. Abreu *et al.* [DELPHI Collaboration], “Search for neutral heavy leptons produced in Z decays,” *Z. Phys. C* **74**, 57 (1997) [*Z. Phys. C* **75**, 580 (1997)].
- [78] M. Z. Akrawy *et al.* [OPAL Collaboration], “Limits on neutral heavy lepton production from Z0 decay,” *Phys. Lett. B* **247**, 448 (1990).
- [79] A. Abada, V. De Romeri, S. Monteil, J. Orloff and A. M. Teixeira, *JHEP* **1504**, 051 (2015) [arXiv:1412.6322 [hep-ph]].
- [80] FCC-ee Website : <http://tlep.web.cern.ch>