

Dissipative Abelian Sandpile Models

Makoto Katori *

2 May 2015

Abstract

We introduce a family of abelian sandpile models with two parameters $n, m \in \mathbb{N}$ defined on finite lattices on d -dimensional torus. Sites with $2dn + m$ or more grains of sand are unstable and topple, and in each toppling m grains dissipate from the system. Because of dissipation in bulk, the models are well-defined on the shift-invariant lattices and the infinite-volume limit of systems can be taken. From the determinantal expressions, we obtain the asymptotic forms of the avalanche propagators and the height- $(0, 0)$ correlations of sandpiles for large distances in the infinite-volume limit in any dimensions $d \geq 2$. We show that both of them decay exponentially with the correlation length

$$\xi(d, a) = (\sqrt{d} \sinh^{-1} \sqrt{a(a+2)})^{-1},$$

if the dissipation rate $a = m/(2dn)$ is positive. By considering a series of models with increasing n , we discuss the limit $a \downarrow 0$ and the critical exponent defined by $\nu_a = -\lim_{a \downarrow 0} \log \xi(d, a) / \log a$ is determined as

$$\nu_a = 1/2$$

for all $d \geq 2$. Comparison with the $q \downarrow 0$ limit of q -state Potts model in external magnetic field is discussed.

Key words. Abelian sandpile models, Dissipation, Avalanches, Height correlations, Determinantal expressions, Correlation length exponent.

Contents

1	Introduction	2
2	Basic Properties of Dissipative Abelian Sandpile Model	4
2.1	Abelian property	4
2.2	Recurrent configurations	5
2.3	Stationary distribution	7
2.4	Allowed configurations and spanning trees	9
3	Avalanche Propagators	11
3.1	Integral expressions for propagators	11
3.2	Long-distance asymptotics	13

*Department of Physics, Faculty of Science and Engineering, Chuo University, Kasuga, Bunkyo-ku, Tokyo 112-8551, Japan; e-mail: katori@phys.chuo-u.ac.jp

4	Height-0 Density and Height-(0, 0) Correlations	15
4.1	Nearest-neighbor correlations	16
4.2	Determinantal expressions of $P_{0,L}(0)$ and $P_{00,L}(0, \mathbf{x})$	17
4.3	Infinite-volume limit	18
4.4	Evaluations of determinantal expressions	20
5	Discussions	28
5.1	Critical exponent ν_a	28
5.2	The $q \rightarrow 0$ limit of the Potts model	29
5.3	Recent topics on height correlations	31

1 Introduction

Let $d \in \{2, 3, \dots\}$ and $L \in \mathbb{N} \equiv \{1, 2, 3, \dots\}$. Consider a box in the d -dimensional hypercubic lattice $B_L = \{-L, -L+1, \dots, L\}^d \subset \mathbb{Z}^d$, where \mathbb{Z} denotes the collection of all integers. We impose *periodic boundary conditions* for all d directions and obtain a lattice on a torus (toroidal), which is denoted by Λ_L . The number of sites in Λ_L is given by $|\Lambda_L| = (2L+1)^d$. In the present paper we study a family of Markov processes on Λ_L , $h_t = \{h_t(\mathbf{z})\}_{\mathbf{z} \in \Lambda_L}$, with discrete-time $t \in \mathbb{N}_0 \equiv \{0\} \cup \mathbb{N}$.

Assume $n, m \in \mathbb{N}$ and let

$$a = \frac{m}{2dn} \quad \text{and} \quad h_c = 2d(1+a).$$

Define a real symmetric matrix with size $(2L+1)^d$,

$$\Delta_L(\mathbf{x}, \mathbf{y}) = \begin{cases} h_c, & \text{if } \mathbf{x} = \mathbf{y}, \\ -1, & \text{if } |\mathbf{x} - \mathbf{y}| = 1, \\ 0, & \text{otherwise,} \end{cases} \quad (1.1)$$

where $\mathbf{x} = (x_1, \dots, x_d), \mathbf{y} = (y_1, \dots, y_d) \in \Lambda_L$ and $|\mathbf{x} - \mathbf{y}| = \sqrt{\sum_{i=1}^d (x_i - y_i)^2}$. Let $\mathbf{1}(\omega)$ be the indicator function of an event ω ; $\mathbf{1}(\omega) = 1$, if ω occurs and $\mathbf{1}(\omega) = 0$, otherwise. The configuration space is

$$\mathcal{S}_L = \left\{ 0, \frac{1}{n}, \frac{2}{n}, \dots, h_c - \frac{1}{n} \right\}^{\Lambda_L}.$$

Given a configuration $h_t \in \mathcal{S}_L, t \in \mathbb{N}_0$, $h_{t+1} \in \mathcal{S}_L$ is determined by the following algorithm.

- (i) Choose one site in Λ_L at random. Let \mathbf{x} be the chosen site and define

$$\eta_{(1)}^{\mathbf{x}}(\mathbf{z}) = h_t(\mathbf{z}) + \frac{1}{n} \mathbf{1}(\mathbf{z} = \mathbf{x}), \quad \mathbf{z} \in \Lambda_L.$$

If $\eta_{(1)}^{\mathbf{x}}(\mathbf{x}) < h_c$, then $\eta_{(1)}^{\mathbf{x}} \equiv \{\eta_{(1)}^{\mathbf{x}}(\mathbf{z})\}_{\mathbf{z} \in \Lambda_L} \in \mathcal{S}_L$. In this case, we set $h_{t+1} = \eta_{(1)}^{\mathbf{x}}$.

- (ii) If $\eta_{(1)}^{\mathbf{x}}(\mathbf{x}) = h_c$, then $\eta_{(1)}^{\mathbf{x}} \notin \mathcal{S}_L$. In this case, we consider a finite series of configurations $\{\eta_{(1)}^{\mathbf{x}}, \dots, \eta_{(\tau)}^{\mathbf{x}}\}$ with $\exists \tau \in \mathbb{N}$ recursively as follows. Assume that $\eta_{(\ell)}^{\mathbf{x}} \notin \mathcal{S}_L$ with $\ell \geq 1$, then $A_{(\ell)}^{\mathbf{x}}(h_t) \equiv \{\mathbf{z} \in \Lambda_L : \eta_{(\ell)}^{\mathbf{x}}(\mathbf{z}) \geq h_c\} \neq \emptyset$ and define

$$\eta_{(\ell+1)}^{\mathbf{x}}(\mathbf{z}) = \eta_{(\ell)}^{\mathbf{x}}(\mathbf{z}) - \sum_{\mathbf{y} : \mathbf{y} \in A_{(\ell)}^{\mathbf{x}}(h_t)} \Delta_L(\mathbf{y}, \mathbf{z}), \quad \mathbf{z} \in \Lambda_L.$$

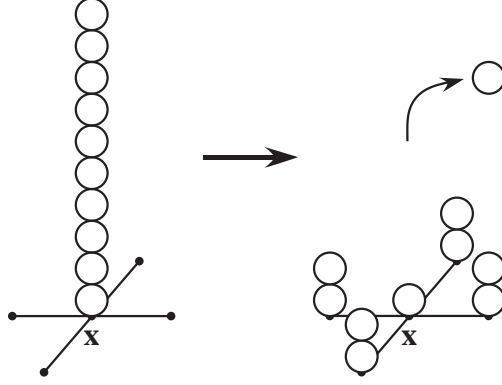


Figure 1: A toppling for the DAS model with the parameters $d = 2, n = 2$ and $m = 1$. In this case $h_c = 2dn + m = 9$, and thus the site \mathbf{x} with height $h(\mathbf{x}) = 10$ is unstable. In a toppling, $h_c = 9$ grains of sand drop from the site \mathbf{x} , in which $n = 2$ grains land on each nearest-neighbor site, $m = 1$ grain is dissipated from the system, while $h(\mathbf{x}) - h_c = 1$ grain remains on the site \mathbf{x} .

If $\eta_{(\ell+1)}^{\mathbf{x}} \in \mathcal{S}_L$, then $\tau = \ell + 1$ and $h_{t+1} = \eta_{(\tau)}^{\mathbf{x}}$. Remark that $\tau = \tau(\mathbf{x}, h_t)$ and $\tau < \infty$ by $\sum_{\mathbf{z}: \mathbf{z} \in \Lambda_L} \Delta_L(\mathbf{y}, \mathbf{z}) > 0, \forall \mathbf{y} \in \Lambda_L$ as explained below.

We think that $1/n$ is a unit of grain of sand and $h_t(\mathbf{z})n$ represents the height of sandpile at site \mathbf{z} measured in this unit. The step (i) simulates a random deposit of a grain of sand. In the step (ii), for each $1 \leq \ell \leq \tau$, the sites $\mathbf{y} \in A_{(\ell)}^{\mathbf{x}}(h_t)$ are regarded as unstable sites and the process

$$\{\eta_{(\ell)}^{\mathbf{x}}(\mathbf{z})\}_{\mathbf{z} \in \Lambda_L} \rightarrow \{\eta_{(\ell)}^{\mathbf{x}}(\mathbf{z}) - \Delta_L(\mathbf{y}, \mathbf{z})\}_{\mathbf{z} \in \Lambda_L},$$

is called a *toppling* of the site \mathbf{y} such that

$$\Delta_L(\mathbf{y}, \mathbf{y})n = h_c n = 2dn + m \text{ grains of sand drop from the unstable site } \mathbf{y}$$

and

$$|\Delta_L(\mathbf{y}, \mathbf{z})|n = n \text{ grains of sand land on each nearest-neighbor site } \mathbf{z}, |\mathbf{x} - \mathbf{z}| = 1.$$

Since there are $2d$ nearest-neighbor sites of each site, m grains are annihilated in a toppling. (See Fig.1.) The total number of grains on Λ_L decreases in each toppling and it guarantees $\tau < \infty$. The configuration space \mathcal{S}_L is a set of all stable configurations of sandpiles in which height of sandpile is less than the threshold value h_c at every site; $h(\mathbf{z}) < h_c, \forall \mathbf{z} \in \Lambda_L$. From a stable configuration h_t to another stable configuration h_{t+1} , $\sum_{\ell=1}^{\tau-1} |A_{(\ell)}^{\mathbf{x}}(h_t)|$ topplings occur. Such a series of toppling is called an *avalanche*. (Note that, if $\tau = 1$, toppling does not occur. Even in such a case, we call the transition from h_t to h_{t+1} an avalanche, which is just a random deposit of a grain of sand.) Define

$$T(\mathbf{x}, \mathbf{y}, h) = \sum_{\ell=1}^{\tau(\mathbf{x}, h)-1} \mathbf{1}(\mathbf{y} \in A_{(\ell)}^{\mathbf{x}}(h)), \quad \mathbf{x}, \mathbf{y} \in \Lambda_L, \quad h \in \mathcal{S}_L. \quad (1.2)$$

This is the number of topplings at site $\mathbf{y} \in \Lambda_L$ in an avalanche caused by a deposit of a grain of sand at a site $\mathbf{x} \in \Lambda_L$ in the configuration $h \in \mathcal{S}_L$.

We have assumed that $n, m \in \mathbb{N}$ in the above definition of processes. If we set $n = 1, m = 0$, however, we have $a = 0$ and $\Delta_L|_{a=0}$ gives the ‘rule matrix’ of the sandpile model introduced by Bak,

Tang and Wiesenfeld (BTW) [2, 3]. The BTW model have been studied on finite lattices with *open boundary conditions* in order to make τ be finite. For example, the BTW model is considered on a box B_L . The boundary of box B_L is given by $\partial B_L = \{\mathbf{y} = (y_1, \dots, y_d) \in B_L : 1 \leq \exists i \leq d \text{ s.t. } y_i = -L \text{ or } L\}$. In the BTW model defined on B_L , $\sum_{\mathbf{z}: \mathbf{z} \in \Lambda_L} \Delta_L|_{a=0}(\mathbf{y}, \mathbf{z}) = 0$ if $\mathbf{y} \in B_L \setminus \partial B_L$; that is, the number of grains of sand is conserved in any toppling in the bulk of system. By imposing the open boundary condition, we have $\sum_{\mathbf{z}: \mathbf{z} \in \Lambda_L} \Delta_L|_{a=0}(\mathbf{y}, \mathbf{z}) > 0$ for $\mathbf{y} \in \partial B_L$ and dissipation of grains of sand can occur in topplings at the boundary sites. In the present model, in every toppling at any site $\mathbf{y} \in \Lambda_L$, $\sum_{\mathbf{z}: \mathbf{z} \in \Lambda_L} \Delta_L(\mathbf{y}, \mathbf{z})n = m$ grains of sand dissipate from the system and hence $\tau < \infty$ is guaranteed in the shift-invariant system. The quantity a indicates the rate of dissipation in a toppling.

The present process belongs to the class of *abelian sandpile models* (ASM) studied by Dhar [6]. We define the operators $\{\mathbf{a}(\mathbf{x})\}_{\mathbf{x} \in \Lambda_L}$ following Dhar by

$$h_{t+1} = \mathbf{a}(\mathbf{x})h_t, \quad \mathbf{x} \in \Lambda_L,$$

where $h_t, h_{t+1} \in \mathcal{S}_L$ and the site \mathbf{x} is the chosen site in the first step (i) of the algorithm at time t . That is, $\mathbf{a}(\mathbf{x})$ represents an avalanche caused by a deposit of a grain of sand at \mathbf{x} . Then the above algorithm guarantees the *abelian property* of avalanches (see Lemma 2.1 in Section 2.1)

$$[\mathbf{a}(\mathbf{x}), \mathbf{a}(\mathbf{y})] \equiv \mathbf{a}(\mathbf{x})\mathbf{a}(\mathbf{y}) - \mathbf{a}(\mathbf{y})\mathbf{a}(\mathbf{x}) = 0, \quad \forall \mathbf{x}, \mathbf{y} \in \Lambda_L. \quad (1.3)$$

We call the present Markov process the d -dimensional *dissipative abelian sandpile model* (DASM for short). The two-dimensional case was studied numerically [10] and analytically [30, 28, 18]. In the present paper, we will discuss the models in general dimensions $d \geq 2$ in finite and infinite lattices. See also [29]. As shown in [17, 26, 16] the DASM is useful to construct the infinite-volume limit of avalanche models. Importance of the abelian sandpile models in the extensive study of *self-organized criticality* in the statistical mechanics and related fields is discussed in [25].

2 Basic Properties of Dissipative Abelian Sandpile Model

2.1 Abelian property

First we prove the abelian property of avalanches (1.3).

Lemma 2.1 (Dhar [6]) *Assume that the avalanche operators $\{\mathbf{a}(\mathbf{x})\}_{\mathbf{x} \in \Lambda_L}$ act on \mathcal{S}_L . Then*

$$[\mathbf{a}(\mathbf{x}), \mathbf{a}(\mathbf{y})] = 0, \quad \forall \mathbf{x}, \mathbf{y} \in \Lambda_L.$$

Proof. Let $\mathcal{X}_L = \mathbb{Z}^{\Lambda_L}$. Define three sets of maps from \mathcal{X}_L to \mathcal{X}_L ; $\{\tilde{\mathbf{t}}(\mathbf{x})\}_{\mathbf{x} \in \Lambda_L}$, $\{\mathbf{t}(\mathbf{x})\}_{\mathbf{x} \in \Lambda_L}$ and $\{\mathbf{d}(\mathbf{x})\}_{\mathbf{x} \in \Lambda_L}$ as follows. For $\mathbf{x} \in \Lambda_L$ and $\eta = \{\eta(\mathbf{z})\}_{\mathbf{z} \in \Lambda_L} \in \mathcal{X}_L$ define

$$\begin{aligned} \tilde{\mathbf{t}}(\mathbf{x})\eta(\mathbf{z}) &= \eta(\mathbf{z}) - \Delta_L(\mathbf{x}, \mathbf{z}), \\ \mathbf{t}(\mathbf{x})\eta(\mathbf{z}) &= \begin{cases} \eta(\mathbf{z}) - \Delta_L(\mathbf{x}, \mathbf{z}), & \text{if } \eta(\mathbf{x}) \geq h_c, \\ \eta(\mathbf{z}), & \text{otherwise,} \end{cases} \\ \mathbf{d}(\mathbf{x})\eta(\mathbf{z}) &= \eta(\mathbf{z}) + \frac{1}{n}\mathbf{1}(\mathbf{z} = \mathbf{x}), \quad \mathbf{z} \in \Lambda_L. \end{aligned}$$

By definition of $\tilde{\mathbf{t}}$,

$$\tilde{\mathbf{t}}(\mathbf{y})\tilde{\mathbf{t}}(\mathbf{x})\eta(\mathbf{z}) = \eta(\mathbf{z}) - \Delta_L(\mathbf{x}, \mathbf{z}) - \Delta_L(\mathbf{y}, \mathbf{z}), \quad \mathbf{z} \in \Lambda_L.$$

Similarly we have

$$\tilde{\mathbf{t}}(\mathbf{x})\tilde{\mathbf{t}}(\mathbf{y})\eta(\mathbf{z}) = \eta(\mathbf{z}) - \Delta_L(\mathbf{y}, \mathbf{z}) - \Delta_L(\mathbf{x}, \mathbf{z}), \quad \mathbf{z} \in \Lambda_L.$$

Therefore $\tilde{\mathbf{t}}(\mathbf{y})\tilde{\mathbf{t}}(\mathbf{x})\eta = \tilde{\mathbf{t}}(\mathbf{x})\tilde{\mathbf{t}}(\mathbf{y})\eta, \forall \eta \in \mathcal{X}_L$, that is

$$[\tilde{\mathbf{t}}(\mathbf{x}), \tilde{\mathbf{t}}(\mathbf{y})] = 0, \quad \forall \mathbf{x}, \mathbf{y} \in \Lambda_L. \quad (2.1)$$

Assume that $\mathbf{y} \neq \mathbf{x}$. Then

$$\tilde{\mathbf{t}}(\mathbf{y})\eta(\mathbf{x}) = \eta(\mathbf{x}) - \Delta(\mathbf{y}, \mathbf{x}) = \begin{cases} \eta(\mathbf{x}) + 1, & \text{if } |\mathbf{x} - \mathbf{y}| = 1, \\ \eta(\mathbf{x}), & \text{if } |\mathbf{x} - \mathbf{y}| > 1. \end{cases}$$

It implies that if $\eta(\mathbf{x}) \geq h_c$ then $\tilde{\mathbf{t}}(\mathbf{y})\eta(\mathbf{x}) \geq h_c, \forall \mathbf{y} \neq \mathbf{x}$, that is, any site cannot be stabilized by topplings which occur at other sites. Therefore, the definition of $\mathbf{t}(\mathbf{x})$ and (2.1) give

$$[\mathbf{t}(\mathbf{x}), \mathbf{t}(\mathbf{y})] = 0, \quad \forall \mathbf{x}, \mathbf{y} \in \Lambda_L. \quad (2.2)$$

It is obvious that

$$[\mathbf{t}(\mathbf{x}), \mathbf{d}(\mathbf{y})] = 0, \quad \forall \mathbf{x}, \mathbf{y} \in \Lambda_L. \quad (2.3)$$

Consider the situation that $h \in \mathcal{S}_L$ and $A_{(\ell)}^{\mathbf{x}}(h) \neq \emptyset, 1 \leq \ell \leq \tau$. By (2.2), $\prod_{\mathbf{z}: \mathbf{z} \in A_{(\ell)}^{\mathbf{x}}(h)} \mathbf{t}(\mathbf{z})$ is independent of the order of the products of $\mathbf{t}(\mathbf{z})$'s. Then we can write

$$\mathbf{a}(\mathbf{x})h = \left[\prod_{\ell=1}^{\tau-1} \left(\prod_{\mathbf{z}: \mathbf{z} \in A_{(\ell)}^{\mathbf{x}}(h)} \mathbf{t}(\mathbf{z}) \right) \right] \mathbf{d}(\mathbf{x})h, \quad \mathbf{x} \in \Lambda_L, \quad h \in \mathcal{S}_L.$$

By (2.2) and (2.3), the lemma is proved. ■

2.2 Recurrent configurations

Consider a subset of \mathcal{S}_L defined by

$$\mathcal{R}_L = \{h \in \mathcal{S}_L : \forall \mathbf{x} \in \Lambda_L, \exists k(\mathbf{x}) \in \mathbb{N}, \text{ s.t. } (\mathbf{a}(\mathbf{x}))^{k(\mathbf{x})}h = h\},$$

which is called the set of *recurrent configurations*.

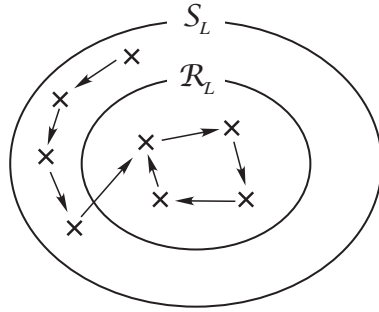


Figure 2: The set of recurrent configurations \mathcal{R}_L is closed under avalanches.

Lemma 2.2 (Dhar [6]) *If $h \in \mathcal{R}_L$, then $\mathbf{a}(\mathbf{x})h \in \mathcal{R}_L$ for any $\mathbf{x} \in \Lambda_L$. That is, \mathcal{R}_L is closed under avalanches (see Fig.2).*

Proof. By definition, if $h \in \mathcal{R}_L$, then for any $\mathbf{y} \in \Lambda_L$, $\exists k(\mathbf{y}) \in \mathbb{N}$, s.t. $(\mathbf{a}(\mathbf{y}))^{k(\mathbf{y})}h = h$. If we operate $\mathbf{a}(\mathbf{x})$, $\mathbf{x} \in \Lambda_L$ on the both sides of this equation, then we have $\mathbf{a}(\mathbf{x})(\mathbf{a}(\mathbf{y}))^{k(\mathbf{y})}h = \mathbf{a}(\mathbf{x})h$. By Lemma 2.1, LHS = $(\mathbf{a}(\mathbf{y}))^{k(\mathbf{y})}\mathbf{a}(\mathbf{x})h$. This equality implies that $\mathbf{a}(\mathbf{x})h \in \mathcal{R}_L$. Since it is valid for any $\mathbf{x} \in \Lambda_L$, the proof is completed. ■

Consider a $(2L + 1)^d$ -dimensional vector space \mathcal{V}_L , in which the orthonormal basis is given by $\{\mathbf{e}(\mathbf{z})\}_{\mathbf{z} \in \Lambda_L}$. For each configuration $\eta \in \mathcal{X}_L$, we assign a vector

$$\boldsymbol{\eta} = \sum_{\mathbf{z} \in \Lambda_L} \eta(\mathbf{z})\mathbf{e}(\mathbf{z}) = \sum_{\mathbf{z} \in \Lambda_L} n\eta(\mathbf{z})\frac{\mathbf{e}(\mathbf{z})}{n}, \quad (2.4)$$

where $1/n$ denotes the unit of grain of sand. Assume that $h \in \mathcal{R}_L$; for each $\mathbf{x} \in \Lambda_L$, there is $k(\mathbf{x}) \in \mathbb{N}$ such that

$$(\mathbf{a}(\mathbf{x}))^{k(\mathbf{x})}h = h. \quad (2.5)$$

Consider the vector corresponding to the configuration $(\mathbf{d}(\mathbf{x}))^{k(\mathbf{x})}h$,

$$\boldsymbol{\eta} = \left(h(\mathbf{x}) + \frac{k(\mathbf{x})}{n} \right) \mathbf{e}(\mathbf{x}) + \sum_{\mathbf{z} \in \Lambda_L, \mathbf{z} \neq \mathbf{x}} h(\mathbf{z})\mathbf{e}(\mathbf{z}) \in \mathcal{V}_L. \quad (2.6)$$

Then (2.5) claims that there exists a set $\{r(\mathbf{z}) \in \mathbb{N} : \mathbf{z} \in \Lambda_L\}$ such that

$$\mathbf{h} = \boldsymbol{\eta} + \sum_{\mathbf{z} \in \Lambda_L} \left(\sum_{\mathbf{y} \in \Lambda_L} r(\mathbf{y})\Delta_L(\mathbf{y}, \mathbf{z}) \right) \mathbf{e}(\mathbf{z}). \quad (2.7)$$

Note that (2.7) is written as

$$\mathbf{h} = \boldsymbol{\eta} + \sum_{\mathbf{y} \in \Lambda_L} r(\mathbf{y})\mathbf{v}(\mathbf{y})$$

with

$$\mathbf{v}(\mathbf{x}) = \sum_{\mathbf{z} \in \Lambda_L} \Delta_L(\mathbf{x}, \mathbf{z})\mathbf{e}(\mathbf{z}), \quad \mathbf{x} \in \Lambda_L. \quad (2.8)$$

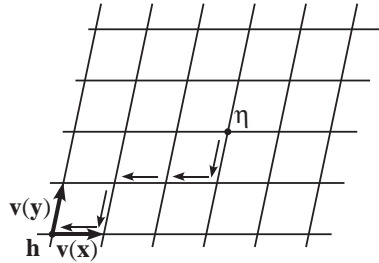


Figure 3: Hypercubic lattice Ω with the basis $\{\mathbf{v}(\mathbf{x})\}_{\mathbf{x} \in \Lambda_L}$ in \mathcal{V}_L . Every avalanche from an unstable configuration $\boldsymbol{\eta}$ given by (2.6) to a recurrent configuration $h \in \mathcal{R}_L$ is represented by a lattice path $\boldsymbol{\eta} \rightsquigarrow \mathbf{h}$ on Ω .

We can say that, given $h \in \mathcal{R}_L$, all points $\{\eta\}$ given by (2.6) are identified with sites of a hypercubic lattice Ω with the basis $\{\mathbf{v}(\mathbf{x})\}_{\mathbf{x} \in \Lambda_L}$ in \mathcal{V}_L . (See Fig.3.) Consider a primitive cell (fundamental domain) of the lattice defined by

$$\mathcal{U}_L = \left\{ \sum_{\mathbf{x} \in \Lambda_L} \mathbf{c}(\mathbf{x}) \mathbf{v}(\mathbf{x}) : 0 \leq \mathbf{c}(\mathbf{x}) < 1, \mathbf{x} \in \Lambda_L \right\} \subset \mathcal{V}_L. \quad (2.9)$$

By definition, the intersection of the lattice Ω and \mathcal{U}_L is a singleton, say \mathbf{p} . We assume that the origin of this lattice is given by \mathbf{p} and express the lattice by $\Omega^{\mathbf{p}}$. We consider a collection of all lattices with the same basis (2.8) having distinct origin in \mathcal{U}_L , $\{\Omega^{\mathbf{p}} : \mathbf{p} \in \mathcal{U}_L\}$. Then there establishes a bijection between $\mathcal{R}_L = \{h\}$ and $\{\Omega^{\mathbf{p}} : \mathbf{p} \in \mathcal{U}_L\}$.

Lemma 2.3 (Dhar [6]) *The number of recurrent configuration is given by*

$$|\mathcal{R}_L| = n^{(2L+1)^d} \det \Delta_L.$$

Proof. The above bijection implies $|\mathcal{R}_L| = |\{\Omega^{\mathbf{p}} : \mathbf{p} \in \mathcal{U}_L\}|$. Since the unit of grain of sand is $1/n$, the origins $\{\mathbf{p}\}$ of lattices $\{\Omega^{\mathbf{p}}\}$ should be in $(\mathbb{Z}/n)^{\Lambda_L}$, and hence

$$|\{\Omega^{\mathbf{p}} : \mathbf{p} \in \mathcal{U}_L\}| = \left| \mathcal{U}_L \cap (\mathbb{Z}/n)^{\Lambda_L} \right| = n^{(2L+1)^d} \times (\text{the volume of } \mathcal{U}_L).$$

The volume of \mathcal{U}_L given by (2.9) with (2.8) is $\det \Delta_L$ and the proof is completed. ■

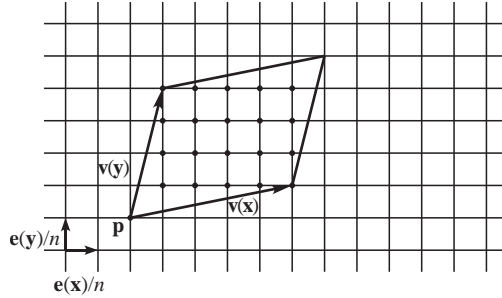


Figure 4: A primitive cell of Ω on the lattice $(\mathbb{Z}/n)^{\Lambda_L}$. Since the unit of grain of sand is $1/n$, the origin \mathbf{p} of lattice Ω should be at a site of $(\mathbb{Z}/n)^{\Lambda_L}$.

2.3 Stationary distribution

For $h \in \mathcal{R}_L$, let \mathbb{P}_L^h be the probability law of the DASD starting from the configuration $h_0 = h$.

Definition 2.4 *If we restrict $\{\mathbf{a}(\mathbf{x})\}_{\mathbf{x} \in \Lambda_L}$ to \mathcal{R}_L , inverse of the avalanche operator can be defined by*

$$\mathbf{a}(\mathbf{x})^{-1} = \mathbf{a}(\mathbf{x})^{k(\mathbf{x})-1}, \quad \mathbf{x} \in \Lambda_L.$$

Assume that $h \in \mathcal{R}_L$ is given. Define

$$\begin{aligned} \mu_t(X) &= \mathbb{P}^h(h_t = X), \\ W(X \rightarrow Y) &= \mathbb{P}^h(h_{t+1} = Y | h_t = X), \quad t \in \mathbb{N}_0, \quad X, Y \in \mathcal{R}_L. \end{aligned}$$

Consider the Master equation

$$\mu_{t+1}(X) = \mu_t(X) - \sum_{Y: Y \in \mathcal{R}_L} \mu_t(X) W(X \rightarrow Y) + \sum_{Y: Y \in \mathcal{R}_L} \mu_t(Y) W(Y \rightarrow X),$$

where we have used the assumption that $h_0 = h \in \mathcal{R}_L$ and Lemma 2.2. By definition of the DASM, we can find that, for $X, Y \in \mathcal{R}_L$,

$$\begin{aligned} W(X \rightarrow Y) &= \sum_{\mathbf{x}: \mathbf{x} \in \Lambda_L} \text{Prob}(\mathbf{x} \text{ is chosen}) \mathbf{1}(\mathbf{a}(\mathbf{x})X = Y) \\ &= \frac{1}{|\Lambda_L|} \sum_{\mathbf{x}: \mathbf{x} \in \Lambda_L} \mathbf{1}(\mathbf{a}(\mathbf{x})X = Y) \\ &= \frac{1}{(2L+1)^d} \sum_{\mathbf{x}: \mathbf{x} \in \Lambda_L} \mathbf{1}(X = \mathbf{a}^{-1}(\mathbf{x})Y). \end{aligned}$$

Then we have

$$\mu_{t+1}(X) - \mu_t(X) = \frac{1}{(2L+1)^d} \sum_{\mathbf{x}: \mathbf{x} \in \Lambda_L} \{\mu_t(\mathbf{a}(\mathbf{x})^{-1}X) - \mu_t(X)\}, \quad \forall X \in \mathcal{R}_L.$$

It implies that the uniform measure on \mathcal{R}_L ,

$$\mu(X) = \frac{1}{|\mathcal{R}_L|} \mathbf{1}(X \in \mathcal{R}_L) = \frac{1}{n^{(2L+1)^d} \det \Delta_L} \mathbf{1}(X \in \mathcal{R}_L), \quad X \in \mathcal{X}_L$$

is a stationary distribution of the process.

Lemma 2.5 *The DASM on Λ_L is irreducible on \mathcal{R}_L .*

Proof. Consider the configuration $\bar{h} \in \mathcal{S}_L$, such that $\bar{h}(\mathbf{x}) = h_c - 1/n, \forall \mathbf{x} \in \Lambda_L$. Now we take two arbitrary configurations X and Y from \mathcal{R}_L . We have

$$\bar{h} = \prod_{\mathbf{x}: X(\mathbf{x}) < h_c - 1/n} (\mathbf{a}(\mathbf{x}))^{h_c - 1/n - X(\mathbf{x})} X = \prod_{\mathbf{x}: Y(\mathbf{x}) < h_c - 1/n} (\mathbf{a}(\mathbf{x}))^{h_c - 1/n - Y(\mathbf{x})} Y. \quad (2.10)$$

Since this means that the configuration \bar{h} is reachable from X and Y by avalanches, Lemma 2.2 guarantees that $\bar{h} \in \mathcal{R}_L$. Since we have assumed that $Y \in \mathcal{R}_L$, $(\mathbf{a}(\mathbf{x}))^{k(\mathbf{x})} Y = Y$ with some $k(\mathbf{x}) \in \mathbb{N}$ for any $\mathbf{x} \in \Lambda_L$. Therefore, the second equality of (2.10) gives (see Definition 2.4)

$$Y = \prod_{\mathbf{x}: Y(\mathbf{x}) < h_c - 1/n} (\mathbf{a}(\mathbf{x}))^{k(\mathbf{x}) - (h_c - 1/n - Y(\mathbf{x}))} \bar{h}. \quad (2.11)$$

Combining (2.10) and (2.11) gives

$$Y = \prod_{\mathbf{x}: Y(\mathbf{x}) < h_c - 1/n} (\mathbf{a}(\mathbf{x}))^{k(\mathbf{x}) - (h_c - 1/n - Y(\mathbf{x}))} \prod_{\mathbf{y}: X(\mathbf{y}) < h_c - 1/n} (\mathbf{a}(\mathbf{y}))^{h_c - 1/n - X(\mathbf{y})} X.$$

Let $\sigma = \sum_{\mathbf{x}: Y(\mathbf{x}) < h_c - 1/n} \{k(\mathbf{x}) - (h_c - 1/n - Y(\mathbf{x}))\} + \sum_{\mathbf{x}: X(\mathbf{x}) < h_c - 1/n} \{h_c - 1/n - X(\mathbf{x})\}$. Then we see

$$\mathbb{P}^{h_0}(h_{t+s} = Y | h_t = X) \geq \left(\frac{1}{|\Lambda_L|} \right)^\sigma \quad \text{for } s \geq \sigma.$$

Since RHS is strictly positive for finite L , this completes the proof. ■

Then the following is concluded by the general theory of Markov chains (see, for example, Chapter 6.4 of [12]).

Proposition 2.6 *The stationary distribution of the DASM is uniquely given by the uniform measure on \mathcal{R}_L .*

We write the probability law of the DASM on Λ_L in the stationary distribution as \mathbf{P}_L and its expectation as \mathbf{E}_L .

2.4 Allowed configurations and spanning trees

Dhar also introduced a subset of \mathcal{S}_L called a collection of *allowed configurations* \mathcal{A}_L [6]. He defined that for $h \in \mathcal{S}_L$, if there is a subset $F \subset \Lambda_L$ such that $F \neq \emptyset$ and

$$h(\mathbf{y}) < \sum_{\mathbf{x} \in F, \mathbf{x} \neq \mathbf{y}} (-\Delta_L(\mathbf{x}, \mathbf{y})), \quad \forall \mathbf{y} \in F, \quad (2.12)$$

then $h \in \mathcal{S}_L$ has a *forbidden subconfiguration* (FSC) on F . Then define

$$\mathcal{A}_L = \{h \in \mathcal{S}_L : h \text{ has no FSC}\}.$$

Lemma 2.7 *For the DASM on Λ_L ,*

$$\mathcal{R}_L \subset \mathcal{A}_L.$$

Proof. In the proof of Lemma 2.5 we have shown that $\bar{h} \in \mathcal{R}_L$ and all recurrent states are reachable from this configuration \bar{h} . We can prove that $\bar{h} \in \mathcal{A}_L$ as follows. We assume that the contrary; there exists a finite nonempty set $F \subset \Lambda_L$ satisfying (2.12). In the DASM, however, for any $\mathbf{y} \in F$, $\bar{h}(\mathbf{y}) = h_c - 1/n = 2d + (m-1)/n \geq 2d \geq \sum_{\mathbf{x} \in F, \mathbf{x} \neq \mathbf{y}} (-\Delta_L(\mathbf{x}, \mathbf{y}))$, which contradicts our assumption. Since both \mathcal{R}_L and \mathcal{A}_L include \bar{h} , it is enough to show that \mathcal{A}_L is closed under the process of avalanche to prove the lemma, since we have already proved that \mathcal{R}_L is so in Lemma 2.2. Remark that addition of particles only increases h and such procedure on an allowed configurations cannot create any FSC. Here we assume that there exists an allowed configuration h such that by a single toppling at the site \mathbf{x} it becomes to contain a FSC. Write $h' = \mathbf{t}(\mathbf{x})\mathbf{d}(\mathbf{x})h$, that is,

$$h'(\mathbf{y}) = h(\mathbf{y}) + \frac{1}{n}\mathbf{1}(\mathbf{y} = \mathbf{x}) - \Delta_L(\mathbf{x}, \mathbf{y}), \quad \forall \mathbf{y} \in \Lambda_L. \quad (2.13)$$

By assumption, there exists $F \neq \emptyset$ such that

$$h'(\mathbf{y}) < \sum_{\mathbf{z} \in F, \mathbf{z} \neq \mathbf{y}} (-\Delta_L(\mathbf{z}, \mathbf{y})), \quad \forall \mathbf{y} \in F. \quad (2.14)$$

Combining (2.13) and (2.14) gives

$$h(\mathbf{y}) < \sum_{\mathbf{z} \in F, \mathbf{z} \neq \mathbf{y}} (-\Delta_L(\mathbf{z}, \mathbf{y})) + \Delta_L(\mathbf{x}, \mathbf{y}), \quad \forall \mathbf{y} \in F \setminus \{\mathbf{x}\}.$$

Since $\Delta_L(\mathbf{x}, \mathbf{y}) \leq 0$ for $\mathbf{x} \neq \mathbf{y}$, this inequality means that h has a FSC on $F \setminus \{\mathbf{x}\}$ and this contradicts our assumption that h is allowed. Since any avalanche consists of addition of a particle and a series of topplings, the proof is completed. ■

Definition 2.8 Given a pair (Λ_L, Δ_L) , let $G_L^{(v)} = \Lambda_L \cup \{\mathbf{r}\}$ with an additional vertex \mathbf{r} (the ‘root’), and $G_L^{(e)}$ be the collection of $|\Delta_L(\mathbf{x}, \mathbf{y})|n = n$ edges between $\mathbf{x}, \mathbf{y} \in \Lambda_L, \mathbf{x} \neq \mathbf{y}$, and $\sum_{\mathbf{y}: \mathbf{y} \in \Lambda_L} \Delta_L(\mathbf{x}, \mathbf{y})n = m$ edges between $\mathbf{x} \in \Lambda_L$ and \mathbf{r} . (See Fig.5.) Graph G_L associated to (Λ_L, Δ_L) is defined as

$$G_L = (G_L^{(v)}, G_L^{(e)}).$$

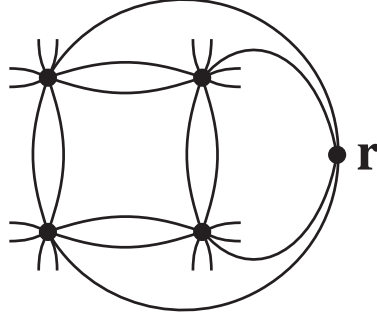


Figure 5: A part of the graph $G_L = (G_L^{(v)}, G_L^{(e)})$ associated to the DASM (Λ_L, Δ_L) is illustrated for the case that $d = 2, n = 2$ and $m = 1$. In this case, each pair of the nearest-neighbor vertices are connected by $n = 2$ edges and each vertex is connected to the ‘root’ \mathbf{r} by $m = 1$ edge.

Definition 2.9 We say a graph T on G_L is a spanning tree, if the number of vertices of T is $|G_L^{(v)}| = |\Lambda_L| + 1$, the number of connected components is one, and the number of loops is zero.

Lemma 2.10 Let $\mathcal{T}_L = \{\text{spanning tree on } G_L \text{ associated to } (\Lambda_L, \Delta_L)\}$. Then

$$|\mathcal{T}_L| = n^{(2L+1)^d} \det \Delta_L.$$

Proof. See p.133 of [20] and Theorem 6.3 in [4].

Lemma 2.11 (Majumdar and Dhar [20]) There establishes a bijection between \mathcal{A}_L and \mathcal{T}_L .

Proof. First we order all edges incident on each site $\mathbf{x} \in G_L^{(v)}$ in some order of preference. For each configuration $h \in \mathcal{A}_L$, we consider a following discrete-time growth process of graph on G_L , which is called a *burning process* on (G_L, h) . Let $\tilde{V}_0 = V_0 = \{\mathbf{r}\}$, $E_0 = \emptyset$ and $T_0 = (V_0, E_0)$. Assume that we have nonempty sets $T_t = (V_t, E_t)$ and \tilde{V}_t with $t \in \mathbb{N}_0$. Let

$$\tilde{V}_{t+1} = \left\{ \mathbf{y} \in G_L^{(v)} \setminus V_t : h(\mathbf{y}) \geq \sum_{\mathbf{x}: \mathbf{x} \in G_L^{(v)} \setminus V_t} (-\Delta_L(\mathbf{x}, \mathbf{y})) \right\}.$$

For each $\mathbf{y} \in \tilde{V}_{t+1}$, consider

$$\tilde{E}_{t+1}(\mathbf{y}) = \left\{ e \in G_L^{(e)} : e \text{ connects } \mathbf{y} \text{ and a site in } \tilde{V}_t \right\}.$$

We must have

$$h(\mathbf{y}) \leq \sum_{\mathbf{x}: \mathbf{x} \in G_L^{(v)} \setminus V_t} (-\Delta_L(\mathbf{x}, \mathbf{y})) + |\tilde{E}_{t+1}(\mathbf{y})|,$$

since $h \in \mathcal{S}_L$. If $|\tilde{E}_{t+1}(\mathbf{y})| = 1$, then name that edge as $e(\mathbf{y})$. If $|\tilde{E}_{t+1}(\mathbf{y})| \geq 2$, then write

$$h(\mathbf{y}) = \sum_{\mathbf{x}: \mathbf{x} \in G_L^{(v)} \setminus V_t} (-\Delta_L(\mathbf{x}, \mathbf{y})) + \frac{s}{n},$$

and choose the $(s+1)$ -th edge in $\tilde{E}_{t+1}(\mathbf{y})$ as $e(\mathbf{y})$. We define

$$V_{t+1} = V_t \cup \tilde{V}_{t+1}, \quad E_{t+1} = E_t \cup \{e(\mathbf{y}) : \mathbf{y} \in \tilde{V}_{t+1}\}, \quad \text{and} \quad T_{t+1} = (V_{t+1}, E_{t+1}).$$

By the assumption $h \in \mathcal{A}_L$, there is a finite time $\sigma < \infty$ such that $V_\sigma = G_L^{(v)}$ and $E_\sigma = G_L^{(s)}$. By the construction, $T_\sigma = (V_\sigma, E_\sigma)$ is a spanning tree on G_L . Since this growth process of $T_t, t \in \{0, 1, \dots, \sigma\}$ is deterministic for a given configuration $h \in \mathcal{A}_L$, it gives an injection from \mathcal{A}_L to \mathcal{T}_L . This fact and Lemma 2.10 give $|\mathcal{A}_L| \leq |\mathcal{T}_L| = n^{(2L+1)^d} \det \Delta_L$. On the other hand, Lemmas 2.3 and 2.7 give $n^{(2L+1)^d} \det \Delta_L \leq |\mathcal{A}_L|$. Then we can conclude $|\mathcal{A}_L| = n^{(2L+1)^d} \det \Delta_L$ and the burning process gives a bijection between \mathcal{A}_L and \mathcal{T}_L . ■

Combining Lemmas 2.3, 2.7, 2.10, and 2.11, we have the following proposition.

Proposition 2.12 *For the DASM on Λ_L , $\mathcal{R}_L = \mathcal{A}_L$.*

3 Avalanche Propagators

3.1 Integral expressions for propagators

Define

$$G_L(\mathbf{x}, \mathbf{y}) = \mathbf{E}_L[T(\mathbf{x}, \mathbf{y}, h)], \quad \mathbf{x}, \mathbf{y} \in \Lambda,$$

where $T(\mathbf{x}, \mathbf{y}, h)$ is given by (1.2) and the expectation is taken over configurations $\{h\}$ in the stationary distribution \mathbf{P}_L . $G_L(\mathbf{x}, \mathbf{y})$ is regarded as the *avalanche propagator* from \mathbf{x} to \mathbf{y} [6]. Sometime in an avalanche caused by a deposit of a grain of sand at \mathbf{x} , this site \mathbf{x} topples many times. The set of topplings between the first and the second toppling at \mathbf{x} is called the first *wave* of toppling. There can occur many waves in one avalanche and $G_L(\mathbf{x}, \mathbf{x})$ gives the average number of waves of topplings in an avalanche [15].

Consider the stationary distribution \mathbf{P}_L of the DASM. For addition of a particle at any site $\mathbf{x} \in \Lambda_L$, the averaged influx of grains of sand into a site $\mathbf{z} \in \Lambda_L$ is given by $\mathbf{1}(\mathbf{z} = \mathbf{x}) + \sum_{\mathbf{y}: \mathbf{y} \neq \mathbf{z}} G_L(\mathbf{x}, \mathbf{y}) |\Delta_L(\mathbf{y}, \mathbf{z})| n$, and the averaged outflux of them out of \mathbf{z} by $G_L(\mathbf{x}, \mathbf{z}) \Delta_L(\mathbf{z}, \mathbf{z}) n$ using the avalanche propagators. In \mathbf{P}_L , equivalence between influx and outflux must hold at any site $\mathbf{z} \in \Lambda_L$. This balance equation is written as

$$\sum_{\mathbf{y}: \mathbf{y} \in \Lambda_L} G_L(\mathbf{x}, \mathbf{y}) \Delta_L(\mathbf{y}, \mathbf{z}) = \frac{1}{n} \mathbf{1}(\mathbf{z} = \mathbf{x}) \quad \forall \mathbf{x}, \mathbf{z} \in \Lambda_L$$

and thus the propagator is given using the inverse matrix of Δ_L .

Lemma 3.1 (Dhar [6])

$$G_L(\mathbf{x}, \mathbf{y}) = \frac{1}{n} [\Delta_L^{-1}](\mathbf{x}, \mathbf{y}), \quad \mathbf{x}, \mathbf{y} \in \Lambda_L. \quad (3.1)$$

The matrix Δ_L can be diagonalized by the Fourier transformation from $\mathbf{x} = (x_1, \dots, x_d)$ to $\mathbf{n} = (n_1, \dots, n_d)$,

$$U_L(\mathbf{n}, \mathbf{x}) = U_L^{-1}(\mathbf{x}, \mathbf{n}) = \frac{1}{(2L+1)^{d/2}} \exp\left(\frac{2\pi}{2L+1} \mathbf{x} \cdot \mathbf{n}\right),$$

where $\mathbf{x} \cdot \mathbf{n} = \sum_{i=1}^d x_i n_i$, as

$$\begin{aligned} & \sum_{\mathbf{x}: \mathbf{x} \in \Lambda_L} \sum_{\mathbf{y}: \mathbf{y} \in \Lambda_L} U_L(\mathbf{n}, \mathbf{x}) \Delta_L(\mathbf{x}, \mathbf{y}) U_L^{-1}(\mathbf{y}, \mathbf{m}) \\ &= 2d \left\{ (1+a) - \frac{1}{d} \sum_{i=1}^d \cos\left(\frac{2\pi}{2L+1} n_i\right) \right\} \mathbf{1}(\mathbf{n} = \mathbf{m}) \\ &\equiv \Lambda_L(\mathbf{n}, \mathbf{m}), \quad \mathbf{n}, \mathbf{m} \in \Lambda_L. \end{aligned}$$

Then, (3.1) is obtained as

$$\begin{aligned} G_L(\mathbf{x}, \mathbf{y}) &= \frac{1}{n} \sum_{\mathbf{n}: \mathbf{n} \in \Lambda_L} \sum_{\mathbf{m}: \mathbf{m} \in \Lambda_L} U_L^{-1}(\mathbf{x}, \mathbf{n}) [\Delta_L^{-1}](\mathbf{n}, \mathbf{m}) U_L(\mathbf{m}, \mathbf{y}) \\ &= \frac{1}{2dn} \frac{1}{(2L+1)^d} \sum_{\mathbf{n}: \mathbf{n} \in \Lambda_L} \frac{e^{-2\pi\sqrt{-1}\mathbf{x} \cdot \mathbf{n}/(2L+1)}}{(1+a) - (1/d) \sum_{i=1}^d \cos(\frac{2\pi}{2L+1} n_i)}. \end{aligned} \quad (3.2)$$

Lemma 3.2 *There exists a limit $G(\mathbf{x} - \mathbf{y}) = \lim_{L \uparrow \infty} G_L(\mathbf{x}, \mathbf{y})$, $\mathbf{x}, \mathbf{y} \in \mathbb{Z}^d$ and*

$$G(\mathbf{x}) = \frac{1}{2dn} \prod_{i=1}^d \int_{-\pi}^{\pi} \frac{d\theta_i}{2\pi} \frac{e^{-\sqrt{-1}\mathbf{x} \cdot \boldsymbol{\theta}}}{(1+a) - (1/d) \sum_{i=1}^d \cos \theta_i}, \quad \mathbf{x} \in \mathbb{Z}^d. \quad (3.3)$$

Proof. Consider the Euler-Maclaurin formula for $f \in C^2(\mathbb{R})$,

$$\sum_{n=0}^M f(b+nc) = \frac{1}{c} \int_b^{b+Mc} f(\theta) d\theta + \frac{1}{2} [f(b) + f(b+Mc)] + \frac{1}{12} c^2 \sum_{n=0}^{M-1} f^{(2)}(b+c(n+\phi)), \quad (3.4)$$

where $M \in \mathbb{N}$, $b, c \in \mathbb{R}$, $f^{(2)}(\theta)$ is the second derivative of $f(\theta)$, and $0 < \phi < 1$ (see, for instance, Appendix D in [1]). Assume that

$$f(\theta) = \frac{e^{-\sqrt{-1}\alpha_1\theta}}{(1+a) - (1/d)(\cos \theta + \alpha_2)},$$

where a, α_1, α_2 are constants. Applying the Euler-Maclaurin formula (3.4) with $b = -2\pi L/(2L+1)$, $M = 2L$ and $c = 2\pi/(2L+1)$, we have

$$\begin{aligned} & \sum_{n=0}^{2L} \frac{e^{-2\pi\sqrt{-1}\alpha_1(n-L)/(2L+1)}}{(1+a) - (1/d)\{\cos(\frac{2\pi}{2L+1}(n-L)) + \alpha_2\}} \\ &= (2L+1) \int_{-2\pi L/(2L+1)}^{2\pi L/(2L+1)} \frac{d\theta}{2\pi} \frac{e^{-\sqrt{-1}\alpha_1\theta}}{(1+a) - (1/d)(\cos \theta + \alpha_2)} \\ &\quad + \frac{1}{2} \left[f\left(-\frac{2\pi L}{2L+1}\right) + f\left(\frac{2\pi L}{2L+1}\right) \right] \\ &\quad + \frac{1}{12} \left(\frac{2\pi}{2L+1}\right)^2 \sum_{n=0}^{2L-1} f^{(2)}\left(\frac{2\pi}{2L+1}(n+\phi-L)\right). \end{aligned}$$

By dividing the both sides of the equality by $2L + 1$ and take the limit $L \uparrow \infty$, we obtain

$$\begin{aligned} \lim_{L \uparrow \infty} \frac{1}{2L + 1} \sum_{n=-L}^L \frac{e^{-2\pi\sqrt{-1}\alpha_1 n/(2L+1)}}{(1+a) - (1/d)\{\cos(\frac{2\pi}{2L+1}n) + \alpha_2\}} \\ = \int_{-\pi}^{\pi} \frac{d\theta}{2\pi} \frac{e^{-\sqrt{-1}\alpha_1\theta}}{(1+a) - (1/d)(\cos\theta + \alpha_2)}. \end{aligned}$$

Repeating this procedure d times, we can prove Lemma 3.2. ■

3.2 Long-distance asymptotics

Now we consider the asymptotic form in $|\mathbf{x}| \uparrow \infty$ of $G(\mathbf{x})$. Here we follow the calculation found in Section XII.4 of [21] for the asymptotic expansion of two-point spin correlation function of the two-dimensional Ising model. By using the identity

$$\int_0^\infty ds e^{-\alpha s} = \frac{1}{\alpha}$$

and the definition of the modified Bessel function of the first kind

$$I_n(z) = \int_{-\pi}^{\pi} \frac{d\phi}{2\pi} e^{-\sqrt{-1}n\phi + z \cos \phi},$$

we have

$$G(\mathbf{x}) = \frac{1}{2dn} \int_0^\infty ds e^{-(1+a)s} \prod_{i=1}^d I_{x_i}(s/d).$$

The asymptotic expansion of $I_n(z)$ for large n is found on p.86 in [9],

$$I_n(z) = \frac{1}{\sqrt{2\pi}} \frac{\exp[(n^2 + z^2)^{1/2} - n \sinh^{-1}(n/z)]}{(n^2 + z^2)^{1/4}} \times (1 + \mathcal{O}(1/n)),$$

and we obtain

$$\begin{aligned} G(\mathbf{x}) = \frac{1}{2dn} \left(\frac{1}{2\pi} \right)^{d/2} \int_0^\infty ds \prod_{i=1}^d \frac{1}{[x_i^2 + (s/d)^2]^{1/4}} \exp[-g(\mathbf{x}, s)] \\ \times \left(1 + \mathcal{O}(\max_i \{1/x_i\}) \right), \end{aligned} \quad (3.5)$$

where

$$g(\mathbf{x}, s) = (1+a)s - \sum_{i=1}^d \left[x_i^2 + \left(\frac{s}{d} \right)^2 \right]^{1/2} + \sum_{i=1}^d x_i \sinh^{-1} \left(\frac{d}{s} x_i \right).$$

We can evaluate (3.5) by the saddle-point method and obtain the following result.

Theorem 3.3 *Let*

$$c_1(d, a) = \frac{1}{4\pi(a+1)} \left[\frac{\sqrt{a(a+2)d}}{2\pi(a+1)} \right]^{(d-3)/2} \quad (3.6)$$

and

$$\xi(d, a) = \frac{1}{\sqrt{d} \sinh^{-1} \sqrt{a(a+2)}}. \quad (3.7)$$

Then, for the DASM with $d \geq 2, m, n \in \mathbb{N}, a = m/(2dn)$,

$$\lim_{r \uparrow \infty} -\frac{1}{r} \log \left[\frac{nr^{(d-1)/2}}{c_1(d, a)} G(\mathbf{x}(r)) \right] = \frac{1}{\xi(d, a)}, \quad (3.8)$$

where

$$\mathbf{x}(r) = \left(\frac{r}{\sqrt{d}}, \dots, \frac{r}{\sqrt{d}} \right) \in \mathbb{Z}^d, \quad r > 0. \quad (3.9)$$

Proof. Let $g^{(1)}(\mathbf{x}, s)$ and $g^{(2)}(\mathbf{x}, s)$ be the first and second derivatives of $g(\mathbf{x}, s)$ with respect to s ,

$$\begin{aligned} g^{(1)}(\mathbf{x}, s) &= (1+a) - \frac{1}{d} \sum_{i=1}^d \left[1 + \left(\frac{d}{s} x_i \right)^2 \right]^{1/2}, \\ g^{(2)}(\mathbf{x}, s) &= \frac{d}{s^3} \sum_{i=1}^d x_i^2 \left[1 + \left(\frac{d}{s} x_i \right)^2 \right]^{-1/2}. \end{aligned}$$

For each \mathbf{x} , let $s_0(\mathbf{x})$ be the saddle point at which $g^{(1)}(\mathbf{x}, s)$ vanishes,

$$g^{(1)}(\mathbf{x}, s_0(\mathbf{x})) = 0. \quad (3.10)$$

Then

$$\begin{aligned} G(\mathbf{x}) &= \frac{1}{2dn} \left(\frac{1}{2\pi} \right)^{d/2} \prod_{i=1}^d \frac{1}{(x_i^2 + s_0(\mathbf{x})^2/d^2)^{1/4}} \exp[-g(x, s_0(\mathbf{x}))] \\ &\quad \times \int_{-\infty}^{\infty} du \exp \left[-\frac{1}{2} g^{(2)}(\mathbf{x}, s_0(\mathbf{x})) u^2 \right] \times \left(1 + \mathcal{O}(\max_i \{1/x_i\}) \right) \\ &= \frac{1}{2dn} \left(\frac{1}{2\pi} \right)^{d/2} \prod_{i=1}^d \frac{1}{(x_i^2 + s_0(x)^2/d^2)^{1/4}} \exp[-g(x, s_0(x))] \\ &\quad \times \left(\frac{2\pi}{g^{(2)}(\mathbf{x}, s_0(\mathbf{x}))} \right)^{1/2} \times \left(1 + \mathcal{O}(\max_i \{1/x_i\}) \right). \end{aligned}$$

Here we can prove that the higher derivatives of $g(\mathbf{x}, s)$ only give the contributions of order $\mathcal{O}(\max_i \{1/x_i\})$. See p.304 in [21]. Now we consider the case

$$x_i = \frac{r}{\sqrt{d}} + \varepsilon_i,$$

in which ε_i 's are finite and fixed and $r \gg 1$. The equation (3.10) for the saddle point is now

$$\sum_{i=1}^d \left(1 + \frac{d^2}{s_0(\mathbf{x})^2} \left(\frac{r}{\sqrt{d}} + \varepsilon_i \right)^2 \right)^{1/2} = (1+a)d,$$

and it is solved as

$$s_0(\mathbf{x}) = \sqrt{\frac{d}{a(a+2)}} \left(r + \frac{1}{\sqrt{d}} \sum_{i=1}^d \varepsilon_i + \mathcal{O}(1/r) \right).$$

This gives

$$\begin{aligned} g(\mathbf{x}, s_0(\mathbf{x})) &= \sum_{i=1}^d \left(\frac{r}{\sqrt{d}} + \varepsilon_i \right) \sinh^{-1} \left[\frac{d}{s_0(x)} \left(\frac{r}{\sqrt{d}} + \varepsilon_i \right) \right] \\ &= \sqrt{d} r \sinh^{-1} \sqrt{a(a+2)} + \sinh^{-1} \sqrt{a(a+2)} \times \sum_{i=1}^d \varepsilon_i + \mathcal{O}(1/r) \end{aligned}$$

and

$$g^{(2)}(\mathbf{x}, s_0(x)) = \frac{1}{\sqrt{d}} \frac{(a(a+2))^{3/2}}{a+1} \frac{1}{r} + \mathcal{O}(1/r^2).$$

Then we have the estimation

$$G(\mathbf{x}) = \frac{c_1(d, a)}{n} \frac{1}{r^{(d-1)/2}} \exp \left[-\frac{r}{\xi(d, a)} - \lambda(a) \sum_{i=1}^d \varepsilon_i \right] \times (1 + \mathcal{O}(1/r)), \quad \text{as } r \uparrow \infty$$

for $\mathbf{x} = (r/\sqrt{d} + \varepsilon_1, \dots, r/\sqrt{d} + \varepsilon_d)$, where $c_1(d, a)$ and $\xi(d, a)$ are given by (3.6) and (3.7), respectively, and

$$\begin{aligned} \lambda(a) &\equiv \frac{\sqrt{d}}{\xi(d, a)} \\ &= \sinh^{-1} \sqrt{a(a+2)} \\ &= \log(1 + a + \sqrt{a(a+2)}). \end{aligned} \tag{3.11}$$

If we put $\varepsilon_i = 0, 1 \leq i \leq d$, then $G(\mathbf{x})$ is reduced to be

$$G(\mathbf{x}(r)) = \bar{G}(r) \times (1 + \mathcal{O}(1/r)), \quad \text{as } r \uparrow \infty$$

with

$$\bar{G}(r) = \frac{c_1(d, a)}{n} \frac{e^{-r/\xi(d, a)}}{r^{(d-1)/2}}. \tag{3.12}$$

It proves the theorem. ■

4 Height-0 Density and Height-(0, 0) Correlations

For

$$\alpha, \beta \in \left\{ 0, \frac{1}{n}, \frac{2}{n}, \dots, h_c - \frac{1}{n} \right\},$$

define

$$\begin{aligned} P_{\alpha, L}(\mathbf{x}) &= \mathbf{E}_L[\mathbf{1}(h(\mathbf{x}) = \alpha)], \\ P_{\alpha\beta, L}(\mathbf{x}, \mathbf{y}) &= \mathbf{E}_L[\mathbf{1}(h(\mathbf{x}) = \alpha) \mathbf{1}(h(\mathbf{y}) = \beta)], \quad \mathbf{x}, \mathbf{y} \in \Lambda_L. \end{aligned} \tag{4.1}$$

$P_{\alpha,L}(\mathbf{x})$ is the probability that the site \mathbf{x} has the height αn measured in the unit of grain of sand, $1/n$, and $P_{\alpha\beta,L}(\mathbf{x}, \mathbf{y})$ is the (α, β) -height correlation function [19, 5, 23].

For the two-dimensional BTW model on B_L with open boundary condition, Majumdar and Dhar [19] proved the existence of the infinite-volume limits

$$\begin{aligned} P_0 &= \lim_{L \uparrow \infty} P_{0,L}(\mathbf{x}), \\ P_{00}(\mathbf{x}(r)) &= \lim_{L \uparrow \infty} P_{00,L}(0, \mathbf{x}(r)), \end{aligned}$$

where $\mathbf{x}(r) = (r/\sqrt{2}, r/\sqrt{2})$. They gave an 8×8 matrix $M_L(r)$, whose elements depend on L and r , such that

$$P_{00,L}(0, \mathbf{x}(r)) = \det M_L(r), \quad \forall L > \frac{r}{\sqrt{2}},$$

and showed that every elements converge in the infinite-volume limit $L \uparrow \infty$ with a finite r . Then the matrix $M(r) = \lim_{L \uparrow \infty} M_L(r)$ is well-defined and we have the determinantal expression

$$P_{00}(\mathbf{x}(r)) = \det M(r).$$

Moreover, they showed that

$$\lim_{r \uparrow \infty} P_{00}(\mathbf{x}(r)) = P_0^2,$$

and

$$C_{00}(\mathbf{x}(r)) \equiv \frac{P_{00}(\mathbf{x}(r)) - P_0^2}{P_0^2} \simeq -\frac{1}{2}r^{-4}, \quad \text{as } r \uparrow \infty. \quad (4.2)$$

Majumdar and Dhar claimed [19] that the result (4.2) is generalized for the d -dimensional BTW model with $d \geq 2$ as

$$C_{00}(\mathbf{x}(r)) \sim r^{-2d}, \quad \text{as } r \uparrow \infty. \quad (4.3)$$

In an earlier paper [28], all these facts also hold for the two-dimensional DASM, if we prepare 10×10 matrix $M_L(r)$. (See also [5] and [23] for other generalizations of [19].) Here we show the result for the height-0 density and the height-(0,0) correlations of the DASM with general $d \geq 2$.

4.1 Nearest-neighbor correlations

First we prove the following Lemma.

Lemma 4.1 *Any configuration $h \in \mathcal{S}_L$, in which there are two adjacent sites $\mathbf{z}_1, \mathbf{z}_2 \in \Lambda_L$, $|\mathbf{z}_1 - \mathbf{z}_2| = 1$, such that $h(\mathbf{z}_1) < 1$ and $h(\mathbf{z}_2) < 1$, is not allowed.*

Proof. Let $F = \{\mathbf{z}_1, \mathbf{z}_2\} \subset \Lambda_L$. Then

$$\sum_{\mathbf{x}: \mathbf{x} \in F, \mathbf{x} \neq \mathbf{z}_1} (-\Delta_L(\mathbf{x}, \mathbf{z}_1)) = -\Delta_L(\mathbf{z}_2, \mathbf{z}_1) = 1,$$

and

$$\sum_{\mathbf{x}: \mathbf{x} \in F, \mathbf{x} \neq \mathbf{z}_2} (-\Delta_L(\mathbf{x}, \mathbf{z}_2)) = -\Delta_L(\mathbf{z}_1, \mathbf{z}_2) = 1,$$

by (1.1). Then if $h(\mathbf{z}_1) < 1$ and $h(\mathbf{z}_2) < 1$, the condition of FSC (2.12) is satisfied. ■

By Propositions 2.6 and 2.12, the above lemma implies the following.

Proposition 4.2 For any $L \geq 2$,

$$P_{\alpha\beta,L}(0, \pm \mathbf{e}_i) = 0, \quad 1 \leq i \leq d, \quad \alpha, \beta \in \left\{0, \frac{1}{n}, \frac{2}{n}, \dots, 1 - \frac{1}{n}\right\}.$$

Then,

$$P_{\alpha\beta}(0, \pm \mathbf{e}_i) = \lim_{L \uparrow \infty} P_{\alpha\beta,L}(0, \pm \mathbf{e}_i) = 0, \quad 1 \leq i \leq d, \quad \alpha, \beta \in \left\{0, \frac{1}{n}, \frac{2}{n}, \dots, 1 - \frac{1}{n}\right\}.$$

4.2 Determinantal expressions of $P_{0,L}(0)$ and $P_{00,L}(0, \mathbf{x})$

Let $\mathbf{e}_i, 1 \leq i \leq d$ be the i -th unit vector in \mathbb{Z}^d . Define a real symmetric matrix with size $(2L+1)^d$ as

$$B_L^{(0)}(\mathbf{v}, \mathbf{w}) = \begin{cases} -h_c + 1/n, & \text{if } \mathbf{v} = \mathbf{w} = 0, \\ -1, & \text{if } \mathbf{v} = \mathbf{w}, |\mathbf{v}| = 1, \mathbf{v} \neq -\mathbf{e}_d, \\ -1 + 1/n, & \text{if } \mathbf{v} = \mathbf{w} = -\mathbf{e}_d, \\ 1, & \text{if } \mathbf{v} = 0, |\mathbf{w}| = 1, \mathbf{w} \neq -\mathbf{e}_d, \\ 1 - 1/n, & \text{if } \mathbf{v} = 0, \mathbf{w} = -\mathbf{e}_d, \\ 0, & \text{otherwise,} \end{cases}$$

where $\mathbf{v}, \mathbf{w} \in \Lambda_L$.

Lemma 4.3 Let E_L be the unit matrix with size $(2L+1)^d$. Then

$$P_{0,L}(0) = \det \left(E_L + n G_L B_L^{(0)} \right).$$

Proof. Define a set of allowed configurations conditioned $h(0) = 0$,

$$\mathcal{A}_L^{(0)} = \{h \in \mathcal{A}_L : h(0) = 0\}.$$

By definition (4.1), Proposition 2.6 with Lemma 2.3 and Proposition 2.12 gives

$$P_{0,L}(0) = \frac{|\mathcal{A}_L^{(0)}|}{n^{(2L+1)^d} \det \Delta_L}. \quad (4.4)$$

Assume that $h \in \mathcal{A}_L^{(0)}$. Then as shown in the proof of Lemma 2.11 we can uniquely define a burning process $T_t, t \in \{0, 1, \dots, \exists \sigma\}$ on (G_L, h) associated that T_t becomes a spanning tree on G_L at time $t = \sigma$. Define a configuration h' as

$$h'(\mathbf{z}) = \begin{cases} h(\mathbf{z}) - 1, & \text{if } |\mathbf{z}| = 1, \mathbf{z} \neq -\mathbf{e}_d, \\ h(\mathbf{z}) - 1 + 1/n, & \text{if } \mathbf{z} = -\mathbf{e}_d, \\ h(\mathbf{z}), & \text{otherwise} \end{cases}$$

for $\mathbf{z} \in \Lambda_L$. Now we consider a new DASM which is defined by the matrix Δ'_L given by

$$\Delta'_L = \Delta_L + B_L^{(0)}, \quad (4.5)$$

and let \mathcal{A}'_L be a set of all allowed configurations of this DASM and G'_L be an associated graph to (Λ_L, Δ'_L) . Then we consider a burning process $T'_t = (V'_t, E'_t), t \in \{0, 1, \dots, \sigma\}$ on (G'_L, h') . By definition of Δ'_L and h' , we can make

$$V_t = V'_t, \quad \forall t \in \{0, 1, \dots, \sigma\},$$

and T'_σ gives a spanning tree on G'_L . By Lemma 2.11, this means $h' \in \mathcal{A}'_L$. Since there is a bijection between h and its associated burning process $T_t, t \in \{0, 1, \dots, \sigma\}$, we have a bijection between $\mathcal{A}_L^{(0)}$ and \mathcal{A}'_L . By Lemmas 2.10 and 2.11, $|\mathcal{A}_L^{(0)}| = |\mathcal{A}'_L| = n^{(2L+1)^d} \det \Delta'_L$. Combining (4.4) and (4.5) gives

$$\begin{aligned} P_{0,L}(0) &= \frac{\det \Delta'_L}{\det \Delta_L} \\ &= \det(\Delta_L^{-1} \Delta'_L) \\ &= \det(E_L + \Delta_L^{-1} B_L^{(0)}). \end{aligned}$$

Then we use Lemma 3.1 and the proof is completed. ■

Next we consider the two-point function $P_{00,L}(0, \mathbf{x})$, where we assume that $2 \leq |\mathbf{x}| < L$. We define a real symmetric matrix with size $(2L+1)^d$ as follows. For $\mathbf{v}, \mathbf{w} \in \Lambda_L$,

$$B_L^{(0,\mathbf{x})}(\mathbf{v}, \mathbf{w}) = \begin{cases} -h_c + 1/n, & \text{if } \mathbf{v} = \mathbf{w} = 0 \text{ or if } \mathbf{v} = \mathbf{w} = \mathbf{x}, \\ -1, & \text{if } \mathbf{v} = \mathbf{w}, |\mathbf{v}| = 1, \mathbf{v} \neq -\mathbf{e}_d, \\ & \text{or if } \mathbf{v} = \mathbf{w}, |\mathbf{v} - \mathbf{x}| = 1, \mathbf{v} \neq \mathbf{x} - \mathbf{e}_d, \\ -1 + 1/n, & \text{if } \mathbf{v} = \mathbf{w} = -\mathbf{e}_d, \text{ or if } \mathbf{v} = \mathbf{w} = \mathbf{x} - \mathbf{e}_d, \\ 1, & \text{if } \mathbf{v} = 0, |\mathbf{w}| = 1, \mathbf{w} \neq -\mathbf{e}_d, \\ & \text{or if } \mathbf{v} = \mathbf{x}, |\mathbf{w} - \mathbf{x}| = 1, \mathbf{w} \neq \mathbf{x} - \mathbf{e}_d \\ 1 - 1/n, & \text{if } \mathbf{v} = 0, \mathbf{w} = -\mathbf{e}_d, \\ & \text{or if } \mathbf{v} = \mathbf{x}, \mathbf{w} = \mathbf{x} - \mathbf{e}_d, \\ 0, & \text{otherwise.} \end{cases}$$

Following the same argument as $P_{0,L}(0)$ we can prove the next lemma. (See Fig.6.)

Lemma 4.4 For $2 \leq |\mathbf{x}| < L$,

$$P_{00,L}(0, \mathbf{x}) = \det \left(E_L + n G_L B_L^{(0,\mathbf{x})} \right).$$

4.3 Infinite-volume limit

Since the number of nonzero elements of $B_L^{(0)}$ (resp. $B_L^{(0,\mathbf{x})}$) is only $6d+1$ (resp. $2(6d+1)$), we can replace the matrix $E_L + n G_L B_L^{(0)}$ (resp. $E_L + n G_L B_L^{(0,\mathbf{x})}$) with size $(2L+1)^d$ by a matrix with size $(2d+1)$ (resp. $2(2d+1)$) without changing the value of determinant. Explicit expressions are given as follows.

Let

$$\mathbf{q}_i = \begin{cases} 0, & \text{if } i = 1, \\ \mathbf{e}_{i-1}, & \text{if } 2 \leq i \leq d+1, \\ -\mathbf{e}_{i-d-1}, & \text{if } d+2 \leq i \leq 2d+1. \end{cases}$$

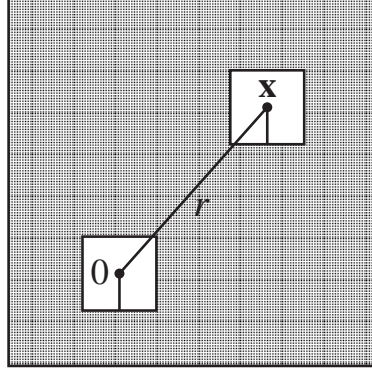


Figure 6: The matrix $\Delta_L'' \equiv \Delta_L + B_L^{(0,\mathbf{x})}$ is considered for $P_{0,L}(0, \mathbf{x})$ with $|\mathbf{x}| = r$. In the corresponding graph G_L'' the site 0 (resp. \mathbf{x}) is connected to $-\mathbf{e}_d$ (resp. $\mathbf{x} - \mathbf{e}_d$) by a single edge, but all other edges between 0 (resp. \mathbf{x}) and its nearest-neighbor sites are deleted.

Define a matrix $\mathcal{G}^{(L)}(\mathbf{x}) = (\mathcal{G}_{ij}^{(L)})_{1 \leq i, j \leq 2d+1}$ with elements

$$\mathcal{G}_{ij}^{(L)}(\mathbf{x}) = G_L(0, \mathbf{x} + \mathbf{q}_j - \mathbf{q}_i), \quad 1 \leq i, j \leq 2d+1. \quad (4.6)$$

We also define a real symmetric matrix $\mathcal{B} = (\mathcal{B}_{ij})_{1 \leq i, j \leq 2d+1}$ with elements

$$\mathcal{B}_{ij} = \begin{cases} -h_c + 1/n, & \text{if } i = j = 1, \\ -1, & \text{if } 2 \leq i = j \leq 2d, \\ -1 + 1/n, & \text{if } i = j = 2d+1, \\ 1, & \text{if } i = 1, 2 \leq j \leq 2d, \\ 1 - 1/n, & \text{if } i = 1, j = 2d+1, \\ 0, & \text{otherwise.} \end{cases}$$

Then define $2(2d+1) \times 2(2d+1)$ matrices

$$\tilde{\mathcal{G}}^{(L)}(0, \mathbf{x}) = \begin{pmatrix} \mathcal{G}^{(L)}(0) & \mathcal{G}^{(L)}(\mathbf{x}) \\ {}^t\mathcal{G}^{(L)}(\mathbf{x}) & \mathcal{G}^{(L)}(0) \end{pmatrix}, \quad \mathbf{x} \in \Lambda_L,$$

where ${}^t\mathcal{G}^{(L)}(\mathbf{x})$ is a transpose of $\mathcal{G}^{(L)}(\mathbf{x})$, and

$$\tilde{\mathcal{B}} = \begin{pmatrix} \mathcal{B} & 0 \\ 0 & \mathcal{B} \end{pmatrix}.$$

We have

$$P_{0,L}(0) = \det \left(E + n\mathcal{G}^{(L)}(0)\mathcal{B} \right) \quad (4.7)$$

and

$$P_{00,L}(0, \mathbf{x}) = \det \left(E + n\tilde{\mathcal{G}}^{(L)}(0, \mathbf{x})\tilde{\mathcal{B}} \right), \quad (4.8)$$

where E denotes the unit matrix with size $2d+1$ in (4.7) and with size $2(2d+1)$ in (4.8), respectively.

It should be remarked that the sizes of the matrices in the RHS's are independent of the lattice size L and determined only by the dimension d of lattice. The dependence of L is introduced

only through each elements of $\mathcal{G}^{(L)}(\mathbf{x})$ given by (4.6). Lemma 3.2 guarantees the existence of infinite-volume limit $L \uparrow \infty$ of these elements and we put

$$\begin{aligned}\mathcal{G}_{ij}(\mathbf{x}) &= \lim_{L \uparrow \infty} \mathcal{G}_{ij}^{(L)}(\mathbf{x}) = G(\mathbf{x} + \mathbf{q}_j - \mathbf{q}_i), \quad 1 \leq i, j \leq 2d+1, \\ \mathcal{G}(\mathbf{x}) &= (\mathcal{G}_{ij}(\mathbf{x}))_{1 \leq i, j \leq 2d+1}, \\ \tilde{\mathcal{G}}(0, \mathbf{x}) &= \lim_{L \uparrow \infty} \tilde{\mathcal{G}}^{(L)}(0, \mathbf{x}) = \begin{pmatrix} \mathcal{G}(0) & \mathcal{G}(\mathbf{x}) \\ {}^t\mathcal{G}(\mathbf{x}) & \mathcal{G}(0) \end{pmatrix},\end{aligned}$$

where $G(\mathbf{x})$ is explicitly given by (3.3). Then we have the following.

Proposition 4.5 *There exist the infinite-volume limits*

$$P_0 = \lim_{L \uparrow \infty} P_{0,L}(0), \quad P_{00}(\mathbf{x}) = \lim_{L \uparrow \infty} P_{00,L}(0, \mathbf{x}), \quad \mathbf{x} \in \mathbb{Z}^d,$$

and they are given by

$$P_0 = \det(E + n\mathcal{G}(0)\mathcal{B})$$

and

$$P_{00}(\mathbf{x}) = \det(E + n\tilde{\mathcal{G}}(0, \mathbf{x})\tilde{\mathcal{B}}), \quad \mathbf{x} \in \mathbb{Z}^d.$$

4.4 Evaluations of determinantal expressions

From the determinantal expressions of P_0 and $P_{00}(\mathbf{x})$ given in Proposition 4.5, the following explicit evaluations of these quantities are obtained.

Theorem 4.6 (i) *Define*

$$\gamma_1 = \frac{1}{2d} \prod_{i=1}^d \int_{-\pi}^{\pi} \frac{d\theta_i}{2\pi} \frac{1}{(1+a) - (1/d) \sum_{i=1}^d \cos \theta_i}$$

and

$$\gamma_2 = \frac{1}{2d} \prod_{i=1}^d \int_{-\pi}^{\pi} \frac{d\theta_i}{2\pi} \frac{e^{-2\sqrt{-1}(\theta_1 + \theta_2)}}{(1+a) - (1/d) \sum_{i=1}^d \cos \theta_i}.$$

Then, for the DASM with $d \geq 2, m, n \in \mathbb{N}$,

$$\begin{aligned}P_0 &= \frac{1 - 2da\gamma_1}{2dn} [2\{1 - d(\gamma_1 - \gamma_2)\} + (1 - 4d\gamma_1)a - 2d\gamma_1 a^2] \\ &\times [2(d-1)(\gamma_1 - \gamma_2) - (1 - 4d\gamma_1)a + 2d\gamma_1 a^2]^2 \\ &\times [\{1 - (\gamma_1 - \gamma_2)\}^2 - \{(2d(1+a)^2 - 1)\gamma_1 - (2d-1)\gamma_2 - (1+a)\}^2]^{d-2}, \quad (4.9)\end{aligned}$$

where $a = m/(2dn)$.

(ii) *Let*

$$C_{00}(\mathbf{x}) = \frac{P_{00}(\mathbf{x}) - P_0^2}{P_0^2}, \quad \mathbf{x} \in \mathbb{Z}^d. \quad (4.10)$$

Then, there exists a nonzero factor $c_2(d, a, n)$ such that for the DASM with $d \geq 2, m, n \in \mathbb{N}$

$$\lim_{r \uparrow \infty} -\frac{1}{r} \log \left[\frac{r^{d-1}}{c_2(d, a, n)} C_{00}(\mathbf{x}(r)) \right] = \frac{2}{\xi(d, a)}, \quad (4.11)$$

where $a = m/(2dn)$, $\xi(d, a)$ and $\mathbf{x}(r)$ are given by (3.7) and (3.9), respectively, and that

$$\lim_{a \downarrow 0} \frac{c_2(d, a, m/(2da))}{a^{(d+1)/2}} = \left(\frac{d}{2\pi^2} \right)^{(d-3)/2} \left[\frac{d\{1 + (d-1)\bar{\gamma}\}}{2\pi(d-1)\bar{\gamma}} \right]^2, \quad (4.12)$$

where

$$\bar{\gamma} = \frac{1}{2d} \prod_{i=1}^d \int_{-\pi}^{\pi} \frac{d\theta_i}{2\pi} \frac{1 - e^{-2\sqrt{-1}(\theta_1 + \theta_2)}}{1 - (1/d) \sum_{i=1}^d \cos \theta_i}.$$

In the following, we will explain how to prove this theorem. Let

$$M^{(1)}(r) = E + n\tilde{\mathcal{G}}(0, \mathbf{x}(r))\tilde{\mathcal{B}}, \quad r > 0, \quad \mathbf{x}(r) \in \mathbb{Z}^d,$$

where E is a unit matrix with size $2(2d+1)$. That is,

$$M^{(1)}(r) = \begin{pmatrix} m^{(1)} & \tilde{m}^{(1)}(r) \\ \hat{m}^{(1)}(r) & m^{(1)} \end{pmatrix},$$

where for $1 \leq i \leq 2d+1$

$$m_{ij}^{(1)} = \begin{cases} \mathbf{1}(i=1) + \sum_{k=1}^{2d+1} n\mathcal{G}_{ik}(0) \\ \quad - \{(1-1/n) + h_c\}n\mathcal{G}_{i1}(0) - \mathcal{G}_{i2d+1}(0), & \text{if } j=1, \\ \mathbf{1}(i=j) + n[\mathcal{G}_{i1}(0) - \mathcal{G}_{ij}(0)], & \text{if } 2 \leq j \leq 2d, \\ \mathbf{1}(i=2d+1) + (1-1/n)n[\mathcal{G}_{i1}(0) - \mathcal{G}_{i2d+1}(0)], & \text{if } j=2d+1, \end{cases}$$

$$\tilde{m}_{ij}^{(1)}(r) = n \times \begin{cases} \sum_{k=1}^{2d+1} \mathcal{G}_{ik}(\mathbf{x}(r)) \\ \quad - \{(1-1/n) + h_c\}\mathcal{G}_{i1}(\mathbf{x}(r)) - (1/n)\mathcal{G}_{i2d+1}(\mathbf{x}(r)), & \text{if } j=1, \\ \mathcal{G}_{i1}(\mathbf{x}(r)) - \mathcal{G}_{ij}(\mathbf{x}(r)), & \text{if } 2 \leq j \leq 2d, \\ (1-1/n)(\mathcal{G}_{i1}(\mathbf{x}(r)) - \mathcal{G}_{i2d+1}(\mathbf{x}(r))), & \text{if } j=2d+1, \end{cases}$$

$$\hat{m}_{ij}^{(1)}(r) = n \times \begin{cases} \sum_{k=1}^{2d+1} \mathcal{G}_{ki}(\mathbf{x}(r)) \\ \quad - \{(1-1/n) + \eta_c\}\mathcal{G}_{1i}(\mathbf{x}(r)) - (1/n)\mathcal{G}_{2d+1i}(\mathbf{x}(r)), & \text{if } j=1, \\ \mathcal{G}_{1i}(\mathbf{x}(r)) - \mathcal{G}_{ji}(\mathbf{x}(r)), & \text{if } 2 \leq j \leq 2d, \\ (1-1/n)(\mathcal{G}_{1i}(\mathbf{x}(r)) - \mathcal{G}_{2d+1i}(\mathbf{x}(r))), & \text{if } j=2d+1. \end{cases}$$

We find that

$$m_{i1}^{(1)} + \sum_{j=2}^{2d+1} m_{ij}^{(1)} = 1 - 2dan\mathcal{G}_{i1}(0),$$

$$\tilde{m}_{i1}^{(1)}(r) + \sum_{j=2}^{2d+1} \tilde{m}_{ij}^{(1)}(r) = -2dan\mathcal{G}_{i1}(\mathbf{x}(r)),$$

$$\hat{m}_{i1}^{(1)}(r) + \sum_{j=2}^{2d+1} \hat{m}_{ij}^{(1)}(r) = -2dan\mathcal{G}_{1i}(\mathbf{x}(r)), \quad 1 \leq i \leq 2d+1.$$

For $1 \leq i \leq 2d+1$, let

$$\begin{aligned} m_{ij} &= \begin{cases} 1 - 2dan\mathcal{G}_{i1}(0), & \text{if } j = 1, \\ m_{ij}^{(1)}, & \text{if } 2 \leq j \leq 2d+1, \end{cases} \\ \tilde{m}_{ij}(r) &= \begin{cases} -2dan\mathcal{G}_{i1}(\mathbf{x}(r)), & \text{if } j = 1, \\ \tilde{m}_{ij}^{(1)}(r), & \text{if } 2 \leq j \leq 2d+1, \end{cases} \\ \hat{m}_{ij}(r) &= \begin{cases} -2dan\mathcal{G}_{1i}(\mathbf{x}(r)), & \text{if } j = 1, \\ \hat{m}_{ij}^{(1)}(r), & \text{if } 2 \leq j \leq 2d+1. \end{cases} \end{aligned}$$

Then

$$\begin{aligned} P_0 &= \det m^{(1)} = \det m, \\ P_{00}(\mathbf{x}(r)) &= \det M^{(1)}(r) = \det M(r) \quad \text{with} \quad M(r) = \begin{pmatrix} m & \tilde{m}(r) \\ \hat{m}(r) & m \end{pmatrix}. \end{aligned} \quad (4.13)$$

Note that, if we introduce the the *dipole potential*

$$\phi_{(i_1, j_1), (i_2, j_2)}(\mathbf{x}(r)) = \mathcal{G}_{i_1 j_1}(\mathbf{x}(r)) - \mathcal{G}_{i_2 j_2}(\mathbf{x}(r)), \quad 1 \leq i_1, i_2, j_1, j_2 \leq 2d+1,$$

the elements of the matrix $M(r)$ are expressed as follows; for $1 \leq i \leq 2d+1$,

$$\begin{aligned} m_{ij} &= \begin{cases} 1 - 2dan\mathcal{G}_{i1}(0), & \text{if } j = 1, \\ \mathbf{1}(i=j) + n\phi_{(i,1), (i,j)}(0), & \text{if } 2 \leq j \leq 2d, \\ \mathbf{1}(i=2d+1) + (1 - 1/n)n\phi_{(i,1), (i,2d+1)}(0), & \text{if } j = 2d+1, \end{cases} \\ \tilde{m}_{ij}(r) &= n \times \begin{cases} -2da\mathcal{G}_{i1}(\mathbf{x}(r)), & \text{if } j = 1, \\ \phi_{(i,1), (i,j)}(\mathbf{x}(r)), & \text{if } 2 \leq j \leq 2d, \\ (1 - 1/n)\phi_{(i,1), (i,2d+1)}(\mathbf{x}(r)), & \text{if } j = 2d+1, \end{cases} \\ \hat{m}_{ij}(r) &= n \times \begin{cases} -2da\mathcal{G}_{1i}(\mathbf{x}(r)), & \text{if } j = 1, \\ \phi_{(1,i), (j,i)}(\mathbf{x}(r)), & \text{if } 2 \leq j \leq 2d, \\ (1 - 1/n)\phi_{(1,i), (2d+1,i)}(\mathbf{x}(r)), & \text{if } j = 2d+1. \end{cases} \end{aligned} \quad (4.14)$$

Now we study the asymptotics of $P_{00}(r)$ in $r \uparrow \infty$. Theorem 3.3 and its proof given in Section 3 implies that with any finite c_i 's,

$$G\left(\mathbf{x}(r) + \sum_{i=1}^d c_i \mathbf{e}_i\right) = \bar{G}(r) \exp\left(-\lambda(a) \sum_{i=1}^d c_i\right) \times (1 + \mathcal{O}(1/r)), \quad \text{as } r \uparrow \infty$$

with (3.6), (3.7), (3.11), and (3.12). Then we see

$$\begin{aligned} \tilde{m}(r) &= n\bar{G}(r)n(r, \lambda)(1 + \mathcal{O}(1/r)), \\ \hat{m}(r) &= n\bar{G}(r)n(r, -\lambda)(1 + \mathcal{O}(1/r)), \quad \text{as } r \uparrow \infty, \end{aligned}$$

where $n(r, \lambda) = (n_{ij}(r, \lambda))_{1 \leq i, j \leq 2d+1}$ with elements,

$$n_{ij}(r, \lambda) = \begin{cases} -2da, & \text{if } i = j = 1, \\ (1 - e^{-\lambda}), & \text{if } i = 1, 2 \leq j \leq d+1, \\ (1 - e^\lambda), & \text{if } i = 1, d+2 \leq j \leq 2d, \\ (1 - 1/n)(1 - e^\lambda), & \text{if } i = 1, j = 2d+1, \\ -2dae^\lambda, & \text{if } 2 \leq i \leq d+1, j = 1, \\ -2dae^{-\lambda}, & \text{if } d+2 \leq i \leq 2d+1, j = 1, \\ e^\lambda(1 - e^{-\lambda}), & \text{if } 2 \leq i, j \leq d+1, \\ e^\lambda(1 - e^\lambda), & \text{if } 2 \leq i \leq d+1, d+2 \leq j \leq 2d, \\ (1 - 1/n)e^\lambda(1 - e^\lambda), & \text{if } 2 \leq i \leq d+1, j = 2d+1, \\ e^{-\lambda}(1 - e^{-\lambda}), & \text{if } d+2 \leq i \leq 2d+1, 2 \leq j \leq d+1, \\ e^{-\lambda}(1 - e^\lambda), & \text{if } d+2 \leq i, j \leq 2d, \\ (1 - 1/n)e^{-\lambda}(1 - e^\lambda), & \text{if } d+2 \leq i \leq 2d+1, j = 2d+1. \end{cases}$$

We obtain a matrix $M'(r)$ from $M(r)$ by subtracting (the first row) $\times e^\lambda$ from the i -th row with $2 \leq i \leq d+1$, (the first row) $\times e^{-\lambda}$ from the i -th row with $d+2 \leq i \leq 2d+1$, (the $(2d+2)$ -th row) $\times e^{-\lambda}$ from the i -th row with $2d+3 \leq i \leq 3d+2$, and (the $(2d+2)$ -th row) $\times e^\lambda$ from the i -th row with $3d+3 \leq i \leq 2(2d+1)$. We have

$$M'(r) = \begin{pmatrix} m'(\lambda) & \tilde{m}'(r, \lambda) \\ \tilde{m}'(r, -\lambda) & m'(-\lambda) \end{pmatrix}$$

with

$$m'_{ij}(\lambda) = \begin{cases} 1 - 2dan\mathcal{G}_{11}(0), & \text{if } i = j = 1, \\ n\phi_{(1,1),(1,j)}(0), & \text{if } i = 1, 2 \leq j \leq 2d, \\ (1 - 1/n)n\phi_{(1,1),(1,2d+1)}(0), & \text{if } i = 1, j = 2d+1, \\ (1 - e^\lambda) - 2dan(\mathcal{G}_{i1}(0) - e^\lambda\mathcal{G}_{11}(0)), & \text{if } 2 \leq i \leq d+1, j = 1, \\ (1 - e^{-\lambda}) - 2dan(\mathcal{G}_{i1}(0) - e^{-\lambda}\mathcal{G}_{11}(0)), & \text{if } d+2 \leq i \leq 2d+1, j = 1, \\ \mathbf{1}(i = j) + n[\phi_{(i,1),(i,j)}(0) - e^\lambda\phi_{(1,1),(1,j)}(0)], & \text{if } 2 \leq i \leq d+1, 2 \leq j \leq 2d, \\ \mathbf{1}(i = j) + n[\phi_{(i,1),(i,j)}(0) - e^{-\lambda}\phi_{(1,1),(1,j)}(0)], & \text{if } d+2 \leq i \leq 2d+1, 2 \leq j \leq 2d, \\ (1 - 1/n) & \\ \quad \times n[\phi_{(i,1),(i,2d+1)}(0) - e^\lambda\phi_{(1,1),(1,2d+1)}(0)], & \text{if } 2 \leq i \leq d+1, j = 2d+1, \\ \mathbf{1}(i = 2d+1) + (1 - 1/n) & \\ \quad \times n[\phi_{(i,1),(i,2d+1)}(0) - e^{-\lambda}\phi_{(1,1),(1,2d+1)}(0)], & \text{if } d+2 \leq i \leq 2d+1, j = 2d+1, \end{cases} \quad (4.15)$$

and with

$$\tilde{m}'_{ij}(r, \lambda) = n\bar{G}(r) \times \begin{cases} -2da(1 + \mathcal{O}(1/r)), & \text{if } i = j = 1, \\ (1 - e^{-\lambda})(1 + \mathcal{O}(1/r)), & \text{if } i = 1, 2 \leq j \leq d+1, \\ (1 - e^\lambda)(1 + \mathcal{O}(1/r)), & \text{if } i = 1, d+2 \leq j \leq 2d, \\ (1 - 1/n)(1 - e^\lambda)(1 + \mathcal{O}(1/r)), & \text{if } i = 1, j = 2d+1, \\ \mathcal{O}(1/r), & \text{otherwise,} \end{cases} \quad (4.16)$$

so that

$$P_0 0(\mathbf{x}(r)) = \det M(r) = \det M'(r), \quad r > 0, \quad \mathbf{x}(r) \in \mathbb{Z}^d.$$

Now we expand $\det M'(r)$ along the first and the $(2d+2)$ -th rows. Let $|M'(j, k)|$ be the determinant of $M'(r)$ with the first and the $(2d+2)$ -th rows and the j -th and the k -th columns removed and multiplied by $-(-1)^{1+j} \times (-1)^{2d+2+k} = (-1)^{j+k}$. Then we have

$$\det M'(r) = \sum_{j=1}^{2(2d+1)} \sum_{k=1, k \neq j}^{2(2d+1)} M'(r)_{1j} M'(r)_{2d+2,k} |M'(j, k)|.$$

Remark that, by (4.15) and (4.16),

$$|M'(j, k)| = \mathcal{O}(1/r), \quad \text{as } r \rightarrow \infty,$$

if $1 \leq j, k \leq 2d+1$ or $2d+2 \leq j, k \leq 2(2d+1)$, and

$$|M'(j, k)| = |m'^{(j)}(\lambda)| \times |m'^{(k)}(\lambda)| \times (1 + \mathcal{O}(1/r)), \quad \text{as } r \rightarrow \infty,$$

if $1 \leq j \leq 2d+1 < k \leq 2(2d+1)$ or $1 \leq k \leq 2d+1 < j \leq 2(2d+1)$, where $|m'^{(j)}(\lambda)|$ is the $(1, j)$ -cofactor of $m'(\lambda)$. Then

$$\begin{aligned} \det M'(r) &= \left(\sum_{j=1}^{2d+1} m'_{1j}(\lambda) |m'^{(j)}(\lambda)| \right) \left(\sum_{j=1}^{2d+1} m'_{1j}(-\lambda) |m'^{(j)}(-\lambda)| \right) \\ &\quad + \left(\sum_{j=1}^{2d+1} \tilde{m}'_{1j}(r, \lambda) |m'^{(j)}(-\lambda)| \right) \left(\sum_{j=1}^{2d+1} \tilde{m}'_{1j}(r, -\lambda) |m'^{(j)}(-\lambda)| \right) \\ &= \det m'(\lambda) \times \det m'(-\lambda) + \det \bar{m}(\lambda) \times \det \bar{m}(-\lambda) \times (n\bar{G}(r))^2 (1 + \mathcal{O}(1/r)), \end{aligned} \quad (4.17)$$

where $\bar{m}(\lambda) = (\bar{m}_{ij}(\lambda))_{1 \leq i, j \leq 2d+1}$ with elements

$$\bar{m}_{ij}(\lambda) = \begin{cases} -2da, & \text{if } i = j = 1, \\ 1 - e^\lambda, & \text{if } i = 1, 2 \leq j \leq d+1, \\ 1 - e^{-\lambda}, & \text{if } i = 1, d+2 \leq j \leq 2d, \\ (1 - 1/n)(1 - e^{-\lambda}), & \text{if } i = 1, j = 2d+1, \\ m'_{ij}(\lambda), & \text{otherwise.} \end{cases}$$

We find that

$$\det m'(\lambda) = \det m'(-\lambda) = \det m. \quad (4.18)$$

The determinantal expressions (4.13) with (3.12), (4.17), and (4.18) give

$$\begin{aligned} \lim_{r \uparrow \infty} P_{00}(\mathbf{x}(r)) &= \lim_{r \uparrow \infty} \{(\det m)^2 + \det \bar{m}(\lambda) \det \bar{m}(-\lambda) (n\bar{G}(r))^2\} \\ &= (\det m)^2 = P_0^2. \end{aligned}$$

Here we set

$$\det \bar{m}(\lambda) = a \det m^*(\lambda),$$

with a matrix $m^*(\lambda) = (m_{ij}^*(\lambda))_{1 \leq i, j \leq 2d+1}$ with elements

$$m_{ij}^*(\lambda) = \begin{cases} -2d, & \text{if } i = j = 1, \\ (1 - e^\lambda)/a^{1/2}, & \text{if } i = 1, 2 \leq j \leq d+1, \\ (1 - e^{-\lambda})/a^{1/2}, & \text{if } i = 1, d+2 \leq j \leq 2d, \\ (1 - 1/n)(1 - e^{-\lambda})/a^{1/2}, & \text{if } i = 1, j = 2d+1, \\ (1 - e^\lambda)/a^{1/2} \\ \quad - 2da^{1/2}n(\mathcal{G}_{i1}(0) - e^\lambda \mathcal{G}_{11}(0)), & \text{if } 2 \leq i \leq d+1, j = 1, \\ (1 - e^{-\lambda})/a^{1/2} \\ \quad - 2da^{1/2}n(\mathcal{G}_{i1}(0) - e^{-\lambda} \mathcal{G}_{11}(0)), & \text{if } d+2 \leq i \leq 2d+1, j = 1, \\ \mathbf{1}(i = j) + n[\phi_{(i,1),(i,j)}(0) - e^\lambda \phi_{(1,1),(1,j)}(0)], & \text{if } 2 \leq i \leq d+1, 2 \leq j \leq 2d, \\ \mathbf{1}(i = j) + n[\phi_{(i,1),(i,j)}(0) - e^{-\lambda} \phi_{(1,1),(1,j)}(0)], & \text{if } d+2 \leq i \leq 2d+1, 2 \leq j \leq 2d, \\ (1 - 1/n) \\ \quad \times n[\phi_{(i,1),(i,2d+1)}(0) - e^\lambda \phi_{(1,1),(1,2d+1)}(0)], & \text{if } 2 \leq i \leq d+1, j = 2d+1, \\ \mathbf{1}(i = 2d+1) + (1 - 1/n), \\ \quad \times n[\phi_{(i,1),(i,2d+1)}(0) - e^{-\lambda} \phi_{(1,1),(1,2d+1)}(0)], & \text{if } d+2 \leq i \leq 2d+1, j = 2d+1. \end{cases} \quad (4.19)$$

By the definition (4.10), we see

$$C_{00}(\mathbf{x}(r)) = a^2 \frac{\det m^*(\lambda) \det m^*(-\lambda)}{(\det m)^2} (n\bar{G}(r))^2 \times (1 + \mathcal{O}(1/r)), \quad \text{as } r \uparrow \infty.$$

Since $\bar{G}(r)$ is given by (3.12), (4.11) of Theorem 4.6 (ii) is proved with

$$c_2(d, a, n) = (ac_1(d, a))^2 \frac{\det m^*(\lambda) \times \det m^*(-\lambda)}{(\det m)^2}.$$

Now the problem is reduced to the calculation of $\det m$ and $\det m^*(\lambda)$. Consider a matrix $R = (R_{ij})_{1 \leq i, j \leq N}$ with elements

$$R_{ij} = \begin{cases} u, & \text{if } i = j = 1, \\ b, & \text{if } i = 1, 2 \leq j \leq d+1, \\ c, & \text{if } i = 1, d+2 \leq j \leq 2d, \\ (1 - 1/n)c, & \text{if } i = 1, j = 2d+1, \\ q, & \text{if } 2 \leq i \leq d+1, j = 1, \\ e, & \text{if } d+2 \leq i \leq 2d+1, j = 1, \\ f, & \text{if } 2 \leq i \leq d+1, 2 \leq j \leq 2d, j \neq i, j \neq i+d, \\ 1+v, & \text{if } 2 \leq i = j \leq d+1, \\ h, & \text{if } 2 \leq i \leq d, j = i+d, \\ (1 - 1/n)f, & \text{if } 2 \leq i \leq d, j = 2d+1, \\ (1 - 1/n)h, & \text{if } i = d+1, j = 2d+1, \\ s, & \text{if } d+2 \leq i \leq 2d+1, 2 \leq j \leq 2d, j \neq i, j \neq i-d, \\ t, & \text{if } d+2 \leq i \leq 2d+1, j = i-d, \\ 1+k, & \text{if } d+2 \leq i = j \leq 2d, \\ (1 - 1/n)s, & \text{if } d+2 \leq i \leq 2d, j = 2d+1, \\ 1 + (1 - 1/n)k, & \text{if } i = j = 2d+1. \end{cases} \quad (4.20)$$

We perform the following procedure on R .

- (i) Subtract (the first row) $\times q/u$ from the i -th row with $2 \leq i \leq d+1$.
- (ii) Subtract (the first row) $\times e/u$ from the i -th row with $d+2 \leq i \leq 2d+1$.
- (iii) Subtract the second row from the i -th row with $3 \leq i \leq d+1$.
- (iv) Subtract the $(d+2)$ -th row from the i -th row with $d+3 \leq i \leq 2d+1$.
- (v) Add the j -th column to the second column with $3 \leq j \leq d+1$.
- (vi) Add the j -th column to the $(d+2)$ -th column with $d+3 \leq j \leq 2d$.
- (vii) Add (the $(2d+1)$ -th column) $\times 1/(1-1/n)$ to the $(d+2)$ -th column.
- (viii) Subtract (the $(d+j)$ -th column) $\times (t-s)/(1+k-s)$ from the j -th column with $3 \leq j \leq d$.

After these procedures, by changing the orders of rows and columns appropriately, we obtain the following identity.

$$\det R = u \times \left[1 + v - f - \frac{t-s}{1+k-s}(h-f) \right]^{d-2} \times (1+k-s)^{d-2} \times \det S, \quad (4.21)$$

where $S = (S_{ij})_{1 \leq i, j \leq 4}$ with elements

$$\begin{aligned} S_{11} &= 1 + v + (d-1)f - dbq/u, & S_{12} &= h + (d-1)f - dcq/u, \\ S_{13} &= (1-1/n)(f - cq/u), & S_{14} &= f - bq/u, \\ S_{21} &= t + (d-1)s - dbe/u, & S_{22} &= 1 + k + (d-1)s - dce/u, \\ S_{23} &= (1-1/n)(s - ce/u), & S_{24} &= s - be/u, \\ S_{31} &= 0, & S_{32} &= 1/(n-1), \\ S_{33} &= 1 + (1-1/n)(k-s), & S_{34} &= t-s, \\ S_{41} &= 0, & S_{42} &= 0, \\ S_{43} &= (1-1/n)(h-f), & S_{44} &= 1 + v - f. \end{aligned}$$

Define

$$g_0 = nG(0), \quad g_1 = nG(\mathbf{e}_1), \quad g_2 = nG(2\mathbf{e}_1), \quad g_3 = nG(\mathbf{e}_1 + \mathbf{e}_2),$$

where $G(\mathbf{x})$ is given by (3.3) and $\mathbf{e}_1, \mathbf{e}_2$ are the unit vectors in the first and second directions in \mathbb{Z}^d . Since the system is isotropic, we can find that the matrix m defined by (4.14) is in the form (4.20) with

$$\begin{aligned} u &= 1 - 2dag_0, & b &= c = g_0 - g_1, \\ q &= e = 1 - 2dag_1, & f &= s = g_1 - g_3, \\ v &= k = g_1 - g_0, & h &= t = g_1 - g_2. \end{aligned} \quad (4.22)$$

By Lemma 3.2 and the isotropy of the system gives

$$\begin{aligned} 2d(1+a)g_0 - 2dg_1 &= 1, \\ 2d(1+a)g_1 - (g_0 + g_2 + 2(d-1)g_3) &= 0, \end{aligned}$$

which are written as

$$\begin{aligned} g_1 &= (1+a)g_0 - \frac{1}{2d}, \\ g_2 &= [2d(1+a)^2 - 1]g_0 - 2(d-1)g_3 - (1+a). \end{aligned} \quad (4.23)$$

The formula (4.21) with (4.22) and (4.23) gives

$$\begin{aligned}
P_0 = \det m &= \frac{1 - 2dago}{2dn} [2\{1 - d(g_0 - g_3)\} + (1 - 4dg_0)a - 2dg_0a] \\
&\times [2(d - 1)(g_0 - g_3) - (1 - 4dg_0)a + 2dg_0a^2]^2 \\
&\times [\{1 - (g_0 - g_3)\}^2 - (g_2 - g_3)^2]^{d-2}.
\end{aligned} \tag{4.24}$$

It proves (4.9) of Theorem 4.6 (i).

It should be noted that, if we put $n = 1$ and take $a \downarrow 0$ limit in (4.24), we have the formula

$$P_0 = \frac{4(d-1)^2}{d} (1 - d\bar{g}_{03})\bar{g}_{03}^2 [(1 - \bar{g}_{03})^2 - \bar{g}_{23}^2]^{d-2},$$

where

$$\bar{g}_{03} = \lim_{a \downarrow 0} (g_0 - g_3), \quad \bar{g}_{23} = \lim_{a \downarrow 0} (g_2 - g_3).$$

In particular, $\bar{g}_{03} = 1/\pi$ and $\bar{g}_{23} = 1 - 1/\pi$ for $d = 2$ [27], and thus we have

$$P_0 = \frac{2}{\pi^2} \left(1 - \frac{2}{\pi}\right), \quad d = 2.$$

This coincides with the value of P_0 obtained by Majumdar and Dhar [19] for the two-dimensional BTW model.

We can also find that the matrix $m^*(\lambda)$ defined by (4.19) is in the form (4.20) with

$$\begin{aligned}
u &= -2d, & b &= (1 - e^\lambda)/a^{1/2}, \\
c &= (1 - e^{-\lambda})/a^{1/2}, & q &= (1 - e^\lambda)/a^{1/2} - 2da^{1/2}(g_1 - e^\lambda g_0), \\
e &= (1 - e^{-\lambda})/a^{1/2} - 2da^{1/2}(g_1 - e^{-\lambda} g_0), & f &= (g_1 - g_3) - e^\lambda(g_0 - g_1), \\
s &= (g_1 - g_3) - e^{-\lambda}(g_0 - g_1), & v &= (g_1 - g_0) - e^\lambda(g_0 - g_1), \\
k &= (g_1 - g_0) - e^{-\lambda}(g_0 - g_1), & h &= (g_1 - g_2) - e^\lambda(g_0 - g_1), \\
t &= (g_1 - g_2) - e^{-\lambda}(g_0 - g_1).
\end{aligned}$$

The formula (4.21) gives

$$\det m^*(\lambda) = -2d [\{1 - (g_0 - g_3)\}^2 - (g_2 - g_3)^2]^{d-2} \times \det S,$$

where

$$\det S = b_1(d, a, \lambda) + b_2(d, a, \lambda) \frac{1}{n}.$$

with some functions b_1 and b_2 of d, a, λ . Since (3.11) gives

$$e^{\lambda(a)} = 1 + a + \sqrt{a(a+2)} = 1 + \sqrt{2}a^{1/2} + \mathcal{O}(a), \quad \text{as } a \downarrow 0,$$

we found that

$$\begin{aligned}
b_1(d, a, \lambda) &= \mathcal{O}(a^2), \\
b_2(d, a, \lambda) &= \frac{4(d-1)}{d} (g_0 - g_3) \{1 - d(g_0 - g_3)\} \{1 + (d-1)(g_0 - g_3)\} + \mathcal{O}(a^{1/2}), \text{ as } a \downarrow 0.
\end{aligned}$$

Thus we obtain

$$\lim_{a \downarrow 0} \frac{\det m^*(\lambda) \det m^*(-\lambda)}{(\det m)^2} = \left[\frac{2d\{1 + (d-1)\bar{g}_{03}\}}{(d-1)\bar{g}_{03}} \right]^2.$$

Since $\lim_{a \downarrow 0} c_1(d, a)/a^{(d-3)/4} = (d/(2\pi^2))^{(d-3)/4}/(4\pi)$, (4.12) of Theorem 4.6 is proved.

5 Discussions

5.1 Critical exponent ν_a

The results (3.8) of Theorem 3.3 and (4.11) of Theorem 4.6 mean that both of $G(\mathbf{x}(r))$ and $C_{00}(\mathbf{x}(r))$ decay exponentially as increasing r with a correlation length $\xi(d, a)$. Since $\xi(d, a) < \infty$ for any $a > 0$, the stationary state of the DASM is non-critical [28]. Moreover the theorems imply that, if we make the parameter n be large with a fixed m , then the value of $a = m/(2dn)$ can be small and

$$nG(\mathbf{x}(r)) \simeq c_1(d)a^{(d-3)/4} \frac{e^{-r/\xi(d,a)}}{r^{(d-1)/2}}, \quad (5.1)$$

$$C_{00}(\mathbf{x}(r)) \simeq c_2(d)a^{(d+1)/2} \frac{e^{-2r/\xi(d,a)}}{r^{d-1}}, \quad \text{as } r \uparrow \infty, \quad (5.2)$$

where $c_1(d) = (d/(2\pi^2))^{(d-3)/4}/(4\pi)$ and $c_2(d)$ is given by (4.12).

Consider a series of DASMs with increasing n with a fixed m . Then we will have an increasing series of correlation lengths $\{\xi(d, a)\}$ and we will see the asymptotic divergence,

$$\xi(d, a) \simeq \frac{1}{\sqrt{2d}} a^{-\nu_a} \quad \text{as } a \rightarrow 0 \quad (5.3)$$

with

$$\nu_a = \frac{1}{2} \quad \text{for all } d \geq 2. \quad (5.4)$$

We notice that, if we identify a with a reduced temperature

$$t = \frac{|T - T_c|}{T_c} \quad (5.5)$$

around a critical temperature T_c in the equilibrium spin system, (5.1) with (5.3) and (5.4) is exactly in the Ornstein-Zernike form of correlations in the mean-field theory of equilibrium phase transitions (see, for instance, Eq.(61) in Section 3.1 of [14]). This implies that we can regard (5.3) as a critical phenomenon with a parameter a approaching to its critical value $a_c = 0$ and we can say that the associated *critical exponent* ν_a is exactly determined as (5.4). Vanderzande and Daerden discussed the exponent ν_a for the DASM on more general lattices [29].

This exponent may be identified with the critical exponent $\nu = 1/2$ obtained by Vespignani and Zapperi by the generalized mean-field theory [30]. They claimed that they made only use of conservation laws to evaluate $\nu = 1/2$ and thus at least on this result their mean-field theory is exact for any $d \geq 2$. The present work justifies their conjecture. We can conclude that with respect to the avalanche propagators and height-(0,0) correlation functions the upper critical dimension of the ASM is two. This result does not contradict to the result by Priezzhev [24], since he studied the intersection phenomena of avalanches and for them the upper critical dimension is four.

The results (5.1) and (5.2) suggest that there exists a scaling limit such that

$$\begin{aligned} \lim_{\substack{r \uparrow \infty, a \downarrow 0: \\ a^{1/2}r = \kappa/\sqrt{2d}}} r^{d-2} nG(\mathbf{x}(r)) &= \mathcal{F}_G(\kappa), \\ \lim_{\substack{r \uparrow \infty, a \downarrow 0: \\ a^{1/2}r = \kappa/\sqrt{2d}}} r^{2d} C_{00}(\mathbf{x}(r)) &= \mathcal{F}_C(\kappa), \quad 0 < \kappa < \infty \end{aligned}$$

with

$$\begin{aligned}\mathcal{F}_G(\kappa) &= 2^{-(d+1)/2} \pi^{-(d-1)/2} \kappa^{(d-3)/2} e^{-\kappa}, \\ \mathcal{F}_C(\kappa) &= 2^{-(d+1)} \pi^{-(d-1)} \left[\frac{1 + (d-1)\bar{\gamma}}{(d-1)\bar{\gamma}} \right]^2 \kappa^{d+1} e^{-\kappa},\end{aligned}$$

This observation is consistent with the statement

$$G(\mathbf{x}(r)) \sim r^{-(d-2)}, \quad \text{as } r \uparrow \infty \quad (5.6)$$

and (4.3) claimed by Majumdar and Dhar [19] for the self-organized criticality realized in the d -dimensional BTW model with $d \geq 2$. (Note that for the two-dimensional BTW model, $G(\mathbf{x}(r)) - G(0) \simeq -(1/2\pi) \log r$, as $r \uparrow \infty$.)

5.2 The $q \rightarrow 0$ limit of the Potts model

Majumdar and Dhar [20] discussed the relationship between the ASM and the $q \downarrow 0$ limit of the q -state Potts model. For $q \in \{2, 3, \dots\}$, the q -state Potts model on the lattice $G_L = (G_L^{(v)}, G_L^{(e)})$ given by Definition 2.8 is defined as follows. At each vertex $\mathbf{v} \in G_L^{(v)} = \Lambda_L \cup \{\mathbf{r}\}$, put a spin variable $s(\mathbf{x}) \in \{1, 2, \dots, q\}$. The Hamiltonian for the configuration $s = \{s(\mathbf{v})\}_{\mathbf{v} \in G_L^{(v)}}$ is given by

$$\mathcal{H}(s) = - \sum_{e=\{\mathbf{v}, \mathbf{w}\} \in G_L^{(e)}} \mathbf{1}(s(\mathbf{v}) = s(\mathbf{w})).$$

The partition function of the Potts model in the Gibbs ensemble with a temperature $T > 0$ is defined by

$$\begin{aligned}Z(q, T) &= \sum_{s \in \{1, 2, \dots, q\}^{G_L^{(v)}}} e^{-\mathcal{H}(s)/T} \\ &= \sum_{s \in \{1, 2, \dots, q\}^{G_L^{(v)}}} \prod_{e=\{\mathbf{v}, \mathbf{w}\} \in G_L^{(e)}} \left[1 + \chi \mathbf{1}(s(\mathbf{v}) = s(\mathbf{w})) \right]\end{aligned} \quad (5.7)$$

with $\chi = e^{1/T} - 1$. We consider a subset of $G_L^{(e)}$ denoted by $E \subset G_L^{(e)}$. Each connected component in E is called a cluster. Let $c(E)$ be the number of disconnected clusters of E ; $E = \bigcup_{i=1}^{c(E)} E_i$, where $E_i \cap E_j = \emptyset, i \neq j$. If a vertex $\mathbf{v} \in G_L^{(v)}$ is not connected by any edge in E , we write $\mathbf{v} \notin E$. By performing binomial expansions and taking the summation over spin configurations in (5.7), we obtain the Fortuin-Kasteleyn representation of partition function,

$$Z(q, T) = \sum_{E \subset G_L^{(e)}} q^{|\{\mathbf{v} \in G_L^{(v)} : \mathbf{v} \notin E\}|} q^{c(E)} \chi^{|E|}, \quad (5.8)$$

where $|E|$ denotes the number of edges in E . Note that we can regard (5.8) as a function of $q \in \mathbb{R}$ and $T > 0$. We consider the asymptotics of (5.8) in the limit $q \downarrow 0$. The dominant terms in this limit should be with E such that $c(E) = 1$ and $\{\mathbf{v} \in G_L^{(v)} : \mathbf{v} \notin E\} = \emptyset \iff E$ contains all vertices in $G_L^{(v)} \iff E$ is a spanning subgraph of G_L . If we further take the high-temperature limit $T \uparrow \infty$

$\iff \chi \downarrow 0$, we have only spanning subgraphs with a minimal number of edges, which are just the spanning trees. Then we have

$$\lim_{T \uparrow \infty} \lim_{q \downarrow 0} T^{(2L+1)^d} q^{-1} Z(q, T) = |\mathcal{T}_L|,$$

where \mathcal{T}_L is the collection of all spanning trees on G_L . As shown in Section 2.4, there establishes a bijection between \mathcal{T}_L and \mathcal{A}_L (Lemma 2.11) and $\mathcal{A}_L = \mathcal{R}_L$ (Proposition 2.12). (The relation between the $q \downarrow 0$ limit of the q -state Potts model with finite temperatures and the ASM is discussed in Section 7.2 in [7].) The two-dimensional q -state Potts model shows a continuous phase transition associated with *critical phenomena* at a finite temperature $0 < T_c < \infty$ without external magnetic field $B = 0$, when $q = 2, 3$ and 4 [31].

Usual critical phenomena of spin models are specified by the behavior of two-point correlation functions for the energy density $G_\epsilon(r, t, b, L)$ and for the order-parameter density $G_\sigma(r, t, b, L)$. Here r denotes the distance of two points, t the reduced temperature (5.5), b the reduced external field

$$b = \frac{|B|}{T_c},$$

and L the size of the lattice on which the model is defined. It is conjectured in the scaling theory that, if L is sufficiently large and we observe the system in the very vicinity of the critical point; $t \ll 1, b \ll 1$, the correlation functions behave as

$$\begin{aligned} G_\epsilon(r, t, b, L) &= L^{2x_\epsilon} \mathcal{F}_\epsilon\left(\frac{r}{L}, tL^{y_t}, bL^{y_b}\right), \\ G_\sigma(r, t, b, L) &= L^{2x_\sigma} \mathcal{F}_\sigma\left(\frac{r}{L}, tL^{y_t}, bL^{y_b}\right), \end{aligned} \quad (5.9)$$

with the scaling exponents $x_\epsilon, x_\sigma, y_\epsilon, y_\sigma$, and the scaling functions $\mathcal{F}_\epsilon, \mathcal{F}_\sigma$. If the system is of d -dimensional, the hyperscaling relations $x_\epsilon + y_t = d, x_\sigma + y_b = d$ hold (see, for instance, [13, 14]). From the scaling forms (5.9), we expect the power-law behavior of correlation functions at the critical point ($t = b = 0, L \uparrow \infty$) such that

$$G_\epsilon(r) \sim r^{-2x_\epsilon}, \quad G_\sigma(t) \sim r^{-2x_\sigma}, \quad \text{as } r \uparrow \infty,$$

and in the off-critical regions with $L \uparrow \infty$, the correlation length $\xi = \xi(t, b)$ behaves as

$$\begin{aligned} \xi(t, 0) &\sim t^{-\nu_t} \quad \text{with} \quad \nu_t = \frac{1}{y_t}, \\ \xi(0, b) &\sim b^{-\nu_b} \quad \text{with} \quad \nu_b = \frac{1}{y_b}, \quad \text{as } t \downarrow 0, b \downarrow 0. \end{aligned}$$

For the two-dimensional q -state Potts model, the critical exponents are determined as functions of q through the parameter

$$u = u(q) = \frac{2}{\pi} \cos^{-1} \left(\frac{\sqrt{q}}{2} \right)$$

as [31]

$$\begin{aligned} x_\epsilon &= \frac{1+u}{2-u}, & y_t &= 2-x_\epsilon = \frac{3(1-u)}{2-u}, \\ x_\sigma &= \frac{1-u^2}{4(2-u)}, & y_b &= 2-x_\sigma = \frac{3(1-u)(5-u)}{4(2-u)}. \end{aligned}$$

They give the limits

$$x_\epsilon \rightarrow 2, \quad y_t \rightarrow 0, \quad x_\sigma \rightarrow 0, \quad y_b \rightarrow 2, \quad \text{as } q \downarrow 0 \iff u \uparrow 1.$$

Majumdar and Dhar [20] noted by their results (4.3) and (5.6) for the BTW models that the avalanche propagator $G(\mathbf{x}(r))$ and the height-(0,0) correlation function $C_{00}(\mathbf{x}(r))$ in ASM play the roles of the order-parameter density correlation function $G_\sigma(r)$ and the energy density correlation function $G_\epsilon(r)$ in the critical phenomena, respectively. In particular, in the two-dimensional case, the power-law exponents are respectively given as

$$2x_\sigma \Big|_{q \downarrow 0} = 0 = d - 2 \Big|_{d=2}, \quad 2x_\epsilon \Big|_{q \downarrow 0} = 4 = 2d \Big|_{d=2}.$$

Our interpretation of the present result (5.4) is that introduction of dissipation to the ASM may correspond to imposing an external magnetic field B to the Potts models and hence $\nu_a = 1/2$ is identified with

$$\nu_b \Big|_{q \downarrow 0} = \frac{1}{y_b} \Big|_{q \downarrow 0} = \frac{1}{2}.$$

We remark that the critical exponents for the specific heat α , for the order parameter β , and for the magnetic-field susceptibility γ of the

$$\alpha = \frac{2(1-2u)}{3(1-u)} \rightarrow -\infty, \quad \beta = \frac{1+u}{12} \rightarrow \frac{1}{6}, \quad \gamma = \frac{7-4u+u^2}{6(1-u)} \rightarrow \infty, \quad \text{as } q \downarrow 0 \iff u \uparrow 1.$$

We suspect some interpretation of the value $\beta|_{q \downarrow 0} = 1/6$ in the DASM.

5.3 Recent topics on height correlations

In Section 4 the one-point and the two-point correlations of height-0 sites were calculated for the DASM with general $d \geq 2$. In the two-dimensional case, the three-point and the four-point correlations were also calculated for height-0 sites and general property of ‘the height-0 field of ASMs’ have been extensively studied from the view point of a $c = -2$ conformal field theory [18, 8].

For the two-dimensional BTW model, in which the values of stable height of sandpile are $h = 0, 1, 2$, and 3, the height correlations have been calculated also for $h \geq 1$. Priezzhev determined P_α for $\alpha \in \{0, 1, 2, 3\}$, where the results with $\alpha \geq 1$ are expressed using multivariate integrals of determinantal integrands [23]. Poghosyan et al. [22] claimed that the height-0 state is the only one showing pure power-law-correlations and that general form of height correlations for $h \geq 1$ contains logarithmic functions. They showed that for $\alpha \geq 1$

$$C_{0\alpha}(\mathbf{x}(r)) = \frac{P_{0\alpha}(\mathbf{x}(r)) - P_0 P_\alpha}{P_0 P_\alpha} \simeq \frac{1}{r^4} (c_1 \log r + c_2), \quad \text{as } r \uparrow \infty$$

with some constants c_1, c_2 . Moreover, they predicted that $C_{\alpha\beta}(\mathbf{x}(r)) \sim \log^2 r / r^4$ if $\alpha \geq 1$ and $\beta \geq 1$. These results are discussed with the logarithmic conformal field theory. See also [11]. We will see a lot of interesting open problems concerning height correlations for the BTW models and the DASMs in higher dimensions.

Acknowledgements This manuscript was prepared for the workshop “Probabilistic models with determinantal structure”, (April 30th and May 1st, 2015) held at the Faculty of Mathematics

– Institute of Mathematics for Industry, Ito Campus, Kyushu University. The present author would like to thank T. Shirai for the invitation and for his hospitality. He thanks T. Shirai, E. Verbitskiy, and T. Hara for useful discussions in the workshop. This work is supported in part by the Grant-in-Aid for Scientific Research (C) (No.26400405) of Japan Society for the Promotion of Science.

References

- [1] Andrews, G. E., Askey, R., Roy, R.: *Special Functions*. Cambridge: Cambridge University Press, 1999
- [2] Bak, P., Tang, C., Wiesenfeld, K.: Self-organized criticality: an explanation of $1/f$ noise. *Phys. Rev. Lett.* **59**, 381-384 (1987)
- [3] Bak, P., Tang, C., Wiesenfeld, K.: Self-organized criticality. *Phys. Rev. A* **38**, 364-374 (1988)
- [4] Biggs, N.: *Algebraic Graph Theory*, second edition. Cambridge: Cambridge Univ. Press, 1993
- [5] Brankov, J. G., Ivashkevich, E. V., Priezzhev, V. B.: Boundary effects in a two-dimensional Abelian sandpile. *J. Phys. I France* **3**, 1729-1740 (1993)
- [6] Dhar, D.: Self-organized critical state of sandpile automaton models. *Phys. Rev. Lett.* **64**, 1613-1616 (1990)
- [7] Dhar, D.: Theoretical studies of self-organized criticality. *Physica A* **369**, 29-70 (2006)
- [8] Dürre M.: Conformal covariance of the Abelian sandpile height one field. *Stochastic Process. Appl.* **119**, 2725-2743 (2009)
- [9] Erdélyi, A. *et al* : *Higher Transcendental Functions*. vol.II, New York: McGraw-Hill, 1953
- [10] Ghaffari, P., Lise, S., Jensen, H. J.: Nonconservative sandpile models, *Phys. Rev. E* **56**, 6702-6709 (1997)
- [11] Gorsky, A., Nechaev, S., Poghosyan, V. S., Priezzhev, V. B.: From elongated spanning trees to vicious random walks. *Nucl. Phys. B* **870** [FS], 55-77 (2013)
- [12] Grimmett, G. R., Stirzaker, D. R.: *Probability and Random Processes*. 2nd edition, Oxford: Clarendon Press, 1992
- [13] Henkel, M.: *Conformal Invariance and Critical Phenomena*. Berlin: Springer, 1999
- [14] Itzykson, C., Drouffe, J.-M.: *Statistical Field Theory I, II*. Cambridge: Cambridge University Press, 1989
- [15] Ivashkevich, E. V., Ktitarev, D. V., Priezzhev, V. B.: Waves of topplings in an Abelian sandpile. *Physica A* **209**, 347-360 (1994)
- [16] Járαι, A., Redig, F., Saada, E.: Approaching criticality via the zero dissipation limit in the abelian avalanche model. [arXiv:math.PR/0906.3128v4](https://arxiv.org/abs/math.PR/0906.3128v4)

- [17] Maes, C., Redig, F., Saada, E.: The infinite volume limit of dissipative abelian sandpiles. *Commun. Math. Phys.* **244**, 395-417 (2004)
- [18] Mahieu, S., Ruelle, P.: Scaling fields in the two-dimensional abelian sandpile model. *Phys. Rev. E* **64**, 066130/1-10 (2001)
- [19] Majumdar, S. N., Dhar, D.: Height correlations in the Abelian sandpile model. *J. Phys. A: Math. Gen.* **24**, L357-L362 (1991)
- [20] Majumdar, S. N., Dhar, D.: Equivalence between the Abelian sandpile model and the $q \rightarrow 0$ limit of the Potts model. *Physica A* **185**, 129-145 (1992)
- [21] McCoy, B. M., Wu, T. T.: *The Two-Dimensional Ising Model*. Cambridge, Massachusetts: Harvard University Press, 1973
- [22] Poghosyan, V. S., Grigorov, S. Y., Priezzhev, V. B., Ruelle, P.: Logarithmic two-point correlations in the Abelian sandpile model. *J. Stat. Mech.* P07025/1-27 (2010)
- [23] Priezzhev, V. B.: Structure of two-dimensional sandpile. I. Height probability. *J. Stat. Phys.* **74**, 955-979 (1994)
- [24] Priezzhev, V. B.: The upper critical dimension of the Abelian sandpile model. *J. Stat. Phys.* **98**, 667-684 (2000)
- [25] Prussner, G.: *Self-Organised Criticality Theory, Models and Characterisation*. Cambridge: Cambridge University Press, 2012
- [26] Schmidt, K., Verbitskiy, E.: Abelian sandpiles and the Harmonic model. *Commun. Math. Phys.* **292**, 721-750 (2009)
- [27] Spitzer, F.: *Principle of Random Walk*. New York: Van Nostrand, 1964, p.148
- [28] Tsuchiya, T., Katori, M.: Proof of breaking of self-organized criticality in a nonconservative Abelian sandpile model. *Phys. Rev. E* **61**, 1183-1188 (2000)
- [29] Vanderzande, C., Daerden, F.: Dissipative abelian sandpiles and random walks. *Phys. Rev. E* **63**, 030301-30304 (R) (2001)
- [30] Vespignani, A., Zapperi, S.: How self-organized criticality works: A unified mean-field picture. *Phys. Rev.* **E57**, 6345-6362 (1998)
- [31] Wu, F. Y.: The Potts model. *Rev. Mod. Phys.* **54**, 235-268 (1982)