

# Connectivity of Double Graphs

Zhayida Simayijiang and Elkin Vumar \*

College of Mathematics and System Sciences  
Xinjiang University, Urumqi 830046, P.R.China

## Abstract

The double graph of a graph  $G$  is defined as  $\mathcal{D}[G] = G \times T_2$ , where  $T_2$  is the total graph with 2 vertices and  $\times$  stands for the Kronecker product of graphs. In this paper, sufficient conditions for double graphs to be maximum vertex-connected, maximum edge-connected are presented.

*Keywords:* Double graph;maximum vertex-connected;maximum edge-connected

## 1 Introduction

In this paper, unless specified otherwise, we consider only finite simple graphs (i.e., without loops and multiple edges). As usual  $V(G)$  and  $E(G)$  denote the sets of vertices and edges of  $G$ , respectively, and  $adj$  denotes the adjacency relation of  $G$ . A vertex of degree 1 in a graph is called a leaf vertex (or simply, a leaf), and an edge incident with a leaf is called a leaf edge. For notation and terminology not defined here we refer to West [2].

The total graph  $T_n$  on  $n$  vertices is the graph obtained from the complete graph  $K_n$  by adding a loop to every vertex. The double graph of a graph  $G$  is defined as  $\mathcal{D}[G] = G \times T_2$ , where  $T_2$  is the total graph with 2 vertices, and  $\times$  stands for the Kronecker product of graphs. The Kronecker product  $G \times H$  of two graphs  $G$  and  $H$  is the graph with  $V(G \times H) = V(G) \times V(H)$  and with adjacency defined by  $(u_1, v_1) adj (u_2, v_2)$  if and only if  $u_1 adj u_2$  in  $G$  and  $v_1 adj v_2$  in  $H$ . In [1] it was observed that there is a kind of general construction which can be performed on every simple graph. The class of double graphs with this construction turned out to have several interesting properties. Some known results on double graphs are given in [1].

If  $V(T_2) = \{0, 1\}$ , then  $G_0 = \{(v, 0) : v \in V(G)\}$  and  $G_1 = \{(v, 1) : v \in V(G)\}$  induce two subgraphs of  $\mathcal{D}[G]$  both isomorphic to  $G$  such that  $G_0 \cap G_1 = \emptyset$  and  $G_0 \cup G_1$  induces a spanning subgraph of  $\mathcal{D}[G]$ . We call  $\{G_0, G_1\}$  the canonical decomposition of  $\mathcal{D}[G]$ .

As a generalization of double graphs, we define  $\mathcal{D}_n[G] = G \times T_n$ , where  $T_n$  is the total graph with  $n$  vertices. Similarly, we call  $\{G_0, G_1, \dots, G_{n-1}\}$  the canonical decomposition of  $\mathcal{D}_n[G]$ . Note that  $\mathcal{D}_2[G] = \mathcal{D}[G]$ .

In what follows, for a graph  $G = (V, E)$ , we use  $p(G)$  and  $q(G)$  (or simply  $p$  and  $q$ ) to denote  $|V|$  and  $|E|$ , respectively. A graph  $G = (V, E)$  is maximum vertex-connected (in short, max- $\kappa$ ) if  $\kappa(G) = \lfloor \frac{2q(G)}{p(G)} \rfloor$ , where  $\kappa(G)$  is the vertex-connectivity of  $G$ . Similarly,

---

\*Corresponding author. Email, vumar@xju.edu.cn.

$G$  is maximum edge-connected (in short, max- $\lambda$ ) if  $\lambda(G) = \lfloor \frac{2q(G)}{p(G)} \rfloor$ , where  $\lambda(G)$  is the edge-connectivity of  $G$ . Different sufficient conditions for a graph to be max- $\kappa$  or max- $\lambda$  have been recently given in the literature, see Refs.[5-9].

We decided to write this paper as some graphical parameters of double graphs that perhaps deserve to be better known. In Section 2, we consider max- $\kappa$  of double graphs and in Section 3, we consider max- $\lambda$  of double graphs.

**Proposition 1.1.** [1]  $\kappa(\mathcal{D}[G]) = 2\kappa(G)$ . □

**Lemma 1.2.**  $p(\mathcal{D}_n[G]) = np(G)$ ,  $q(\mathcal{D}_n[G]) = n^2q(G)$ ,  $deg_{\mathcal{D}_n[G]}(u, v) = ndeg_G(u)$ . □

In [1], some basic properties of double graphs  $\mathcal{D}[G]$  are given, it is not difficult to extend some of them to  $\mathcal{D}_n[G]$ , here we list them in below.

**Proposition 1.3.** For any graph  $G \neq K_1$  the following properties hold.

1.  $G$  is connected if and only if  $\mathcal{D}_n[G]$  is connected.
2. If  $G$  is connected, then every pair of vertices of  $\mathcal{D}_n[G]$  belongs to a cycle.
3. Every edge of  $\mathcal{D}_n[G]$  belongs to a  $2n$ -cycle.
4. In  $\mathcal{D}_n[G]$  there is neither cut vertex nor cut edge.
5. If  $G$  is connected, then  $\mathcal{D}_n[G]$  is a block. □

**Proposition 1.4.** For any graph  $G$ ,  $\mathcal{D}_n[G]$  is bipartite if and only if  $G$  is bipartite. □

**Proposition 1.5.** For any graph  $G \neq K_1$  the following traversability properties hold.

1. Let  $G$  be a connected graph, then  $\mathcal{D}_n[G]$  is eulerian if and only if  $G$  is eulerian or  $n$  is even.
2. If  $G$  is Hamiltonian, then so is  $\mathcal{D}_n[G]$ .

*Proof.* The proof of 1 is obvious, so we give the proof of 2. Let  $\{G_0, G_1, \dots, G_{n-1}\}$  be the canonical decomposition of  $\mathcal{D}_n[G]$ . Let  $\gamma$  be a spanning cycle of  $G$ ,  $uv$  and  $u'v'$  be edges of  $\gamma$  which are not incident with, and  $\gamma'$  be the path obtained from  $\gamma$  by removing the edge  $uv$ ,  $\pi$  and  $\eta$  are the two components of  $\gamma - \{uv, u'v'\}$ . Let  $\gamma'_0$  and  $\gamma'_{n-1}$  be the corresponding paths of  $\gamma - \{uv\}$  in  $G_0$  and  $G_{n-1}$ , respectively. Moreover, let  $\pi_i = v_i \dots v'_i$  and  $\eta_i = u_i \dots u'_i$  be respectively the corresponding paths of  $\pi$  and  $\eta$  in  $G_i$ , for  $i = 1, 2, \dots, n-2$ . Then

$$C = \gamma'_0 \cup \{v_0 u_1\} \cup \eta_1 \cup \{u'_1 v'_2\} \cup \pi_2 \cup \dots \cup \gamma'_{n-1} \cup \{v_{n-1} u_{n-2}\} \cup \eta_{n-2} \dots \cup \pi_1 \cup \{v_1 u_0\}$$

is a spanning cycle of  $\mathcal{D}_n[G]$ .(See Fig.1). □

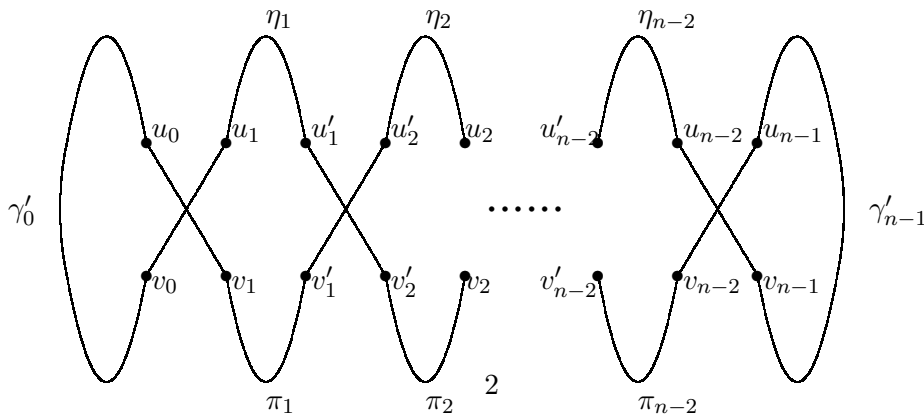


Fig.1

**Proposition 1.6.**  $\kappa(\mathcal{D}_n[G]) = n\kappa(G)$ .

*Proof.* Let  $S$  be a minimum vertex cut of  $\mathcal{D}_n[G]$ . The sets  $S_i = S \cap V(G_i)$ ,  $i = 0, 1, \dots, n-1$  are vertex cuts of  $G_0, G_1, \dots, G_{n-1}$ , respectively. Then  $|S_i| \geq \kappa(G)$  and hence  $\kappa(\mathcal{D}_n[G]) \geq n\kappa(G)$ .

Conversely, let  $S$  be a vertex cut of  $G$  and  $S_i$  be the corresponding sets in  $G_i$ , respectively,  $i = 0, 1, \dots, n-1$ . Then  $S_0 \cup S_1 \cup \dots \cup S_{n-1}$  is a vertex cut of  $\mathcal{D}_n[G]$  and hence  $\kappa(\mathcal{D}_n[G]) \leq n\kappa(G)$ .  $\square$

## 2 A sufficient condition on max- $\kappa$ of double graphs

As simple examples, we can see that both  $C_k$  and  $\mathcal{D}[C_k]$  are max- $\kappa$ , while  $K_{1,k-1}$  and  $P_k$  are max- $\kappa$ , but  $\mathcal{D}[K_{1,k-1}]$  and  $\mathcal{D}[P_k]$  are not.

**Proposition 2.1.** *Let  $G$  be max- $\kappa$  and  $q = tp + t_0$  with  $0 \leq t_0 \leq p - 1$ . If  $0 \leq t_0 < \frac{p}{4}$  or  $\frac{p}{2} \leq t_0 < \frac{3p}{4}$ , then  $\mathcal{D}[G]$  is max- $\kappa$ .*

*Proof.* By Lemma 1.1 and the definition of max- $\kappa$ , we have  $\kappa(\mathcal{D}[G]) = 2\kappa(G) = 2\lceil \frac{2q}{p} \rceil$ . On the other hand, by Lemma 1.2,  $\lceil \frac{2q(\mathcal{D}[G])}{p(\mathcal{D}[G])} \rceil = \lceil 2\frac{2q}{p} \rceil$ . Note that  $q = tp + t_0$ ,  $0 \leq t_0 \leq p - 1$ , we have

$$\begin{aligned} \lceil \frac{2q}{p} \rceil &= \lceil \frac{2tp+2t_0}{p} \rceil = \lceil 2t + \frac{2t_0}{p} \rceil = \begin{cases} 2t, & 0 \leq t_0 < \frac{p}{2} \\ 2t + 1, & \frac{p}{2} \leq t_0 \leq p - 1 \end{cases} \\ \lceil \frac{2q(\mathcal{D}[G])}{p(\mathcal{D}[G])} \rceil &= \lceil 2(2t + \frac{2t_0}{p}) \rceil = \lceil 4t + \frac{4t_0}{p} \rceil. \end{aligned}$$

When  $0 \leq t_0 < \frac{p}{4}$ , we have  $\lceil \frac{2q}{p} \rceil = 2t = \kappa(G)$  and  $\lceil \frac{2q(\mathcal{D}[G])}{p(\mathcal{D}[G])} \rceil = 4t = \kappa(\mathcal{D}[G])$ , i.e.,  $\mathcal{D}[G]$  is max- $\kappa$ . When  $\frac{p}{2} \leq t_0 < \frac{3p}{4}$ , we have  $\lceil \frac{2q}{p} \rceil = 2t + 1 = \kappa(G)$  and  $\lceil \frac{2q(\mathcal{D}[G])}{p(\mathcal{D}[G])} \rceil = 4t + 2 = \kappa(\mathcal{D}[G])$ , i.e.,  $\mathcal{D}[G]$  is max- $\kappa$ . It is easy to see that for other value of  $t_0$ ,  $\mathcal{D}[G]$  is not max- $\kappa$ .  $\square$

One may ask that if  $\mathcal{D}[G]$  is max- $\kappa$  when  $G$  is not. The answer to this is negative as shown in the following.

**Proposition 2.2.** *If  $G$  is not max- $\kappa$ , then  $\mathcal{D}[G]$  is not max- $\kappa$ .*

*Proof.* Suppose that  $G$  is not max- $\kappa$  and  $\mathcal{D}[G]$  is max- $\kappa$ . Then  $\kappa(G) \neq \lceil \frac{2q}{p} \rceil$  and  $2\kappa(G) = \kappa(\mathcal{D}[G]) = \lceil 2\frac{2q}{p} \rceil \neq 2\lceil \frac{2q}{p} \rceil$ . From the above inequalities, it is not difficult to deduce that  $\frac{p}{4} \leq t_0 < \frac{p}{2}$  or  $\frac{3p}{4} \leq t_0 \leq p - 1$ . But when  $\frac{p}{4} \leq t_0 < \frac{p}{2}$ , we have  $\lceil \frac{2q}{p} \rceil = 2t$  and  $\lceil \frac{2q(\mathcal{D}[G])}{p(\mathcal{D}[G])} \rceil = 4t + 1$ , contradicting the fact that  $\lceil \frac{2q(\mathcal{D}[G])}{p(\mathcal{D}[G])} \rceil = 2\kappa(G)$  is even. Similarly, when  $\frac{3p}{4} \leq t_0 \leq p - 1$ , we have  $\lceil \frac{2q}{p} \rceil = 2t + 1$  and  $\lceil \frac{2q(\mathcal{D}[G])}{p(\mathcal{D}[G])} \rceil = 4t + 3$ , again a contradiction. Hence  $\mathcal{D}[G]$  is not max- $\kappa$ , if  $G$  is not.  $\square$

**Theorem 2.3.**  $\mathcal{D}[G]$  is max- $\kappa$  if and only if  $G$  is max- $\kappa$  with  $0 \leq t_0 < \frac{p}{4}$  or  $\frac{p}{2} \leq t_0 < \frac{3p}{4}$ , where  $q = tp + t_0$ ,  $0 \leq t_0 \leq p - 1$ .  $\square$

By using a similar argument, the result on max- $\kappa$  of double graphs can easily be extended to graphs  $\mathcal{D}_n[G]$ . Hence we have the following theorem on max- $\kappa$  of  $\mathcal{D}_n[G]$ .

**Theorem 2.4.**  $\mathcal{D}_n[G]$  is max- $\kappa$  if and only if  $G$  is max- $\kappa$  with  $0 \leq t_0 < \frac{p}{2n}$  or  $\frac{p}{2} \leq t_0 < \frac{p(n+1)}{2n}$ , where  $q = tp + t_0$ ,  $0 \leq t_0 \leq p - 1$ .  $\square$

### 3 A sufficient condition on max- $\lambda$ of double graphs

We start this section with some simple observations.

**Fact1.** If  $G$  is connected, then  $\mathcal{D}[G]$  has no cut edge. Consequently,  $\lambda(\mathcal{D}[G]) \geq 2$ .

**Fact2.** If a connected graph  $G$  has a leaf vertex, then  $\lambda(\mathcal{D}[G]) = 2$ . In particular,  $\lambda(\mathcal{D}[T]) = 2$  for a tree  $T$ .

**Proposition 3.1.** *If  $G$  is a connected graph, then  $\lambda(\mathcal{D}[G]) \geq 2\lambda(G)$ .*

*Proof.* For any edge set  $W \subseteq E(\mathcal{D}[G])$  with  $|W| < 2\lambda(G)$ , we need to show that  $\mathcal{D}[G] - W$  is connected. Suppose  $W$  is such a set of  $E(\mathcal{D}[G])$ ,  $W = W_0 \cup W_1 \cup W_2$ , where  $W_0$  and  $W_1$  are the corresponding edges of  $W$  in  $E(G_0)$  and  $E(G_1)$ , respectively. Let  $R = \mathcal{D}[G]/[E(G_0) \cup E(G_1)] \cong G \times K_2$ ,  $E(R) = \{(v_i, 0)(v_j, 1) | v_i v_j \in E(G)\}$ ,  $W_2 = W \cap E(R)$ . Since  $R$  contains all vertices of  $\mathcal{D}[G]$ , we deduce that if  $R - W_2$  is connected, then so is  $\mathcal{D}[G] - W$ . Without loss of generality, we may assume  $R - W_2$  is disconnected.

**Case 1.**  $|W_2| \geq \lambda(G)$ .

In this case, we have  $|W_0| < \lambda(G)$  and  $|W_1| < \lambda(G)$ , i.e.,  $G_0 - W_0$  and  $G_1 - W_1$  are connected. Since  $|E(R)| = 2|E(G)|$ , we have  $|W_2| < 2\lambda(G) \leq 2|E(G)| = |E(R)|$ , and then in  $E(R) - W_2$  there is at least one edge connecting  $G_0$  and  $G_1$ , so  $\mathcal{D}[G] - W$  is connected.

**Case2.**  $|W_2| < \lambda(G)$ .

If  $|W_0| < \lambda(G)$  and  $|W_1| < \lambda(G)$ , then both  $G_0 - W_0$  and  $G_1 - W_1$  are connected. Since  $|W_2| < \lambda(G)$ , as in Case 1, there is at least one edge in  $E(R) - W_2$  connecting  $G_0 - W_0$  and  $G_1 - W_1$ , and consequently  $G - W$  is connected.

Now assume that  $|W_0| \geq \lambda(G)$  or  $|W_1| \geq \lambda(G)$ , say the former, then  $|W_1| < \lambda(G)$  and  $G_1 - W_1$  is connected. If  $G_0 - W_0$  is connected, then we are done, hence assume  $G_0 - W_0$  is disconnected.

Suppose, to the contrary,  $G - W$  is disconnected, and  $G'_1$  is a component of  $G - W$ . Then  $G'_1$  is a component of  $G_0 - W_0$ , since  $G_1 - W_1$  is connected. Since  $G_0 \cong G$ , in  $G_0$  there are at least  $\lambda(G)$  edges between  $V(G'_1)$  and  $V(G_0) - V(G'_1)$ . By the definition of  $\mathcal{D}[G]$ , there are at least  $\lambda(G)$  edges between  $V(G'_1)$  and  $V(G_1)$ , and therefore  $|W_2| \geq \lambda(G)$ , a contradiction. Hence  $G - W$  is connected and the proof is complete.  $\square$

Since  $\delta(\mathcal{D}[G]) = 2\delta(G)$ , we have the following corollary.

**Corollary 3.2.** *If  $\lambda(G) = \delta(G)$ , therefore  $\lambda(\mathcal{D}[G]) = 2\lambda(G)$ .*  $\square$

**Proposition 3.3.** *If  $G$  is a connected graph, then  $\lambda(\mathcal{D}[G]) = \begin{cases} 4\lambda(G), & \text{if } \lambda(G) \leq \frac{\delta(G)}{2} \\ 2\delta(G), & \text{if } \frac{\delta(G)}{2} < \lambda(G) < \delta(G) \end{cases}$*   $\square$

*Proof.* Let  $S$  be a minimum edge cut of  $G$ ,  $S_0$  and  $S_1$  be the corresponding copies of  $S$  in  $G_0$ ,  $G_1$ , respectively. Set  $S_2 = \{(u, 0)(v, 1), (v, 0)(u, 1) | e = uv \in S\}$ , thus  $|S_2| = 2|S|$ . Then  $S_0 \cup S_1 \cup S_2$  is an edge cut of  $\mathcal{D}[G]$  and hence  $\lambda(\mathcal{D}[G]) \leq 4\lambda(G)$ .

Let  $W$  be an edge cut of  $\mathcal{D}[G]$ . The sets  $W_0 = W \cap E(G_0)$ ,  $W_1 = W \cap E(G_1)$  and  $W_2 = W \cap E(R)$  are edge cuts of  $G_0$ ,  $G_1$  and  $R$ , respectively. Then  $|W_0|, |W_1| \geq \lambda(G)$ .

To get minimum edge cut of double graph, we consider  $\lambda(G)$  and  $\delta(G)$ . There is two possible way to choose minimum edge cut of  $\mathcal{D}[G]$ , one is choose from  $G_0$ ,  $G_1$  and  $R$ , another one is choose all edges of  $R$  as edge cut. So  $\lambda(\mathcal{D}[G]) = \min\{2\delta(G), 4\lambda(G), 2|E(G)|\} = \min\{2\delta(G), 4\lambda(G)\}$ . If  $\lambda(G) \leq \frac{\delta(G)}{2}$ , we have  $4\lambda(G) \leq 2\delta(G)$ . So  $\lambda(\mathcal{D}[G]) = 4\lambda(G)$ . If  $\frac{\delta(G)}{2} < \lambda(G) < \delta(G)$ , we have  $2\delta(G) < 4\lambda(G) < 4\delta(G)$ . In this case,  $\lambda(\mathcal{D}[G]) = 2\delta(G)$   $\square$

The following is an example to show that  $\lambda(\mathcal{D}[G]) = 4\lambda(G)$  when  $\lambda(G) = \frac{\delta(G)}{2}$ . In Fig.3 shows  $\lambda(\mathcal{D}[G]) = 4\lambda(G)$  when  $\lambda(G) < \frac{\delta(G)}{2}$ . In Fig.4 shows  $\lambda(\mathcal{D}[G]) = 2\delta(G)$  when  $\frac{\delta(G)}{2} < \lambda(G) < \delta(G)$ .

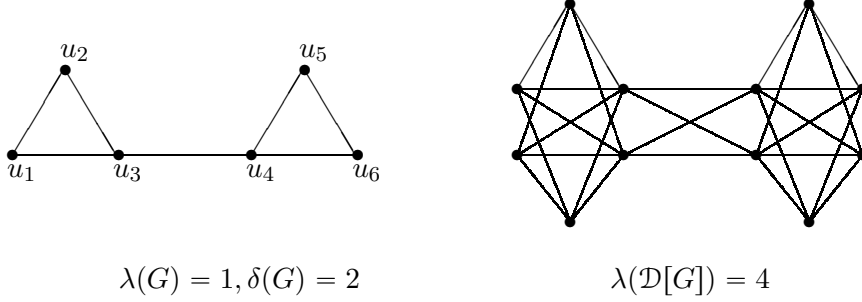


Fig.2

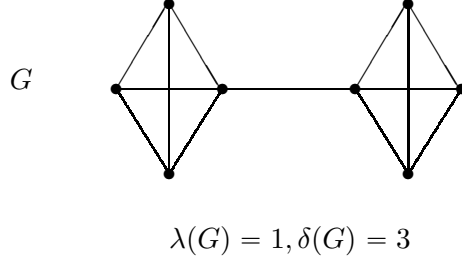


Fig.3

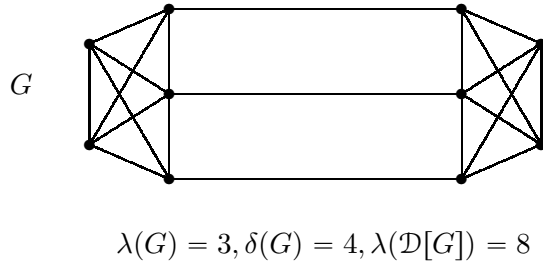


Fig.4

Corollary 3.2 and Proposition 3.3 yield the following theorem.

**Theorem 3.4.**  $\lambda(\mathcal{D}[G]) = \begin{cases} 2\lambda(G), & \text{if } \lambda(G) = \delta(G) \\ 4\lambda(G), & \text{if } \lambda(G) \leq \frac{\delta(G)}{2} \\ 2\delta(G), & \text{if } \frac{\delta(G)}{2} < \lambda(G) < \delta(G) \end{cases}$  □

**Proposition 3.5.** Let  $G$  be max- $\lambda$  and  $q = tp + t_0$  with  $0 \leq t_0 \leq p - 1$ . If  $0 \leq t_0 < \frac{p}{4}$  or  $\frac{p}{2} \leq t_0 < \frac{3p}{4}$ , then  $\mathcal{D}[G]$  is max- $\lambda$  when  $\lambda(\mathcal{D}[G]) = 2\lambda(G)$ .

*Proof.* By Theorem 3.4 and the definition of max- $\lambda$ , we have  $\lambda(\mathcal{D}[G]) = 2\lambda(G) = 2\lceil \frac{2q}{p} \rceil$ . On the other hand, by Lemma 1.2,  $\lceil \frac{2q(\mathcal{D}[G])}{p(\mathcal{D}[G])} \rceil = \lceil 2\frac{2q}{p} \rceil$ . Note that  $q = tp + t_0$ ,  $0 \leq t_0 \leq p - 1$ ,

we have

$$\begin{aligned} \left\lfloor \frac{2q}{p} \right\rfloor &= \left\lfloor \frac{2tp+2t_0}{p} \right\rfloor = \left\lfloor 2t + \frac{2t_0}{p} \right\rfloor = \begin{cases} 2t, & 0 \leq t_0 < \frac{p}{2} \\ 2t+1, & \frac{p}{2} \leq t_0 \leq p-1 \end{cases} \\ \left\lfloor \frac{2q(\mathcal{D}[G])}{p(\mathcal{D}[G])} \right\rfloor &= \left\lfloor 2\left(2t + \frac{2t_0}{p}\right) \right\rfloor = \left\lfloor 4t + \frac{4t_0}{p} \right\rfloor. \end{aligned}$$

When  $0 \leq t_0 < \frac{p}{4}$ , we have  $\left\lfloor \frac{2q}{p} \right\rfloor = 2t = \lambda(G)$  and  $\left\lfloor \frac{2q(\mathcal{D}[G])}{p(\mathcal{D}[G])} \right\rfloor = 4t = \lambda(\mathcal{D}[G])$ , i.e.,  $\mathcal{D}[G]$  is max- $\lambda$ . When  $\frac{p}{2} \leq t_0 < \frac{3p}{4}$ , we have  $\left\lfloor \frac{2q}{p} \right\rfloor = 2t+1 = \lambda(G)$  and  $\left\lfloor \frac{2q(\mathcal{D}[G])}{p(\mathcal{D}[G])} \right\rfloor = 4t+2 = \lambda(\mathcal{D}[G])$ , i.e.,  $\mathcal{D}[G]$  is max- $\kappa$ . It is easy to see that for other value of  $t_0$ ,  $\mathcal{D}[G]$  is not max- $\lambda$ .  $\square$

**Proposition 3.6.** *Let  $G$  be max- $\lambda$ , then  $\mathcal{D}[G]$  is not max- $\lambda$  when  $\lambda(\mathcal{D}[G]) = 4\lambda(G)$ .*

A natural question is that if  $\mathcal{D}[G]$  is max- $\lambda$  when  $G$  is not. The answer is also negative.

**Proposition 3.7.** *If  $G$  is not max- $\lambda$ , then  $\mathcal{D}[G]$  is not max- $\lambda$ .*

*Proof.* Suppose that  $G$  is not max- $\lambda$  and  $\mathcal{D}[G]$  is max- $\lambda$ . Then  $\lambda(G) \neq \left\lfloor \frac{2q}{p} \right\rfloor$  and  $2\kappa(G) = \kappa(\mathcal{D}[G]) = \left\lfloor 2\frac{2q}{p} \right\rfloor \neq 2\left\lfloor \frac{2q}{p} \right\rfloor$ . From the above inequalities, it is not difficult to deduce that  $\frac{p}{4} \leq t_0 < \frac{p}{2}$  or  $\frac{3p}{4} \leq t_0 \leq p-1$ . But when  $\frac{p}{4} \leq t_0 < \frac{p}{2}$ , we have  $\left\lfloor \frac{2q}{p} \right\rfloor = 2t$  and  $\left\lfloor \frac{2q(\mathcal{D}[G])}{p(\mathcal{D}[G])} \right\rfloor = 4t+1$ , contradicting the fact that  $\left\lfloor \frac{2q(\mathcal{D}[G])}{p(\mathcal{D}[G])} \right\rfloor = 2\lambda(G)$  is even. Similarly, when  $\frac{3p}{4} \leq t_0 \leq p-1$ , we have  $\left\lfloor \frac{2q}{p} \right\rfloor = 2t+1$  and  $\left\lfloor \frac{2q(\mathcal{D}[G])}{p(\mathcal{D}[G])} \right\rfloor = 4t+3$ , again a contradiction. Hence  $\mathcal{D}[G]$  is not max- $\lambda$ , if  $G$  is not.  $\square$

**Theorem 3.8.**  *$\mathcal{D}[G]$  is max- $\lambda$  when  $\lambda(\mathcal{D}[G]) = 2\lambda(G)$  if and only if  $G$  is max- $\lambda$  with  $0 \leq t_0 < \frac{p}{4}$  or  $\frac{p}{2} \leq t_0 < \frac{3p}{4}$ , where  $q = tp + t_0$ ,  $0 \leq t_0 \leq p-1$ .*  $\square$

It is not clear if  $\mathcal{D}[G]$  is max- $\lambda$  when  $\frac{\delta(G)}{2} < \lambda(G) < \delta(G)$ .

**Theorem 3.9.**  $\lambda(\mathcal{D}_n[G]) = \begin{cases} n\lambda(G), & \text{if } \lambda(G) = \delta(G) \\ n^2\lambda(G), & \text{if } \lambda(G) \leq \frac{\delta(G)}{2} \\ 2n\delta(G), & \text{if } \frac{\delta(G)}{2} < \lambda(G) < \delta(G) \end{cases}$   $\square$

**Theorem 3.10.**  *$\mathcal{D}_n[G]$  is max- $\lambda$  if and only if  $G$  is max- $\lambda$  with  $0 \leq t_0 < \frac{p}{2n}$  or  $\frac{p}{2} \leq t_0 < \frac{p(n+1)}{2n}$ , where  $q = tp + t_0$ ,  $0 \leq t_0 \leq p-1$ .*  $\square$

## References

- [1] E. Munarini, C.P. Cippo, A. Scagliola, N.Z. Salvi, Double graphs, *Discrete Math.* **308**(2007).
- [2] D.B. West, *Introduction to Graph Theory, Second Edition*, Prentice Hall, Upper Saddle River, NJ(2001).
- [3] W.Imrich, S.Klavzar, *Product graphs*, Wiley-Interscience, New York, 2000.
- [4] W. Chiue, B. Shieh, On connectivity of the Cartesian product of two graphs, *Applied Mathematics and Computation* 102 (1999) 129-137.
- [5] L.Lesniak, Results on the edge-connectivity of graphs, *Discrete Math.* 8 (1974) 351-354.

- [6] L.Volkman, Edge-connectivity in  $p$ -partite graphs, J.Graph Theory 13 (1) (1989) 1-6.
- [7] J.W.Boland, R.D.Ringeisen, On super  $i$ -connected graphs, Networks 24 (1994) 225-232.
- [8] J.Fabrega, M.A.Fiol, Maximally connectef digraphs, J.Graph Theory 13 (1989) 657-668.
- [9] T.Soneoka, H.Nakada, M.Imase, Sufficient conditions for maximally connected dense graphs, Discrete Math. 63 (1987) 53-66.