

Nuclear Star Clusters and Bulges

David R. Cole, Victor P. Debattista

Abstract Nuclear star clusters are among the densest stellar systems known and are common in both early- and late-type galaxies. They exhibit scaling relations with their host galaxy which may be related to those of supermassive black holes. These may therefore help us to unravel the complex physical processes occurring at the centres of galaxies. The properties of nuclear stellar systems suggest that their formation requires both dissipational and dissipationless processes. They have stellar populations of different ages, from stars as old as their host galaxy to young stars formed in the last 100 Myr. Therefore star formation must be happening either directly in the nuclear star cluster or in its vicinity. The secular processes that fuel the formation of pseudobulges very likely also contributes to nuclear star cluster growth.

1 Introduction

Observations with the high resolution instruments on the *Hubble Space Telescope* (*HST*) have revealed that many low to intermediate mass galaxies contain a dense stellar system at their centre. They are among the densest stellar systems known. Nuclear stellar systems come in two main morphological types, nuclear star clusters (NSCs), where the stellar distribution is spheroidal, and nuclear discs (NDs). These are not mutually exclusive and NSCs often contain a disc component too, typically comprised of younger stars. These dense stellar systems are common in galaxies across the Hubble sequence.

A connection between NSCs and the formation of their host galaxy is implied by various observed scaling relations between their mass and the properties of their

David R. Cole, Jeremiah Horrocks Institute, University of Central Lancashire, Preston PR1 2HE, e-mail: drdrcole@gmail.com, & Victor P. Debattista, Jeremiah Horrocks Institute, University of Central Lancashire, Preston PR1 2HE, e-mail: vpdebattista@gmail.com

host. These scaling relations provide insight into the physical processes regulating the growth of nuclear stellar systems.

NSCs in late-type disc galaxies are observed to have a mix of populations, including young stars formed within the last 100 Myr. Whether these formed in situ, or arrived as star clusters accreted from the neighbourhood of the NSC, gas is needed to make these young stars. Thus NSCs and NDs provide evidence that gas is able to repeatedly reach the centres of late-type galaxies.

2 Nuclear Stellar Systems

2.1 Properties and occurrence

NSCs are compact objects with effective radii of order 5 pc and masses ranging from $10^5 M_\odot$ to $10^8 M_\odot$, meaning they have among the highest known average surface densities (Walcher et al., 2005). NSCs have photometric and kinematic properties broadly similar to those of globular clusters but with higher velocity dispersions. Their absolute visual magnitudes lie between -14 and -10 (Böker et al., 2002; Côté et al., 2006) compared with Milky Way globular clusters which have absolute magnitudes typically in the range -9 to -4 (Harris, 1997). Hartmann et al. (2011) found that the NSC in M33 was photometrically and kinematically consistent with being perfectly axisymmetric.

NSCs are present in between 50% and 75% of low to intermediate luminosity galaxies. Carollo et al. (1997) found NSCs in 18 of 35 *HST* WFPC2 F606W images of spiral galaxies including early-types, while Böker et al. (2002) found NSCs in 59 of 77 *HST* images of late-type spiral galaxies. Between 66% and 82% of early-type galaxies in the *HST* ACS Virgo Cluster Survey have NSCs (Côté et al., 2006), and a similar fraction in the ACS Fornax Cluster Survey (Turner et al., 2012). The presence of a bar does not seem to affect whether a NSCs occurs or not (Carollo et al., 2002; Böker et al., 2004).

Nuclear discs are also often found in the central regions of galaxies. They span a range of sizes from a few parsecs to of order a kiloparsec in diameter. They can be differentiated from the main galactic disc (if it exists) in that they lie outside of the region where light from the main disc dominates. They are widely observed in galaxies spanning the full range of Hubble types both in late-type galaxies (Zasov & Moiseev, 1999; Pizzella et al., 2002; Dumas et al., 2007; García-Burillo & Combes, 2012) and in early-types (Scorza & van den Bosch, 1998; Kormendy & Gebhardt, 2001; de Zeeuw et al., 2002; Emsellem et al., 2004; Trujillo et al., 2004; Krajnović et al., 2008; Ledo et al., 2010). Ledo et al. (2010) found that as many as 20% of early-type galaxies host a nuclear disc. A sample of 48 early-type galaxies observed as part of the SAURON project, revealed that nuclear discs are associated with early-type fast rotators (Krajnović et al., 2008).

2.2 *Stellar ages*

NSCs in late-type galaxies often consist of multiple stellar populations. Their mean luminosity-weighted ages range from 10 Myr to 10 Gyr (Rossa et al., 2006), very often with evidence of star formation in the last 100 Myr (Walcher et al., 2005, 2006). Spectra reveal that their star formation is bursty, with a duty cycle of a few hundred Myr. For instance, the NSC in M33 had bursts of star formation 40 Myr and 1 Gyr ago (Long, Charles & Dubus, 2002). Georgiev & Böker (2014), in a study of NSCs in 228 late-type galaxies, also find their stellar populations span a wide range of ages and conclude that recent star formation is ubiquitous.

NSCs in late-type disc galaxies are typically elongated approximately in the plane of the main galaxy disc and are often made up of two components, an older spheroidal component, with a younger and bluer disc embedded in it (Seth et al., 2006, 2008b). In the case of NGC 4244, spectra indicate young (< 100 Myr) stars in its disc. Integral field spectroscopy reveals that the NSC has rotation in the same sense as the galaxy (see Figure 1) with a relative tilt of 15° . Similarly the NSC of FCC 277, an elliptical galaxy in the Fornax cluster, is made up of a spheroid and a disc component, both of which are younger than the main galaxy (Lyubenova et al., 2013). Carson et al. (2015) studied *HST* WFC images of 10 of the nearest and brightest NSCs. They found increasing roundness at longer wavelengths inferring the existence of blue discs made up of younger stellar populations as in NGC 4244. Most of these NSCs show evidence in colour-colour diagrams of stellar populations consisting of a mixture of an older population (> 1 Gyr) and a younger population (100 - 300 Myr). Pfuhl et al. (2011) estimated that the NSC in the Milky Way formed $\sim 80\%$ of its stars more than 5 Gyr ago, with a deep minimum in star formation 1 to 2 Gyr ago. The star formation rate then increased again in the last few hundred Myr.

Likewise NDs often exhibit a range of ages with a tendency for young stars to be present. Ongoing star formation is observed in the NDs of NGC 5845 (Kormendy et al., 1994) and NGC 4486A (Kormendy et al., 2005). In NGC 4486A the ND manages to have stars more than 2 Gyr younger than the surrounding galaxy (Kormendy et al., 2005). The ND in NGC 4570 shows evidence for recent star formation (van den Bosch, Jaffe & van der Marel, 1998). Morelli et al. (2004) found that NGC 4478 has a younger stellar population than the main body of the galaxy, with a prolonged star formation history, whereas NGC 4458 has a uniformly old population. The ND stellar population in NGC 4698 has ages in the range 5 to 10 Gyr (Corsini et al., 2012). On the other hand, NDs in early-type galaxies have been found to consist mainly of old (> 10 Gyr) stars (Krajnović & Jaffe, 2004).

2.3 *Kinematic decoupling*

One phenomenon which suggests that interactions may play a role in the formation of nuclear stellar systems is kinematic decoupling where distinct stellar components

have large ($\geq 40^\circ$) misalignments in their axes of rotation (McDermid et al., 2006). About one third of early-type galaxies in the SAURON sample exhibit this decoupling. Kinematic decoupling has been interpreted as evidence for formation through the capture of external gas. Two types are observed, one on kiloparsec scales, which are generally older than 8 Gyr and found in galaxies with little net rotation, and one which consists of structures on the scale of a few hundred parsec and which have ages ranging from 500 Myr to a Hubble time (McDermid et al., 2006). The ND in NGC 4458 is counter-rotating implying the gas had an external origin (Morelli et al., 2004, 2010). NGC 4698 also displays kinematical decoupling and has a disc rotating perpendicular to the main galactic disc suggesting that the ND formed from externally accreted gas (Bertola & Corsini, 1999; Pizzella et al., 2002; Corsini et al., 1999, 2012). While the presence of kinematically decoupled cores demonstrates that externally captured gas can reach small radii, this by no means implies that the gas also forms a nuclear cluster. For instance, although NGC 4458 has a stellar disc it has been classified as non-nucleated (Lauer et al., 2005).

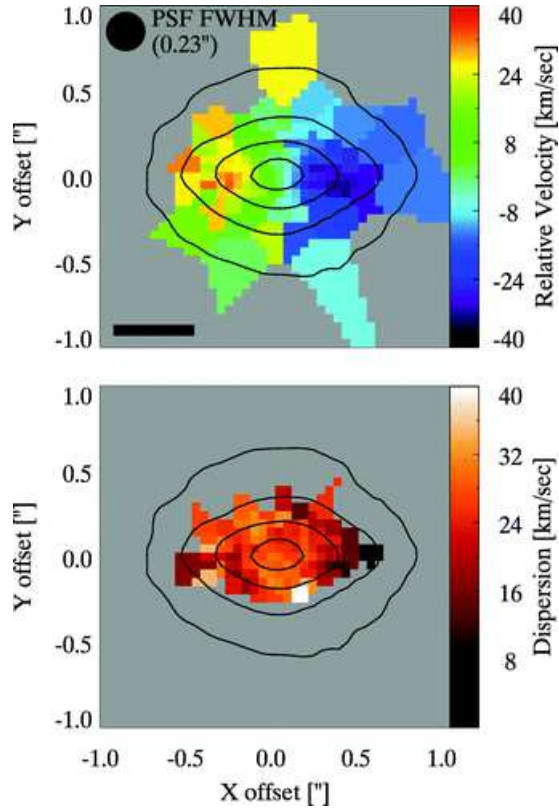


Fig. 1 The kinematics of the NSC in NGC 4244. Top: The measured radial velocity observed with NIFS. Rotation of 30 km s^{-1} is clearly visible along the major axis. Contours show the K-band isophotes. The black bar indicates 10 pc ($0.47''$). Bottom: Velocity dispersion measurements. Figure 2 of Seth et al. (2008b).

3 Formation

3.1 Nuclear Star Clusters

Two principal formation mechanisms have been advanced to explain the formation of NSCs. The first is that NSCs form due to globular clusters falling to the centres of galaxies under the action of dynamical friction and subsequently merge (Tremaine, Ostriker & Spitzer, 1975; Capuzzo-Dolcetta, 1993; Miocchi et al., 2006; Capuzzo-Dolcetta & Miocchi, 2008b,a; Antonini et al., 2012; Antonini, 2013; Gnedin, Ostriker & Tremaine, 2014). A candidate infalling globular cluster was found in the inner few hundred parsecs of NGC 2139 which could become a NSC in a few hundred Myr (Andersen et al., 2008). An off-centre super star cluster with a mass of $1.4^{+0.4}_{-0.5} \times 10^7 M_{\odot}$ has been observed in NGC 253. This super star cluster is a candidate future NSC (Kornei & McCrady, 2009). Georgiev & Böker (2014) present NGC 4654 as an example of galaxies where two star clusters are present at the centre. The two star clusters have a mass ratio of order 10 : 1 and are separated by ~ 30 pc (in projection). The less massive of the star clusters appears to be young (< 100 Myr), supporting the picture of NSC growth due to the accretion of *young* globular clusters onto the centre. Nguyen et al. (2014) find a starburst at the centre of a SMBH-hosting galaxy Heinze 2-10. This starburst has created several super star clusters within 100 pc of the SMBH and they conclude that the star clusters would merge due to dynamical friction and form an NSC in the next Gyr. Simulations by Capuzzo-Dolcetta (1993) showed that, while the infall of globular clusters is in competition with tidal stripping (which destroys the clusters), nonetheless a fraction of them do manage to reach the nucleus. Fewer massive globular clusters than expected have been found in the inner region of dwarf ellipticals suggesting that the globular clusters missing from the inner regions had been depleted due to their shorter dynamical friction infall times and merging to form NSCs (Lotz et al., 2001; Lotz, Miller & Ferguson, 2004). The infall of globular clusters has been modelled and simulated several times. Agarwal & Milosavljević (2011) modelled the infall (and stripping) of globular clusters analytically and concluded that this process could create NSCs which match the observed NSC masses. Capuzzo-Dolcetta & Miocchi (2008a) show that globular clusters merging at the centre of a bulge leads to density-velocity dispersion properties consistent with those of observed NSCs. Analytic modelling of the infall of globular clusters led Gnedin, Ostriker & Tremaine (2014) to the same conclusion; they argue, moreover, that the contrast between the NSC and the background galaxy would be much lower in a massive galaxy like M87, making them harder to detect in such systems. den Brok et al. (2014) studied NSCs in 200 Coma cluster dwarf elliptical galaxies and found a relation between NSC and host galaxy magnitude of $M_{nuc} = (0.57 \pm 0.05)(M_{gal} + 17.5) - (11.49 \pm 0.14)$ concluding that this is consistent with predictions of how NSC luminosity scales with host galaxy luminosity as predicted by the globular cluster merger scenario models of Antonini (2013) and Gnedin, Ostriker & Tremaine (2014). However they also find that galaxies with higher Sérsic indices tend to have brighter NSCs. They argue that this is

due to the brighter galaxies being better able to retain gas and conclude that in situ star formation also plays an important role.

den Brok et al. (2014) showed an example of an unnucleated galaxy with several old globular clusters within it which raises the question of how this galaxy managed to avoid forming a NSC. Hartmann et al. (2011) note that the NSC in M33 appears axisymmetric (both photometrically and kinematically); their simulations of globular cluster mergers produce triaxial NSCs although this outcome can be avoided if a massive black hole is present. However in M33 the upper limit on the presence of a black hole is very stringent ($M_{\text{bh}} < 3000M_{\odot}$, (Merritt & Ferrarese, 2001; Gebhardt et al., 2001)) suggesting that its NSC did not form via globular cluster mergers. On the other hand, the NSC in the Milky Way has a rotating sub-structure perpendicular to the Galactic plane (Feldmeier et al., 2014), suggesting a cluster was accreted. in situ star formation has been proposed as an alternative for forming NSCs (Milosavljević, 2004; Bekki, 2007). Cen (2001) suggested that at the epoch of re-ionisation the external radiation field could create an inward convergent shock leading to the formation of massive dense clusters at the centres of early galaxies with masses and velocity dispersions comparable to those of NSCs. While these could have formed the seeds of some NSCs, the NSCs would have had to grow further since formation to account for the younger populations. Emsellem & van de Ven (2008) showed that the tidal field of a wide range of Sérsic profile spheroids are compressive in the regions where NSCs form; gas falling in is therefore likely to form stars. They found that the mass of the object expected to form would be $0.1 - 0.5\%$ that of the host, consistent with the masses of both SMBHs and NSCs. The most direct evidence for the need of in situ star formation comes from modelling the kinematics of the NSC in NGC 4244 (Figure 1). Simulations by Hartmann et al. (2011) find that though the globular cluster merging scenario can reproduce many of the density and kinematic properties of NSCs (see Figure 2), mergers give rise to a central peak in $v_{\text{rms}} = \sqrt{\sigma_{\text{los}}^2 + v_{\text{los}}^2}$, which is not observed in the data. Based on this, they conclude that less than 50% of the mass of the NSC could have been assembled from the mergers of globular clusters, with the majority due to in situ star formation. On the other hand, they also find a negative vertical anisotropy, $\beta_z = 1 - \sigma_z^2/\sigma_R^2$, confirmed through the independent modelling of De Lorenzi et al. (2013) using the made-to-measure technique (Syer & Tremaine, 1996; de Lorenzi et al., 2007). This, they showed, could be produced by the accretion of a globular cluster, accounting for at least 10% of its mass, on a nearly polar orbit relative to the NSC. They conclude that both in situ star formation and globular clusters mergers played a role in the formation of this NSC. From a sample of over 200 late-type spiral galaxies observed with *HST*, Georgiev & Böker (2014) showed that NSCs are smaller in blue compared to red filters. This can be explained either by the presence of an AGN or by population gradients within the NSC, possibly indicating ongoing star formation. Turner et al. (2012) studied the nuclei in 43 early-type galaxies in the Fornax cluster. On the basis of globular cluster infall times, they concluded that in low mass early-type galaxies the dominant mechanism for NSC formation is probably globular cluster merging but for more massive galaxies in situ star formation becomes necessary. A picture is being established therefore where both processes, globular

cluster mergers and in situ star formation, play a role in NSC formation and which is the dominant mechanism depends on the parameters of the host galaxy (Rossa et al., 2006; Walcher et al., 2006).

3.2 Nuclear Disc Formation

The formation of NDs is thought to require in situ star formation. A significant mass of gas needs to be funnelled to the nuclear regions to allow this. Such inflows are possible in mergers as shown by hydrodynamical simulations (Mayer, Kazantzidis & Escala, 2008; Mayer et al., 2010; Hopkins & Quataert, 2010; Chapon, Mayer & Teyssier, 2013). Chapon, Mayer & Teyssier (2013) presented a simulation of the merger of

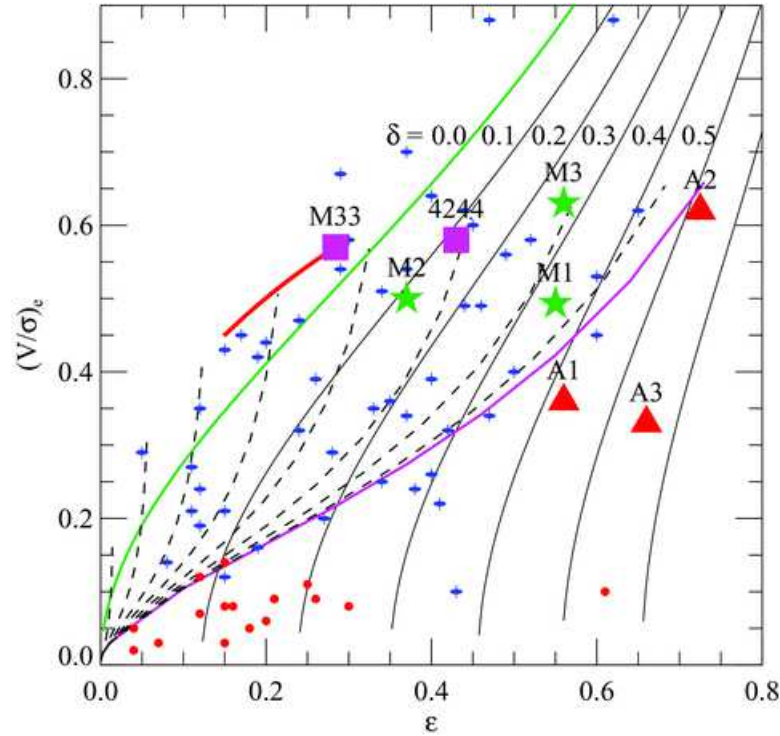


Fig. 2 Real and simulated NSCs on the $(V/\sigma, \epsilon)$ diagram of Binney (2005). The green stars and red triangles indicate the location of the simulated NSCs (M1-M3 & A1-A3) formed by merging infalling globular clusters, while the magenta squares are the observed NSCs in NGC 4244 and M33. The observed location for M33 has been projected (red line) assuming an inclination of $i = 49^\circ$. For comparison, the blue symbols with vertical axes and red filled circles are the observed fast and slow rotator early-type galaxies, respectively, from Cappellari et al. (2007). Figure 5 of Hartmann et al. (2011).

two galaxies with SMBHs (see Figure 3). After the merger a thick nuclear gas disc forms with a mass $\sim 10^9 M_\odot$. Nuclear discs have been observed in 17 nearby luminous infra-red galaxies (LIRGs) and ultra-luminous infra-red galaxies (ULIRGs), possibly the results of merger-driven gas funnelling to their centres initiating intense star formation (Medling et al., 2014). Meanwhile Hopkins & Quataert (2010) showed that lopsided nuclear discs such as the one in the Andromeda galaxy may form via merger-driven inflows. Instead Ledo et al. (2010) showed that pre-existing NDs are destroyed in mergers.

Secular processes such as the action of a bar can also supply gas to form a ND. The formation of the ND in the edge-on galaxy NGC 7332 was attributed to the presence of a bar (which was inferred from the boxy/peanut-shaped bulge) (Seifert & Scorza, 1996; Falcón-Barroso et al., 2004). Barred galaxies have more molecular gas in their central kiloparsec than unbarred galaxies (Sakamoto et al., 1999; Sheth et al., 2005). Enhanced nuclear star formation correlates with the presence of a strong bar in disc galaxies (Wang et al., 2012), and depends primarily on the ellipticity of the bar, not on the size of the bar. However only half of galaxies with centrally concentrated star formation have a strong bar suggesting that pro-

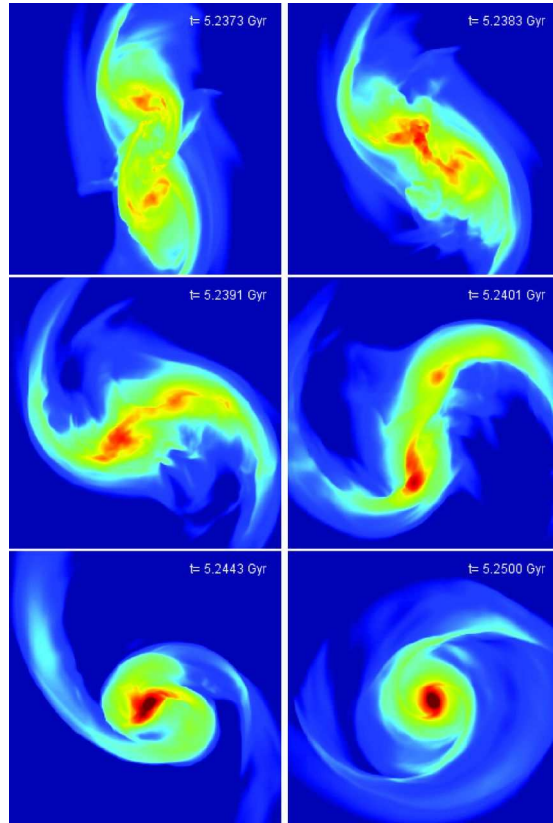


Fig. 3 Gas density maps during the final stages of the merger of two galaxies. We are looking down onto the orbital plane of the galaxies and the maps are 1.8 kpc wide. Gas from the two galaxies funnels inwards to form a thick gaseous nuclear disc with two SMBHs orbiting in it in the final image. Figure 1 of Chapon, Mayer & Teyssier (2013)

cesses such as interactions with other galaxies also induce star formation in the nucleus.

Cole et al. (2014) presented a simulation of the formation of an L^* isolated galaxy. After the bar formed, a ND developed (see Figure 4). They demonstrated that gas flows to the centre and fuels star formation. The resulting ND is elongated perpendicular to the main bar, suggesting that the stars in the ND are on x2 orbits. The ND can clearly be seen in the kinematics and the stellar metallicity.

Given the available data, ND formation through dissipationless processes cannot be excluded. Agarwal & Milosavljević (2011) proposed that NDs form out of the debris of infalling star clusters and Portaluri et al. (2013) showed that such a scenario is consistent with the available kinematic and photometric data. It has also been demonstrated that NDs can be formed from accreted dwarf satellites settling into rotationally supported NDs (Eliche-Moral et al., 2011).

4 The Link to Pseudobulges

Just like NSCs and NDs, pseudobulges require the inflow of gas to form. Pseudobulges have proven to be very common, with Fisher & Drory (2011) estimating that

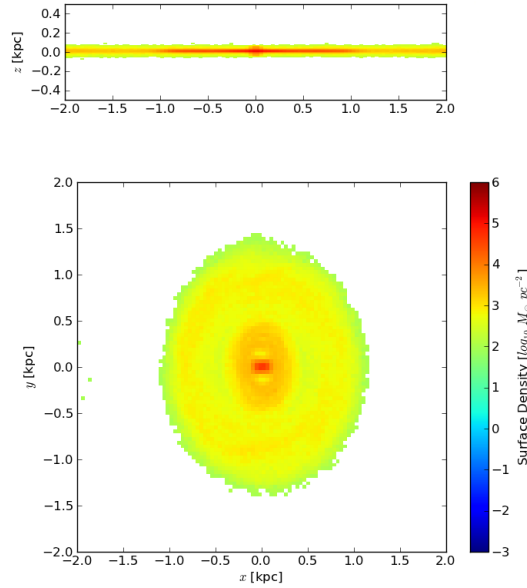


Fig. 4 Face-on (bottom) and edge-on (top) stellar surface density for young stars (< 2 Gyr) after 10 Gyr in the simulation of an L^* galaxy. The galaxy has a bar which is oriented along the x-axis. A thin disc of stars can clearly be seen. Figure 4 of Cole et al. (2014)

they account for $\sim 80\%$ of disc galaxies. Kormendy & Kennicutt (2004) reviewed the formation of pseudobulges via the funnelling of gas through non-axisymmetric structures, such as bars. They list eight key properties of NSCs which need to be understood if NSCs and pseudobulges are related secular phenomena: (1) NSCs are common (2) NSCs are rare in irregulars (3) NSCs are fairly homogeneous in their properties (4) NSCs are at the centres of their host galaxies (5) NSCs host young stars (6) NSCs are not more common in barred galaxies (7) In the Fundamental Plane NSCs are more similar to globular clusters and (8) The masses of NSCs correlate with the luminosities of their host galaxies. They argue that points (2), (3), (6) and (7) appear inconsistent with NSCs and pseudobulges being related phenomena. Possible answers to these problems could be that the centres of irregulars are not well-defined (point 2), that globular cluster mergers are responsible for part of the mass assembly of NSCs (points 3 and 7) and the gas flows required for NSCs are not as large as needed for pseudobulges (point 6). Nonetheless, NSCs **are** different. Walcher et al. (2005) tested the idea that NSCs are proto-bulges which form through in situ star formation but whose growth has not been sufficient to form a bulge. On the basis of 9 bulgeless galaxies, they showed that the dynamical properties of the NSCs are very different to those bulges.

How can gas get funnelled to NSCs? Kormendy & Kennicutt (2004) invoked bars and ovals to explain the formation of pseudobulges. It has long been recognised that, while bars can drive gas inwards, this gas stalls at the inner Lindblad resonance. Shlosman, Frank & Begelman (1989) proposed that gas can be driven all the way to the centre of a galaxy, thereby feeding AGN activity, by means of nested bars, where a small-scale bar resides inside a larger bar. Such double-barred galaxies have been observed in about 25% of early-type galaxies (Erwin & Sparke, 2002). In this scenario the main bar of a galaxy would induce an inward flow creating a nuclear gas disc which could again become unstable leading to further gas infall. Evidence for gas inflow that can be explained by this scenario comes from the molecular gas in NGC 6946 (Schinnerer et al., 2006, 2007), which appears to be streaming along the leading edge of an inner stellar bar about 400 pc long nested inside a large-scale (3.5 kpc) bar.

However, the fact that NSCs do not prefer barred galaxies ((Carollo et al., 2002; Böker et al., 2004)) suggests that bars are not the sole mechanism responsible for funnelling gas to nuclei. As an alternative, Milosavljević (2004) proposed that the magneto-rotational instability could transport neutral gas inside 100 pc where it could form stars.

NDs can sometimes be directly associated with pseudobulges through the phenomenon of σ -drops, where galaxies have a significant drop in velocity dispersion in their centre (e.g. Emsellem et al., 2001). These can be explained by infalling gas forming a dynamically cool ND. Star formation reduces the central velocity dispersion (Wozniak et al., 2003; Comerón, Knapen & Beckman, 2008). Small NDs have been observed with *HST* in the centre of galaxies co-located with σ -drops (Mendez-Abreu et al., 2014).

5 Co-Evolution of SMBHs and NSCs

A small fraction of galaxies host both a NSC and a SMBH (Seth et al., 2008a), although the actual fraction could be higher given the difficulties in detecting both in a given galaxy. Neumayer & Walcher (2012) noted that a plot of M_{bh} versus M_{NSC} divides into three regions, one which is NSC dominated, a transition region and one which is SMBH dominated. This led them to speculate that SMBHs form inside NSCs but outgrow and destroy them when the NSC mass is less than one percent of the SMBH mass. Alternatively, Nayakshin, Wilkinson & King (2009) proposed a competitive feedback to explain the dichotomy between NSCs and SMBHs. Arguing that NSC growth depends on the dynamical time of the nuclear region, they find that there is a transition when the velocity dispersion of the host spheroid is $\sim 150 \text{ km s}^{-1}$. Above this the NSC cannot grow efficiently and below this the SMBH cannot grow efficiently thus explaining why NSCs are mainly found in low and intermediate mass galaxies. Antonini et al. (2012), and Antonini (2013) explained this dichotomy in the globular cluster formation scenario in the presence of a SMBH. For a low mass SMBH, such as the Milky Way's, globular clusters manage to reach the centre allowing the NSC to grow. However, if $M_{bh} \sim 10^8 M_{\odot}$ then the globular clusters are disrupted before reaching the nucleus.

However Kormendy & Ho (2013) point out that there is no segregation into giants that only contain SMBHs or dwarfs that only contain nuclei. Where SMBHs and NSCs co-exist the ratio of SMBH to NSC mass can vary across a large, and *apparently continuous* range above and below unity. For example in NGC 4026 $\frac{M_{bh}}{M_{NSC}} = 12.4$ (Lauer et al., 2005) whereas in the Milky Way $\frac{M_{bh}}{M_{NSC}} = 0.15 \pm 0.075$ (Launhardt, Zylka & Mezger, 2002).

Over long timescales, Merritt (2009) showed that NSCs evolve under two competing processes, core collapse by two body interactions, and heating from the surrounding galaxy. Which of these two processes wins out depends on the concentration of the NSC (Quinlan, 1996). However, the presence of a SMBH inhibits core collapse implying that in this case a NSC can expand for ever and ultimately be disrupted.

6 Scaling Relations

The masses of SMBHs, M_{bh} are well known to correlate with their host galaxy properties including the bulge velocity dispersion, σ_e (Ferrarese & Merritt, 2000; Gebhardt et al., 2000; Merritt & Ferrarese, 2001; Tremaine et al., 2002; Ferrarese & Ford, 2005; Gültekin et al., 2009; Graham et al., 2011; McConnell et al., 2011; Beifiori et al., 2012), the bulge mass, M_{bul} (Magorrian et al., 1998; Marconi & Hunt, 2003; Häring & Rix, 2004; Sani et al., 2011; Beifiori et al., 2012; Graham, 2012) and the bulge luminosity, L_{bul} (Kormendy & Richstone, 1995; McLure & Dunlop, 2002; Marconi & Hunt, 2003; Graham, 2007; Gültekin et al., 2009; Sani et al., 2011; McConnell et al., 2011; Beifiori et al., 2012; Graham & Scott, 2013). (See Chapter 5 of this volume “Galaxy

bulges and their massive black holes” by Alister W. Graham for an up-to-date discussion on SMBH scaling relations and the review by Kormendy & Ho (2013).) Similarly the luminosity and mass of nuclear star clusters and nuclear discs have been found to correlate with their host galaxy properties (Balcels et al., 2003; Balcels, Graham & Peletier, 2007; Graham & Guzmán, 2003; Ferrarese et al., 2006; Wehner & Harris, 2006; Graham, 2012) which has led to them being lumped along with SMBHs as a generic class of objects, the central massive objects (CMOs), with stellar CMOs being found in less massive galaxies.

The luminosity of stellar CMOs was found to correlate with that of their host bulge in disc galaxies by (Balcels et al., 2003; Balcels, Graham & Peletier, 2007) and a similar correlation was found in a study of dE galaxies in the Coma cluster by (Graham & Guzmán, 2003). Ferrarese et al. (2006) found that the mass of stellar CMOs in early-type galaxies correlates with both the host galaxy’s luminosity and dynamical mass, $M_{dyn}^{gal} \propto \sigma_e^2 R_e^{gal}$ (Figure 5). More importantly they found a common M_{CMO} - M_{gal} relationship for galaxies with either NSCs or SMBHs, with NSCs occupying fainter galaxies with lower σ_e . This common relation suggests that there is a single mechanism responsible for regulating the growth of CMOs. They speculated that stellar nuclei form in all galaxies but in the most massive ones they collapse to a SMBH. A similar common relation between CMO mass and the mass of the host galaxy was also found by Wehner & Harris (2006) in dwarf elliptical galaxies. McLaughlin, King & Nayakshin (2006) proposed that the mechanism responsible for this correlation is momentum-driven feedback, from supernovae in the case of NSCs and from AGN activity in the case of SMBHs.

However the existence of scaling relations in common between NSCs and SMBHs has recently been questioned. The first indication that stellar CMOs and SMBHs do not, in fact, follow the same scaling relations came in a study of S0-Sbc galaxies by Balcels, Graham & Peletier (2007). They found that the near infra-red luminosities of NSCs scale with host bulge luminosities. However, in contrast to Ferrarese et al. (2006), when they added SMBHs they found a non-linear dependence between M_{CMO} and M_{bulge} . An expanded dataset allowed Graham (2012) to show that NSC mass correlates with host spheroid velocity dispersion as $\log[M_{NSC}/M_\odot] = 1.57 \pm 0.24 \log[\sigma/70 \text{ km s}^{-1}] + (6.83 \pm 0.07)$. The slope of this relation, ~ 2 , is much lower than that for SMBHs, ~ 5 . Leigh, Böker & Knigge (2012) found that NSC mass is directly proportional to host spheroid mass; the virial theorem then implies an M_{NSC} - σ_e relation with a slope again close to 2. Figure 6, taken from Scott & Graham (2013), shows their relations between CMO mass versus galaxy magnitude, σ and galaxy virial mass; these relations can be compared directly with those of Ferrarese et al. (2006), shown in Figure 5 find a slope of 2.1 ± 0.3 for the $M_{NSC} - \sigma$ relation, much shallower than the relation found by Ferrarese et al. (2006). A major reason for this difference is their inclusion of NSCs in more massive galaxies and the exclusion of NDs. Erwin & Gadotti (2012) and Scott & Graham (2013) both noted that the mass of NSCs correlates better with the host’s total stellar mass, whereas that of SMBHs correlates better with the host spheroid. They conclude that different physical processes regulate NSC and SMBH growth.

Kormendy & Ho (2013) reach a more nuanced conclusion on the relation between SMBHs and NSCs by taking galaxy type into account when studying the ratio of CMO to bulge or galaxy mass. NSCs in spheroidal galaxies are relatively more massive than in late-type galaxies, consistent with the generally held view that spheroidal galaxies are late-type galaxies which have lost baryonic mass. This renders these galaxies less useful for comparing CMO scaling relations. They find that the ratio $(M_{bh} + M_{NSC})/M_{bulge}$ has less scatter than either M_{bh}/M_{bulge} or M_{NSC}/M_{bulge} , suggesting that the evolution of NSCs and SMBHs is tightly coupled. As a fraction of total galaxy mass, instead, both SMBHs and NSCs have a larger relative mass in early-type galaxies compared with late-type galaxies (excluding the spheroidals). Kormendy & Ho (2013) conclude that this hints at SMBHs and NSCs being related.

Although a common scaling relation between NSCs and SMBHs now seems dead, nonetheless the existence of scaling relations between NSCs and their host galaxies still provide important constraints on how their growth is regulated (Silk & Rees, 1998; King, 2003; Wyithe & Loeb, 2003; Di Matteo, Springel & Hernquist, 2005; Murray, Quataert & Thompson, 2005; Sazonov et al., 2005; Younger et al., 2008; Booth & Schaye, 2009; Johansson, Naab & Burkert, 2009; Power et al., 2011; Wyithe & Loeb, 2003; Di Matteo, Springel & Hernquist, 2005; Murray, Quataert & Thompson, 2005; Sazonov et al., 2005; Younger et al., 2008; Johansson, Naab & Burkert, 2009). Theoretical models of formation mechanisms make predictions for scaling relations between NSCs and host galaxy properties, based on underlying physics, and these al-

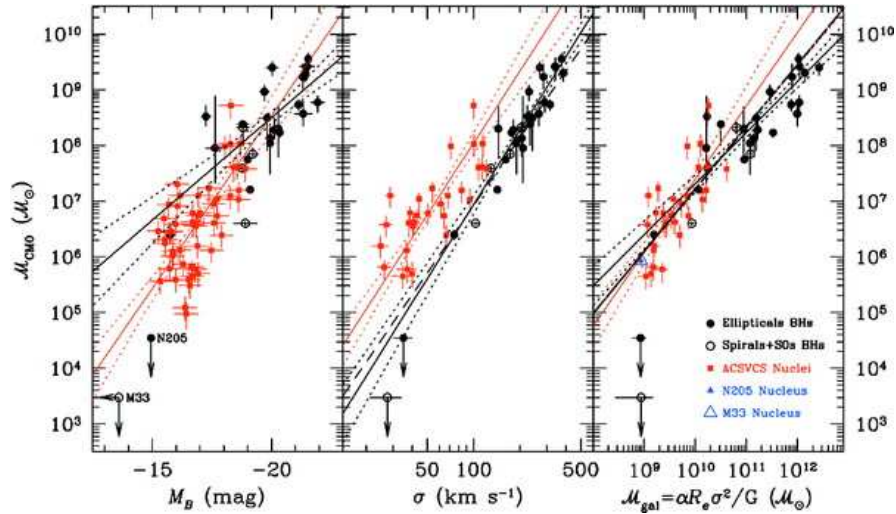


Fig. 5 The mass of the CMO versus the blue band magnitude (left), velocity dispersion σ (middle) and host spheroid dynamical mass (right) for SMBHs (filled and open circles) and nuclei (red squares). The solid red and black lines show the best fits to the nuclei and early-type SMBH samples, respectively. In the right panel, the dashed line is the fit obtained for the combined nuclei+SMBH sample. Figure 2 of Ferrarese et al. (2006)

low us to distinguish how NSCs are formed. The main process proposed is feedback from the CMO, and possibly the effect this has on its galaxy but the exact mechanisms is not yet clear (Silk & Rees, 1998; Springel, Di Matteo & Hernquist, 2005; Booth & Schaye, 2009; Fabian, 1999; King, 2003, 2005; Murray, Quataert & Thompson, 2005; McLaughlin, King & Nayakshin, 2006; King, 2010; Power et al., 2011; McQuillin & McLaughlin, 2012).

7 Conclusions

Observations of nuclear star clusters show that these systems can unravel the mass assembly at the centres of galaxies. Their properties give us clues as to how they were formed and the physical processes that contributed to their formation. There is a close connection between the the formation of NSCs and their host, as is demonstrated by their scaling relations. Observations support both in situ star formation and globular cluster merging for the formation and growth of NSCs. How much these mechanisms contribute to the growth of NSCs probably depends on whether they are found in early or late-type galaxies or in high-mass or low-mass galaxies. It also seems likely that the morphology of the bulge, whether it is a classical bulge

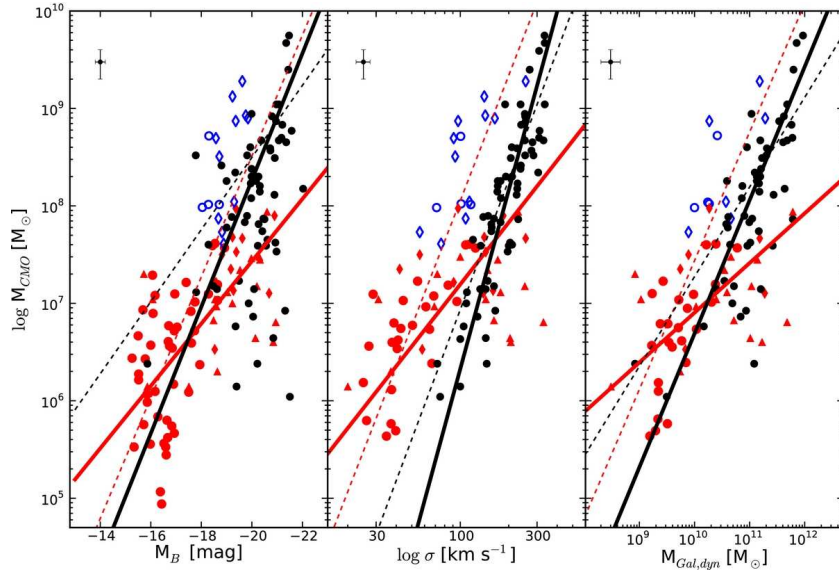


Fig. 6 The mass of the CMO versus the B band magnitude, velocity dispersion σ and galaxy dynamical mass for SMBHs (black dots), NDs (open symbols) and NSCs (red dots). The solid black lines shows the slope of the relations for SMBHs and the solid red lines for NSCs. Figure 2 of Scott & Graham (2013). The scaling relation for SMBHs is updated in Figure 2 of Graham & Scott (2013), and Figure 3 of Scott, Graham & Schombert (2013).

or a discy bulge formed through secular processes, will affect the transport of gas to the nuclear regions of a galaxy where it can form stars. NSCs in early-type galaxies with little gas are unlikely to grow due to dissipational processes. However late-type galaxies show multiple stellar populations with stars of the order of a few hundred Myr old implying recent star formation.

NSCs and SMBHs can co-exist, as can be seen in the Milky Way, but they no longer seem to be two types of a single central massive object. However studying the interrelationship between these two types of nuclear system will contribute to the understanding of all physical processes which are important in their formation. Further investigation of how scaling relations are affected by the presence of a bar, the morphology of the bulge and whether the host galaxy is early- or late-type may allow us to refine our ideas of how they form. There is also a need for higher resolution simulations of the effects of in situ star formation on the kinematics, chemistry and morphology of NSCs. From the information we have gathered so far it is clear that NSC formation is very complicated and their continued study will bring further insights.

Acknowledgements

DRC and VPD are supported by STFC Consolidated grant ST/J001341/1.

References

- Agarwal M., Milosavljević M., 2011, *ApJ*, 729, 35
- Andersen D. R., Walcher C. J., Böker T., Ho L. C., van der Marel R. P., Rix H.-W., Shields J. C., 2008, *ApJ*, 688, 990
- Antonini F., 2013, *ApJ*, 763, 62
- Antonini F., Capuzzo-Dolcetta R., Mastrobuono-Battisti A., Merritt D., 2012, *ApJ*, 750, 111
- Balcells M., Graham A. W., Domínguez-Palmero L., Peletier R. F., 2003, *ApJ*, 582, L79
- Balcells M., Graham A. W., Peletier R. F., 2007, *ApJ*, 665, 1084
- Beifiori A., Courteau S., Corsini E. M., Zhu Y., 2012, *MNRAS*, 419, 2497
- Bekki K., 2007, *PASA*, 24, 77
- Bertola F., Corsini E. M., 1999, in *IAU Symposium*, Vol. 186, *Galaxy Interactions at Low and High Redshift*, Barnes J. E., Sanders D. B., eds., p. 149
- Binney J., 2005, *MNRAS*, 363, 937
- Böker T., Laine S., van der Marel R. P., Sarzi M., Rix H.-W., Ho L. C., Shields J. C., 2002, *AJ*, 123, 1389
- Böker T., Sarzi M., McLaughlin D. E., van der Marel R. P., Rix H.-W., Ho L. C., Shields J. C., 2004, *AJ*, 127, 105
- Booth C. M., Schaye J., 2009, *MNRAS*, 398, 53
- Cappellari M. et al., 2007, *MNRAS*, 379, 418
- Capuzzo-Dolcetta R., 1993, *ApJ*, 415, 616

- Capuzzo-Dolcetta R., Miocchi P., 2008a, *ApJ*, 681, 1136
- Capuzzo-Dolcetta R., Miocchi P., 2008b, *MNRAS*, 388, L69
- Carollo C. M., Stiavelli M., de Zeeuw P. T., Mack J., 1997, *AJ*, 114, 2366
- Carollo C. M., Stiavelli M., Seigar M., de Zeeuw P. T., Dejonghe H., 2002, *AJ*, 123, 159
- Carson D. J., Barth A. J., Seth A. C., den Brok M., Cappellari M., Greene J. E., Ho L. C., Neumayer N., 2015, *ArXiv e-prints*
- Cen R., 2001, *ApJ*, 560, 592
- Chapon D., Mayer L., Teyssier R., 2013, *MNRAS*, 429, 3114
- Cole D. R., Debattista V. P., Erwin P., Earp S. W. F., Roškar R., 2014, *MNRAS*, 445, 3352
- Comerón S., Knapen J. H., Beckman J. E., 2008, *A&A*, 485, 695
- Corsini E. M., Méndez-Abreu J., Pastorello N., Dalla Bontà E., Morelli L., Beifiori A., Pizzella A., Bertola F., 2012, *MNRAS*, 423, L79
- Corsini E. M. et al., 1999, *A&A*, 342, 671
- Côté P. et al., 2006, *ApJS*, 165, 57
- de Lorenzi F., Debattista V. P., Gerhard O., Sambhus N., 2007, *MNRAS*, 376, 71
- De Lorenzi F., Hartmann M., Debattista V. P., Seth A. C., Gerhard O., 2013, *MNRAS*, 429, 2974
- de Zeeuw P. T. et al., 2002, *MNRAS*, 329, 513
- den Brok M. et al., 2014, *MNRAS*, 445, 2385
- Di Matteo T., Springel V., Hernquist L., 2005, *Nature*, 433, 604
- Dumas G., Mundell C. G., Emsellem E., Nagar N. M., 2007, *MNRAS*, 379, 1249
- Eliche-Moral M. C., González-García A. C., Balcells M., Aguerri J. A. L., Gallego J., Zamorano J., Prieto M., 2011, *A&A*, 533, A104
- Emsellem E. et al., 2004, *MNRAS*, 352, 721
- Emsellem E., Greusard D., Combes F., Friedli D., Leon S., Pécontal E., Wozniak H., 2001, *A&A*, 368, 52
- Emsellem E., van de Ven G., 2008, *ApJ*, 674, 653
- Erwin P., Gadotti D. A., 2012, *Advances in Astronomy*, 2012
- Erwin P., Sparke L. S., 2002, *AJ*, 124, 65
- Fabian A. C., 1999, *MNRAS*, 308, L39
- Falcón-Barroso J. et al., 2004, *MNRAS*, 350, 35
- Feldmeier A. et al., 2014, *A&A*, 570, A2
- Ferrarese L. et al., 2006, *ApJ*, 644, L21
- Ferrarese L., Ford H., 2005, *Space Sci. Rev.*, 116, 523
- Ferrarese L., Merritt D., 2000, *ApJ*, 539, L9
- Fisher D. B., Drory N., 2011, *ApJ*, 733, L47
- García-Burillo S., Combes F., 2012, *Journal of Physics Conference Series*, 372, 012050
- Gebhardt K. et al., 2000, *ApJ*, 539, L13
- Gebhardt K. et al., 2001, *AJ*, 122, 2469
- Georgiev I. Y., Böker T., 2014, *MNRAS*, 441, 3570
- Gnedin O. Y., Ostriker J. P., Tremaine S., 2014, *ApJ*, 785, 71
- Graham A. W., 2007, *MNRAS*, 379, 711

- Graham A. W., 2012, MNRAS, 422, 1586
- Graham A. W., Guzmán R., 2003, AJ, 125, 2936
- Graham A. W., Onken C. A., Athanassoula E., Combes F., 2011, MNRAS, 412, 2211
- Graham A. W., Scott N., 2013, ApJ, 764, 151
- Gültekin K. et al., 2009, ApJ, 698, 198
- Häring N., Rix H.-W., 2004, ApJ, 604, L89
- Harris W. E., 1997, VizieR Online Data Catalog, 7202, 0
- Hartmann M., Debattista V. P., Seth A., Cappellari M., Quinn T. R., 2011, MNRAS, 418, 2697
- Hopkins P. F., Quataert E., 2010, MNRAS, 407, 1529
- Johansson P. H., Naab T., Burkert A., 2009, ApJ, 690, 802
- King A., 2003, ApJ, 596, L27
- King A., 2005, ApJ, 635, L121
- King A. R., 2010, MNRAS, 402, 1516
- Kormendy J., Dressler A., Byun Y. I., Faber S. M., Grillmair C., Lauer T. R., Richstone D., Tremaine S., 1994, in European Southern Observatory Conference and Workshop Proceedings, Vol. 49, European Southern Observatory Conference and Workshop Proceedings, Meylan G., Prugniel P., eds., p. 147
- Kormendy J., Gebhardt K., 2001, in American Institute of Physics Conference Series, Vol. 586, 20th Texas Symposium on relativistic astrophysics, Wheeler J. C., Martel H., eds., pp. 363–381
- Kormendy J., Gebhardt K., Fisher D. B., Drory N., Macchetto F. D., Sparks W. B., 2005, AJ, 129, 2636
- Kormendy J., Ho L. C., 2013, ARA&A, 51, 511
- Kormendy J., Kennicutt, Jr. R. C., 2004, ARA&A, 42, 603
- Kormendy J., Richstone D., 1995, ARA&A, 33, 581
- Kornei K. A., McCrady N., 2009, ApJ, 697, 1180
- Krajnović D. et al., 2008, MNRAS, 390, 93
- Krajnović D., Jaffe W., 2004, A&A, 428, 877
- Lauer T. R. et al., 2005, AJ, 129, 2138
- Launhardt R., Zylka R., Mezger P. G., 2002, A&A, 384, 112
- Ledo H. R., Sarzi M., Dotti M., Khochfar S., Morelli L., 2010, MNRAS, 407, 969
- Leigh N., Böker T., Knigge C., 2012, MNRAS, 424, 2130
- Long K. S., Charles P. A., Dubus G., 2002, ApJ, 569, 204
- Lotz J. M., Miller B. W., Ferguson H. C., 2004, ApJ, 613, 262
- Lotz J. M., Telford R., Ferguson H. C., Miller B. W., Stiavelli M., Mack J., 2001, ApJ, 552, 572
- Lyubenova M. et al., 2013, MNRAS, 431, 3364
- Magorrian J. et al., 1998, AJ, 115, 2285
- Marconi A., Hunt L. K., 2003, ApJ, 589, L21
- Mayer L., Kazantzidis S., Escala A., 2008, Mem. Societa Astronomica Italiana, 79, 1284
- Mayer L., Kazantzidis S., Escala A., Callegari S., 2010, Nature, 466, 1082

- McConnell N. J., Ma C.-P., Gebhardt K., Wright S. A., Murphy J. D., Lauer T. R., Graham J. R., Richstone D. O., 2011, *Nature*, 480, 215
- McDermid R. M. et al., 2006, *MNRAS*, 373, 906
- McLaughlin D. E., King A. R., Nayakshin S., 2006, *ApJ*, 650, L37
- McLure R. J., Dunlop J. S., 2002, *MNRAS*, 331, 795
- McQuillan R. C., McLaughlin D. E., 2012, *MNRAS*, 423, 2162
- Medling A. M. et al., 2014, *ApJ*, 784, 70
- Mendez-Abreu J., Debattista V. P., Corsini E. M., Aguerri J. A. L., 2014, *ArXiv e-prints*
- Merritt D., 2009, *ApJ*, 694, 959
- Merritt D., Ferrarese L., 2001, *ApJ*, 547, 140
- Milosavljević M., 2004, *ApJ*, 605, L13
- Miocchi P., Capuzzo Dolcetta R., Di Matteo P., Vicari A., 2006, *ApJ*, 644, 940
- Morelli L., Cesetti M., Corsini E. M., Pizzella A., Dalla Bontà E., Sarzi M., Bertola F., 2010, *A&A*, 518, A32
- Morelli L. et al., 2004, *MNRAS*, 354, 753
- Murray N., Quataert E., Thompson T. A., 2005, *ApJ*, 618, 569
- Nayakshin S., Wilkinson M. I., King A., 2009, *MNRAS*, 398, L54
- Neumayer N., Walcher C. J., 2012, *Advances in Astronomy*, 2012, 15
- Nguyen D. D., Seth A. C., Reines A. E., den Brok M., Sand D., McLeod B., 2014, *ApJ*, 794, 34
- Pfuhl O. et al., 2011, *ApJ*, 741, 108
- Pizzella A., Corsini E. M., Morelli L., Sarzi M., Scarlata C., Stiavelli M., Bertola F., 2002, *ApJ*, 573, 131
- Portaluri E., Corsini E. M., Morelli L., Hartmann M., Dalla Bontà E., Debattista V. P., Pizzella A., 2013, *MNRAS*, 433, 434
- Power C., Zubovas K., Nayakshin S., King A. R., 2011, *MNRAS*, 413, L110
- Quinlan G. D., 1996, *New Astronomy*, 1, 255
- Rossa J., van der Marel R. P., Böker T., Gerssen J., Ho L. C., Rix H.-W., Shields J. C., Walcher C.-J., 2006, *AJ*, 132, 1074
- Sakamoto K., Okumura S. K., Ishizuki S., Scoville N. Z., 1999, *ApJ*, 525, 691
- Sani E., Marconi A., Hunt L. K., Risaliti G., 2011, *MNRAS*, 413, 1479
- Sazonov S. Y., Ostriker J. P., Ciotti L., Sunyaev R. A., 2005, *MNRAS*, 358, 168
- Schinnerer E., Böker T., Emsellem E., Downes D., 2007, *A&A*, 462, L27
- Schinnerer E., Böker T., Emsellem E., Lisenfeld U., 2006, *ApJ*, 649, 181
- Scorza C., van den Bosch F. C., 1998, *MNRAS*, 300, 469
- Scott N., Graham A. W., 2013, *ApJ*, 763, 76
- Scott N., Graham A. W., Schombert J., 2013, *ApJ*, 768, 76
- Seifert W., Scorza C., 1996, *A&A*, 310, 75
- Seth A., Agüeros M., Lee D., Basu-Zych A., 2008a, *ApJ*, 678, 116
- Seth A. C., Blum R. D., Bastian N., Caldwell N., Debattista V. P., 2008b, *ApJ*, 687, 997
- Seth A. C., Dalcanton J. J., Hodge P. W., Debattista V. P., 2006, *AJ*, 132, 2539
- Sheth K., Vogel S. N., Regan M. W., Thornley M. D., Teuben P. J., 2005, *ApJ*, 632, 217

- Shlosman I., Frank J., Begelman M. C., 1989, *Nature*, 338, 45
- Silk J., Rees M. J., 1998, *A&A*, 331, L1
- Springel V., Di Matteo T., Hernquist L., 2005, *MNRAS*, 361, 776
- Syer D., Tremaine S., 1996, *MNRAS*, 282, 223
- Tremaine S. et al., 2002, *ApJ*, 574, 740
- Tremaine S. D., Ostriker J. P., Spitzer, Jr. L., 1975, *ApJ*, 196, 407
- Trujillo I., Erwin P., Asensio Ramos A., Graham A. W., 2004, *AJ*, 127, 1917
- Turner M. L., Côté P., Ferrarese L., Jordán A., Blakeslee J. P., Mei S., Peng E. W., West M. J., 2012, *ApJS*, 203, 5
- van den Bosch F. C., Jaffe W., van der Marel R. P., 1998, *MNRAS*, 293, 343
- Walcher C. J., Böker T., Charlot S., Ho L. C., Rix H.-W., Rossa J., Shields J. C., van der Marel R. P., 2006, *ApJ*, 649, 692
- Walcher C. J. et al., 2005, *ApJ*, 618, 237
- Wang J. et al., 2012, *MNRAS*, 423, 3486
- Wehner E. H., Harris W. E., 2006, *ApJ*, 644, L17
- Wozniak H., Combes F., Emsellem E., Friedli D., 2003, *A&A*, 409, 469
- Wyithe J. S. B., Loeb A., 2003, *ApJ*, 595, 614
- Younger J. D., Hopkins P. F., Cox T. J., Hernquist L., 2008, *ApJ*, 686, 815
- Zasov A. V., Moiseev A. V., 1999, in *IAU Symposium*, Vol. 194, *Activity in Galaxies and Related Phenomena*, Terzian Y., Khachikian E., Weedman D., eds., p. 279

