

Are Ultra Long Gamma Ray Bursts powered by black holes spinning down?

Antonios Nathanail^{1,2*} and Ioannis Contopoulos¹

¹*Research Center for Astronomy and Applied Mathematics, Academy of Athens, Athens 11527, Greece*

²*Section of Astrophysics, Astronomy and Mechanics, Department of Physics, University of Athens, Panepistimiopolis Zografos, Athens 15783, Greece*

Accepted . Received ; in original form

ABSTRACT

Gamma-ray bursts (GRBs) are violent explosions, coming from cosmological distances. They are detected in gamma-rays (also X-rays, UV, optical, radio) almost every day, and have typical durations of a few seconds to a few minutes. Some GRBs have been reported with extraordinary durations of 10^4 sec, the so-called Ultra Long GRBs. It has been debated whether these form a new distinct class of events or whether they are similar to long GRBs. According to Blandford & Znajek (1977), the spin energy of a rotating black hole can be extracted electromagnetically, should the hole be endowed with a magnetic field supported by electric currents in a surrounding disk. We argue that this can be the case for the central engines of GRBs and we show that the duration of the burst depends on the magnetic flux accumulated on the event horizon of the black hole. We thus estimate the surface magnetic field of a possible progenitor star, and we conclude that an Ultra Long GRB may originate from a progenitor star with a relatively low magnetic field.

Key words: gamma-ray bursts; ultra long GRBs; black holes; Blandford & Znajek;

1 INTRODUCTION

Gamma-ray bursts (hereafter GRBs), are cosmic flashes of gamma-rays, and consist some of the most energetic events ever detected, with luminosities exceeding 10^{50} erg/sec. Multi-wavelength observations of these enigmatic events allowed us to go deeper into the underlying physics (Gerhels & Ramirez-Ruiz 2009), but still a lot more work is needed to form a complete picture of them. Even more interesting are events that lasted a lot longer than the usual. Ultra Long GRBs have durations of 10^4 sec, when typical durations for long GRBs are a few seconds to a few minutes in the observer frame. Several Ultra Long Gamma-ray bursts have been reported (Levan et al. 2014, Evans et al. 2014, Gendre et al. 2013)¹.

A great amount of theoretical work has been invested in order to understand what is the central engine and the emission mechanism of GRBs. In recent years the question of the central engine has been put aside, while research focuses on the emission region, the emission mechanisms and the effort to understand all the characteristics of the light curves

and the spectra of the bursts (recent review Kumar & Zhang 2014). The idea of a black hole powering the burst is widely discussed for the so-called long-duration GRBs.

For the usual long GRBs, the progenitor of the burst is thought to be a Wolf-Rayet star. This is rather hard to verify since, by the time we detect the burst, the progenitor is not in its previous form. For Ultra Long GRBs, the idea of a blue supergiant (Gendre et al. 2013) is also put into play to explain the long lived duration, which is proposed to be due to the accretion of a massive hydrogen envelope (Nakauchi et al. 2013). In both models though, the resulting collapse to a compact object (black hole or neutron star) is inevitable.

The extraction of rotational energy from a black hole through the Blandford & Znajek mechanism (1977) has been studied in great depth. The black hole spins down and loses angular momentum, giving off electromagnetic (Poynting) energy that is somehow dissipated into high energy radiation. An important question is what is the timescale for the spin down. In the presence of strong magnetic fields this process will last for thousands of seconds, whereas for ultra strong magnetic field strengths it could last for only a fraction of a second (Lee et al. 2000, Contopoulos et al. 2014). As we will now see, the duration of the spin down is inversely

* E-mail: antonionitoni@hotmail.com

¹ <http://www.astro.caltech.edu/grbox/grbox.php> (online GRB catalog comments the very long ones).

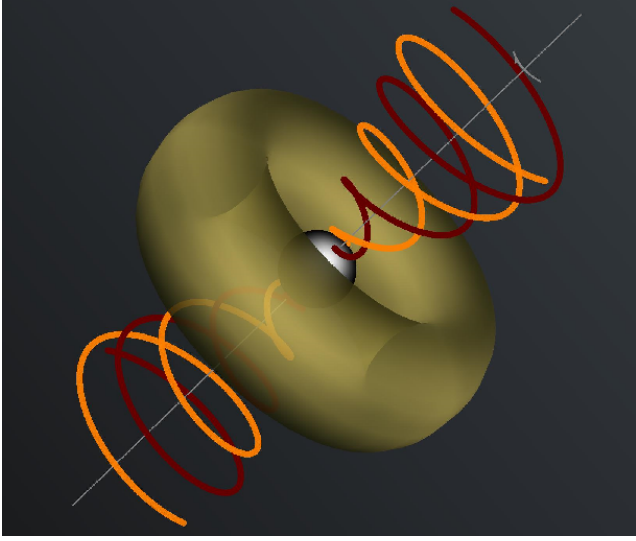


Figure 1. The structure of the magnetosphere close to the event horizon of a rotating black hole. Magnetic field lines (depicted in dark red and orange) based on the solutions of Nathanail & Contopoulos (2014). A massive torus of material (transparent) holds the magnetic flux on to the event horizon.

proportional to the square of the magnetic flux accumulated on the black hole event horizon.

2 BLACK HOLE SPIN DOWN

Let us consider a supermassive progenitor star whose core collapses and forms a rotating black hole. It is natural for the star to be magnetized. Highly conducting matter from the interior of the star will drive the advection of magnetic flux during the collapse. The material that is going to collapse will be strongly magnetized, and therefore its core will pass through a spinning magnetized neutron star stage. A certain amount of magnetic flux Ψ_m is then going to cross the horizon. An equatorial thick disk (torus) will form around the black hole due to the rotational collapse. A black hole cannot hold its own magnetic field, but the material from the thick disk will act as a barrier that will hold the magnetic flux initially advected.

As long as this is the case, the black hole will lose rotational/reducible energy at a rate

$$\dot{E} \approx -\frac{1}{6\pi^2 c} \Psi_m^2 \Omega^2, \quad (1)$$

and will thus spin down very dramatically (Blandford & Znajek 1977 for low spin parameters; Tchekhovskoy et al. 2010, Contopoulos et al. 2013, Nathanail & Contopoulos 2014 for maximally rotating black holes). Ω is the angular velocity of the black hole horizon. In principle, this procedure can extract almost all the available/reducible energy

$$E_{\text{rot}} = Mc^2 - M_{\text{irr}}c^2, \quad (2)$$

where M_{irr} is the irreducible black hole mass²

² $M_{\text{irr}} = \sqrt{A_H c^4 / 16\pi G^2}$ where A_H is the surface area of the black hole.

(Christodoulou & Ruffini 1971, Misner, Thorne & Wheeler 1973). The reader can check that the rotational energy of a $10M_\odot$ initially maximally rotating black hole is $E_{\text{rot}} \approx 5 \times 10^{54}$ erg, which is a rather extreme value for the total energy released in a GRB explosion (Komissarov, personal communication). However, if the black hole is e.g. rotating at 10% of maximum, then $E_{\text{rot}} \approx 2 \times 10^{52}$ erg which is much more reasonable for a GRB. It is clear that if we change the mass and the spin of the black hole, the energy it can give off spans more than three orders of magnitude.

In what follows, we will assume that the newly formed black hole is slowly rotating. Under that approximation, $M \approx \text{const.}$ and

$$E_{\text{rot}} \approx \frac{1}{8} Mc^2 \left(\frac{\Omega}{\Omega_{\text{max}}} \right)^2, \quad (3)$$

where $\Omega_{\text{max}} \equiv c^3/2\mathcal{G}M$ is the angular velocity of a maximally rotating black hole, and \mathcal{G} is the gravitational constant. The black hole will, therefore, spin down as

$$\dot{E} = \frac{\mathcal{G}^2 M^3}{2c^4} \frac{d(\Omega^2)}{dt}. \quad (4)$$

Equating eqs. (1) and (4) and solving for $\Omega = \Omega(t)$, we obtain

$$\dot{E} \propto e^{-t/t_{BZ}} \quad (5)$$

where

$$t_{BZ} \equiv \frac{3c^5}{16\mathcal{G}^2 B^2 M} = 50 \left(\frac{B}{10^{15} \text{ G}} \right)^{-2} \left(\frac{M}{10M_\odot} \right)^{-1} \text{ sec} \quad (6)$$

is the timescale for the spinning down procedure. We have defined here a typical value for the accumulated black hole magnetic field required by the Blandford-Znajek mechanism,

$$B = \frac{\Psi_m c^4}{4\pi \mathcal{G}^2 M^2}. \quad (7)$$

B can reach very high values during the core-collapse of a massive star, and for $B \sim 10^{15}$ G, the black hole spins down in a few hundred seconds. It is interesting to notice here that eq. (5) cannot distinguish between a black hole and a neutron star/magnetar with field lines that are held open by the surrounding material. Therefore, in principle, we cannot claim that exponential decay GRBs is definite proof for the presence of a central black hole (it is the same as pulsar spin down with braking index equal to unity). It is, however, a strong suggestion since, if a cavity around the central object expands sufficiently for a light cylinder to appear in it, a magnetar will follow the standard power law pulsar spindown which will be different from the exponential one that we are investigating in this work.

We will now argue that it is very reasonable for this magnetic field to be held in place by a massive disk/torus of material of mass M_d and angular momentum per unit mass l_d . A crude calculation of the force balance between the outward electromagnetic force, gravity and rotation yields

$$\frac{B^2}{r} r^3 \sim \frac{GMM_d}{r^2} - \frac{M_d l_d^2}{r^3} \quad (8)$$

where r is the radius and approximate height of the torus. If the disk is rotationally supported, eq. (8) does not allow for any extra magnetic field to be held in its interior. This could be the case for a progenitor star with relatively fast rotation.

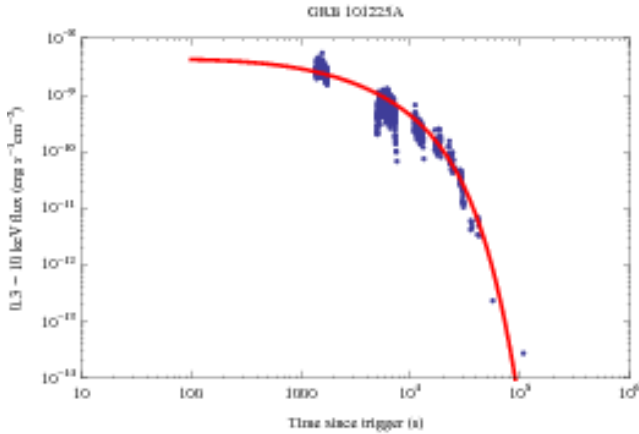


Figure 2. Ultra Long GRB 101225A light curve. Log-Log plot. The red curve is the theoretical exponential black hole spin down. Energy flux at 0.3 – 10 keV.

If, on the other hand, the progenitor star is not rotating as fast, a slowly rotating black hole may form at the center (as we argued above), while the rest of the left over stellar material may not have enough angular momentum to form a centrifugally supported disk around it (Woosley & Heger 2006). In that case, it is natural to imagine that the equilibrium described by eq. (8) is reached. One can easily check that, in order to support a magnetic field strength of $B \sim 10^{15}$ G for very small values of l_d , a torus of size $r \sim 2GM/c^2$ and mass $M_d \sim 10^{-5} M_\odot$ around a $10M_\odot$ black hole is all that is needed. For higher values of l_d one needs a higher torus mass to hold the same value of the magnetic field. Notice that we are not presently considering the stability of this configuration against e.g. Rayleigh-Taylor instability (Contopoulos & Papadopoulos 2012). We just assume that it survives for the duration of the black hole spin down that we propose we are observing in a GRB.

Our present discussion has an indirect implication for the so-called ‘efficiency’ of the Blandford-Znajek mechanism usually defined as

$$\eta = \frac{\dot{E}}{\dot{M}_d c^2} \quad (9)$$

(e.g. Tchekhovskoy, Narayan & McKinney 2011). Here, \dot{M}_d is the accretion rate in the disk of material around the central black hole, and numerical simulations have shown that η can even surpass unity (e.g. Tchekhovskoy & McKinney 2012)! This indirectly reveals the obvious fact that accretion is not sufficient to drive the system, and an extra source of energy (black hole rotation) is tapped. We have argued above that, in general, B is unrelated to \dot{M}_d , essentially decoupling the Blandford-Znajek mechanism from the accretion process. In that case, η can in principle reach infinitely large values in GRBs. On the other hand, in AGNs and X-ray binaries, it is customary to assume that B is held in place not by gravity but by accretion, which is itself linearly related to the mass of the central black hole. Only in this scenario does it make sense to define and calculate an efficiency for the Blandford-Znajek mechanism.

Many effects can modify the black hole electromagnetic spin down, making it difficult to discern its activation and evolution. GRB events may be ‘contaminated’ by extra

events that possibly take place during the spin down. One such possibility is that large enough mass infalls may result in sudden black hole spin ups, with subsequent different electromagnetic spin downs. Such secondary events will begin from a different peak of the light curve, thus it is difficult to estimate the new spin parameter that the spin down will start from. Also, if the massive disk is dispersed faster than the duration of the spin down, the accumulated magnetic flux Ψ_m will not be conserved, and the spin down evolution will not be exponential. Notice that the electromagnetic interaction with the torus formed around the black hole may result in an extra spin down that may too be linked to GRBs (van Putten et al. 2009).

The aforementioned calculation describes how the system loses energy in the form of electromagnetic Poynting flux, and does not account for the detailed radiation emission mechanisms. In Nathanail & Contopoulos (2014) we studied the structure of the magnetic field in the vicinity of the black hole (Fig. 1). We found that a generic feature of black hole magnetospheres is a poloidal electric current sheet that originates on the horizon and extends along the last open magnetic field line that crosses the horizon at the equator. Obviously $\gamma\gamma$ opacity will produce a great amount of electron-positron pairs near the horizon, and will prevent high energy radiation from escaping. Further out, as the current sheet is naturally collimated along the axis of rotation by the surrounding stellar material, it reaches the emission region where the opacity has fallen enough for radiation to escape. Our observational and theoretical experience from pulsars suggests that high energy radiation is expected to originate from reconnection processes that result in particle acceleration along the magnetospheric current sheet (Lyubarsky et al. 2001, Kalapotharakos et al. 2012, Sironi et al. 2014). We do expect a similar process in this generic black hole magnetospheric current sheet.

3 ULTRA LONG GRBS

According to the theoretical implications in the previous section, we searched the new population of Ultra Long GRBs (Levan et al. 2014) and looked for signs of overall black hole spin down as described mathematically by eq. (5). Many effects can modify the spin down in the violent environment of a GRB (e.g. mass infalls that result in sudden black hole spin ups), making it difficult to discern its activation and evolution. Notice that we focus on black hole spin down since other alternatives such as neutrino annihilation (Leng & Giannios 2014) fail to explain the observed energetics of Ultra Long GRBs.

GRB 101225A (the ‘Christmas-day burst’): It is located at redshift $z = 0.847$. *Swift* saw this source from the very beginning of its activity, after one *Swift* orbit (90 min) the source was still active suggesting a very long duration. This burst is reported as an Ultra Long GRB with T_{90}^3 more than 1377 sec (Campana et al. 2011, Thone et al. 2011). The *Swift* XRT light curve are taken from the *Swift* /XRT

³ T_{90} is the time since BAT triggered till the time that 90% of the counts are detected. Therefore, it is an instrument dependent measure. Other measurements have been proposed to define the time of central engine activity (Zhang et al. 2014).

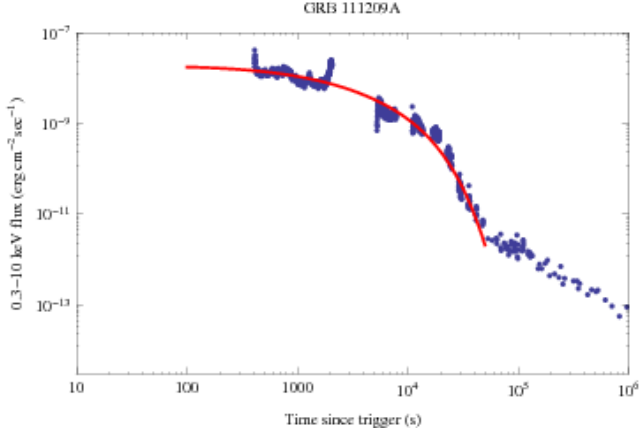


Figure 3. Ultra Long *GRB* 111209A light curve. Log-Log plot. The red curve is the theoretical exponential black hole spin down. Energy flux at 0.3 – 10 keV.

team website (Evans et al. 2009) at the UK Swift Science Data Centre (UKSSDC). Our theoretical fit for the black hole spin down (eq. 5) yields the red curve in figure 3.

GRB 111209A: As BAT (the instrument of the *Swift* satellite that detects in the energy band 15 – 350 keV and triggers for possible GRBs) was not looking at the part of the sky from which this GRB arrived, it was triggered after 150 sec of the actual time that this event was detectable (shown by the Konus-Wind instrument Hoversten et al. 2011). It is located at redshift of $z=0.677$ (Vreeswijk et al. 2011). This burst is reported as an Ultra Long GRB with T_{90} around 800 sec. The total duration of the GRB activity is somewhat different from T_{90} , for this burst lasts for more than 20000 sec (Gendre et al. 2013). The *Swift* XRT light curves are taken from the Swift /XRT team website (Evans et al. 2009) at the UK Swift Science Data Centre (UKSSDC). We fit the light curve with our theoretical function (eq. 5). As data are sparse, we do not expect the theoretical curve to pass from all points but rather to show that they are following this prescription and that the system is losing energy according to this loss rate. As we discussed before, we do not intent to fit all the flares (such as the one at around 400 sec and another around 2000 sec) of the light curve with a multi-segment power law, but rather to follow the decrease in the energy flux with one function which has a physical interpretation. In figures 3 & 4 we show the light curve of *GRB* 111209A (energy flux at 0.3 – 10 keV) together with our theoretical exponential fit. The plot in figure 4 is linear in time, and shows clearly that around 50000 sec the energy flux stops decreasing and enters a plateau phase where the flux seems constant for the next 50000 sec. At this point it seems that either the black hole continues to spin down but other mechanisms cover its further evolution, either we are entering an afterglow activity possibly dominated by external shocks.

The third candidate (namely *GRB* 121027A) of the new population of Ultra Long GRBs (Levan et al. 2014) has a more complicated structure. The signs of exponential black hole spin down are still evident, but the light curve, especially the big X-ray flare at 10^3 sec, needs further analysis (Wu et al. 2013). That is why we decided not to include it here.

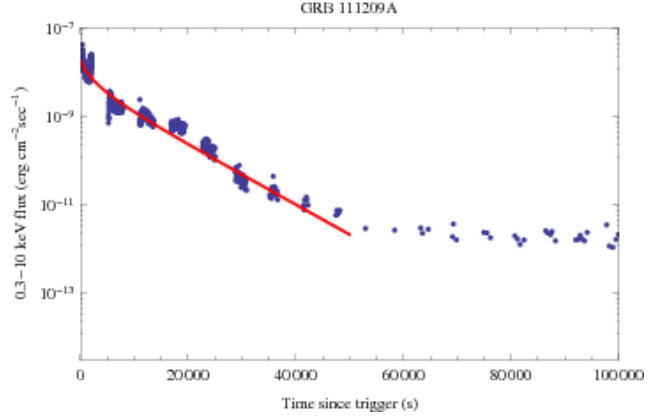


Figure 4. Ultra Long *GRB* 111209A light curve. Log-Linear plot. Around 50000 sec the flux becomes constant. We believe that we can follow the spin down of the black hole till that time. The red curve is the theoretical exponential black hole spin down. Energy flux at 0.3 – 10 keV.

Our fit of the light curve allows us to estimate t_{BZ} , which is a really important physical parameter. Knowing t_{BZ} , we can estimate the strength of the magnetic field in the vicinity of the black hole. This can give us an estimate for the actual strength of the magnetic field on the surface of the star before the collapse and compare our findings with Wolf-Rayet polarization measurements and magnetic field estimations. By fitting eq. (5) to the light curve and correcting for cosmological redshift, we find that $t_{BZ} \approx 3400$ sec for *GRB* 101225A and $t_{BZ} \approx 3600$ sec for *GRB* 111209A. We emphasize once again that t_{BZ} is different from T_{90} (which is detector dependent) and gives the timescale of the spin down. The time that this exponential decay ends (when the energy flux enters a plateau phase) can be related with a one to one correspondence with t_{burst} defined in Zhang et al. (2014). As t_{BZ} is almost the same for the two bursts we will continue with a single discussion covering both cases.

<i>GRB</i>	t_{BZ} (sec)
101225A	3400 (± 270)
111209A	3600 (± 260)

In order to continue our estimations, we assume that the black holes formed after the core collapse have masses of $10M_{\odot}$. This is a natural choice if the progenitor star is 25 – 40 M_{\odot} (Heger et al. 2003). Applying these values to eq. (6), we find that the estimated magnetic field on the event horizon is

$$B \approx 10^{14} \text{ G}. \quad (10)$$

While collapsing, the conducting matter of the stellar interior brings this flux to the event horizon. Due to magnetic flux conservation we have

$$Br^2 = B_{\star}r_{\star}^2, \quad (11)$$

where B_{\star} and r_{\star} is the surface magnetic field and the radius of the star respectively. A typical radius for a Wolf-Rayet star is 10^{12} cm (Crowther 2007), in which case eq. (11) yields $B_{\star} \sim 10^2$ G. Notice that this estimate does not take into

account possible dynamo magnetic field amplification under the cataclysmic conditions in the collapsing environment, as discussed in the literature (Obergaullinger et al. 2009). If we assume an extra three orders dynamo field amplification our estimate of the surface magnetic field may be as low as $B_* \sim 0.1$ G.

According to a study of circular polarization and a search for magnetic fields in Wolf-Rayet stars, the most probable field strength in the observable part of its stellar wind is likely on the order of 10 to 100 G. Magnetic fields values of 22 – 128 G have been reported in the stellar winds of Wolf-Rayet stars (de la Chevrotière et al. 2014). These magnetic field estimations are obtained from measurements of emission lines in the stellar winds and not on the stellar surface. At visible wavelengths, the stellar surface of Wolf-Rayet stars is hidden by a dense nebula. The corresponding surface value of the magnetic field must be much higher than the observed estimated values. In order to compare with observations we need to estimate the magnetic field in the stellar wind where the field is stretched into a monopole configuration and drops as $1/r^2$ with distance. Under this assumption, the magnetic field in the stellar wind, ten stellar radii from the surface, would be on the order 0.001 to 1 G. This calculation leads us to believe that these bursts may very well be coming from a progenitor Wolf-Rayet star of a really low magnetic field strength and this may be the reason of its ultra long duration.

The above estimates were obtained with the physical image of a Wolf-Rayet star discussed extensively in the GRB literature (Woosley & Bloom 2006). Even if our model for the progenitor star changes, our proposition that the duration of these bursts depends on the magnetic field will still hold. The idea that magnetic flux is the principal parameter that sets the luminosity of a GRB is discussed also in Tchekhovskoy & Giannios (2015), although in their case the central engine turns-off when the steep decline stage starts.

4 CONCLUSION

Our results suggest that the duration of the central engine's activity depends on the magnetic flux accumulated on the event horizon of the newly formed black hole after the core collapse of a supermassive star. This in turn depends on the surface magnetic field of the progenitor star. Based on these ideas we suggest that Ultra Long GRBs lie in the same class together with the usual long GRBs, and their extraordinary duration is due to the low surface magnetic field of the progenitor star.

ACKNOWLEDGEMENTS

We acknowledge discussions with Serguei Komissarov, Jonathan McKinney, and the referee Dimitris Giannios. This work made use of data supplied by the UK Swift Science Data Centre at the University of Leicester, and was supported by the General Secretariat for Research and Technology of Greece and the European Social Fund in the framework of Action 'Excellence'.

REFERENCES

- Blandford R. D., & Znajek R. 1977, MNRAS **179**, 433
 Campana S. et al. 2011 Nature **480**, 69
 Christodoulou D., & Ruffini R. 1971, PhRvD **4**, 3552
 Contopoulos I., Kazanas D., & Papadopoulos D. B. 2013 ApJ **765**, 113
 Contopoulos I., Nathanail A., & Pugliese D. 2014 ApJ **780**, 5
 Contopoulos I., & Papadopoulos D. B. 2012 MNRAS **425**, 147
 Crowther P. A. 2007, ARA & A **45**, 177
 de la Chevrotière A., St-Louis N., & Moffat A. F. J. 2014, ApJ **781**, 20
 Evans P. A. et al. 2009, MNRAS **397**, 1177
 Evans P.A. et al. 2014, MNRAS **444**, 250
 Gehrels N., Ramirez-Ruiz E., & Fox D. B. 2009, ARA& A **47**, 567
 Gendre B. et al. 2013 ApJ **766**, 30
 Heger A., Fryer C. L., Woosley S. E., Langer N., & Hartmann D. H. 2003, ApJ **591**, 288
 Hoversten E. A. et al. 2011, GCN 12632
 Kalapotharakos C., Kazanas D., Harding A., & Contopoulos I. 2012, ApJ **749**, 2
 Kumar P., & Zhang B. 2014, arXiv1410.0679
 Lee H. K., Wijers R. A. M. J., & Brown G. E. 2000, PhR **325**, 83
 Levan A. J. et al. 2014, ApJ **781**, 13
 Leng, M. & Giannios, D. 2014, MNRAS **445**, 1
 Lyubarsky Y., & Kirk J. G. 2001, ApJ **547**, 437
 Misner, C. W., Thorne, K. S., & Wheeler, J. A. 1973 (San Francisco: W.H. Freeman and Co.)
 Nakauchi D. et al. 2013 ApJ **778**, 67
 Nathanail A., & Contopoulos I. 2014, ApJ **788**, 186
 Obergaullinger M., Cerd-Durn P., Miller E., & Aloy M. A. 2009, A& A **498**, 2410
 Sironi L., & Spitkovsky A. 2014, ApJ **783**, 21
 Tchekhovskoy A., & Giannios D. 2015, MNRAS **447**, 327
 Tchekhovskoy A., Narayan R., & McKinney J. C. 2010 ApJ **711**, 50
 Thone C. C. et al. 2011 Nature **480**, 72
 van Putten M. H. P. M., & Gupta A. C. 2009, MNRAS **394**, 2238
 Vreeswijk P., Fynbo J., & Melandri A. 2011, GCN 12648
 Woosley S. E., & Bloom J. S. 2006, ARA & A **44**, 507
 Wu X. F., Hou S. J., & Lei W. H. 2013, ApJ **767**, 36
 Zhang B., Zhang B., Murase K., Connaughton V., & Briggs M. S. 2014, ApJ **787**, 66