

POSITIVE AND NEGATIVE MASS SOLITONS IN SPIN-ORBIT COUPLED BOSE-EINSTEIN CONDENSATES

V. ACHILLEOS¹, D.J. FRANTZESKAKIS^{1,*}, P.G. KEVREKIDIS², P. SCHMELCHER^{3,4},
J. STOCKHOFE³

¹Department of Physics, University of Athens, Panepistimiopolis, Zografos, Athens 157 84, Greece

²Department of Mathematics and Statistics, University of Massachusetts,
Amherst, MA 01003-9305, USA

³ Zentrum für Optische Quantentechnologien, Universität Hamburg,
Luruper Chaussee 149, 22761 Hamburg, Germany

⁴The Hamburg Centre for Ultrafast Imaging, Luruper Chaussee 149, 22761 Hamburg, Germany

*Corresponding author E-mail: dfrantz@phys.uoa.gr

Compiled April 4, 2024

We present a unified description of different types of matter-wave solitons that can emerge in quasi one-dimensional spin-orbit coupled (SOC) Bose-Einstein condensates (BECs). This description relies on the reduction of the original two-component Gross-Pitaevskii SOC-BEC model to a single nonlinear Schrödinger equation, via a multiscale expansion method. This way, we find approximate bright and dark soliton solutions, for attractive and repulsive interatomic interactions respectively, for different regimes of the SOC interactions. Beyond this, our approach also reveals “negative mass” regimes, where corresponding “negative mass” bright or dark solitons can exist for repulsive or attractive interactions, respectively. Such a unique opportunity stems from the structure of the excitation spectrum of the SOC-BEC. Numerical results are found to be in excellent agreement with our analytical predictions.

Key words: Solitons, multicomponent condensates, spin-orbit coupling.

1. INTRODUCTION

The recent experimental realization of spin-orbit coupling (SOC) of neutral atoms in Bose-Einstein condensates (BECs) [1–3] and fermionic gases [4, 5] paved the way for a new era of studies in cold atom physics. Indeed, these recent developments suggested the opportunity that many fundamental phenomena of condensed-matter or even high-energy physics can be simulated in cold atom systems. Striking features such as *Zitterbewegung* have already been observed in experiments [6, 7], while proposals for the study of quantum spin Hall effect [8], topological quantum phase transitions in Fermi gases [9], or even chiral topological superfluid phases [10], have also been reported. It is thus clear that the perspectives are very promising: indeed, currently available experimental techniques allow the creation of versatile effective gauge potentials in ultracold atoms, Abelian or even non-Abelian, relevant not only to condensed-matter physics but also to the understanding of interactions

between elementary particles (for relevant reviews on this subject cf. Refs. [11, 12]).

Although many effects related to SOC-BECs can be explored and understood in the linear (non-interacting) limit, there has also been much interest in the study of purely nonlinear effects and, in particular, in localized nonlinear excitations that may be supported by SOC. This way, topological structures such as skyrmions [13], vortices [14], and Dirac monopoles [15], as well as coherent structures in the form of dark [16, 17] or gap [18], and bright [19, 20] solitons (for repulsive and attractive interatomic interactions, respectively) have been studied in SOC-BECs. Solitonic structures have already been investigated extensively in single- and multi-component BECs (see, e.g., the reviews [21, 22]); nevertheless, the above mentioned recent studies have shown that the presence of SOC enriches significantly the possibilities regarding the structural form of solitons, as well as their stability and dynamical properties. As an example, we note the recent work [23], where beating dark-dark solitons, that occupy both energy bands of the spectrum of a SOC-BEC and may perform *Zitterbewegung* oscillations, were predicted to occur. Interestingly, the solitonic structures studied in Ref. [23], are embedded families of bright, twisted or higher excited solitons inside a dark soliton which, as well, are only possible due to the structure of the energy spectrum of SOC-BECs. Moreover, phenomena stemming from the interplay of SOC with additional manipulation capabilities available in BECs such as optical lattices or Raman coupling fields are presently under intense investigation. Canonical examples thereof can be seen in the manifestation of dynamical instabilities of excitations in the vicinity of a band gap [24] of optical lattices, or in the demonstration of a Dicke-type quantum phase transition, by changing the Raman coupling strength between a spin-polarized and a spin-balanced phase, in analogy to quantum optics [25].

It is the purpose of this work to provide a unified description of different types of solitons that may occur in either attractive or repulsive quasi one-dimensional (1D) SOC-BECs. Our methodology relies on the study of soliton solutions of an effective scalar nonlinear Schrödinger (NLS) equation: this can be derived from the system of the two coupled Gross-Pitaevskii equations describing the SOC-BEC via a multiscale expansion method. We first find either dark or bright soliton solutions, for repulsive or attractive interactions, respectively, of amplitudes and widths depending on the SOC parameters. These solitons may be formed in either of the two regions of the excitation energy spectrum, where the lowest energy band has either a single- or a double-well structure; so-called “striped” solitons, in the region where the double-well of the spectrum is symmetric, are shown to be possible, too. The above mentioned types of solitonic structures will be called hereafter “positive mass solitons”, to distinguish them from the possibility of “negative mass” ones introduced in the following.

Indeed, interestingly enough, our analytical approach reveals the existence of

“negative mass” parametric regions, meaning that the sign of the kinetic energy term (the dispersion coefficient in the effective NLS model) becomes inverted. In such negative mass regions, we show that bright or dark solitons can be formed in SOC-BEC with repulsive or attractive interactions, respectively. Pertinent solitonic structures will be called hereafter “negative-mass solitons”. Notice that such solitons cannot exist in usual single-component BECs described by a scalar NLS model: there, bright (dark) matter-wave solitons are formed only for BEC with attractive (repulsive) interactions, respectively [26]. Instead, bright solitonic structures, for instance, can only exist as *gap solitons* in repulsive BECs loaded in an optical lattice potential, where the effective mass also changes sign (becomes negative) at the edge of the first Brillouin zone [27]; for a theoretical proposal of the extension of such states in SOC-BECs, see, e.g., [18]. Thus, our results suggest an alternative method of “dispersion management” of matter-waves based on the SOC effect (as previous proposals relied on the use of optical lattices [28]).

2. THE MODEL AND ITS ANALYTICAL CONSIDERATION

We consider the case of a quasi-1D SOC-BEC, confined in a trap with longitudinal and transverse frequencies, ω_x and ω_\perp , such that $\omega_x \ll \omega_\perp$. In the framework of mean-field theory, this system is described by the energy functional [1, 29]:

$$\mathcal{E} = \Psi^\dagger \mathcal{H}_0 \Psi + \frac{1}{2} (g_{11} |\psi_1|^4 + g_{22} |\psi_2|^4 + 2g_{12} |\psi_1|^2 |\psi_2|^2), \quad (1)$$

where $\Psi \equiv (\psi_1, \psi_2)^T$, and the condensate wavefunctions $\psi_{1,2}$ are the two pseudo-spin components of the BEC. Furthermore, the single particle Hamiltonian \mathcal{H}_0 in Eq. (1) reads:

$$\mathcal{H}_0 = \frac{1}{2m} (\hat{p}_x + k_L \hat{\sigma}_z)^2 + V_{\text{tr}}(x) + \Omega \hat{\sigma}_x + \delta \hat{\sigma}_z, \quad (2)$$

where $\hat{p}_x = -i\hbar\partial_x$ is the momentum operator in the longitudinal direction, m is the atomic mass, and $\hat{\sigma}_{x,z}$ are the Pauli matrices. The SOC terms are characterized by the wavenumber k_L of the Raman laser which couples the two components, and the strength of the coupling Ω . Moreover, δ is an energy shift due to the detuning from Raman resonance. The external trapping potential $V_{\text{tr}}(x)$, is assumed to be of the usual parabolic form, $V_{\text{tr}} = (1/2)m\omega_x^2 x^2$. Finally, the effective 1D coupling constants g_{ij} are given by $g_{ij} = 2\hbar\omega_\perp \alpha_{ij}$, where α_{ij} are the s-wave scattering lengths; below, we will present results for both attractive ($\alpha_{ij} < 0$) and repulsive ($\alpha_{ij} > 0$) interatomic interactions.

Using Eq. (1), we can obtain the following dimensionless equations of motion:

$$i\partial_t\psi_1 = \left(-\frac{1}{2}\partial_x^2 - ik_L\partial_x + V_{\text{tr}} + \sigma(|\psi_1|^2 + \beta|\psi_2|^2) + \delta\right)\psi_1 + \Omega\psi_2, \quad (3)$$

$$i\partial_t\psi_2 = \left(-\frac{1}{2}\partial_x^2 + ik_L\partial_x + V_{\text{tr}} + \sigma(\beta|\psi_1|^2 + |\psi_2|^2) - \delta\right)\psi_2 + \Omega\psi_1, \quad (4)$$

where energy, length, time and densities are measured in units of $\hbar\omega_\perp$, a_\perp (which is equal to $\sqrt{\hbar/m\omega_\perp}$), ω_\perp^{-1} , and α_{11} , respectively, and we have also used the transformations $k_L \rightarrow a_\perp k_L$, $\Omega \rightarrow \Omega/(\hbar\omega_\perp)$ and $\delta \rightarrow \delta/(\hbar\omega_\perp)$. Notice that we have also assumed that the intraspecies scattering lengths are identical, $\alpha_{11} = \alpha_{22}$; this way, parameter σ , defined as $\sigma \equiv \text{sgn}(\alpha_{11}) = \text{sgn}(\alpha_{22}) = \pm 1$, corresponds to repulsive and attractive intra-species interactions, respectively, while $\beta = \alpha_{12}/|\alpha_{11}|$. Finally, the trapping potential in Eqs. (3)-(4) is now given by $V_{\text{tr}}(x) = (1/2)\omega_{\text{tr}}^2 x^2$, where $\omega_{\text{tr}} = \omega_x/\omega_\perp \ll 1$. To a first approximation, when sufficiently weak, the trapping potential can be neglected. Thus, below we will only consider the homogeneous case, i.e., $V_{\text{tr}} = 0$ (nevertheless, we have checked that the results do not change qualitatively upon including the parabolic trap – see also Refs. [17, 19]).

Below we will use the following parameter values: $k_L = 8$ for the Raman wavenumber, $\Omega \in [0, 120]$ for the normalized Raman coupling strength, which are relevant to the experiments of Ref. [1]. Finally, for our analytical considerations, β will be treated as an arbitrary (positive) parameter. In fact, for the hyperfine states of ^{87}Rb commonly used in today's SOC-BEC experiments this parameter takes values $\beta \approx 1$, due to the fact that the inter- and intra-species scattering lengths take approximately the same values. For this reason, in the simulations that we will present below, this parameter is fixed to the value $\beta = 1$; nevertheless, we have confirmed that physically relevant deviations from this value do not alter qualitatively the results.

We now use a multiscale perturbation method to reduce the system of Eqs. (3)-(4) to a scalar NLS equation. Such a reduction will allow us to derive approximate analytical bright and dark soliton solutions, depending on the type of the interactions. To proceed, we introduce the ansatz:

$$\Psi = \sum_{n=1}^{\infty} \epsilon^n \mathbf{u}_n e^{i(kx - \mu t)} \equiv \sum_{n=1}^{\infty} \epsilon^n \begin{pmatrix} U_n \\ V_n \end{pmatrix} \phi_n e^{i(kx - \mu t)}, \quad (5)$$

where the vectors $\mathbf{u}_n = [U_n, V_n]^T \phi_n$ are composed by the coefficients U_n and V_n and the unknown field envelopes $\phi_n \equiv \phi_n(T, X)$. The latter are assumed to be functions of the slow variables $T = \epsilon^2 t$ and $X = \epsilon(x - vt)$, where v is the velocity (to be determined). Additionally, k is the momentum, $\mu = \omega + \epsilon^2 \omega_0$ the chemical potential; here, ω is the energy in the linear limit, $\epsilon^2 \omega_0$ is a small deviation about this energy ($\epsilon \ll 1$), and $\omega_0/\omega = \mathcal{O}(1)$. Introducing Eq. (5) into Eqs. (3)-(4), we derive the

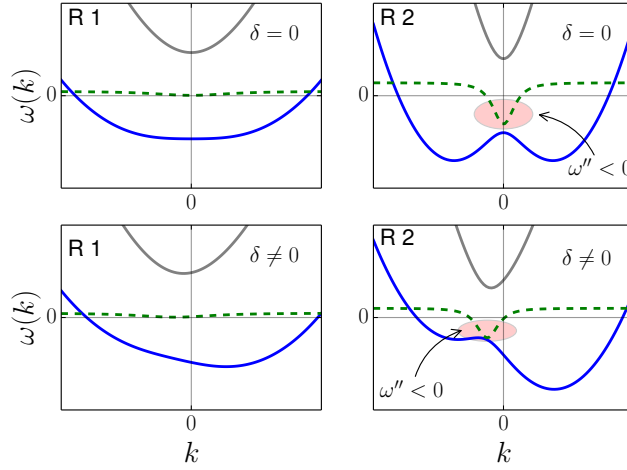


Fig. 1 – (Color online) Sketches of the linear energy spectrum $\omega(k)$ for Region 1 and Region 2, denoted by R 1 and R 2; cf. left and right panels, respectively. Top (bottom) panels correspond to $\delta = 0$ ($\delta \neq 0$), and dashed lines depict the group velocity dispersion $\omega''(k)$ of the lower band.

following set of equations at orders $\mathcal{O}(\epsilon)$, $\mathcal{O}(\epsilon^2)$ and $\mathcal{O}(\epsilon^3)$, respectively:

$$\mathbf{W}\mathbf{u}_1 = 0, \quad (6)$$

$$\mathbf{W}\mathbf{u}_2 = i\mathbf{W}_0\partial_X\mathbf{u}_1, \quad (7)$$

$$\mathbf{W}\mathbf{u}_3 = i\mathbf{W}_0\partial_X\mathbf{u}_2 - \left(i\partial_T + \frac{1}{2}\partial_X^2 - \mathbf{A} + \omega_0\right)\mathbf{u}_1, \quad (8)$$

where $\mathbf{W}_0 = (\mathbf{W} - \omega\mathbf{1})'$ (primes denote hereafter differentiation with respect to k), while matrices \mathbf{W} and \mathbf{A} are:

$$\mathbf{W} = \begin{bmatrix} \omega - k^2/2 - kk_L - \delta & -\Omega \\ -\Omega & \omega - k^2/2 + kk_L + \delta \end{bmatrix}, \quad (9)$$

$$\mathbf{A} = \begin{bmatrix} \sigma(|U_1|^2 + \beta|V_1|^2) & 0 \\ 0 & \sigma(\beta|U_1|^2 + |V_1|^2) \end{bmatrix}. \quad (10)$$

At $\mathcal{O}(\epsilon)$, the solvability condition $\det \mathbf{W} = 0$ yields the linear excitation energy spectrum

$$\omega = \omega_{\pm}(k) = \frac{1}{2}k^2 \pm \sqrt{(kk_L + \delta)^2 + \Omega^2}, \quad (11)$$

which consists of two different bands, the upper and lower one, as shown in Fig. 1.

The lower band of the spectrum ω_- has a single local minimum for $\Omega/k_L^2 > 1$,

and two local minima for $\Omega/k_L^2 < 1$; respective regions of the parameter space will be called hereafter “Region 1” and “Region 2” respectively (cf. left and right panels of Fig. 1). Notice that for $\delta = 0$ the spectrum is symmetric with respect to $k = 0$, while for $\delta \neq 0$ this symmetry is broken (cf. top and bottom panels of Fig. 1). We should also mention, at this point, that below we will focus on nonlinear states, in the form of matter-wave solitons, corresponding to the lower energy band (ground state). However, as shown in Ref. [23], solitons may also exist in an excited state occupying simultaneously both energy bands [30]. Finally, at the same order $\mathcal{O}(\epsilon)$, the compatibility condition of Eq. (6) yields:

$$\mathbf{u}_1 = \begin{pmatrix} 1 \\ Q \end{pmatrix} \phi_1(X, T), \quad (12)$$

where the parameter Q is given by:

$$Q = Q(\omega, k) \equiv \frac{1}{\Omega} \left(\omega - \frac{1}{2}k^2 - k k_L - \delta \right). \quad (13)$$

Notice that the above parameter sets the left and right eigenvectors of \mathbf{W} at eigenvalue 0, given by $\mathbf{L} = [1, Q]$ and $\mathbf{R} = [1, Q]^T$, respectively.

Next, at the order $\mathcal{O}(\epsilon^2)$, the compatibility condition of Eq. (7), $\mathbf{L}\mathbf{W}_0\mathbf{R} = 0$, fixes v at the group velocity, $v = \omega'(k)$, yielding the explicit condition

$$v = k - k_L \frac{Q^2 - 1}{Q^2 + 1}. \quad (14)$$

This means that solutions for ϕ in the lower energy band may be either *static* for $k = k_{\min}$ (choosing a minimum k_{\min} of the dispersion where the group velocity vanishes), or *moving* for $k \neq k_{\min}$. Note that, in the following, both static and moving soliton solutions will be presented. At the same order, we also obtain the form of the solution for \mathbf{u}_2 :

$$\mathbf{u}_2 = -i \begin{pmatrix} 1 \\ Q' \end{pmatrix} \partial_X \phi_1(X, T). \quad (15)$$

Finally, the compatibility condition for Eq. (8) at $\mathcal{O}(\epsilon^3)$, together with Eqs. (12) and (15), yields the following scalar NLS equation for the unknown field ϕ_1 :

$$i\partial_T \phi = -\frac{1}{2}\omega''\partial_X^2 \phi + \sigma\nu|\phi|^2\phi - \omega_0\phi. \quad (16)$$

where the subscript has been omitted for convenience, while parameter ν is given by:

$$\nu(k) = \frac{Q^4 + 2\beta Q^2 + 1}{1 + Q^2}, \quad (17)$$

and it is always positive, since parameter Q [cf. Eq. (13)] is real (note that here we have assumed that $\beta > 0$). The above NLS model plays a central role in our analysis, as it will be used below for the derivation of various soliton families.

3. SOLITON SOLUTIONS

The sign of the nonlinearity and dispersion coefficients of the above effective NLS model is crucial in determining the types of solitons that can be supported: for $\omega''\sigma > 0$ the solitons are dark, while for $\omega''\sigma < 0$ the solitons are bright. Obviously, the sign of the nonlinearity coefficient depends only on the type of interatomic interactions: $\sigma = \pm 1$ for repulsive and attractive interactions, respectively.

On the other hand, let us take a closer look at the dispersion coefficient $\omega'' \equiv \partial^2\omega/\partial k^2$, which can also be viewed as the inverse of the effective mass, i.e., $\omega'' \propto m_{\text{eff}}^{-1}$ (see, e.g., Refs. [27, 28]). The dependence of this coefficient on momentum k is depicted by the dashed lines in Fig. 1. It is observed that in the lower energy band, in both Regions 1 and 2, and for $k = k_{\min}$ (where group velocity is zero, as mentioned above), one has always $\omega'' > 0$. This indicates the existence of “positive mass” stationary dark (bright) solitons in SOC-BECs with repulsive (attractive) interactions. Positive mass moving solitons can exist as well, featuring a finite group velocity that can be found for $k \neq k_{\min}$. Notice that dark solitons exist inside the linear band ($\omega_0 > 0$), while the bright solitons are found in the infinite gap below the lower energy band ($\omega_0 < 0$); this can be readily seen by the stationary form of Eq. (16), corresponding to $\partial_T\phi = 0$.

On the other hand, in Region 2, there exist intervals of momenta (depicted by the ellipses in the right panels of Fig. 1) where $\omega'' < 0$. Thus, also “negative mass” moving dark (bright) solitons can exist in SOC-BECs with attractive (repulsive) interactions.

We now proceed by presenting different types of exact soliton solutions of Eq. (16) and corresponding approximate soliton solutions of the original system of Eqs. (3)-(4). We will also study the solitons’ properties by means of direct numerical simulations.

3.1. POSITIVE MASS SOLITONS

We start with the case of positive mass solitons, which may be either stationary (exhibiting a momentum $k = k_{\min}$ at the minima of the energy spectrum where the group velocity v vanishes) or moving (for momenta $k \neq k_{\min}$), as mentioned above.

For repulsive interactions, $\sigma > 0$, we may write the dark soliton solution of Eq. (16), with $\omega_0 > 0$, in the form [21, 26]:

$$\phi_d = \sqrt{\omega_0/\nu} (\cos\theta \tanh z_d + i \sin\theta), \quad (18)$$

where $z_d = \sqrt{\omega_0/\omega''} \cos\theta [X - X_0(T)]$; here, $X_0(T)$ is the soliton center, while the so-called soliton phase angle θ controls the soliton amplitude, $\sqrt{\omega_0/\nu} \cos\theta$, and soliton velocity in the slow time scale T through the equation $dX_0/dT = \sqrt{\omega_0/\omega''} \sin\theta$. Notice that the above soliton solution is characterized by two free parameters, one for the background, ω_0 , and one for the soliton, θ .

For attractive interactions, $\sigma > 0$, a bright soliton solution of Eq. (16), with $\omega_0 < 0$, may be written as:

$$\phi_b = \eta \operatorname{sech} z_b \exp(i\kappa X), \quad (19)$$

where $z_b = \eta \sqrt{\nu/\omega''} [X - X_0(T)]$; here, η is the soliton amplitude which is connected with the parameter ω_0 through the relation $\omega_0 = (\kappa^2 + \eta^2 \nu/\omega'')/2$, $X_0(T)$ is the soliton center, while the wavenumber κ is connected with the soliton velocity through $dX_0/dT = \omega'' \kappa$. As in the previous case, the above soliton solution has two free parameters, ω_0 and κ .

Having found the solutions of Eq. (16), we may write the approximate stationary soliton solutions for the two components of the SOC-BEC, in the original coordinates as follows:

$$\begin{pmatrix} \psi_1 \\ \psi_2 \end{pmatrix} \approx \begin{pmatrix} 1 \\ Q \end{pmatrix} \epsilon \sqrt{\omega_0/\nu} (\cos\theta \tanh z_d + i \sin\theta) \exp[ikx - i(\omega + \epsilon^2 \omega_0)t], \quad (20)$$

$$\begin{pmatrix} \psi_1 \\ \psi_2 \end{pmatrix} \approx \begin{pmatrix} 1 \\ Q \end{pmatrix} \epsilon \eta \operatorname{sech} z_b \exp[i(k + \epsilon \kappa)x - i(\omega - \epsilon^2 \omega_0)t], \quad (21)$$

for the dark and bright solitons respectively; recall that Q depends on k [or ω , as per the dispersion relation (11)].

Another family of soliton solutions can also be found as follows. In Region 2, and for $\delta = 0$ (see top right panel of Fig. 1), there exist two degenerate minima at specific values of momenta, say k_c and $-k_c$, for which two different nonlinear solutions can be obtained, as per the asymptotic analysis presented above. However, in the linear limit, a superposition of these states is also a solution with the same energy. Using a continuation argument, it turns out to be possible to find a nonlinear solution as well. In the case $\delta = 0$ and $\beta = 1$, we may employ the symmetry of Eqs. (3)-(4), namely $\psi_1 = -\bar{\psi}_2$ (bar denotes complex conjugation), and find approximate solutions of the original equations in the form:

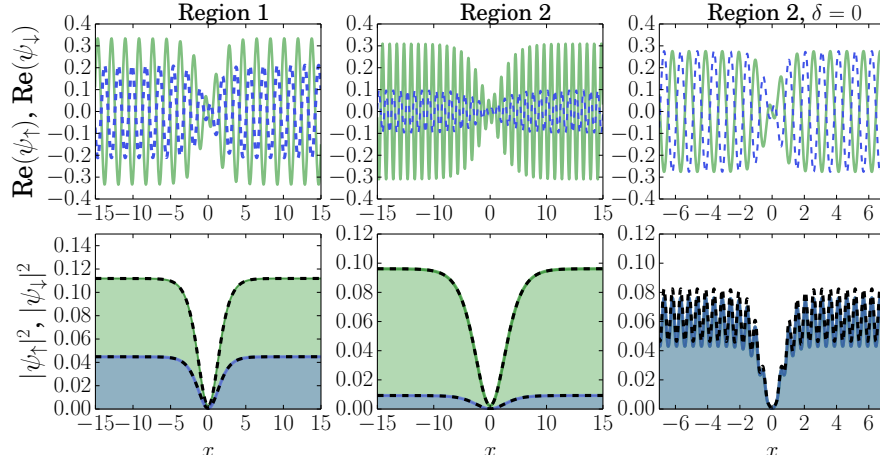


Fig. 2 – (Color online) Positive mass dark solitons for $\sigma = +1$. In the top panels shown are the real parts of $\psi_{1,2}$, while the bottom panels depict the densities of the two components. The left column corresponds to Region 1 with $\Omega/k_L^2 = 1.56$ and the middle panel to Region 2 with $\Omega/k_L^2 = 0.78$ both for $\delta = 20$. The right panels depict the “stripe” solitons for $\Omega/k_L^2 = 0.78$ and $\delta = 0$. Dashed (black) lines in the bottom panels depict corresponding analytical results.

$$\begin{pmatrix} \psi_1 \\ \psi_2 \end{pmatrix} \approx \epsilon C \phi_{d,b} \begin{pmatrix} q_+ \cos(k_c x) + i q_- \sin(k_c x) \\ -q_+ \cos(k_c x) + i q_- \sin(k_c x) \end{pmatrix}, \quad (22)$$

where $q_{\pm} = \Omega^{-1} + Q(\pm k_c)$ and C is a free parameter.

Examples of all three different families of dark and bright soliton solutions are shown in Figs. 2 and 3, respectively. These states were obtained numerically, by solving (via a fixed point algorithm) the stationary form of Eqs. (3)-(4) obtained by using $\Psi(x, t) = \Phi(x) \exp(-i\mu t)$; then, for $\Phi(x)$ the stationary form of the solitons of Eqs. (20), (21) and (22) was used as an initial guess. Notice that for obtaining these solitons, we have used the momentum $k = k_{\min}$, corresponding to zero group velocity. In other words, the solitons shown in Figs. 2 and 3 are stationary ones; for arbitrary momenta, positive mass *moving* solitons also exist, but we will not discuss them further (they were found to exist and be stable in parameter regions where their stationary counterparts are stable [17, 19]).

In the left panel of Fig. 2 (Fig. 3), a dark (bright) soliton in Region 1 is shown for $\Omega/k_L^2 = 1.56$ and $\delta = 20$. In the middle panel of these figures, we show respective solitons in Region 2, for $\Omega/k_L^2 = 0.78$ and $\delta = 20$. Note that the number of atoms of the two components is generally different, with the asymmetry arising due to the presence of the constant factor Q [cf. Eqs.(20)-(21)]. Finally, in the right panel of Fig. 2 (Fig. 3), an example of a “stripe” dark (bright) soliton is shown for

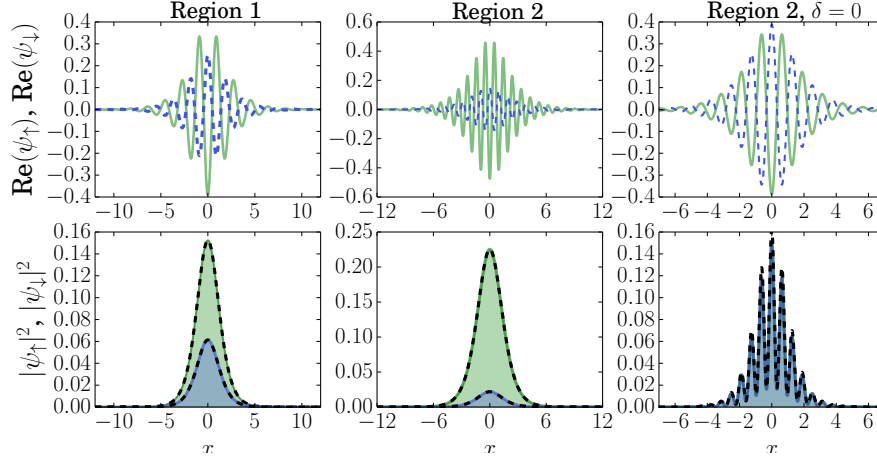


Fig. 3 – (Color online) Positive mass bright solitons for $\sigma = -1$. In the top panels shown are the real parts of $\psi_{1,2}$, while the bottom panels depict the densities of the two components. The left column corresponds to Region 1 with $\Omega/k_L^2 = 1.56$ and the middle panel to Region 2 with $\Omega/k_L^2 = 0.78$ both for $\delta = 20$. The right panels depict the “stripe” solitons for $\Omega/k_L^2 = 0.78$ and $\delta = 0$. Dashed (black) lines in the bottom panels depict corresponding analytical results.

$\Omega/k_L^2 = 0.78$ and $\delta = 0$. Note that in this case the two components have the same amplitudes and number of atoms, which is a consequence of the symmetry of these states, associated with the fact that $\psi_1 = -\bar{\psi}_2$. In both figures (Figs. 1 and 2), we also plot the analytical result of Eqs. (20)-(22), depicted by a dashed (black) line, illustrating the very good agreement between our approximate analytical result and the numerically obtained solutions.

3.2. NEGATIVE MASS SOLITONS

We now proceed with the case of negative mass solitons, which can be found in specific domains of Region 2, where $\omega'' < 0$ (cf. ellipses in the right panels of Fig. 1). In such a case, it is possible to obtain bright soliton solutions for a *repulsive* SOC-BEC, and dark soliton solutions for an *attractive* BEC. This is a special feature of the spin-orbit coupling and of the resulting structure of the linear energy spectrum. In fact, this is a feature typically *absent* from homogeneous (especially single component) systems, although such a possibility can be generated in inhomogeneous BECs, e.g. in the presence of an optical lattice [27]. Negative mass bright and dark soliton solutions have the same functional form as positive mass ones [Eqs. (20)-(21)], but now for $\sigma = +1$ and $\sigma = -1$, respectively.

In order to illustrate the existence and dynamics of such states, we numerically integrate Eqs. (3)-(4) with an initial condition corresponding to a bright soliton in the repulsive case and to a dark soliton for the attractive case. The evolution of a

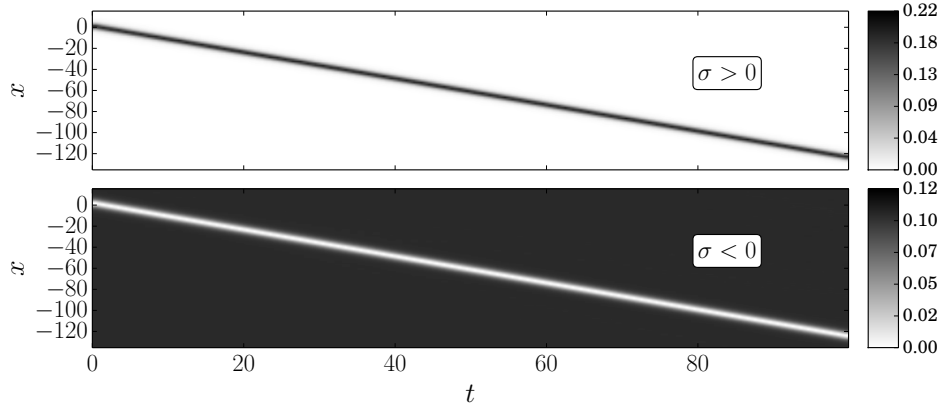


Fig. 4 – Top panel: contour plot showing the evolution of the total density $|\psi_1|^2 + |\psi_2|^2$, for an initial bright soliton in the case of repulsive interactions ($\sigma = +1$). Bottom panel: same as above, but now for a dark soliton in the case of attractive interactions ($\sigma = -1$). Parameter values used in both cases are $\Omega/k_L^2 = 0.49$, $\delta = 4$, $k = -2.3$ and $\epsilon^2\omega_0 = 0.1$.

bright soliton propagating in a SOC-BEC with repulsive interactions, is shown in the top panel of Fig. 4, with parameter values $\Omega/k_L^2 = 0.49$, $\delta = 4$, $\epsilon^2\omega_0 = 0.1$ and a momentum $k = -2.3$. On the other hand, the evolution of a dark soliton, but for an attractive SOC-BEC, is shown in the bottom panel of the same figure, with the same parameter values as above. In both cases the solitons are found to be robust, and propagate without any distortion or significant emission of radiation; in fact, we have confirmed their robustness for times up to at least $t = 400$ in dimensionless units. Notice that in the numerical simulations we have also checked that the plane wave background of a negative mass dark soliton ($\sigma = -1$) is not subject to the modulational instability: in the simulations, we used a perturbation of wavenumber K outside the negative-mass region (e.g., with $K = k_{\min}$) and found that the soliton background remains modulationally stable.

The negative mass solitons shown in Fig. 4 feature a relatively large velocity: for a typical parameter value of the transverse frequency $\omega_\perp \approx 2\pi \times 400$ Hz for Rubidium atoms, the solitons propagate about 65 microns in 0.4s (i.e., the velocity is $|v| = 162 \mu\text{m/s}$ or $|v| = 1.2$ in dimensionless units). Nevertheless, slower (and even stationary) solitons can also be obtained upon properly choosing different momenta values. A pertinent example is shown in the top panel of Fig. 5: there, a bright soliton of momentum $k = -0.9$, corresponding to a group velocity $v = -0.05$, is depicted.

For the above case of slower solitons, and to better illustrate the fact that negative mass solitons exist only due to the presence of spin-orbit coupling, we perform the following numerical experiment (cf. Fig. 5). At time $t = 90$, we turn off the SOC terms upon setting Ω, k_L and δ equal to zero. Then, as it is expected for a conden-

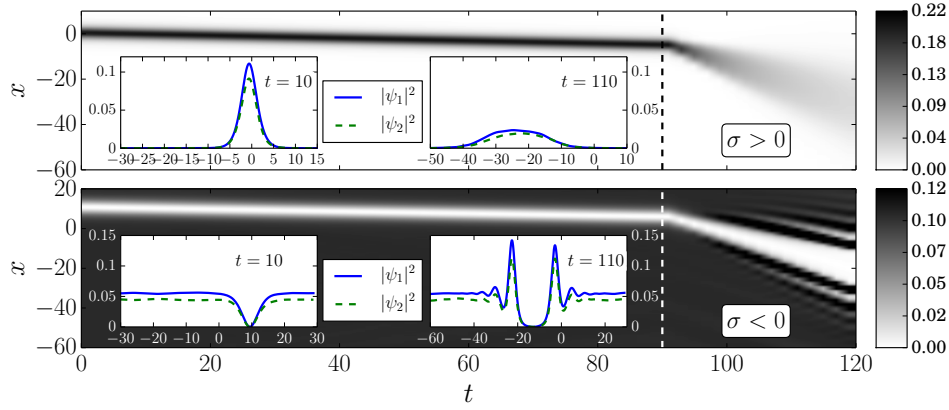


Fig. 5 – (Color online) Same as in Fig. 4 but for $k = -0.9$. The vertical dashed lines indicates the instant when the spin-orbit coupling is switched off and the insets show each component's density at $t = 10$ (left) and $t = 110$ (right).

sate with repulsive interactions, the bright soliton is not supported and, as a result, it begins to spread. The insets show the density profile of the two components $|\psi_{1,2}|^2$ when spin-orbit coupling is present (left) and when it is turned off (right).

We have also studied the case of a negative mass dark soliton, propagating in an attractive BEC. A pertinent example is shown in the bottom panel of Fig. 5, for the same parameter values (the dark soliton also has the same group velocity as its bright counterpart). After the initial undisturbed propagation of the soliton, we again switch off the spin-orbit coupling, at $t = 90$. Then, as it is natural for the attractive case, the dark soliton can no longer be supported and is destroyed (its associated density dip spreads), while the background on which it was supported becomes subject to a modulational instability, gradually producing an array of bright solitary waves.

Note that without switching off the SOC terms, we have confirmed the robust evolution of these “slow” negative mass bright and dark solitons for the repulsive and attractive case, respectively, for up to $t = 400$ in dimensionless units.

4. CONCLUSIONS

Concluding, in this work we have provided a unified description of different types of solitons that may occur in quasi-1D SOC-BECs for both repulsive and attractive interactions. Our approach relies on a multiscale expansion method, which was used to reduce the original system of two coupled Gross-Pitaevskii equations into an effective scalar nonlinear Schrödinger (NLS) equation.

Investigating the dispersion coefficient of the effective NLS model, we identified regions where it can become either positive or negative. This important effect,

which arises only due to the presence of spin-orbit coupling, is reminiscent of what happens in the case of single-component BECs trapped in optical lattices: in the latter setting, due to the possibility of change of sign of the dispersion (effective mass in the framework of the relevant Gross-Pitaevskii model), bright (gap) solitons can be formed in BEC with repulsive interactions [27]. This suggests the use of SOC for dispersion management of matter-waves, as in the case of BECs loaded in optical lattices [28].

Employing the above finding, we presented both positive and negative mass solitons that can be formed for positive and negative dispersion coefficient, respectively. In particular, positive mass dark (bright) solitons were found for repulsive (attractive) interactions, in either of the two regions of the energy spectrum, where the lowest energy band has either a single- or a double-well structure. Additionally, it was shown that “striped” solitons, in the region where the double-well of the spectrum is symmetric, are possible, too. These positive mass solitons may exist in either stationary or moving form.

On the other hand, we have shown that negative mass bright (dark) solitons can be formed in SOC-BEC with repulsive (attractive) interactions; these solitons can also exist either as stationary or moving objects. Using direct numerical simulations, we found that such negative mass solitons are quite robust and can only exist in the presence of spin-orbit coupling. Indeed, letting the solitons evolve up to a certain time and then switching off the SOC terms, we found that they are not supported by the system without these terms.

Our methodology and findings suggest many interesting future research directions. First, it would be interesting to further investigate and propose mechanisms of SOC-mediated dispersion management of matter-waves. Additionally, it would be relevant to generalize our results for multi-component, $F = 1$ spinor SOC-BEC [31] and study solitons in such systems. Another interesting theme deserving attention is the analysis of modulational instability of plane waves in the original system of Eqs. (3)-(4); such an analysis, apart from being interesting by itself, would be particularly relevant to the stability of dark solitons in this setting. Finally, it would be particularly interesting to extend the above considerations to higher-dimensional settings and explore the dynamics, e.g., of vortices or vortex rings in the presence of such effective dispersions.

Acknowledgements. The work of V.A. and D.J.F. was partially supported by the Special Account for Research Grants of the University of Athens. V.A., D.J.F. and P.G.K. appreciate warm hospitality at the University of Hamburg, where part of this work was carried out. P.G.K. acknowledges support from the National Science Foundation under grants CMMI-1000337, DMS-1312856, from FP7-People under grant IRSES-605096, from the Binational (US-Israel) Science Foundation through grant 2010239 and from the US-AFOSR under grant FA9550-12-10332. J.S. ac-

knowledges support from the Studienstiftung des deutschen Volkes.

REFERENCES

1. Y.-J. Lin, K. Jimenez-Garcia, and I. B. Spielman, *Nature*, **471**, 83 (2011).
2. V. Galitski, and I. B. Spielman, *Nature*, **494**, 54 (2013).
3. J.-Y. Zhang *et al.*, *Phys. Rev. Lett.* **109**, 115301 (2012).
4. P. Wang *et al.*, *Phys. Rev. Lett.* **109**, 095301 (2012).
5. L. W. Cheuk *et al.*, *Phys. Rev. Lett.* **109**, 095302 (2012).
6. C. Qu *et al.*, *Phys. Rev. A* **88**, 021604(R) (2013).
7. L. J. LeBlanc *et al.*, *New J. Phys.* **15**, 073011 (2013).
8. C. J. Kennedy *et al.*, *Phys. Rev. Lett.* **111**, 225301 (2013).
9. M. Gong, S. Tewari, and C. Zhang, *Phys. Rev. Lett.* **107**, 195303 (2011).
10. X.-J. Liu, K. T. Law, and T. K. Ng, *Phys. Rev. Lett.* **112**, 086401 (2014).
11. J. Dalibard, F. Gerbier, G. Juzeliūnas, and P. Öhberg, *Rev. Mod. Phys.* **83**, 1523 (2011).
12. N. Goldman, G. Juzeliūnas, P. Öhberg, I. B. Spielman, *Rep. Progr. Phys.*, **77**, 126401 (2014).
13. T. Kawakami, T. Mizushima, M. Nitta, and K. Machida, *Phys. Rev. Lett.* **109**, 015301 (2012);
C.-F. Liu and W. M. Liu, *Phys. Rev. A* **86**, 033602 (2012);
X. Zhou, Y. Li, Z. Cai, and C. Wu, *J. Phys. B: At. Mol. Opt. Phys.* **46**, 134001 (2013).
14. X.-Q. Xu and J. H. Han, *Phys. Rev. Lett.* **107**, 200401 (2011);
J. Radić T. A. Sedrakyan, I. B. Spielman, and V. Galitski, *Phys. Rev. A* **84**, 063604 (2011);
B. Ramachandhran *et al.*, *Phys. Rev. A* **85**, 023606 (2012);
A.L. Fetter, *Phys. Rev. A* **89**, 023629 (2014).
15. G. J. Conduit, *Phys. Rev. A* **86**, 021605(R) (2012).
16. O. Fialko, J. Brand, and U. Zülicke, *Phys. Rev. A* **85**, 051605(R) (2012).
17. V. Achilleos, J. Stockhofe, P. G. Kevrekidis, D. J. Frantzeskakis, and P. Schmelcher, *Europhys. Lett.* **103**, 20002 (2013).
18. Y. V. Kartashov, V. V. Konotop and F. Kh. Abdullaev, *Phys. Rev. Lett.* **111**, 060402 (2013);
V. E. Lobanov, Y. V. Kartashov, and V. V. Konotop, *Phys. Rev. Lett.* **112**, 180403 (2014).
19. V. Achilleos, D. J. Frantzeskakis, P. G. Kevrekidis, and D. E. Pelinovsky, *Phys. Rev. Lett.* **110**, 264101 (2013).
20. Y. Xu, Y. Zhang, and B. Wu, *Phys. Rev. A* **87**, 013614 (2013).
21. D. J. Frantzeskakis, *J. Phys. A* **43**, 213001 (2010).
22. Y. Kawaguchi and M. Ueda, *Phys. Rep.* **520**, 253 (2012).
23. V. Achilleos, D. J. Frantzeskakis, and P. G. Kevrekidis, *Phys. Rev. A* **89**, 033636 (2014).
24. C. Hamner *et al.*, *arXiv:1405.4048* (2014).
25. C. Hamner *et al.*, *Nat. Commun.* **5**, 4023 (2014).
26. P. G. Kevrekidis, D. J. Frantzeskakis, and R. Carretero-González, *Emergent Nonlinear Phenomena in Bose-Einstein Condensates* (Springer-Verlag, Berlin, 2008); R. Carretero-González, D. J. Frantzeskakis, and P. G. Kevrekidis, *Nonlinearity* **21**, R139 (2008).
27. B. Eiermann *et al.*, *Phys. Rev. Lett.* **92**, 230401 (2004).
28. B. Eiermann *et al.*, *Phys. Rev. Lett.* **91**, 060402 (2003).
29. T. L. Ho and S. Zhang, *Phys. Rev. Lett.* **107**, 150403 (2011);
S. Sinha, R. Nath, and L. Santos, *Phys. Rev. Lett.* **107**, 270401 (2011);
Y. Li, L. P. Pitaevskii, and S. Stringari, *Phys. Rev. Lett.* **108**, 225301 (2012).

30. The excitation of the upper band was demonstrated in the experiments of Refs. [6, 7], where Zitterbewegung oscillations were observed. Similarly, solitons occupying both upper and lower bands may, under certain conditions, exhibit Zitterbewegung oscillations as well [23].
31. Z. Lan and P. Öhberg, Phys. Rev. A **89**, 023630 (2014).