

Transport, Aharonov-Bohm, and Topological Effects in Graphene Molecular Junctions and Graphene Nanorings

Constantine Yannouleas, Igor Romanovsky, and Uzi Landman*

School of Physics, Georgia Institute of Technology, Atlanta, Georgia 30332-0430

E-mail: Uzi.Landman@physics.gatech.edu

*To whom correspondence should be addressed

Abstract

The unique ultra-relativistic, massless, nature of electron states in two-dimensional extended graphene sheets, brought about by the honeycomb lattice arrangement of carbon atoms in two-dimensions, provides ingress to explorations of fundamental physical phenomena in graphene nanostructures. Here we explore the emergence of new behavior of electrons in atomically precise segmented graphene nanoribbons (GNRs) and graphene rings with the use of tight-binding calculations, non-equilibrium Green's function transport theory, and a newly developed Dirac continuum model that absorbs the valence-to-conductance energy gaps as position-dependent masses, including topological-in-origin mass-barriers at the contacts between segments. Through transport investigations in variable-width segmented GNRs with armchair, zigzag, and mixed edge terminations we uncover development of new Fabry-Pérot-like interference patterns in segmented GNRs, a crossover from the ultra-relativistic massless regime, characteristic of extended graphene systems, to a massive relativistic behavior in narrow armchair GNRs, and the emergence of nonrelativistic behavior in zigzag-terminated GNRs. Evaluation of the electronic states in a polygonal graphene nanoring under the influence of an applied magnetic field in the Aharonov-Bohm regime, and their analysis with the use of a relativistic quantum-field theoretical model, unveils development of a topological-in-origin zero-energy soliton state and charge fractionization. These results provide a unifying framework for analysis of electronic states, coherent transport phenomena, and the interpretation of forthcoming experiments in segmented graphene nanoribbons and polygonal rings.

Introduction

In the last three decades transport through molecular junctions¹⁻⁶ has attracted much attention because of fundamental aspects of the processes involved, as well as of potential practical prospects. In particular, studies in this direction have intensified since the discovery of new forms of carbon allotropes, starting with the fullerenes⁷ and carbon nanotubes⁸ (CNTs) in the 1980s and 1990s respectively, and the isolation of graphene⁹ in 2004. The above carbon allotropes differ in shape (curvature), topology, and dimensionality, with the fullerenes being zero-dimensional (0D) with

spherical or prolate shape, the CNTs being one-dimensional (1D) cylinders, and graphene being a two-dimensional (2D) plane (or 1D planar ribbons¹⁰⁻¹³). In the fullerenes the carbon-atom network is made of (non-adjacent) hexagons and pentagons, whereas the CNTs and graphene are entirely hexagonal lattices (curved in CNTs) described in terms of a unit cell with a two-atom basis with the two carbon atoms occupying two sublattices (*A* and *B*, also mapped into the up and down pseudospin states¹⁴). In the absence of defects, in-plane (σ) bonding occurs through sp^2 hybrid orbitals and out-of-plane bonding (π) involves the p_z orbital; in the following only the physics of π -states is considered.

The hexagonal network topology of graphene gives rise to relativistic behavior of the low-energy excitations which is captured by the ultra-relativistic massless Dirac-Weyl (DW) equation, with the Fermi velocity of graphene ($v_F = c/300$) replacing the velocity of light.¹⁴ Among the many manifestations of the relativistic behavior in graphene is the Klein paradox, that is “... unimpeded penetration of relativistic particles through high and wide potential barriers – is one of the most exotic and counterintuitive consequences of quantum electrodynamics.”¹⁵ The surprising relativistic behavior in graphene has indeed been recognized in the 2010 Nobel award in physics to A. Geim and K. Novosolev.

Another carbon-based system that was the subject of an earlier (2000) chemistry Nobel award (to A.J. Heeger, A.G. MacDiarmid, and H. Shirakawa) is conductive polymers, with polyacetylene (PAC) being a representative example.¹⁶ PAC is a 1D chain of carbon atoms forming a conjugated polymer with $sp^2 p_z$ hybridization that leads to one unpaired electron per carbon atom (half-filled π -band) as in graphene. Linearizing the spectrum of this 1D equally-spaced carbon chain at the Fermi level (that is at the Dirac points, i.e., the zero-energy points of the energy vs momentum dispersion relation) results in a 1D massless Dirac-equation description of the low energy excitations of the system.^{17,18}

However, the equally-spaced 1D system is unstable and consequently it distorts (structurally) spontaneously (Peierls distortion¹⁹) yielding a modulation (alternation) of the spacing between successive sites that results in dimerization of successive atoms along the chain and the opening of

a gap in the electronic spectrum. This dimerization can occur in two energetically degenerate, but spatially distinct, patterns, termed as equivalent domain structures. Either of these domains is a realization of the 1D Dirac equation with a constant mass term, \mathcal{M} . Disruption of the dimerization pattern (e.g., by transforming from one domain to another along the chain) creates a domain wall which can be described in the 1D Dirac formulation through the use of a position-dependent mass term of alternating sign (with the spatial mass-profile connecting $+\mathcal{M}$ with $-\mathcal{M}$). The solution of this generalized 1D Dirac equation is a soliton characterized by having zero energy and by being localized at the domain wall. In this paper, the Dirac equation with position-dependent mass will be used in investigations of the electronic structure, transport, and magnetic-field-induced phenomena (Aharonov-Bohm) in graphene nanostructures such as nanoribbon junctions and rings.^{20–22}

From the above we conclude that in the two extreme size-domains, that is a 2D infinite graphene sheet and a 1D carbon chain (PAC), the systems exhibit behavior that is relativistic in nature. In an attempt to bridge between these two size-domains, we briefly discuss in the following systems of successively larger width, starting from the polyacene (a quasi-1D chain of fused benzene rings) which may be regarded as the narrowest graphene nanoribbon (GNR) with zigzag edge terminations.

Polyacene was investigated²³ first in 1983. It was found that, as in graphene and PAC (without distortion), the valence and conduction bands of undistorted polyacene touch at the edge of the Brillouin zone. However, unlike 2D graphene and PAC, the dispersion relation about the touching point is quadratic, conferring a non-relativistic (Schrödinger equation) character. We show in this paper that this surprising finding persists for sufficiently narrow GNRs with zigzag termination (zGNRs). However, narrow armchair-terminated GNRs (aGNRs) are found here to maintain relativistic behavior, with metallic ones being massless and semiconducting ones being massive (both classes obeying the Einstein energy relation).

In this paper, we discuss mainly manifestations of relativistic and/or nonrelativistic quantum behavior explored through theoretical considerations of transport measurements in segmented graphene nanoribbons of variable width, and spectral and topological effects in graphene nanorings

in the presence of magnetic fields.

Transport through narrow graphene channels – particularly bottom-up fabricated and atomically-precise graphene nanoribbons^{24–31} – is expected to offer ingress to unique behavior of Dirac electrons in graphene nanostructures. In particular, the wave nature of elementary particles (e.g., electrons and photons) is commonly manifested and demonstrated in transport processes. Because of an exceptionally high electron mobility and a long mean-free path, it has been anticipated that graphene¹⁴ devices hold the promise for the realization, measurement, and possible utilization of fundamental aspects of coherent and ballistic transport behavior, which to date have been observed, with varying degrees of success, mainly at semiconductor interfaces,^{32,33} quantum point contacts,³⁴ metallic wires,³⁵ and carbon nanotubes.³⁶

Another manifestation of coherent ballistic transport are interference phenomena, reflecting the wave nature of the transporting physical object, and associated most often with optical (electromagnetic waves, photons) systems or with analogies to such systems (that is, the behavior of massless particles, as in graphene sheets). Measurements of interference patterns are commonly made with the use of interferometers, most familiar among them the multi-pass optical Fabry-Pérot (OFP) interferometer.^{37,38} The advent of 2D forms of carbon allotropes has motivated the study of optical-like interference phenomena associated with relativistic massless electrons, as in the case of metallic carbon nanotubes³⁶ and graphene 2D p - n junctions.³⁹ (We note that the hallmark of the OFP is that the energy separation between successive maxima of the interference pattern varies as the inverse of the cavity length L .)

For GNRs with segments of different widths, our investigations reveal diverse Fabry-Pérot transport modes beyond the OFP case, with conductance quantization steps ($nG_0, n = 1, 2, 3, \dots$, with $G_0 = 2e^2/h$) found only for uniform GNRs. In particular, three distinct categories of Fabry-Pérot interference patterns are identified:

1. *FP-A*: An *optical* FP pattern corresponding to *massless* graphene electrons exhibiting *equal spacing* between neighboring peaks. This pattern is associated with metallic armchair nanoribbon central segments. This category is subdivided further to *FP-A1* and *FP-A2* depending

on whether a valence-to-conduction gap is absent (*FP-A1*, associated with metallic armchair leads), or present (*FP-A2*, corresponding to semiconducting armchair leads).

2. *FP-B*: A *massive relativistic* FP pattern exhibiting a shift in the conduction onset due to the valence-to-conduction gap and *unequal peak spacings*. This pattern is associated with semiconducting armchair nanoribbon central segments, irrespective of whether the leads are metallic armchair, semiconducting armchair, or zigzag.
3. *FP-C*: A *massive non-relativistic* FP pattern with $1/L^2$ *peak spacings*, but with a vanishing valence-to-conduction gap, L being the length of the central segment. This pattern is the one expected for usual semiconductors described by the (nonrelativistic) Schrödinger equation, and it is associated with zigzag nanoribbon central segments, irrespective of whether zigzag or metallic armchair leads are used.

We report in this paper on the unique aspects of transport through segmented GNRs obtained from tight-binding non-equilibrium Green's function^{40,41} (TB-NEGF) calculations in conjunction with an analysis based on a one-dimensional (1D) relativistic Dirac continuum model. This continuum model goes beyond the physics of the massless Dirac-Weyl (DW) electron, familiar from two-dimensional (2D) honeycomb carbon sheets,¹⁴ and it is referred to by us as the Dirac-Fabry-Pérot (DFP) theory (see below for the choice of name). In particular, it is shown that the valence-to-conduction energy gap in armchair GNR (aGNR) segments, as well as the barriers at the interfaces between nanoribbon segments, can be incorporated in an effective position-dependent mass term in the Dirac hamiltonian; the transport solutions associated with this hamiltonian exhibit conductance patterns comparable to those obtained from the microscopic NEGF calculations. For zigzag graphene nanoribbon (zGNR) segments, the valence-to-conduction energy gap vanishes, and the mass term is consonant with excitations corresponding to massive nonrelativistic Schrödinger-type carriers. The faithful reproduction of these unique TB-NEGF conductance patterns by the DFP theory, including mixed armchair-zigzag configurations (where the carriers transit from a relativistic to a nonrelativistic regime), provides a unifying framework for analysis of coherent transport phe-

nomena and for interpretation of experiments targeting fundamental understanding of transport in GNRs and the future development of graphene nanoelectronics.

To demonstrate the aforementioned soliton formation due to structural topological effects (discussed by us above in the context of polyacetylene), we explore with numerical tight-binding calculations and a Dirac-Kronig-Penney (DKP) approach, soliton formation and charge fractionization in graphene rhombic rings; this DKP approach is based on a generalized Dirac equation with alternating-sign position-dependent masses.

Before leaving the Introduction, we mention that, due to their importance as fundamental phenomena, Aharonov-Bohm-type effects in graphene-nanoribbons systems have attracted (in addition to Refs. 20–22) considerable theoretical attention.^{4,42–47} These latter theoretical papers, however, based their analysis exclusively on tight-binding and/or DFT calculations,^{4,42,44,46,47} or they used in addition a two-dimensional Dirac equation with infinite-mass boundary conditions.^{43,45} Transcending the level of current understanding which explores direct similarities with the Aharonov-Bohm physics in semiconductor and metallic mesoscopic rings, our work here analyzes the TB results in conjunction with a continuum 1D generalized Dirac equation (that incorporates a position-dependent mass term), and thus it enables investigations of until-now unexplored topological aspects and relativistic quantum-field analogies of the AB effect in graphene nanosystems.

Furthermore we note that oscillations in the conductance of graphene nanoribbons in the presence of magnetic barriers were found in a theoretical study⁴⁸ (using exclusively a TB-NEGF approach), as well as in an experimental investigation of high quality bilayer nanoribbons,⁴⁹ and they were attributed to Fabry-Pérot-type interference. In the absence of a continuum Dirac analysis, the precise relation of such oscillatory patterns to our Fabry-Pérot theory (based on the incorporation of a position-dependent mass term in the Dirac equation at zero magnetic field) warrants further investigation.

Finally, gap engineering in graphene ribbons under strong external fields was studied in Ref. 50. We stress again that one of the main results in this paper is the appearance of “forbidden”

solitonic states inside the energy gap in the context of the low-magnetic-field Aharonov-Bohm spectra of graphene nanorings; see the part titled “Aharonov-Bohm spectra of rhombic graphene rings” in the Results section.

Methods

Dirac-Fabry-Pérot model

The energy of a fermion (with one-dimensional momentum p_x) is given by the Einstein relativistic relation $E = \sqrt{(p_x v_F)^2 + (\mathcal{M} v_F^2)^2}$, where \mathcal{M} is the rest mass and v_F is the Fermi velocity of graphene. In a gapped uniform graphene nanoribbon, the mass parameter is related to the particle-hole energy gap, Δ , as $\mathcal{M} = \Delta/(2v_F^2)$. Following the relativistic quantum-field Lagrangian formalism, the mass \mathcal{M} is replaced by a position-dependent scalar Higgs field $\phi(x) \equiv m(x)v_F^2$, to which the relativistic fermionic field $\Psi(x)$ couples through the Yukawa Lagrangian²¹ $\mathcal{L}_Y = -\phi\Psi^\dagger\beta\Psi$ (β being a Pauli matrix). For $\phi(x) \equiv \phi_0$ (constant) $\mathcal{M}v_F^2 = \phi_0$, and the massive fermion Dirac theory is recovered. The Dirac equation is generalized as (here we do not consider applied electric or magnetic fields)

$$[E - V(x)]\Psi + i\hbar v_F \alpha \frac{\partial \Psi}{\partial x} - \beta \phi(x)\Psi = 0. \quad (1)$$

In one dimension, the fermion field is a two-component spinor $\Psi = (\psi_u, \psi_l)^T$; u and l stand, respectively, for the upper and lower component and α and β can be any two of the three Pauli matrices. Note that the Higgs field enters in the last term of Eq. (1). $V(x)$ in the first term is the usual electrostatic potential, which is inoperative due to the Klein phenomenon and thus is set to zero for the case of the armchair nanoribbons (where the excitations are relativistic). The generalized Dirac Eq. (1) is used in the construction of the transfer matrices of the Dirac-Fabry-Pérot model described below.

The building block of the DFP model is a 2×2 wave-function matrix \mathbf{M} formed by the components of two independent spinor solutions (at a point x) of the onedimensional, first-order gener-

alized Dirac equation [see Eq. (3) in the main paper]. \mathbf{M} plays⁵¹ the role of the Wronskian matrix \mathbf{W} used in the second-order nonrelativistic Kronig-Penney model. Following Ref. 51 and generalizing to N regions, we use the simple form of \mathbf{M} in the Dirac representation ($\alpha = \sigma_1$, $\beta = \sigma_3$), namely

$$\mathbf{M}_K(x) = \begin{pmatrix} e^{iKx} & e^{-iKx} \\ \Lambda e^{iKx} & -\Lambda e^{-iKx} \end{pmatrix}, \quad (2)$$

where

$$K^2 = \frac{(E - V)^2 - m^2 v_F^4}{\hbar^2 v_F^2}, \quad \Lambda = \frac{\hbar v_F K}{E - V + m v_F^2}. \quad (3)$$

The transfer matrix for a given region (extending between two matching points x_1 and x_2 specifying the potential steps $m_i^{(n)}$) is the product $\mathbf{M}_K(x_1, x_2) = \mathbf{M}_K(x_2) \mathbf{M}_K^{-1}(x_1)$; this latter matrix depends only on the width $x_2 - x_1$ of the region, and not separately on x_1 or x_2 .

The transfer matrix corresponding to a series of N regions can be formed²¹ as the product

$$\mathbf{t}_{1,N+1} = \prod_{i=1,N} \mathbf{M}_{K_i}(x_i, x_{i+1}), \quad (4)$$

where $|x_{i+1} - x_i| = L_i$ is the width of the i th region [with $(m, V, K, \Lambda) \rightarrow (m_i, V_i, K_i, \Lambda_i)$]. The transfer matrix associated with the transmission of a free fermion of mass \mathcal{M} (incoming from the right) through the multiple mass barriers is the product

$$\mathcal{T}(E) = \mathbf{M}_k^{-1}(x_{N+1}) \mathbf{t}_{1,N+1} \mathbf{M}_k(x_1), \quad (5)$$

with $k = \sqrt{(E - V)^2 - \mathcal{M}^2 v_F^4} / (\hbar v_F)$, $|E - V| \geq \mathcal{M} v_F^2$; for armchair leads $V = 0$, while for zigzag leads $V = \mp \mathcal{M} v_F^2$. Naturally, in the case of metallic armchair leads, $k = E / (\hbar v_F)$, since $\mathcal{M} = 0$.

Then the transmission coefficient T is

$$T = \frac{1}{|\mathcal{T}_{22}|^2}, \quad (6)$$

while the reflection coefficient is given by

$$R = \left| \frac{\mathcal{T}_{12}}{\mathcal{T}_{22}} \right|^2. \quad (7)$$

At zero temperature, the conductance is given by $G = (2e^2/h)T$; T is the transmission coefficient in Eq. (??).

Dirac-Kronig-Penney superlattice model

The transfer matrix corresponding to either half of the rhombus can be formed²¹ as the product

$$\mathbf{t}_n = \prod_{i=1,3} \mathbf{M}_K(x_i, x_{i+1}), \quad x_1 = 0, x_4 = L, \quad (8)$$

with L being the length of half of the perimeter of the rhombus; $L = L_1 + L_2 + L_3$, with $L_1 = L_3 = a$ and $L_2 = b$. The transfer matrix associated with the complete unit cell (encircling the rhombic ring) is the product

$$\mathbf{T} = \prod_{n=1}^2 \mathbf{t}_n. \quad (9)$$

Following Refs. 21,52, we consider the superlattice generated from the virtual periodic translation of the unit cell as a result of the application of a magnetic field B perpendicular to the ring. Then the Aharonov-Bohm energy spectra are given as solutions of the dispersion relation

$$\cos [2\pi(\Phi/\Phi_0 + \eta)] = \text{Tr}[\mathbf{T}(E)]/2, \quad (10)$$

where we have explicitly denoted the dependence of the r.h.s. on the energy E ; $\eta = 0$ for a rhombus with type-I corners and $\eta = 1/2$ for a rhombus with type-II corners.

The energy spectra and single-particle densities do not depend on a specific representation. However, the wave functions (upper and lower spinor components of the fermionic field Ψ) do

depend on the representation used. To transform the initial DKP wave functions to the ($\alpha = \sigma_2$, $\beta = \sigma_1$) representation, which corresponds to the natural separation of the tight-binding amplitudes into the A and B sublattices, we apply successively the unitary transformations $D_{23} = (\sigma_2 + \sigma_3)/\sqrt{2}$ and $D_3 = \exp(i\pi\sigma_3/4)$.

TB-NEGF formalism

To describe the properties of graphene nanostructures in the tight-binding approximation, we use the hamiltonian

$$H_{\text{TB}} = -t \sum_{\langle i,j \rangle} c_i^\dagger c_j + h.c., \quad (11)$$

with $\langle \rangle$ indicating summation over the nearest-neighbor sites i, j . $t = 2.7$ eV is the hopping parameter of two-dimensional graphene.

To calculate the TB-NEGF transmission coefficients, the Hamiltonian (??) is employed in conjunction with the well known transport formalism which is based on the nonequilibrium Green's functions.^{40,41}

According to the Landauer theory, the linear conductance is $G(E) = (2e^2/h)T(E)$, where the transmission coefficient is calculated as $T(E) = \text{Tr}[\Gamma_L \mathcal{G} \Gamma_R \mathcal{G}^\dagger]$. The Green's function $\mathcal{G}(E)$ is given by

$$\mathcal{G}(E) = (E + i\eta - H_{\text{TB}}^{\text{dev}} - \Sigma_L - \Sigma_R)^{-1}, \quad (12)$$

with $H_{\text{TB}}^{\text{dev}}$ being the Hamiltonian of the isolated device (junction without the leads). The self-energies $\Sigma_{L(R)}$ are given by $\Sigma_{L(R)} = \tau_{L(R)} [E + i\eta - H_{\text{TB}}^{L(R)}]^{-1} \tau_{L(R)}^\dagger$, where the hopping matrices $\tau_{L(R)}$ describe the left (right) device-to-lead coupling, and $H_{\text{TB}}^{L(R)}$ is the Hamiltonian of the semi-infinite left (right) lead. The broadening matrices are given by $\Gamma_{L(R)} = i[\Sigma_{L(R)} - \Sigma_{L(R)}^\dagger]$.

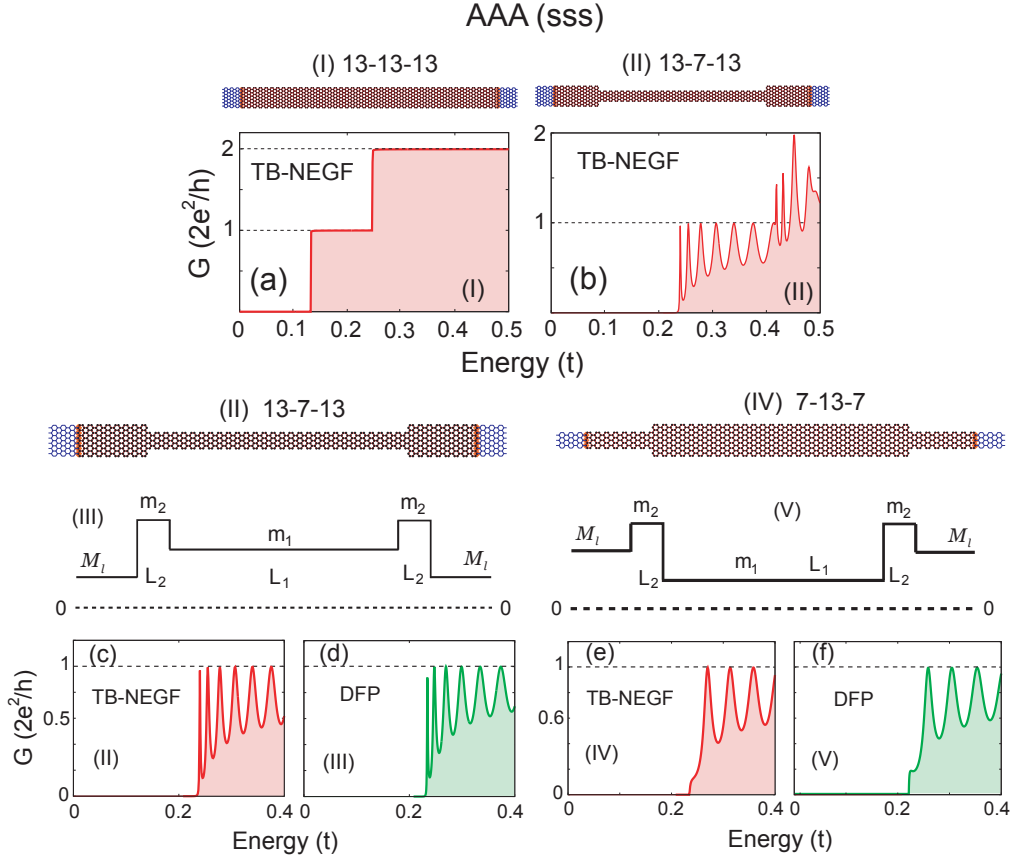


Figure 1: **Conductance quantization steps (a) for a uniform semiconducting armchair nanoribbon (I) contrasted to Fabry-Pérot oscillations (b-f) of two 3-segment armchair GNRs [(II) and (IV)] with both a semiconducting central constriction and semiconducting leads (13-7-13 and 7-13-7).** For the systems shown here all the segments have armchair edge termination (hence, AAA), and all have width corresponding to semiconducting GNRs [hence (sss)]. (III, V) Schematics of the mass barriers used in the DFP modeling, with the dashed line denoting the zero mass. The physics underlying such a junction is that of a massive relativistic Dirac fermion impinging upon the junction and performing multiple reflections (above $m_1 v_F^2$) within a particle box defined by the double-mass barrier. (c,e) TB-NEGF conductance as a function of the Fermi energy of the *massive* Dirac electrons in the leads. (d) DFP conductance reproducing [in the energy range of the $1G_0$ step, see (b)] the TB-NEGF result in (c). The mass-barrier parameters used in the DFP reproduction were $L_1 = 55a_0$, $m_1 v_F^2 = 0.22t$, $L_2 = 1a_0$, $m_2 v_F^2 = 0.5t$. The mass of the electrons in the leads was $\mathcal{M}_1 v_F^2 = 0.166t$. (f) DFP conductance reproducing the TB-NEGF result in (e). The parameters used in the DFP reproduction were $L_1 = 53.6a_0$, $m_1 v_F^2 = 0.166t$, $L_2 = 1a_0$, $m_2 v_F^2 = 0.51t$. The mass of the electrons in the leads was $\mathcal{M}_1 v_F^2 = 0.22t$. $a_0 = 0.246$ nm is the graphene lattice constant; $t = 2.7$ eV is the hopping parameter.

Results

Segmented Armchair GNRs: All-semiconducting

Our results for a 3-segment ($\mathcal{N}_1^W - \mathcal{N}_2^W - \mathcal{N}_1^W$, where \mathcal{N}_1^W is the lead width and \mathcal{N}_2^W is the width of the central segment) *all-semiconducting* aGNR, AAA (sss), are portrayed in Fig. 1 [see schematic lattice diagrams in Figs. 1(I) and 1(II)]. A uniform semiconducting armchair GNR [see Fig. 1(I)] exhibits ballistic quantized-conductance steps [see Fig. 1(a)]. In contrast, conductance quantization is absent for a nonuniform 3-segment (13 – 7 – 13) aGNR; see Figs. 1(b) – 1(d). Here oscillations appear instead of quantized steps. The first oscillation appears at an energy $\sim 0.22t$ [Fig. 1(b)], which reflects the intrinsic gap $\Delta/2$ of the semiconducting central segment belonging to the class II of aGNRs, specified^{10,13,22} by a width $\mathcal{N}^W = 3l + 1$, $l = 1, 2, 3, \dots$. We recall that as a function of their width, \mathcal{N}^W , the armchair graphene nanoribbons fall into three classes: (I) $\mathcal{N}^W = 3l$ (semiconducting, $\Delta > 0$), (II) $\mathcal{N}^W = 3l + 1$ (semiconducting, $\Delta > 0$), and (III) $\mathcal{N}^W = 3l + 2$ (metallic, $\Delta = 0$), $l = 1, 2, 3, \dots$

That the leads are semiconducting does not have any major effect. This is due to the fact that $\mathcal{N}_2^W < \mathcal{N}_1^W$, and as a result the energy gap $m_1 v_F^2$ of the central segment is larger than the energy gap $\mathcal{M}_l v_F^2$ of the semiconducting leads [see schematic in Fig. 1(III)]. In the opposite case (central segment wider than the leads), the energy gap of the semiconducting leads would have determined the onset of the conductance oscillations.

The armchair GNR case with interchanged widths (i.e., 7 – 13 – 7 instead of 13 – 7 – 13) is portrayed in Figs. 1(e) – 1(f). In this case the energy gap of the semiconducting leads (being the largest) determines the onset of the conductance oscillations. It is a testimonial of the consistency of our DFP method that it can reproduce [see Fig. 1(d) and Fig. 1(f)] both the 13 – 7 – 13 and 7 – 13 – 7 TB-NEGF conductances; this is achieved with very similar sets of parameters taking

into consideration the central-segment-leads interchange. We note that the larger spacing between peaks (and also the smaller number of peaks) in the $7 - 13 - 7$ case is due to the smaller mass of the central segment ($0.166t$ instead of $0.22t$).

Further insight can be gained by an analysis of the discrete energies associated with the humps of the conductance oscillations in Fig. 1(c) and the resonant spikes in Fig. 1(e). Indeed a simplified approximation for the electron confinement in the continuum model consists in considering the graphene electrons as being trapped within a 1D infinite-mass square well (IMSW) of length L_1 (the mass terms are infinite outside the interval L_1 and the coupling to the leads vanishes). The discrete spectrum of the electrons in this case is given⁵³ by

$$E_n = \sqrt{\hbar^2 v_F^2 k_n^2 + \mathcal{M}^2 v_F^4}, \quad (13)$$

where the wave numbers k_n are solutions of the transcendental equation

$$\tan(k_n L_1) = -\hbar k_n / (\mathcal{M} v_F). \quad (14)$$

When $\mathcal{M} = 0$ [massless Dirac-Weyl (DW) electrons], one finds for the spectrum of the IMSW model:

$$E_n = (n + 1/2)\pi\hbar v_F / L_1, \quad (15)$$

with $n = 0, 1, 2, \dots$

$$E_n - E_{n-1} = 2E_0, \quad n = 1, 2, 3, \dots, \quad (16)$$

which is twice the energy

$$E_0 = \pi\hbar v_F / (2L_1) \quad (17)$$

of the lowest state.

As is well known, a constant energy separation of the intensity peaks, inversely proportional to the length of the resonating cavity [here L_1 , see Eqs. (??) and (??) above] is the hallmark of the

optical Fabry-Pérot, reflecting the linear energy dispersion of the photon in optics³⁸ or a massless DW electron in graphene structures.³⁶ Most revealing is the energy offset away from zero of the first conductance peak, which equals exactly one-half of the constant energy separation between the peaks. In one-dimension, this is the hallmark of a massless fermion subject to an infinite-mass-barrier confinement.⁵³ Naturally, in the case of a semiconducting segment (see below), this equidistant behavior and 1/2-offset of the conductance peaks do not apply; this case is accounted for by the Dirac-Fabry-Pérot model presented in Methods, and it is more general than the optical Fabry-Pérot theory associated with a photonic cavity.³⁸

In the nonrelativistic limit, i.e., when $\hbar k_n \ll \mathcal{M}v_F$, one gets

$$\tan(k_n L_1) \sim 0, \quad (18)$$

which yields the well known relations $k_n L_1 \sim n\pi$ and

$$E_n \sim \mathcal{M}v_F^2 + n^2 \hbar^2 \pi^2 / (2\mathcal{M}L_1^2). \quad (19)$$

For a massive relativistic electron, as is the case with the semiconducting aGNRs in this paper, one has to numerically solve Eq. (??) and then substitute the corresponding value of k_n in Einstein's energy relation given by Eq. (??).

From an inspection of Fig. 1, one can conclude that the physics associated with the all-semiconducting AAA junction is that of multiple reflections of a *massive* relativistic Dirac fermion bouncing back and forth from the edges of a “quantum box” created by a double-mass barrier [see the schematic of the double-mass barrier in Figs. 1(III) and 1(V)]. In particular, to a good approximation the energies of the conductance oscillation peaks are given by the IMSW Eq. (??) with $\mathcal{M}v_F^2 = m_1 v_F^2 = 0.22t$ (13 – 7 – 13) or $\mathcal{M}v_F^2 = m_1 v_F^2 = 0.166t$ (7 – 13 – 7). In this respect, the separation energy between successive peaks in Figs. 1(b), 1(c), 1(e), and 1(f) is not a constant, unlike the case of an all-metallic junction³⁶ (or a photonic cavity³⁸).

The conductance patterns in Figs. 1(d) and 1(f) correspond to the category *FP-B* (see the in-

troductory section). These patterns cannot be accounted for by the optical Fabry-Pérot theory, but they are well reproduced by the generalized Dirac-Fabry-Pérot model introduced by us in the Methods section.

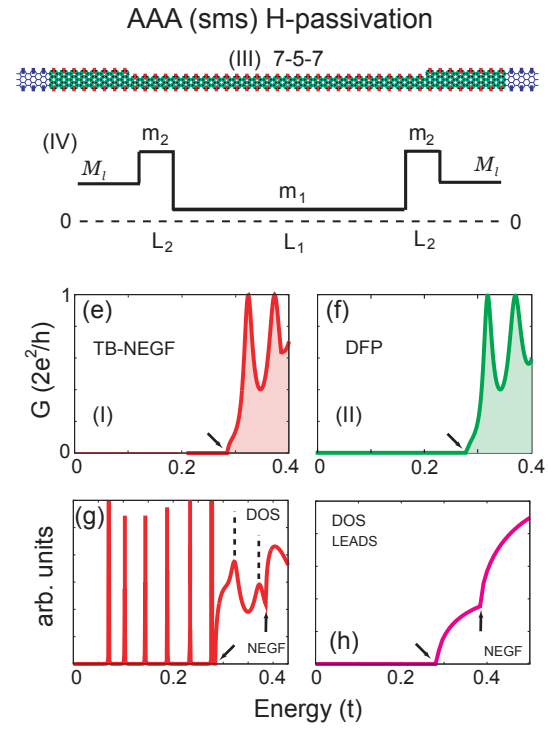
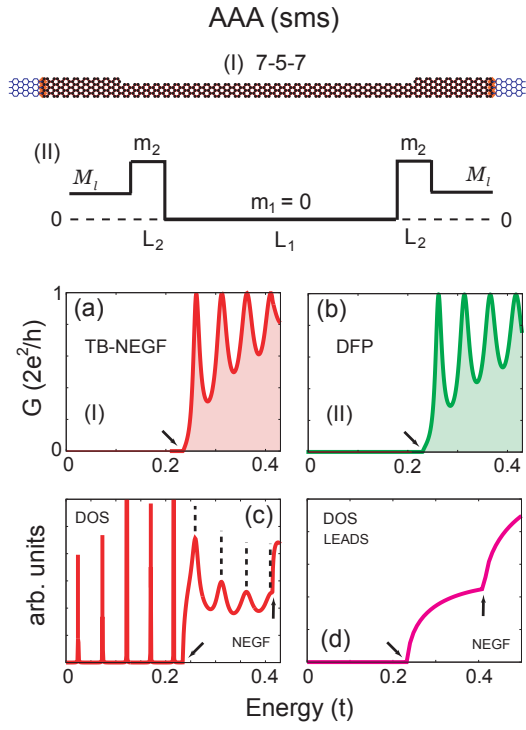


Figure 2: **(Left) Conductance for a 3-segment nanoribbon, all segments having armchair edge termination (i.e. AAA), with a metallic ($\mathcal{N}_2^W = 5$) central constriction and semiconducting leads ($\mathcal{N}_1^W = 7$), hence the designation (sss);** see schematic lattice diagram in (I). (II) Schematics of the mass barriers used in the DFP modeling. (a) TB-NEGF conductance as a function of the Fermi energy of the *massive* Dirac electrons in the leads. (b) DFP conductance reproducing the TB-NEGF result in (a). The mass-barrier parameters used in the DFP reproduction were $L_1 = 60.4a_0$, $m_1 = 0$, $L_2 = 1a_0$, $m_2v_F^2 = 0.37t$. The mass of the electrons in the leads was $\mathcal{M}_1v_F^2 = 0.23t$. (c)-(d) The total DOS of the junction and the density of states in the isolated leads, respectively, according to the TB-NEGF calculations. The arrows indicate the onset of the electronic bands in the leads. Note that the DOS in (c) reveal the existence of five sharp electronic states below the onset (at $0.23t \equiv \mathcal{M}_1v_F^2$) of the first band in the leads [see (d)], which consequently do not generate any conductance resonances [see (a) and (b)]. Note further in (c) the equal energy spacing between the vertical lines [the five solid (red) and four dashed (black) ones] associated with the resonances of a *massless* electron confined within the central metallic aGNR segment.

(Right) H-passivation effects in the conductance of a 3-segment armchair nanoribbon with a metallic ($\mathcal{N}_2^W = 5$) central constriction and semiconducting leads ($\mathcal{N}_1^W = 7$); see schematic lattice diagram in (III). Note that the nearest-neighbor C-C bonds at the armchair edges (thick red and blue lines) have hopping parameters $t' = 1.12t$. (IV) Schematics of the position-dependent mass field used in the DFP modeling. (e) TB-NEGF conductance as a function of the Fermi energy. (f) DFP conductance reproducing the TB-NEGF result in (e). The mass parameters used in the DFP reproduction were $L_1 = 59.5a_0$, $m_1v_F^2 = 0.05t$, $L_2 = 1.5a_0$, $m_2v_F^2 = 0.30t$. The mass of the electrons in the leads was $\mathcal{M}_1v_F^2 = 0.28t$. (g)-(h) The total DOS of the junction and the density of states in the isolated leads, respectively, according to the TB-NEGF calculations. The arrows indicate the onset of the electronic bands in the leads; note the shifts from $0.23t$ to $0.28t$ and from $0.42t$ to $0.38t$ for the onsets of the first and second bands, respectively, compared to the case with $t' = t$ in (d). Compared to left part of Fig. 2, the subtle modifications of mass parameters brought about by having $t' = 1.12t$ result in having six sharp electronic states [see (g)] below the onset (at $0.28t \equiv \mathcal{M}_1v_F^2$) of the first band in the leads [see (h)], which consequently do not generate any conductance resonances [see (e) and (f)]. In addition, within the energy range (0 to $0.4t$) shown in (e) and (f), there are now only two conducting resonances, instead of three compared to (a) and (b). $a_0 = 0.246$ nm is the graphene lattice constant; $t = 2.7$ eV is the graphene hopping parameter.

Segmented Armchair GNRs: semiconducting-metallic-semiconducting.

Our results for a 3-segment ($7 - 5 - 7$) *semiconducting-metallic-semiconducting* aGNR, AAA (sms), are portrayed in Fig. 2 [left, see schematic lattice diagram in Fig. 2(I)]. The first FP oscillation in the TB-NEGF conductance displayed in Fig. 2(a) appears at an energy $\sim 0.22t$, which reflects the intrinsic gap $\Delta/2$ of the semiconducting leads (with $\mathcal{N}_1^W = 7$). The energy spacing between the peaks in Fig. 2(a) is constant in agreement with the metallic (massless DW electrons) character of the central segment with $\mathcal{N}_2^W = 5$. The TB-NEGF pattern in Fig. 2(a) corresponds to the Fabry-Pérot category *FP-A2*. As seen from Fig. 2(b), our generalized Dirac-Fabry-Pérot theory is again capable of faithfully reproducing this behavior.

A deeper understanding of the AAA (sms) case can be gained via an inspection of the density of states (DOS) plotted in Fig. 2(c) for the total segmented aGNR (central segment plus leads) and in Fig. 2(d) for the the isolated leads. In Fig. 2(c), nine equidistant resonance lines are seen. Their energies are close to those resulting from the IMSW Eq. (??) (with $L_1 = 60.4a_0$, see the caption of Fig. 2) for a massless DW electron. Out of these nine resonances, the first five do not conduct [compare Figs. 2(a) and 2(c)] because their energies are lower than the minimum energy (i.e., $\Delta/2 = \mathcal{M}_1 v_F^2 \sim 0.23t$) of the incoming electrons in the leads [see the onset of the first band (marked by an arrow) in the DOS curve displayed in Fig. 2(d)].

Segmented Armchair GNRs: Effects of hydrogen passivation.

As shown in Refs. 11,12, a detailed description of hydrogen passivation requires that the hopping parameters t' for the nearest-neighbor C-C bonds at the armchair edges be given by $t' = 1.12t$. Taking this modification into account, our results for a 3-segment *semiconducting-metallic-semiconducting* aGNR are portrayed in Fig. 2 [right, see schematic lattice diagram in Fig. 2(III)]; this lattice configuration is denoted as "AAA (sms) H-passivation." The first FP oscillation in the TB-NEGF conductance displayed in Fig. 2(e) appears at an energy $\sim 0.28t$, which reflects the intrinsic gap $\Delta/2$ of the properly passivated semiconducting leads (with $\mathcal{N}_1^W = 7$). The energy spacing between the peaks in Fig. 2(e) is slightly away from being constant in agreement with the

small mass $m_1 v_F^2 = 0.05t$ acquired by the central segment with $\mathcal{N}_2^W = 5$, due to taking $t' = 1.12t$. As seen from Fig. 2(f), our generalized Dirac-Fabry-Pérot theory is again capable of faithfully reproducing this behavior.

A deeper understanding of the AAA (sms)-H-passivation case can be gained via an inspection of the DOS plotted in Fig. 2(g) for the total segmented aGNR (central segment plus leads) and in Fig. 2(h) for the isolated leads. In Fig. 2(g), eight (almost, but not exactly, equidistant) resonance lines are seen. Their energies are close to those resulting from the IMSW Eq. (??) (with $L_1 = 59.5a_0$ and $m_1 v_F^2 = 0.05t$; see the caption of Fig. 2) for a Dirac electron with a small mass. Out of these eight resonances, the first six do not conduct [compare Figs. 2(e) and 2(g)] because their energies are lower than the minimum energy (i.e., $\Delta/2 = \mathcal{M}_1 v_F^2 \sim 0.28t$) of the incoming electrons in the leads [see the onset of the first band (marked by an arrow) in the DOS curve displayed in Fig. 2(h)]. From the above we conclude that hydrogen passivation of the aGNR resulted in a small shift of the location of the states, and opening of a small gap for the central metallic narrower (with a width of $N_2^W = 5$) segment, but did not modify the conductance record in any qualitative way. Moreover, the passivation effect can be faithfully captured by the Dirac FP model by a small readjustment of the model parameters.

All-zigzag segmented GNRs.

It is interesting to investigate the sensitivity of the interference features on the edge morphology. We show in this section that the relativistic transport treatment applied to segmented armchair GNRs does not maintain for the case of a nanoribbon segment with zigzag edge terminations. In fact zigzag GNR (zGNR) segments exhibit properties akin to the well-known transport in usual semiconductors, i.e., their excitations are governed by the nonrelativistic Schrödinger equation.

Before discussing segmented GNRs with zigzag edge terminations, we remark that such GNRs with uniform width exhibit stepwise quantization of the conductance, similar to the case of a uniform armchair-edge-terminated GNR [see Fig. 1(a)].

In Fig. 3(a), we display the conductance in a three-segment junction [see lattice schematic in

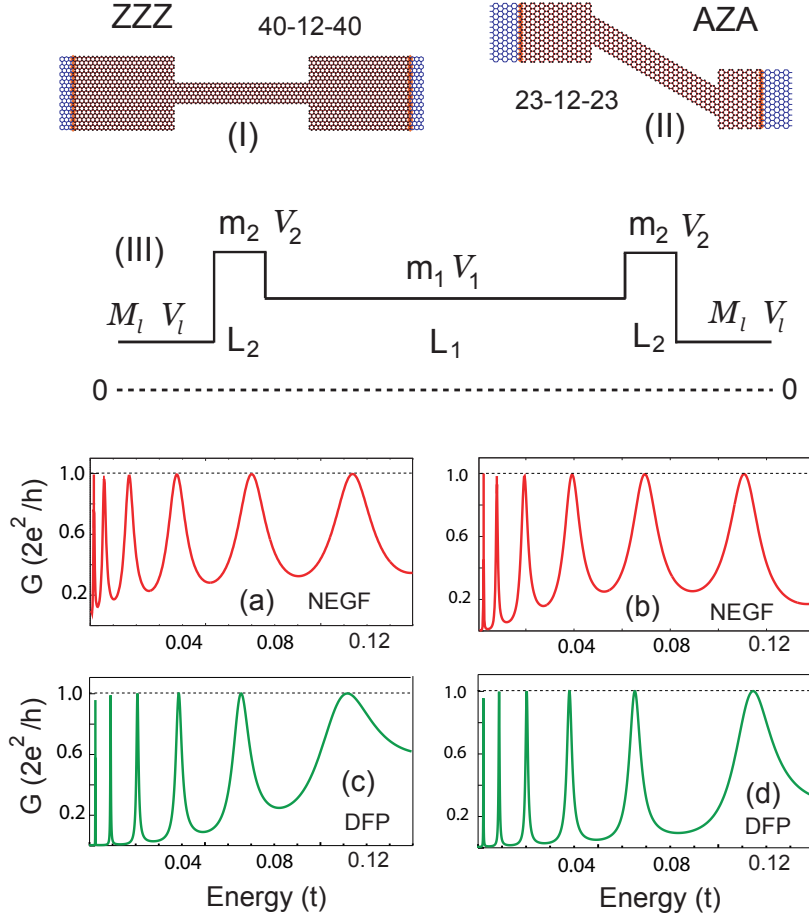


Figure 3: **Conductance for ZZZ (all-zigzag edge termination, left column) and AZA (armchair-zigzag-armchair edge termination, right column) segmented nanoribbon junctions.** See corresponding lattice diagrams in (I) and (II). The 3-segment GNRs are denoted as $\mathcal{N}_1^W - \mathcal{N}_2^W - \mathcal{N}_1^W$, with \mathcal{N}_i^W ($i = 1, 2$) being the number of carbon atoms specifying the width of the ribbon segments. The armchair leads in the AZA junction are metallic ($\mathcal{N}_1^W = 23$, class III aGNR). (a)-(b) TB-NEGF conductance for the ZZZ and AZA junction, respectively. (c) DFP conductance reproducing the TB-NEGF result in (a) for the ZZZ junction. (d) DFP conductance reproducing the TB-NEGF result in (b) for the AZA junction. In spite of the different edge morphology, the Fabry-Pérot patterns in (a) and (b) are very similar. The central zigzag segment controls the Fabry-Pérot patterns. According to the continuum DFP analysis, the physics underlying such patterns is that of a massive nonrelativistic Schrödinger fermionic carrier performing multiple reflections within a cavity defined by a double-mass barrier [see diagram in (III)], but with the additional feature that $V_1 = -m_1 v_F^2$ and $V_1 = -\mathcal{M}_1 v_F^2$ are also considered for segments or leads with zigzag edge terminations (see text for details). The mass and V_i parameters used in the DFP calculations were $L_1 = 30a_0$, $m_1 v_F^2 = 2.23t - cEt$, with $c = 7.3$, $V_1 = -m_1 v_F^2$, $L_2 = 1.1a_0$, $m_2 v_F^2 = 0.38t$, $V_2 = -m_2 v_F^2/3$, $\mathcal{M}_1 v_F^2 = 2.30t$, $V_1 = -\mathcal{M}_1 v_F^2$ in (c) and $L_1 = 29.1a_0$, $m_1 v_F^2 = 2.65t - cEt$, with $c = 8.4$, $V_1 = -m_1 v_F^2$, $L_2 = 1.0a_0$, $m_2 v_F^2 = 0.30t$, $V_2 = -m_2 v_F^2$, $\mathcal{M}_1 = 0$, $V_1 = 0$ in (d). \mathcal{M}_1 and V_1 denote parameters of the leads. E is the energy in units of t . $a_0 = 0.246$ nm is the graphene lattice constant; $t = 2.7$ eV is the hopping parameter.

Fig. 3(I)] when all three segments have zigzag edge terminations (denoted as *ZZZ*), but the central one is narrower than the lead segments. The main finding is that the central segment behaves again as a resonant cavity that yields an oscillatory conductance pattern where the peak spacings are unequal [Fig. 3(a)]. This feature, which deviates from the optical Fabry-Pérot behavior, appeared also in the DFP patterns for a three-segment armchair junction whose central segment was semiconducting, albeit with a different dependence on L [see Figs. 1 and Eq. (??)]. Moreover, from a set of systematic calculations (not shown) employing different lengths and widths, we found that the energy of the resonant levels in zGNR segments varies on the average as $\sim (n/L)^2$, where the integer n counts the resonances and L indicates the length of the central segment. However, a determining difference with the armchair GNR case in Fig. 1 is the vanishing of the valence-to-conductance gap in the zigzag case of Fig. 3(a). It is well known that the above features are associated with resonant transport of electronic excitations that obey the nonrelativistic second-order Schrödinger equation.

Naturally, one could formulate a continuum transport theory based on transfer matrices (see Methods) that use the 1D Schrödinger equation instead of the generalized Dirac Eq. (??). Such a Schrödinger-equation continuum approach, however, is unable to describe mixed armchair-zigzag interfaces (see below), where the electron transits between two extreme regimes, i.e., an ultrarelativistic (i.e., including the limit of vanishing carrier mass) Dirac regime (armchair segment) and a nonrelativistic Schrödinger regime (zigzag segment). We have thus been led to adopt the same Dirac-type transfer-matrix approach as with the armchair GNRs, but with nonvanishing potentials $V = \mp \mathcal{M} v_F^2$. This amounts to shifts (in opposite senses) of the energy scales for particle and hole excitations, respectively, and it yields the desired vanishing value for the valence-to-conduction gap of zigzag GNRs.

The calculated DFP conductance that reproduces well the TB-NEGF result for the *ZZZ* junction [Fig. 3(a)] is displayed in Fig. 3(c); the parameters used in the DFP calculation are given in the caption of Fig. 3. We note that the carrier mass (m_1) in the central zigzag segment exhibits an energy dependence. This is similar to a well known effect (due to nonparabolicity in the $E - k$

dispersion) in the transport theory of usual semiconductors.⁵⁴ We further note that the average mass associated with a zigzag segment is an order of magnitude larger than that found for semi-conducting armchair segments of similar width (see caption in Fig. 1), and this yields energy levels $\sim (n/L)^2$ close to the nonrelativistic limit [see Eq. (??)]. We note that the FP pattern of the *ZZZ* junction belongs to the category *FP-C*.

Mixed armchair-zigzag-armchair segmented GNRs.

Fig. 3 (right column) presents an example of a mixed armchair-zigzag-armchair (AZA) junction, where the central segment has again zigzag edge terminations [see lattice schematic in Fig. 3(II)]. The corresponding TB-NEGF conductance is displayed in Fig. 3(b). In spite of the different morphology of the edges between the leads (armchair) and the central segment (zigzag), the conductance profile of the AZA junction [Fig. 3(b)] is very similar to that of the *ZZZ* junction [Fig. 3(a)]. This means that the characteristics of the transport are determined mainly by the central segment, with the left and right leads, whether zigzag or armchair, acting as reservoirs supplying the impinging electrons.

The DFP result reproducing the TB-NEGF conductance is displayed in Fig. 3(d), and the parameters used are given in the caption. We stress that the mixed AZA junction represents a rather unusual physical regime, where an ultrarelativistic Dirac-Weyl massless charge carrier (due to the metallic armchair GNRs in the leads) transits to a nonrelativistic massive Schrödinger electron in the central segment. We note that the FP pattern of the AZA junction belongs to the *FP-C* category.

Aharonov-Bohm spectra of rhombic graphene rings.

The energy of a particle (with onedimensional momentum p_x) is given by the Einstein relativistic relation $E = \sqrt{(p_x v_F)^2 + (\mathcal{M} v_F^2)^2}$, where \mathcal{M} is the rest mass. As aforementioned, in armchair graphene ribbons, the mass parameter is related to the particle-hole energy gap, Δ , as $\mathcal{M} = \Delta/(2v_F^2)$. In relativistic quantum field theory, the mass of elementary particles is imparted through interaction with a scalar field known as the Higgs field. Accordingly, the mass \mathcal{M} is re-

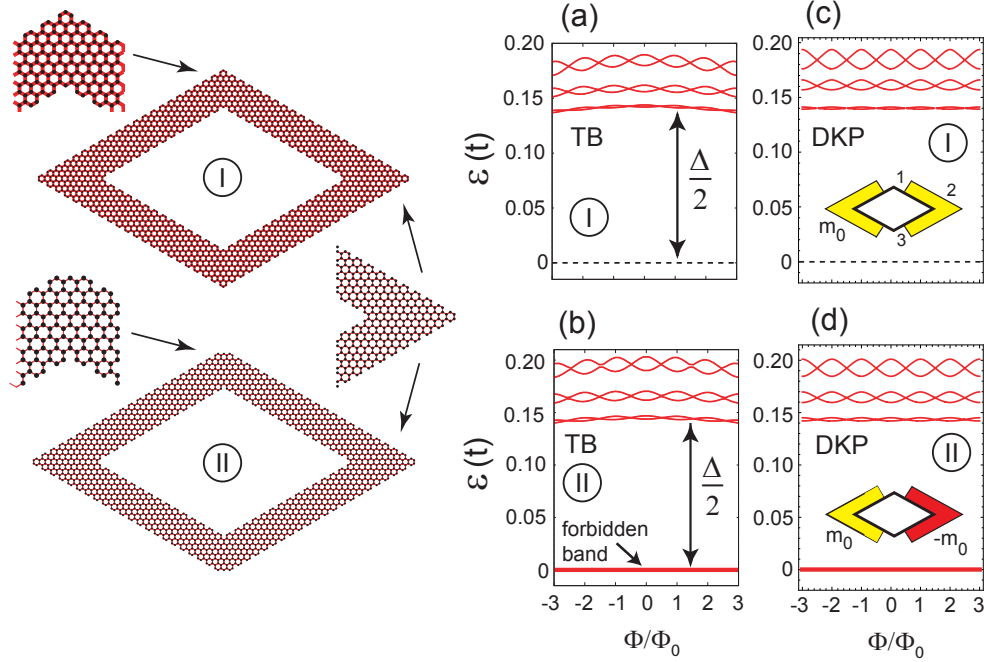


Figure 4: **Aharonov-Bohm spectra for rhombic armchair graphene rings; the two rings that we consider (I and II on the left) show different atomic arrangement at the top and bottom corners.** (a) Tight-binding spectrum for a nanoring with type-I corners and width $\mathcal{N}^W = 12$. (b) TB spectrum for a nanoring with type-II corners and the same width $\mathcal{N}^W = 12$. These armchair graphene rings are semiconducting (type-I) and metallic (type-II). The three (four) lowest-in-energy two-membered bands are shown. The hole states (with $\varepsilon < 0$, not shown) are symmetric to the particle states (with $\varepsilon > 0$). (c,d) DKP spectra reproducing the TB ones in (a) and (b), respectively. Insets in (c) and (d): schematics of the Higgs fields (position-dependent mass) $\phi(x)$ employed in the DKP modeling. $\phi(x)$ is approximated by steplike functions $m_i^{(n)}$; i counts the three regions of each half of the rhombus ($L_1^{(n)} = L_3^{(n)} = a$ and $L_2^{(n)} = b$), and n ($n = 1, 2$). The non-zero (constant) variable-mass values of $\phi(x)$ are indicated by yellow (red) color when positive (negative). The parameters used in the DKP modeling are: (c) $a = 1.3a_0$, $b = 66a_0$, $m_1^{(n)} = m_3^{(n)} = 0$, $m_2^{(n)} = m_0 = 0.15t/v_F^2$ [see corresponding schematic inset in (c)] and (d) $a = 6.5a_0$, $b = 55a_0$, $m_1^{(n)} = m_3^{(n)} = 0$, $m_2^{(n)} = (-1)^n m_0$ with $m_0 = 0.15t/v_F^2$ [see schematic inset in (d)]. Note the two-membered braided bands and the “forbidden” band [within the gap, in (b) and (d)]. The twofold forbidden band with $\varepsilon \sim 0$ appears as a straight line due to the very small amplitude oscillations of its two members. $a_0 = 0.246$ nm is the graphene lattice constant and $t = 2.7$ eV is the hopping parameter. The edge terminations of both the inside and outside sides of the ring are armchair.

placed by a position-dependent Higgs field $\phi(x) \equiv m(x)$, to which the relativistic fermionic field $\Psi(x)$ couples through the Yukawa Lagrangian^{21,55,56} $\mathcal{L}_Y = -\phi\Psi^\dagger\beta\Psi$ (β being a Pauli matrix). In the elementary-particles Standard Model,⁵⁷ such coupling is responsible for the masses of quarks and leptons. For $\phi(x) \equiv \phi_0$ (constant) $\mathcal{M}v_F^2 = \phi_0$, and the massive fermion Dirac theory is recovered.

We exploit the generalized Dirac physics governed by a total Lagrangian density $\mathcal{L} = \mathcal{L}_f + \mathcal{L}_\phi$, where the fermionic part is given by

$$\mathcal{L}_f = -i\hbar\Psi^\dagger\frac{\partial}{\partial t}\Psi - i\hbar v_F\Psi^\dagger\alpha\frac{\partial}{\partial x}\Psi + \mathcal{L}_Y, \quad (20)$$

and the scalar-field part has the form

$$\mathcal{L}_\phi = -\frac{1}{2}\left(\frac{\partial\phi}{\partial x}\right)^2 - \frac{\xi}{4}(\phi^2 - \phi_0^2)^2, \quad (21)$$

with the potential $V(\phi)$ (second term) assumed to have a double-well ϕ^4 form; ξ and ϕ_0 are constants.

Henceforth, the Dirac equation (see Methods) is generalized as

$$E\Psi + i\hbar v_F\alpha\frac{\partial\Psi}{\partial x} - \beta\phi(x)\Psi = 0. \quad (22)$$

In one dimension, the fermion field is a two-component spinor $\Psi = (\psi_u, \psi_l)^T$; u and l stand, respectively, for the upper and lower component and α and β can be any two of the three Pauli matrices.

A graphene polygonal ring can be viewed as made of connected graphene-nanoribbon fragments (here we consider aGNRs). The excitations of an infinite aGNR are described by the 1D massive Dirac equation, see Eq. (??) with $\alpha = \sigma_2$, $\beta = \sigma_1$, and $\phi(x) \equiv \phi_0 = \Delta/2 \equiv |t_1 - t_2|$. The two (in general) unequal hopping parameters t_1 and t_2 are associated with an effective 1D tight-binding problem) and are given⁵⁸ by $t_1 = -2t\cos[p\pi/(\mathcal{N}^W + 1)]$, $p = 1, 2, \dots, \mathcal{N}^W$ and $t_2 = -t$;

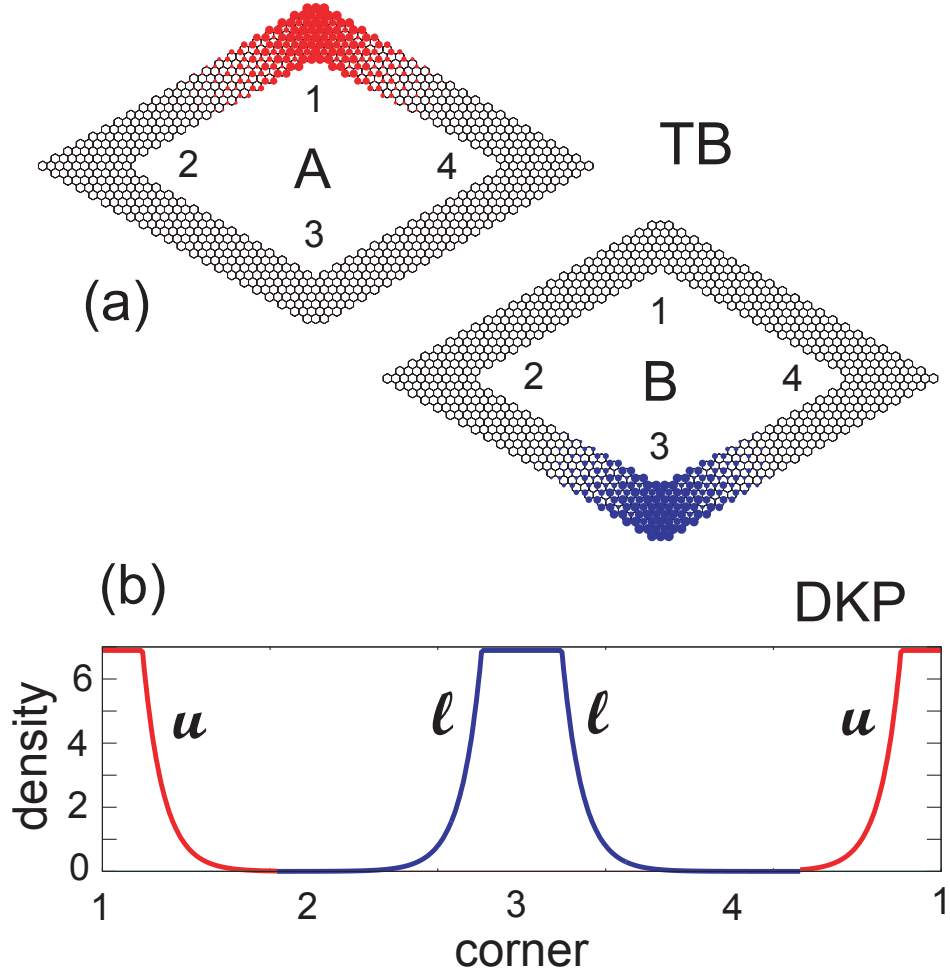


Figure 5: **Wave functions for an excitation belonging to the “forbidden” solitonic band.** (a) *A*-sublattice (red) and *B*-sublattice (blue) components of the TB state with energy $\varepsilon = 0.280 \times 10^{-4}t$ at $\Phi = 0$, belonging to the forbidden solitonic band of the type-II nanoring with $\mathcal{N}^W = 12$ [see Fig. 4(b)]. (b) Upper (red) and lower (blue) spinor components for the corresponding state (forbidden band) according to the DKP spectrum [see Fig. 4(d)], reproducing the TB behavior of the type-II nanoring with $\mathcal{N}^W = 12$ ($m_0 = 0.15t/v_F^2$). The TB and DKP wave functions for all states of the solitonic band are similar to those displayed here. The wave functions here represent a pair of solitons. For contrast, see Fig. 10 in Ref. 21 which portrays schematically the spinor Ψ_S for a *single* fermionic soliton attached to a Higgs field with a smooth kink-soliton analytic shape $\phi_k(x) = \phi_0 \tanh\left(\sqrt{\xi/2}\phi_0 x\right)$. $\phi_k(x)$ is a solution^{17,21} of the Lagrangian in Eq. (??). DKP densities in units of $10^{-3}/a_0$.

\mathcal{N}^W is the number of carbon atoms specifying the width of the nanoribbon and $t = 2.7$ eV is the hopping parameter for 2D graphene. The effective⁵⁸ TB Hamiltonian of an aGNR has a form similar to that used in *trans*-polyacetylene (a single chain of carbon atoms). In *trans*-polyacetylene, the

inequality of t_1 and t_2 (referred to as dimerization) is a consequence of the aforementioned Peierls distortion induced by the electron-phonon coupling. For an armchair graphene ring, this inequality is a topological effect associated with the geometry of the edge and the width of the ribbon. We recall that as a function of their width, \mathcal{N}^W , the armchair graphene nanoribbons fall into three classes: (I) $\mathcal{N}^W = 3l$ (semiconducting, $\Delta > 0$), (II) $\mathcal{N}^W = 3l + 1$ (semiconducting, $\Delta > 0$), and (III) $\mathcal{N}^W = 3l + 2$ (metallic $\Delta = 0$), $l = 1, 2, 3, \dots$

We adapt the “crystal” approach⁵² to the Aharonov-Bohm (AB) effect, and introduce a virtual Dirac-Kronig-Penney⁵¹ (DKP) relativistic superlattice (see Methods). Charged fermions in a perpendicular magnetic field circulating around the ring behave like electrons in a spatially periodic structure (period \mathcal{D}) with the magnetic flux Φ/Φ_0 ($\Phi_0 = hc/e$) playing the role of the Bloch wave vector k , i.e., $2\pi\Phi/\Phi_0 = k\mathcal{D}$ [see the cosine term in Eq. (??)].

Naturally, nanorings with arms made of nanoribbon segments belonging to the semiconducting classes may be expected to exhibit a particle-hole gap (particle-antiparticle gap in RQF theory). Indeed this is found for a rhombic armchair graphene ring (AGR) [see gap Δ in Fig. 4(a)] with a width of $\mathcal{N}^W = 12$ carbon atoms having type-I corners. Surprisingly, a rhombic armchair graphene nanoring of the same width $\mathcal{N}^W = 12$, but having corners of type-II, demonstrates a different behavior, showing a “forbidden” band (with $\varepsilon \sim 0$) in the middle of the gap region [see Fig. 4(b)].

This behavior of rhombic armchair graphene rings with type-II corners can be explained through analogies with RQF theoretical models, describing single zero-energy fermionic solitons with fractional charge^{17,59} or their modifications when forming soliton/anti-soliton systems.^{17,60} (A solution of the equation of motion corresponding to Eq. (??), is a Z_2 kink soliton, $\phi_k(x)$. The solution of Eq. (??) with $\phi = \phi_k(x)$ is the fermionic soliton.) We model the rhombic ring with the use of a continuous 1D Kronig-Penney⁵¹ model (see Methods) based on the generalized Dirac equation (??), allowing variation of the scalar field $\phi(x)$ along the ring’s arms. We find that the DKP model reproduces [see Fig. 4(d)] the spectrum of the type-II rhombic ring (including the forbidden band) when considering alternating masses $\pm m_0$ associated with each half of the ring [see inset in Fig. 4(d)].

In analogy with the physics of *trans*-polyacetylene (see remarks in the introductory section), the positive and negative masses correspond to two degenerate domains associated with the two possible dimerization patterns^{16,17} $\dots - t_1 - t_2 - t_1 - t_2 - \dots$ and $\dots - t_2 - t_1 - t_2 - t_1 - \dots$, which are possible in a single-atom chain. The transition zones between the two domains (here two of the four corners of the rhombic ring) are referred to as the domain walls.

For a single soliton, a (precise) zero-energy fermionic excitation emerges, localized at the domain wall. In the case of soliton-antisoliton pairs, paired energy levels with small positive and negative values appear within the gap. The TB spectrum in Fig. 4(b) exhibits a forbidden band of two paired $+/-$ levels, a property fully reproduced by the DKP model that employs two alternating mass domains [Fig. 4(d)]. The twofold forbidden band with $\varepsilon \sim 0$ appears as a straight line due to the very small amplitude oscillations of its two members. $a_0 = 0.246$ nm is the graphene lattice constant and $t = 2.7$ eV is the hopping parameter.

The strong localization of a fraction of a fermion at the domain walls (two of the rhombus' corners), characteristic of fermionic solitons¹⁷ and of soliton/anti-soliton pairs,⁶⁰ is clearly seen in the TB density distributions (modulus of single-particle wave functions) displayed in Fig. 5(a). The TB A (B) sublattice component of the tight-binding wave functions localizes at the odd numbered corners. These alternating localization patterns are faithfully reproduced [see Fig. 5(b)] by the upper, ψ_u , and lower, ψ_l , spinor components of the continuum DKP model. The soliton-antisoliton pair in Fig. 5(b) generates an $e/2$ charge fractionization at each of the odd-numbered corners, which is similar to the $e/2$ fractionization familiar from polyacetylene.

The absence of a forbidden band (i.e., solitonic excitations within the gap) in the spectrum of the type-I rhombic nanorings [see Fig. 4(a)] indicates that the corners in this case do not induce an alternation between the two equivalent dimerized domains (represented by $\pm m_0$ in the DKP model). Here the corners do not act as topological domain walls. Nevertheless, direct correspondence between the TB and DKP spectra is achieved here too by using a variable Higgs field defined as $\phi(x) = m_i^{(n)}(x)$ with $m_1^{(n)} = m_3^{(n)} = 0$ and $m_2^{(n)} = m_0 = 0.15t/v_F^2$ [see the schematic inset in Fig. 4(c) and the DKP spectrum plotted in the same figure].

Discussion

In this paper we focused on manifestations of relativistic and/or nonrelativistic quantum behavior explored through theoretical considerations of transport in graphene nanostructures and spectral and topological effects in graphene nanorings in the presence of magnetic fields. In particular, we investigated the emergence of new behavior of electrons in atomically precise segmented graphene nanoribbons (GNRs) with different edge terminations (armchair, zigzag and mixed ones), and in graphene rings. To these aims we have employed tight-binding calculations of electronic states with and without applied magnetic fields, the non-equilibrium Green's function transport theory, and a newly developed Dirac continuum model that absorbs the valence-to-conductance energy gaps as position-dependent masses, including topological-in-origin mass-barriers at the contacts between segments.

The electronic conductance has been found to exhibit Fabry-Pérot oscillations, or resonant tunneling, associated with partial confinement and formation of a quantum box (resonant cavity) in the junction. Along with the familiar optical FP oscillations, exhibiting equal spacing between neighboring peaks, that we find for massless electrons in GNRs with metallic armchair central segments, we find other FP categories that differ from the optical one. In particular, our calculations reveal: (a) A massive relativistic FP pattern exhibiting a valence-to-conduction gap and unequal peak spacings. This pattern is associated with semiconducting armchair nanoribbon central segments, irrespective of whether the armchair leads are metallic or semiconducting. (b) A massive non-relativistic FP pattern with $1/L^2$ peak spacings, but with a vanishing valence-to-conduction gap. This pattern is the one expected for the carriers in usual semiconductors described by the (nonrelativistic) Schrödinger equation, and it is associated with zigzag nanoribbon central segments, regardless of whether zigzag or metallic armchair leads are used.

Perfect quantized-conductance flat steps were found only for uniform GNRs. In the absence of extraneous factors, like disorder, in our theoretical model, the deviations from the perfect quantized-conductance steps were unexpected. However, this aforementioned behavior obtained through TB-NEGF calculations is well accounted for by a 1D continuum fermionic Dirac-Fabry-

Pérot interference theory (see Methods). This approach employs an effective position-dependent mass term in the Dirac Hamiltonian to absorb the finite-width (valence-to-conduction) gap in armchair nanoribbon segments, as well as the barriers at the interfaces between nanoribbon segments forming a junction. For zigzag nanoribbon segments the mass term in the Dirac equation reflects the nonrelativistic Schrodinger-type behavior of the excitations. The carrier mass in zigzag-terminated GNR segments is much larger than the particle mass in semiconducting armchair-terminated GNR segments. Furthermore in the zigzag GNR segments (which are always characterized by a vanishing valence-to-conduction energy gap), the mass corresponds simply to the carrier mass. In the armchair GNR segments, the carrier mass endows (in addition) the segment with a valence-to-conduction energy gap, according to Einstein's relativistic energy relation [see Eq. (1)].

We concluded with a brief discussion of the physics of electrons in segmented polygonal rings, which may be regarded as constructed by connecting GNR segments. Evaluation of the electronic states in a rhombic graphene nanoring under the influence of an applied magnetic field in the Aharonov-Bohm regime, and their analysis with the use of a relativistic quantum-field theoretical model, unveils development of a topological-in-origin zero-energy soliton state and charge fractionization.

The above findings point to a most fundamental underlying physics, namely that the topology of disruptions of the regular honeycomb lattice (e.g., variable width segments, corners, edges) generates a scalar-potential field (position-dependent mass, identified^{21,22} also as a Higgs-type field), which when integrated into a generalized Dirac equation for the electrons provides a unifying framework for the analysis of transport processes through graphene segmented junctions and the nature of electronic states in graphene nanorings.

With growing activities and further improvements in the areas of bottom-up fabrication and manipulation of atomically precise²⁴⁻³⁰ graphene nanostructures and the anticipated measurement of conductance through them, the above findings could serve as impetus and implements aiding the design and interpretation of future experiments.

References

- (1) Nitzan, A.; Ratner, M. A. Electron Transport in Molecular Wire Junctions. *Science* **2003**, *300*, 1384-1389.
- (2) Joachim, C.; Ratner, M. A. Molecular Electronics: Some Views on Transport Junctions and Beyond. *Proc. Nat. Acad. Sci. (USA)* **2005**, *102*, 8801-8808.
- (3) Lindsay, S. M.; Ratner, M. A. Molecular Transport Junctions: Clearing Mists. *Adv. Mater.* **2007**, *19*, 23-31.
- (4) Hod, O.; Rabani, E.; Baer, R. Magnetoresistance of Nanoscale Molecular Devices. *Acc. Chem. Res.* **2006**, *39*, 109-117.
- (5) Bergfield, J. P.; Ratner, M. A. Forty Years of Molecular Electronics: Non-Equilibrium Heat and Charge Transport at the Nanoscale. *Phys. Stat. Solidi B* **2013**, *250*, 2249-2266.
- (6) Rai, D.; Hod, O.; Nitzan, A. Magnetic Field Control of the Current through Molecular Ring Junctions. *J. Phys. Chem. Lett.* **2011**, *2*, 2118-2124.
- (7) Kroto, H. W.; Heath, J. R.; O'Brien, S. C.; Curl R. F.; Smalley, R. E. C₆₀: Buckminsterfullerene. *Nature* **1985**, *318*, 162-163.
- (8) Iijima, S. Helical Microtubules of Graphitic Carbon. *Nature* **1991**, *354*, 56-58.
- (9) Novoselov, K. S.; Geim, A. K.; Morozov, S. V.; Jiang, D.; Zhang, Y.; Dubonos, S. V.; Grigorieva, I. V.; Firsov, A. A. Electric Field Effect in Atomically Thin Carbon Films. *Science* **2004**, *306*, 666-669.
- (10) Nakada, K.; Fujita, M.; Dresselhaus, G.; Dresselhaus, M. S. Edge State in Graphene Ribbons: Nanometer Size Effect and Edge Shape Dependence. *Phys. Rev. B: Condens. Matter Mater. Phys.* **1996**, *54*, 17954-17961.

- (11) Son, Y. W.; Cohen, M. L.; Louie, S. G. Energy Gaps in Graphene Nanoribbons. *Phys. Rev. Lett.* **2006**, *97*, 216803.
- (12) Wang, Z. F.; Li, Q.; Zheng, H.; Ren, H.; Su, H.; Shi, Q. W.; Chen, J. Tuning the Electronic Structure of Graphene Nanoribbons through Chemical Edge Modification: A Theoretical Study. *Phys. Rev. B: Condens. Matter Mater. Phys.* **2007**, *75*, 113406.
- (13) Wakabayashi, K.; Sasaki, K.; Nakanishi, T.; Enoki, T. Electronic States of Graphene Nanoribbons and Analytical Solutions. *Sci. Technol. Adv. Mater.* **2010**, *11*, 054504, and references therein.
- (14) Castro Neto, A. H.; Guinea, F.; Peres, N. M. R.; Novoselov, K. S.; Geim, A. K. The Electronic Properties of Graphene. *Rev. Mod. Phys.* **2009**, *81*, 109-162.
- (15) Katsnelson, M. I.; Novoselov, K. S.; Geim, A. K. Chiral Tunnelling and the Klein Paradox in Graphene. *Nature Phys.* **2006**, *2*, 620-625.
- (16) Heeger, A. J.; Kivelson, S.; Schrieffer, J. R.; Su, W.-P. Solitons in Conducting Polymers. *Rev. Mod. Phys.* **1988**, *60*, 781-847.
- (17) Jackiw, R.; Schrieffer, J. R. Solitons with Fermion Number $1/2$ in Condensed Matter and Relativistic Field Theories. *Nucl. Phys. B* **1981**, *190* [FS3], 253-265.
- (18) Jackiw, R. Fractional and Majorana Fermions: The Physics of Zero-Energy Modes. *Phys. Scr.* **2012**, *T146*, 014005.
- (19) Peierls, R. F. *Quantum Theory of Solids*; Clarendon Press: Oxford, **1955**.
- (20) Romanovsky, I.; Yannouleas, C.; Landman, U. Patterns of the Aharonov-Bohm Oscillations in Graphene Nanorings. *Phys. Rev. B: Condens. Matter Mater. Phys.* **2012**, *85*, 165434.
- (21) Romanovsky, I.; Yannouleas, C.; Landman, U. Topological Effects and Particle Physics Analogies Beyond the Massless Dirac-Weyl Fermion in Graphene Nanorings. *Phys. Rev. B: Condens. Matter Mater. Phys.* **2013**, *87*, 165431.

- (22) Yannouleas, C.; Romanovsky, I.; Landman, U. Beyond the Constant-Mass Dirac Physics: Solitons, Charge Fractionization, and the Emergence of Topological Insulators in Graphene Rings. *Phys. Rev. B: Condens. Matter Mater. Phys.* **2014**, *89*, 035432.
- (23) Kivelson, S.; Chapman, O. I. Polyacene and A New Class of Quasi-One-Dimensional Conductors. *Phys. Rev. B: Condens. Matter Mater. Phys.* **1983**, *28*, 7236-7243.
- (24) Cai, J. M.; Ruffieux, P.; Jaafar, R.; Bieri, M.; Braun, T.; Blankenburg, S.; Muoth, M.; Seitsonen, A. P.; Saleh, M.; Feng, X.-L.; et al. Atomically Precise Bottom-Up Fabrication of Graphene Nanoribbons. *Nature* **2010**, *466*, 470-473.
- (25) Fuhrer, M. S. Graphene: Ribbons Piece-by-Piece. *Nat. Mat.* **2010**, *9*, 611-612.
- (26) Huang, H.; Wei, D.; Sun, J.; Wong, S. L.; Feng, Y. P.; Castro Neto, A. H.; Wee, A. T. S. Spatially Resolved Electronic Structures of Atomically Precise Armchair Graphene Nanoribbons. *Sci. Rep.* **2012**, *2*, 983.
- (27) Van der Lit, J.; Boneschanscher, M. P.; Vanmaekelbergh, D.; Ijäs, M.; Uppstu, A.; Ervasti, M.; Harju, A.; Liljeroth, P.; Swart, I. Suppression of Electron-Vibron Coupling in Graphene Nanoribbons Contacted via A Single Atom. *Nat. Commun.* **2013**, *4*, 2023.
- (28) Narita, A.; Feng, X.-L.; Hernandez, Y.; Jensen, S. A.; Bonn, M.; Yang, H. F.; Verzhbitskiy, I. A.; Casiraghi, C.; Hansen, M. R.; Koch, A. H. R.; et al. Synthesis of Structurally Well-Defined and Liquid-Phase-Processable Graphene Nanoribbons. *Nat. Chem.* **2014**, *6*, 126-132.
- (29) Hartley, C. S. Graphene Synthesis: Nanoribbons From the Bottom-Up. *Nat. Chem.* **2014**, *6*, 91-92.
- (30) Vo, T. H.; Shekhiriev, M.; Kunkel, D. A.; Morton, M. D.; Berglund, E.; Kong, L.; Wilson, P. M.; Dowben, P. A.; Enders, A.; Sinitskii, A. Large-Scale Solution Synthesis of Narrow Graphene Nanoribbons. *Nat. Commun.* **2014**, *5*, 3189.

- (31) Blankenburg, S.; Cai J. M.; Ruffieux, P.; Jaafar, R.; Passerone, D.; Feng, X.-L.; Müllen, K.; Fasel, R.; Pignedoli, C. A. Intraribbon Heterojunction Formation in Ultranarrow Graphene Nanoribbons. *ACS Nano* **2012**, *6*, 2020-2025.
- (32) van Houten, H.; Beenakker, C. W. J.; Williamson, J. G.; Broekaart, M. E. I.; van Loosdrecht, P. H. M. Coherent Electron Focusing with Quantum Point Contacts in A Two-Dimensional Electron Gas. *Phys. Rev. B: Condens. Matter Mater. Phys.* **1989**, *39*, 8556-8575.
- (33) Ji, Y.; Chung, Y. C.; Sprinzak, D.; Heiblum, M.; Mahalu, D.; Shtrikman, H. An Electronic Mach-Zehnder Interferometer. *Nature* **2003**, *422*, 415-418.
- (34) vanWees, B. J.; van Houten, H.; Beenakker, C. W. J.; Williamson, J. G.; Kouwenhoven, L. P.; van der Marel, D.; Foxon, C. T. Quantized Conductance of Point Contacts in A Two-Dimensional Electron Gas. *Phys. Rev. Lett.* **1988**, *60*, 848-850.
- (35) Pascual, J. I.; Méndez, J.; Gómez-Herrero, J.; Baró, A. M.; Garcia, N.; Landman, U.; Luedtke, W. D.; Bogachek, E. N.; Cheng, H.-P. Properties of Metallic Nanowires: From Conductance Quantization to Localization. *Science* **1995**, *267*, 1793-1795.
- (36) Liang, W.; Bockrath, M.; Bozovic, D.; Hafner, J. H.; Tinkham, M.; Park, H. Fabry-Pérot Interference in A Nanotube Electron Waveguide. *Nature* **2001**, *411*, 665-669.
- (37) Vaughan, J.M.; *The Fabry-Pérot Interferometer*; Hilger: Bristol, **1989**.
- (38) Lipson, S. G.; Lipson, H.; Tannhauser, D. S. *Optical Physics*; Cambridge Univ. Press: London, **1995**, 3rd ed.; p. 248.
- (39) Rickhaus, P.; Maurand, R.; Liu, M.-H.; Weiss, M.; Richter, K.; Schönenberger, Ch. Ballistic Interferences in Suspended Graphene. *Nat. Commun.* **2013**, *4*, 2342.
- (40) Datta, S.; *Quantum Transport: Atom to Transistor*; Cambridge University Press: Cambridge, **2005**.

- (41) Lake, R.; Datta, S. Nonequilibrium Green's-Function Method Applied to Double-Barrier Resonant-Tunneling Diodes. *Phys. Rev. B: Condens. Matter Mater. Phys.* **1992**, *45*, 6670 - 6685.
- (42) Ezawa, M. Peculiar Band Gap Structure of Graphene Nanoribbons. *Phys. Stat. Sol. (c)* **2007**, *4*, 489-492.
- (43) Recher, P.; Trauzettel, B.; Rycerz, A.; Blanter, Ya. M.; Beenakker, C. W. J.; Morpurgo, A. F. Aharonov-Bohm Effect and Broken Valley Degeneracy in Graphene Rings. *Phys. Rev. B: Condens. Matter Mater. Phys.* **2007**, *76*, 235404.
- (44) Bahamon, D. A.; Pereira, A. L. C.; Schulz, P. A. Inner and Outer Edge States in Graphene Rings: A Numerical Investigation. *Phys. Rev. B: Condens. Matter Mater. Phys.* **2009**, *79*, 125414.
- (45) Wurm, J.; Wimmer, M.; Baranger, H. U.; Richter, K. Graphene Rings in Magnetic Fields: Aharonov-Bohm Effect and Valley Splitting. *Semicond. Sci. Technol.* **2010**, *25*, 034003.
- (46) Hung Nguyen, V.; Niquet, Y. M.; Dollfus, P. Aharonov-Bohm Effect and Giant Magnetoresistance in Graphene Nanoribbon Rings. *Phys. Rev. B: Condens. Matter Mater. Phys.* **2013**, *88*, 035408.
- (47) Hung Nguyen, V.; Niquet, Y. M.; Dollfus, P. The Interplay Between the Aharonov-Bohm Interference and Parity Selective Tunneling in Graphene Nanoribbon Rings. *J. Phys.: Condens. Matter* **2014**, *26*, 205301.
- (48) Xu, H.; Heinzl, T.; Evaldsson, M.; Zozoulenko, I. V. Magnetic Barriers in Graphene Nanoribbons: Theoretical Study of Transport Properties. *J. Phys.: Condens. Matter* **2008**, *77*, 245401.
- (49) Jiao, L.; Wang, X.; Diankov, G.; Wang, H.; Dai, H. Facile Synthesis of High-Quality Graphene Nanoribbons. *Nat. Nanotech.* **2010**, *5*, 321-325.

- (50) Ritter, C.; Makler, S. S.; Latgé, A. Energy-Gap Modulations of Graphene Ribbons under External Fields: A Theoretical Study. *J. Phys.: Condens. Matter* **2008**, *77*, 195443.
- (51) McKellar, B. H. J.; Stephenson, Jr., G. J. Relativistic Quarks in One-Dimensional Periodic Structures. *Phys. Rev. C* **1987**, *35*, 2262-2271.
- (52) Büttiker, M.; Imry, Y.; Landauer, R. Josephson Behavior in Small Normal One-Dimensional Rings. *Phys. Lett. A* **1983**, *96*, 365-367.
- (53) Alberto, P.; Fiolhais, C.; Gil, V. M. S. Relativistic Particle in A Box. *Eur. J. Phys.* **1996**, *17*, 19-24.
- (54) López-Villanueva, J. A.; Melchor, I.; Cartujo, P.; Carceller, J. E. Modified Schrödinger-Equation Including Nonparabolicity For the Study of A Two-Dimensional Electron Gas. *Phys. Rev. B: Condens. Matter Mater. Phys.* **1993**, *48*, 1626-1631.
- (55) MacKenzie, R.; Palmer, W. F. Bags via Bosonization. *Phys. Rev. D* **1990**, *42*, 701-709.
- (56) Bednyakov, V. A.; Giokaris, N. D.; Bednyakov, A. V. On Higgs Mass Generation Mechanism in the Standard Model. *Phys. Part. Nucl.* **2008**, *39*, 13-36; arXiv:hep-ph/0703280.
- (57) Griffith, D.; *Introduction to Elementary Particles*; Wiley-VCH: Weinheim, Germany, **2008**; 2nd edition.
- (58) Zheng, H. X.; Wang, Z. F.; Luo, T.; Shi, Q. W.; Chen, J. Analytical Study of Electronic Structure in Armchair Graphene Nanoribbons. *Phys. Rev. B: Condens. Matter Mater. Phys.* **2007**, *75*, 165414.
- (59) Jackiw, R.; Rebbi, C. Solitons with Fermion Number 1/2. *Phys. Rev. D* **1976**, *13*, 3398-3409.
- (60) Jackiw, R.; Kerman, A. K.; Klebanov, I.; Semenoff, G. Fluctuations of Fractional Charge in Soliton Anti-Soliton Systems. *Nucl. Phys. B* **1983**, *225*, 233-246.

Acknowledgements: This work was supported by a grant from the Office of Basic Energy Sciences of the US Department of Energy under Contract No. FG05-86ER45234. Computations were made at the GATECH Center for Computational Materials Science.

Author Contributions: I.R. & C.Y. performed the computations. C.Y., I.R. & U.L. analyzed the results. C.Y. & U.L. wrote the manuscript.

Competing financial interests: The authors declare no competing financial interests.

Correspondence should be addressed to U.L.: (Uzi.Landman@physics.gatech.edu).