

One hole in the two-leg t - J ladder and adiabatic continuity to the non-interacting limit

S. R. White, D. J. Scalapino, and S. A. Kivelson

Department of Physics, University of California, Irvine, California 92697, USA,

Department of Physics, University of California, Santa Barbara, California, 93106, USA,

Department of Physics, Stanford University, Stanford, California 94305, USA

(Dated: March 1, 2024)

We have carried out density-matrix-renormalization group (DMRG) calculations for the problem of one doped hole in a two-leg $t - J$ ladder. Recent studies have concluded that exotic “Mott” physics — arising from the projection onto the space of no double-occupied sites — is manifest in this model system, leading to charge localization and a new mechanism for charge modulation. In contrast, we show that there is no localization and that the charge density modulation arises when the minimum in the quasiparticle dispersion moves away from π . Although singular changes in the quasiparticle dispersion do occur as a function of model parameters, all the DMRG results can be qualitatively understood from a non-interacting “band-structure” perspective.

A strongly correlated quantum system is one in which the interactions are at least comparable to the kinetic energy so weak-coupling, perturbative approaches cannot be justified. However, a key question is – under what circumstances does the behavior of such systems extrapolate smoothly to the weakly interacting limit so that, at least at the phenomenological level, weak coupling intuitions can still be applied? There are certainly forms of broken symmetry, such as charge-density wave order in more than 1D, which are at the very least unnatural at weak coupling, and there can be still more exotic phases, especially those that support topological order and fractionalization, which have no weak-coupling analogues. What about the important case of a doped Mott insulator? It has been argued by many authors that there is an additional quantity, sometimes referred to as “Mottness”, which through the effect of the constraint of no double-occupancy produced by a strong local “Hubbard U ,” can invalidate the quasiparticle picture and preclude the adiabatic continuation to the weakly interacting reference state that underlies Fermi liquid theory.

The idea that the quasiparticle picture fails qualitatively has gained strong support from a set of papers by Zhu *et al*^{2–5}, in which extensive numerical experiments have been carried out using the density matrix renormalization group (DMRG)⁵ on a set of $t - J$ ladders. It has long been thought that the undoped two-leg $t - J$ ladder is adiabatically related to a band insulator, and a number of early exact diagonalization⁶ and quantum Monte Carlo⁷ studies supported the idea that doped holes form conventional quasiparticles. In striking contrast, Zhu *et al* reported that a doped hole in a two leg ladder *localizes* at large length scales, *a finding that is incompatible with Bloch’s theorem for any quasiparticle state*. Similar localization was reported on three and four leg systems, although the data is less extensive. Zhu *et al* proposed an explanation for this behavior based on considerations of “hole phase-strings” and a new type of “Weng statistics.” It has been further proposed,⁸ that this new paradigm can account for a wide range of phenomena in doped Mott insulators, including stripe formation in the cuprates.

In this paper, we have focussed on the two-leg $t - J$

ladder with one doped hole. We have carried out DMRG calculations to extract the ground-state properties of ladders of length up to $L = 1000$, and time-dependent DMRG^{6–8} (tDMRG) calculations on ladders up to $L = 120$ to obtain unprecedentedly complete information concerning the dynamical one-hole Green function, G . Following Zhu *et al* we have considered a range of values of the parameter α , the ratio of the hopping matrix elements and the exchange couplings on the legs and the rungs of the ladder. In contrast to them, we find that the one hole state is never localized. On the other hand, we corroborate their discovery that a notable change in the character of the one-hole state occurs at a critical value of $\alpha = \alpha_c \approx 0.68$; in particular the quasiparticle effective mass diverges as $\alpha \rightarrow \alpha_c$. However, this singular behavior does not imply the existence of a phase transition, as changes in the properties of a single doped hole do not reflect changes in the thermodynamic state of the system. Indeed, we show directly from the structure of G that the quasiparticle is well defined for α on both sides of α_c , that there is no “spin-charge separation,” and that the quasiparticle weight, $Z(\alpha)$, is always substantial. Indeed, all the properties of the low energy one hole states can be adiabatically related to those of a single hole in a non-interacting “band” insulator – the singular changes reflect a shift of the ground-state sector from a Bloch wave vector $k = \pi$ for $\alpha < \alpha_c$ to $k = k_0(\alpha) < \pi$ for $\alpha > \alpha_c$. The divergent effective mass dramatically reflects a point at which the minimum of the quasi-hole dispersion, $\varepsilon(k)$, shifts away from π .

In this paper we will study the 2-leg $t - J - \alpha$ model

$$H = - \sum_{\langle i,j \rangle, \sigma} t_{ij} c_{i,\sigma}^\dagger c_{j,\sigma} + \sum_{\langle i,j \rangle} (\mathbf{S}_i \cdot \mathbf{S}_j - \frac{1}{4} n_i n_j). \quad (1)$$

Here $\langle ij \rangle$ indicates nearest-neighbor sites with $t_{ij} = t$ and $J_{ij} = J$ on the rungs, and $t_{ij} = at$ and $J_{ij} = \alpha J$ on the legs, $c_{j,\sigma}^\dagger$ creates an electron on site j with spin polarization σ , the spin operator on site j is \mathbf{S}_j , the charge is $n_j = \sum_{\sigma} c_{j,\sigma}^\dagger c_{j,\sigma}$, and the action of the Hamiltonian is restricted to the Hilbert space with no doubly occupied sites, $n_j = 0, 1$. The index $i = (l_x, l_y)$ with $l_y = 1$

and 2 denoting the two legs and l_x runs from 1 to L . This is the same realization of the $t - J$ model that was studied by Zhu *et al.* for a range of α with $J/t = 1/3$. They gave a quasiparticle interpretation to their results for $\alpha < \alpha_c \approx 0.7$, but they identified a transition at $\alpha = \alpha_c$, such that, among other anomalies, for $\alpha > \alpha_c$ and ladders of length $L > 100$, they reported localization of the charge in a region of width $\xi \sim 100 < L$.

Our ground state DMRG calculations were fairly standard, the main exception being that an unusually large number of sweeps were needed for the one hole ground states. All the calculations reported here were performed using the ITensor library (<http://itensor.org>). A sufficient number of states, roughly 200-400 for the one hole case, were kept to limit the truncation error per step to $\sim 10^{-10}$. For each system, first the ground state for the undoped system was obtained, with four sweeps giving high-accuracy convergence, and this matrix product state $|\phi\rangle$ was stored. We then applied the operator $c_{j_0\downarrow}$, where j_0 is a site at the center of the system, creating a one hole state with the hole localized in the center. Sweeps were then carried out, resulting in a set of ever better approximate one-hole groundstates, $|\psi(s)\rangle$, where s indicates the number of sweeps. At each sweep we made diagonal measurements of the energy and the density on each site, as well as off-diagonal measurements of the hole amplitude, $F(j, s) = \langle \phi | c_{j\downarrow}^\dagger | \psi(s) \rangle$.

Figure 1(a) shows the spreading of the density in a 1000×2 system versus sweep with $\alpha = 1$. Here the hole density for site j is $n_h(j) \equiv 1 - n_j$; the figure shows the rung hole density $\bar{n}_h(l_x) = \sum_{l_y} n_h(l_x, l_y)$. The density continues to spread out as the sweeps progress. (Note, to facilitate comparisons with previous results, we have eschewed tricks that could be used to accelerate convergence to the true ground state, such as starting with a delocalized hole as the initial state.) The inset in Fig. 4(a) shows the full width at half-maximum (FWHM) of the charge density profile for $\alpha = 1$ ladders of different lengths L . This value of α is greater than α_c and places the system in the region where Zhu *et al.* reported localization. However, as seen in the inset, we find that the FWHM scales as L . The saturation of the FMHW reported by Zhu *et al.* in Fig. 2c of Ref [4] appears to be an artifact of their calculation which arises from limiting the number of DMRG sweeps. In fact, as shown in Fig. 4c of [4], they, too, find the charge density extends over a 200×2 ladder when the sweep number is increased.

Figure 1(b) shows a correlation function $\langle S^z(l_x, l_y) n_h(j_0) \rangle$ which measures the spin profile when a dynamic hole is on site j_0 ; here $j_0 = (200, 2)$ on a 400×2 ladder. With this correlation function shown on a log scale as a function of distance l_x along the ladder, the exponential confinement of the spin and charge is apparent in the linear l_x dependence. A linear fit gives a decay length of $\xi = 3.14$ for $\alpha = 1$; this matches closely with previous results of 3.19(1) for the spin-spin correlation length in the undoped ladder.¹² (In contrast, Zhu *et al.* reported that a similar correlation function

decayed as a power law for $\alpha > \alpha_c$.)

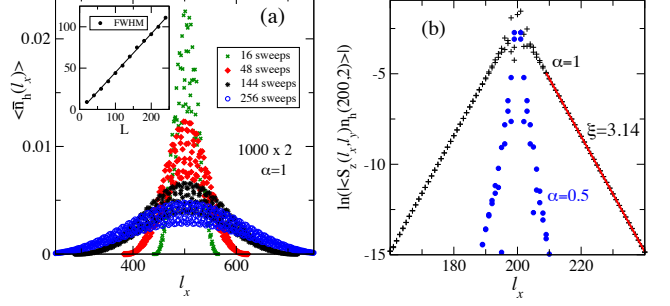


FIG. 1: (a) The density on each site for $\alpha = 1$ on the central portion of a 1000×2 system for the indicated number of sweeps. The inset shows the full width at half maximum of the density on a set of smaller ladders which were converged in the number of sweeps. (b) A correlation function which measures spin-charge correlations, showing that the spin degrees of freedom are exponentially localized close to a dynamic hole, for $\alpha = 0.5$ and $\alpha = 1$. For $\alpha = 1$, the red line shows a linear fit to the data.

To obtain the one particle spectral function, instead of evolving $|\psi\rangle$ with DMRG sweeps, we evolve it in real time, obtaining the state

$$|\psi(t)\rangle = \exp(-itH)c_{j_0\downarrow}|\phi\rangle \quad (2)$$

After each time-step, the Green function,

$$G(j, t) = \langle \phi | c_{j\downarrow}^\dagger | \psi(t) \rangle e^{iE_0 t}, \quad (3)$$

(defined here without the usual i prefactor) was measured for all sites j , where E_0 is the ground-state energy of the undoped ladder. As time evolves, the wavepacket spreads out. We always stop the simulation at a time t_{max} before the packet reaches the edges of the system. Thus any finite size effects are completely negligible, arising only from the undoped state, which has a correlation length that is very small compared to L . Other sources of error are the finite t_{max} , finite truncation error, and finite size of the time steps. Using time steps $\tau = 0.05 - 0.1$, we found the time step error was small enough to have no visible effects on any of the figures below. To measure and control the other two errors, we varied the number of states kept (up to $m = 2000$) and the maximum time (up to $t_{max} = 100$). Any errors in the results we show primarily appear as slight broadenings of the spectra, and have no impact on our conclusions.

The ladder is symmetric under reflection symmetry which interchanges the two legs; correspondingly, the one-hole states can be classified by their symmetry, $\Lambda = \pm 1$, under reflection. Similarly, the Bloch wave-number is a good quantum number. Thus, to interpret the results physically, we perform the Fourier transform of $G(j, t)$ with respect to time (using $G(j, -t) = G(j, t)^*$) and position along the ladder, projected onto the space of states of a given reflection symmetry using both linear prediction¹⁰ and windowing to deal with a finite t_{max} .

The real part of this quantity is the spectral function $A(k, \omega)$, which is shown for $\Lambda = +1$ in Fig. 5(a) for the case $\alpha = 1$. The Supplementary Information section contains a further discussion of the tDMRG and figures of $A(k, \omega)$ for more values of α .

The spectral weight is characterized by a sharply defined dispersing pole separated by a gap of order J from a quasi-particle-magnon continuum. For $\alpha = 1$, the minimum in the quasi-particle dispersion occurs at $k_{min} \approx 2.01 = 0.640\pi$. A slice of the spectral weight for $\alpha = 0.7$ (just above $\alpha_c \approx 0.68$) at $k_{min} \approx 2.85 = 0.907\pi$ is plotted versus ω in Fig. 2(b). The dispersion of the pole in the quasi-particle spectrum versus k for several values of α is shown in Fig. 2(c). As α increases beyond α_c , k_{min} moves away from π and at large values of α approaches $\pi/2$.

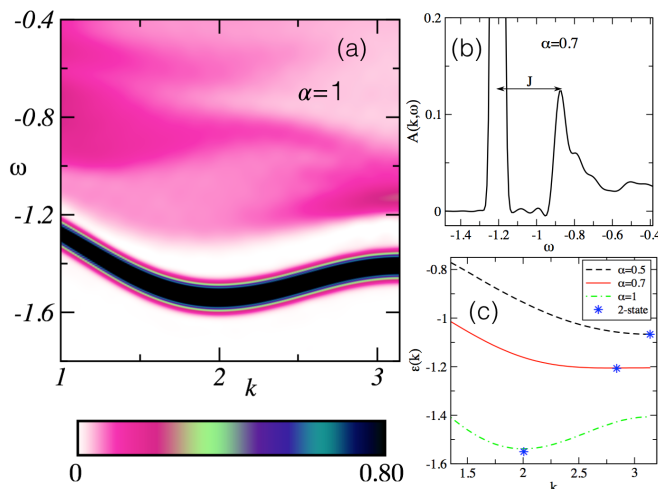


FIG. 2: (a) Spectral weight function $A(k, \omega)$ in the ground-state ($\Lambda = +1$) reflection parity sector for the t - J ladder with $\alpha = 1$, obtained with tDMRG color indicating the value of $A(k, \omega)$. We work in energy units where $t = 1$. (Results for odd reflection parity, $\Lambda = -1$, are shown in the Supplementary Section.) (b) $A(k, \omega)$ near the quasiparticle peak for $\alpha = 0.7$ at $k_0/\pi = 0.907$. The gap to the start of the continuum spectrum is of order J . (c) Quasiparticle dispersions for $\alpha = 0.5, 0.7, 0.9$, obtained from tDMRG. The stars show the values of k_0 and ϵ_0 obtained from separate ground state DMRG calculations.

For a given value of α , the minimum hole energy ϵ_0 and the corresponding wave vector k_0 can be determined from the dispersion of the peak in $A(k, \omega)$. Alternatively, for a given value of α , the energy ϵ_0 and wave vector k_0 can be determined directly from our ground state DMRG calculations. The energy minimum ϵ_0 for a given value of α is equal to the difference in the one hole and zero hole ground state energies. The wave vector k_0 associated with the one-hole ground state can be determined from the peak in the spatial Fourier transform of $F(j, s)$, which sharpens as the sweep number s increases. Plots of ϵ_0 and k_0 versus α are shown in Fig. 3.

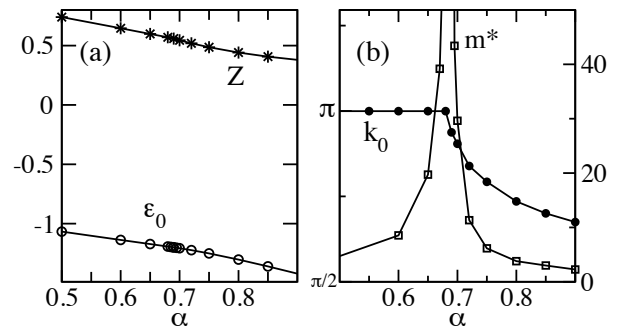


FIG. 3: The one quasi-hole properties as a function of α : The figure shows (a) Z and ϵ_0 , and (b) k_0 and m^* . These results were obtained from 400×2 systems from measurements as the hole spread out with successive sweeps.

Similarly, while m^* can be extracted from the curvature of the quasi-particle dispersion around k_0 and Z can be obtained from a frequency integration of $A(k_0, \omega)$, both of these quantities can be directly determined with higher accuracy from the ground state DMRG calculations. An estimate of the quasi-particle spectral weight Z is given by

$$Z(s) = \sum_j |F(j, s)|^2 \quad (4)$$

We find that this estimate converges very rapidly with the number of sweeps s , much more rapidly than the hole spreads out. As the DMRG sweeps continue, the energy E of $|\psi(s)\rangle$ converges towards that of the one-hole ground state with a correction that varies as $(8m^*\langle x^2 \rangle)^{-1}$. Here, $\langle x^2 \rangle$ is the variance of the position of the hole, determined from $\langle \bar{n}_h(l_x) \rangle$. By plotting E versus $\langle x^2 \rangle^{-1}$, with each point corresponding to a different sweep, one can obtain an estimate of m^* . In addition, one can increase the accuracy of the estimate for Z for the infinite ladder by extrapolating Z versus $\langle x^2 \rangle^{-1}$. For $\alpha = 1$, for example, we obtain $Z = 0.34067(1)$. Plots of Z and m^* are shown in Fig. 3. As seen in this figure, there is a sharp change in the quasi-particle character that occurs at $\alpha_c = 0.68$. There are kinks in the slopes of ϵ_0, k_0 and Z and the curvature of the quasi-particle dispersion vanishes giving rise to a divergence in the effective mass. The shift in k_0 away from π gives rise to the oscillations in the charge density, as has been previously noted by Zhu *et al*, which are found to occur at wave-number $2k_0$.

Since the one hole state has a well defined quasi-particle spectral weight, many properties that are measurable in numerical experiments on systems with large but finite L can be understood in terms of the simpler problem of one-hole on a 2-leg band insulator. Central to this understanding is the quasi-particle dispersion relation which determines the values of $k = \pm k_0$ at which $\epsilon(k)$ is minimized, and the dependence of the hole-energy near this point, $\epsilon(k) = E_0 + \epsilon_0 + (k - k_0)^2/2m^* + \dots$, where m^* is the effective mass. In order to minimize its zero-point energy on a ladder of large but finite length

L , the one-quasiparticle ground-state will always spread to fill the extent of the ladder,

$$\psi_L(n, \tau) \sim \sin(\pi n/L) \cos(k_0 n - \theta), \quad (5)$$

where $\theta = k_0 L/2$. The minimum in the ground state energy of the one hole state is

$$\varepsilon(L) = E_0 + \varepsilon_0 + \pi^2/(2m^* L^2) + \dots \quad (6)$$

Since integrating out the gapped spin degrees of freedom inevitably renormalizes the bare dispersion, for comparison purposes we consider a non-interacting model with band structure

$$E(k) = -\Lambda t_\perp - 2t_\parallel \cos(k) - 2t'_\parallel \cos(2k) \quad (7)$$

in which $\Lambda = \pm 1$ correspond to the valence and conduction bands, respectively, all the t 's are assumed non-negative and the rung hopping parameter t_\perp to be sufficiently large compared to the near-neighbor and next-near-neighbor leg hopping parameters t_\parallel and t'_\parallel that the undoped system has an insulating gap. This dispersion is similar to that shown in Fig. 2c. The parameter that plays a role analogous to α is $\tilde{\alpha} \equiv 4t'_\parallel/t_\parallel$; for $0 \leq \tilde{\alpha} \leq 1$, the top of the valence band occurs at $k = \pi$, while for $\tilde{\alpha} > 1$, the top of the valence band occurs at $k = \pm k_0$ where $\cos(k_0) = -1/\tilde{\alpha}$. The critical dependences of $\varepsilon_0 = -E(k_0)$, k_0 and m^* on $\tilde{\alpha}$ can be readily derived from the band dispersion Eq. (7).

$$\frac{[\varepsilon_0 + t_\perp]}{t_\parallel} = \begin{cases} -(4 - \tilde{\alpha})/2 & \text{for } \tilde{\alpha} < 1 \\ -(2 + \tilde{\alpha}^2)/2\tilde{\alpha} & \text{for } \tilde{\alpha} > 1 \end{cases} \quad (8)$$

$$\frac{1}{t_\parallel} \frac{d\varepsilon_0}{d\tilde{\alpha}} = \begin{cases} 1/2 & \text{for } \tilde{\alpha} < 1 \\ (2 - \tilde{\alpha}^2)/2\tilde{\alpha}^2 & \text{for } \tilde{\alpha} > 1 \end{cases} \quad (9)$$

$$\pi - k_0 = \begin{cases} 0 & \text{for } \tilde{\alpha} < 1 \\ \sqrt{2(\tilde{\alpha} - 1)/\tilde{\alpha}} & \text{for } 1 \gg (\tilde{\alpha} - 1) > 0 \\ \pi/2 - 1/\tilde{\alpha} & \text{for } \tilde{\alpha} \gg 1 \end{cases} \quad (10)$$

and

$$m^* = \frac{1}{2t_\parallel} \begin{cases} [1 - \tilde{\alpha}]^{-1} & \text{for } \tilde{\alpha} < 1 \\ \tilde{\alpha}(\tilde{\alpha}^2 - 1)^{-1} & \text{for } \tilde{\alpha} > 1 \end{cases} \quad (11)$$

The qualitative features observed in the evolution of the one-hole state of the $t - J - \alpha$ model as a function of α are reflected in the band model as a function of $\tilde{\alpha}$. i) The one-hole energy ε_0 has a non-analytic change in slope at $\tilde{\alpha} = \tilde{\alpha}_c$ given by Eq. [9]. ii) The vector $k_0(\tilde{\alpha})$ has a square-root singularity at $\tilde{\alpha} = \tilde{\alpha}_c$ as given by Eq. [10], and $2k_0$ determines the oscillations of the charge density. iii) The effective mass $m^*(\tilde{\alpha})$ diverges linearly upon approaching $\tilde{\alpha}_c$ from both sides as given in Eq. [11].

In the Supplemental Information we make this connection formal: We define a $t - J$ -Hubbard model Hamiltonian that in one limit is equivalent to the $t - J - \alpha$ model of Eq. 1, and in another limit represents a non-interacting band-insulator, with the band structure given in Eq. (7). Our DMRG results establish that there is no gap-closing and so no barrier to adiabatic continuity upon reducing the model to one of decoupled rungs in the $\alpha = 0$ limit. In this limit the interactions can be adiabatically set to 0, again without any gap closures. Finally, in the solvable non-interacting limit, we restore the hopping matrix elements along the ladder, t_\parallel and t'_\parallel , still without encountering any gap closures. (The final two steps are readily studied analytically.) This analysis constitutes a proof that the low energy one-hole states of the $t - J - \alpha$ model are adiabatically connected to those of a non-interacting band insulator which holds regardless of the value of α in the entire range we have studied.

We would like to thank A.L. Chernyshev, Zheng Zhu, and Hong-Chen Jiang for insightful discussions. SRW acknowledges support from the NSF under grant DMR-1161348 and from the Simons Foundation through the Many Electron Collaboration. DJS acknowledges the support of the Center for Nanophase Materials ORNL, which is sponsored by the Division of Scientific User Facilities, U.S. DOE. SAK acknowledges support from the NSF under grant DMR-1265593.

-
- ¹ Zheng Zhu, Chushun Tian, Hong-Chen Jiang, Yang Qi, Zheng-Yu Weng, Jan Zaanen, arXiv:1412.3462.
² Zheng Zhu, Zheng-Yu Weng, arXiv:1409.3241.
³ Zheng Zhu, Hong-Chen Jiang, Dong-Ning Sheng, Zheng-Yu Weng, Sci. Rep. 4, 5419 (2014).
⁴ Z. Zhu, H. C. Jiang, Y. Qi, C. S. Tian and Z. Y. Weng, Sci. Rep. 3, 2586 (2013).
⁵ S. R. White, Phys. Rev. Lett. **69**, 2863 (1992); Phys. Rev. B **48**, 10345 (1993).
⁶ M. Troyer, H. Tsunetsugu and T. M. Rice, PRB 53, 251 (1996).
⁷ Michael Brunner, Sylvain Capponi, Fakher F. Assaad, and Alejandro Muramatsu, Phys. Rev. B **63**, 180511(R)
⁸ J.Zaanen and B.J. Overbosch, Phil. Trans. R. Soc. A 369,

- 1599 (2011)
⁹ G. Vidal, Phys. Rev. Lett. **91**, 147902 (2003).
¹⁰ S. R. White and A. E. Feiguin, Phys. Rev. Lett. **93**, 076401 (2004).
¹¹ A. J. Daley, C. Kollath, U. Schollwöck and G. Vidal, J. Stat. Mech.: Theory Exp. (2004) P04005.
¹² S. R. White, R. M. Noack, and D. J. Scalapino, PRL 73, 886 (1994).
¹³ S. R. White and I. Affleck, PRB 77, 134437 (2008).

Appendix A: Supplemental material

The fact that the low energy one-hole states of the two-leg $t - J$ ladder can be adiabatically connected to the corresponding states of a two-leg non-interacting semiconductor is established by explicit construction. In addition, details of the time dependent DMRG calculations are given, and additional plots of the spectral function are presented.

1. Adiabatic continuity to the noninteracting limit

The $t - J$ Hubbard model: Consider the Hamiltonian for electrons in a two leg ladder with sites labeled by the leg index $\tau = u, d$ and rung index j :

$$\begin{aligned}
 H(t_{\parallel}, t'_{\parallel}, t_{\perp}, J, J_{\perp}, U) \equiv & \\
 & - \sum_{j, \tau \sigma} \left[t_{\parallel} c_{j, \tau, \sigma}^{\dagger} c_{j+1, \tau, \sigma} + t'_{\parallel} c_{j, \tau, \sigma}^{\dagger} c_{j+2, \tau, \sigma} + \text{H.C.} \right] \\
 & - \sum_{j, \sigma} \left[t_{\perp} c_{j, u, \sigma}^{\dagger} c_{j, d, \sigma} + \text{H.C.} \right] \\
 & + J_{\parallel} \sum_{j, \tau} \left[\vec{S}_{j, \tau} \cdot \vec{S}_{j+1, \tau} - \frac{1}{4} n_{j, \tau} n_{j+1, \tau} \right] \\
 & + J_{\perp} \sum_{j, \tau} \left[\vec{S}_{j, u} \cdot \vec{S}_{j, d} - \frac{1}{4} n_{j, u} n_{j, d} \right] \\
 & + U \sum_{j, \tau} \left[c_{j, \tau, \uparrow}^{\dagger} c_{j, \tau, \downarrow}^{\dagger} c_{j, \tau, \downarrow} c_{j, \tau, \uparrow} \right] \quad (\text{A1})
 \end{aligned}$$

where t_{\parallel} and t'_{\parallel} are the first and second neighbor hopping along the ladder, t_{\perp} is the hopping between rungs, J_{\parallel} and J_{\perp} are the corresponding exchange couplings, $c_{j, \tau, \sigma}^{\dagger}$ creates an electron with spin-polarization σ on site (j, τ) ,

$$\vec{S}_{j, \tau} = \sum_{\sigma, \sigma'} c_{j, \tau, \sigma}^{\dagger} \vec{\tau}_{\sigma, \sigma'} c_{j, \tau, \sigma'} \quad (\text{A2})$$

is the spin and

$$\vec{n}_{j, \tau} = \sum_{\sigma} c_{j, \tau, \sigma}^{\dagger} c_{j, \tau, \sigma} \quad (\text{A3})$$

is the electron density on site (j, τ) . In contrast to the $t - J$ model, this hamiltonian acts on the full fermionic Hilbert space in which there is no constraint on double-occupancy sites, although this constraint can be obtained dynamically by taking the limit in which the on-site Hubbard repulsion U tends to ∞ . Thus, the $t - J$ model is simply the $U \rightarrow \infty$ limit of this model; specifically, the version of the $t - J$ model studied by Zhu *et al* (Eq. (1) of our paper) is

$$H_{t-J} \equiv \lim_{U \rightarrow \infty} H(\alpha t, 0, t, \alpha J, J, U). \quad (\text{A4})$$

with $t = t_{\parallel}$, $J = J_{\parallel}$, and $\alpha = t_{\parallel}/t_{\perp} = J_{\parallel}/J_{\perp}$. On the other hand, in contrast to the $t - J$ model, this model

has a non-interacting limit,

$$H_{non}(t, t', t_{\perp}) = H(t, t', t_{\perp}, 0, 0, 0). \quad (\text{A5})$$

Non-interacting limit: The band-structure of the non-interacting two-leg ladder described by H_{non} , is trivially obtained using Bloch's theorem and taking advantage of the reflection symmetry which exchanges the two legs. The dispersion relation for this problem is

$$\varepsilon_{\gamma}(k) = -\gamma t_{\perp} - 2t_{\parallel} \cos(k) - 4t'_{\parallel} \cos^2(k) + 2t'_{\parallel} \quad (\text{A6})$$

where $\gamma = \pm 1$ is the reflection symmetry and k is the Bloch wave-number. We impose the condition the system be insulating when there is one electron per site by considering $|t_{\perp}|$ is sufficiently large compared to $|t_{\parallel}|$ and $|t'_{\parallel}|$, so that there is a gap in this spectrum. To be explicit, we further restrict consideration to the case in which all the t 's are non-negative. The parameter that plays a role analogous to α is $\tilde{\alpha} \equiv t'_{\parallel}/4t_{\parallel}$; for $0 \leq \tilde{\alpha} \leq 1$, the top of the valence band occurs at $k = \pi$, while for $\tilde{\alpha} > 1$, the top of the valence band occurs at $k = \pm k_0$ where $\cos(k_0) = 1/\tilde{\alpha}$.

Adiabatic continuity: In a quantum system with a gap, the notion of adiabatic continuity can be given a precise definition – the states of two systems are adiabatically connected if it is possible to continuously deform the Hamiltonian in such a way that the gap never closes in turning it from that of the initial to the final system. If we restrict ourselves (as we often do) to adiabatic paths that preserve certain symmetries, then two states with different symmetry related quantum numbers can never be adiabatically connected. Conversely, we can study adiabatic continuity within a given subspace of Hilbert space specified by these quantum numbers, even if somewhere along the path there might occur a region where the absolute ground-state lies in a different subspace.¹

An adiabatic route from H_{t-J} to H_{non} : Here we vary the parameters in $H(t_{\parallel}, t'_{\parallel}, t_{\perp}; J_{\parallel}, J_{\perp}; U)$ to trace an adiabatic path from H_{t-J} to H_{non} always preserving translational (with periodic boundary conditions), reflection, spin rotational, and gauge (number conservation) symmetries:

$$\begin{aligned}
 H_{t-J} &= H(\alpha t, 0, t; J, \alpha J_{\perp}; U = \infty) \quad (\text{A7}) \\
 &\longrightarrow H(0, 0, t_{\perp}; 0, J_{\perp}; U = \infty) \implies H(0, 0, t_{\perp}; 0, 0; 0) \\
 &\implies H(t_{\parallel}, -t'_{\parallel}, t_{\perp}; 0, 0; U = 0) = H_{non}(t_{\parallel}, t'_{\parallel}, t_{\perp}).
 \end{aligned}$$

The single-arrow represents steps for which the existence of a non-zero gap along the entire path and hence the possibility of adiabatic evolution has been established using DMRG results for the $t - J$ ladder, while the double-arrows represent steps that can be justified analytically.

i) In the first step, the system is deformed into a set of decoupled rungs. That there is a (spin) gap in the excitation spectrum of the undoped ladder over the entire pertinent range of α is well established by the present DMRG calculations as well as by those of Zhu *et al*²⁻⁵.

For one doped hole, we first restrict attention to the subspace with $k = k_0$ and $\lambda = 1 - i.e.$ the sector which contains the one-hole ground-state for the particular initial value of $\alpha = \alpha_0$ being considered. (For $\alpha_0 < \alpha_c$ this is $k_0 = \pi$, whereas for $\alpha_0 > \alpha_c$ this is an appropriate smaller value of k_0 .) What is apparent from our DMRG results is that for the entire range α we have studied, there is a gap of order J separating the quasi-hole state from the multi particle continuum. Notice that although in the case that $\alpha_0 < \alpha_c$, the one-hole ground-state remains at $k = \pi$ for the entire range of α between $\alpha = \alpha_0$ and $\alpha = 0$, for $\alpha_0 > \alpha_c$, the ground-state sector changes as α varies from $\alpha = \alpha_0$ to $\alpha = \alpha_c$. This does not, however, act as a barrier to adiabatic evolution, since as long as we maintain translational symmetry, we are free to restrict our attention to the subspace with $k = k_0(\alpha_0)$ for the entire process.

ii) Once the system consists of decoupled dimers, the spectrum can be readily computed analytically and it is easy to see that it is possible to simultaneously decrease the values of U and J_\perp , without ever closing the gap, to the point at which the system consists of non-interacting electrons confined to the bonding states on each rung. Note that throughout this portion of the evolution, the one-hole ground-state is $2L$ fold degenerate, but in any sector specified by Bloch wave-vector, k , and spin polarization, σ , the one-hole ground-state remains non-degenerate.

iii) Once all interactions have been quenched, it is simple to compute the band-structure for arbitrary t_\perp , t_\parallel , and t'_\parallel . For sufficiently large t_\perp , the semiconducting gap of the undoped system the gap at fixed k in the presence of one doped hole remain non-zero throughout this process. If in the starting Hamiltonian, $\alpha < \alpha_c$, then we can insure that the one-hole ground-state occurs in the appropriate $k_0 = \pi$ sector by ending with a value of $|t'_\parallel| < |t_\parallel|/4$. If the starting Hamiltonian has $\alpha > \alpha_c$, then by ending the adiabatic evolution with $t'_\parallel = -t_\parallel/4 \cos(k_0)$, we reach a situation in which the lowest energy one-hole state occurs at $k = k_0(\alpha)$, *i.e.* in the same sector of Hilbert space as in the initial Hamiltonian.

This constitutes the proof that the two-leg $t - J$ ladder is adiabatically connected to a band-insulator, both for the undoped system and in the presence of one doped hole.

2. Time dependent DMRG and spectral functions

The tDMRG results were obtained using a Trotter decomposition⁶⁻⁸, applying only nearest neighbor gates, using a reordering of the sweep path through the lattice to make this possible. The initial path was chosen as $(x, y) = (1, 1), (1, 2), (2, 2), (2, 1), (3, 1), \dots$. Along this path, only bonds on leg 1 are not nearest neighbor. We alternate this path with $(1, 2), (1, 1), (2, 1), (2, 2), (3, 2), \dots$, where leg 2 bonds are not nearest neighbor. Write

the Hamiltonian as $H = H_1 + H_2$ where

$$H_1 = \frac{1}{2}H_{\text{rungs}} + H_{\text{leg-1}} \quad (\text{A8})$$

and

$$H_2 = \frac{1}{2}H_{\text{rungs}} + H_{\text{leg-2}} \quad (\text{A9})$$

We perform a half sweep, applying bond time evolution operators $\exp(-i\tau H_{\text{bond}})$, applied only on the terms in H_1 , where τ is the time step. Then, we perform a half sweep which switches the path to the second ordering, consisting of applying swap operators on each rung⁹. After this, we perform a half sweep using the terms of H_2 . Then this entire sequence of three half sweeps is applied entirely in reverse, returning the sites to their original order. The reversal also cancels the lowest order Trotter error, resulting in an overall Trotter error of $O(\tau^2)$ (per unit time), in a time-step that progresses by 2τ .

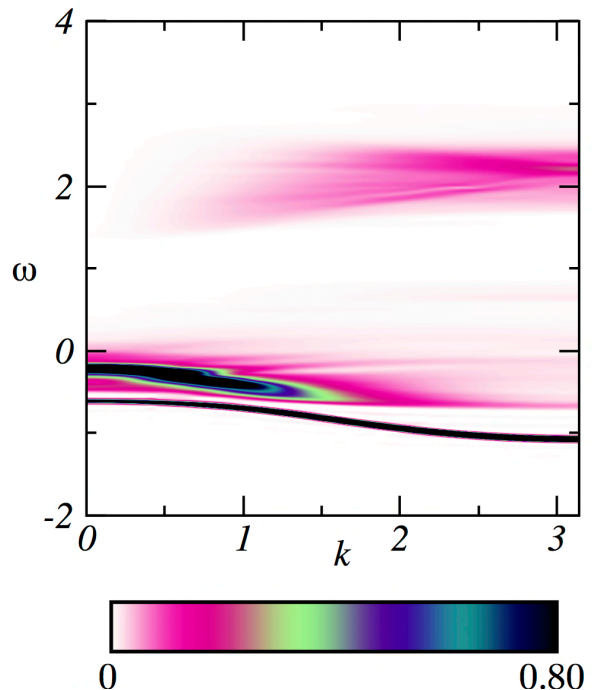


FIG. 4: Spectral function for $\alpha = 0.5$ for $\Lambda = +1$. The maximum number of states was $m = 500$.

A Fourier time-space Fourier transform of $G(j, t)$ yields $A(k, \omega)$, using both linear prediction¹⁰ and windowing to deal with a finite t_{max} . As time evolves, the wavepacket spreads out. We always stop the simulation before the packet reaches the edges of the system. Thus any finite size effects are completely negligible, arising only from the undoped state, which has a very short correlation length. Other sources of error remain, namely finite maximum time, finite truncation error, and finite time

step. Using $\tau = 0.05 - 0.1$, we found the time step error was small enough to have no visible effects on any of the figures below.

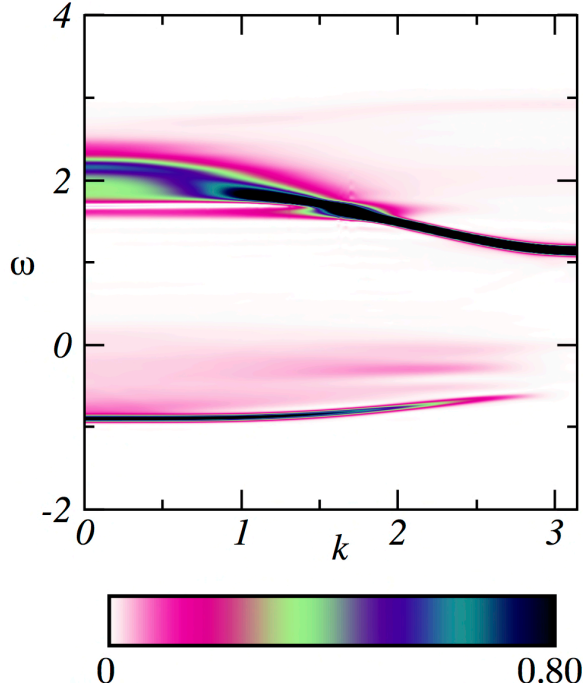


FIG. 5: Spectral function for $\alpha = 0.5$ for $\Lambda = -1$, for the same run as in the previous figure.

As t increases, the entanglement of the state increases. If we keep a variable number of states, specifying a particular truncation error at each step, then the number of states will increase as time increases. For example, with $\alpha = 1$ if we specify a truncation error of 10^{-7} , the number of states kept rises as a rapidly increasing function that reaches $m = 3000$ at about $t \sim 14 - 15$. (The entanglement growth is smaller for smaller α .) There are several ways to deal with this entanglement increase: we discuss three approaches.

1) One can stop the simulation when m reaches a cutoff, e.g. stopping at $t_{\max} \sim 15$ when $m = 3000$ for $\alpha = 1$. One can rely on the linear prediction to extend t_{\max} before Fourier transforming. We did not follow this approach.

2) One can specify a maximum m to overrule the specified truncation error, giving a larger truncation error for larger times. An advantage of this method is that the increased truncation somewhat resembles a windowing function, in that it reduces $G(t)$ as t increases. A windowing function must be applied anyway, so this is not a very serious error. The decrease in $G(t)$ is not uniform across frequencies—the higher energy states are more entangled, and their amplitude decreases more rapidly than the low energy states. This allows good resolution of the

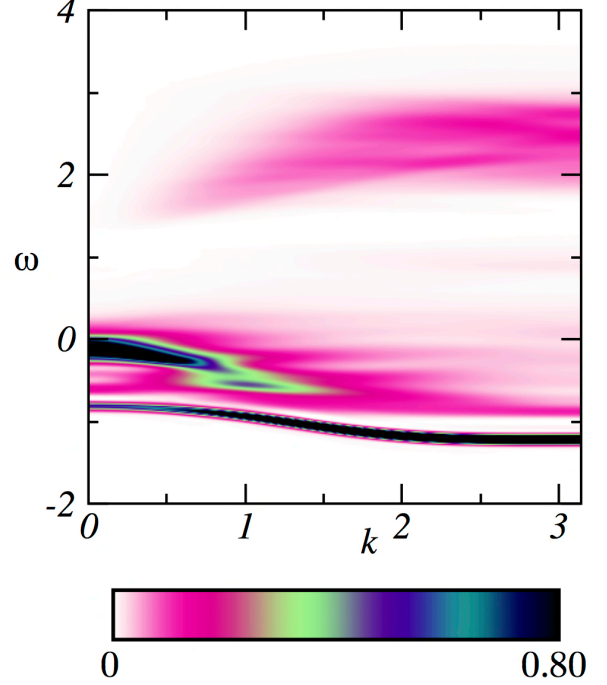


FIG. 6: Spectral function for $\alpha = 0.7$ for $\Lambda = +1$. The maximum number of states was $m = 500$.

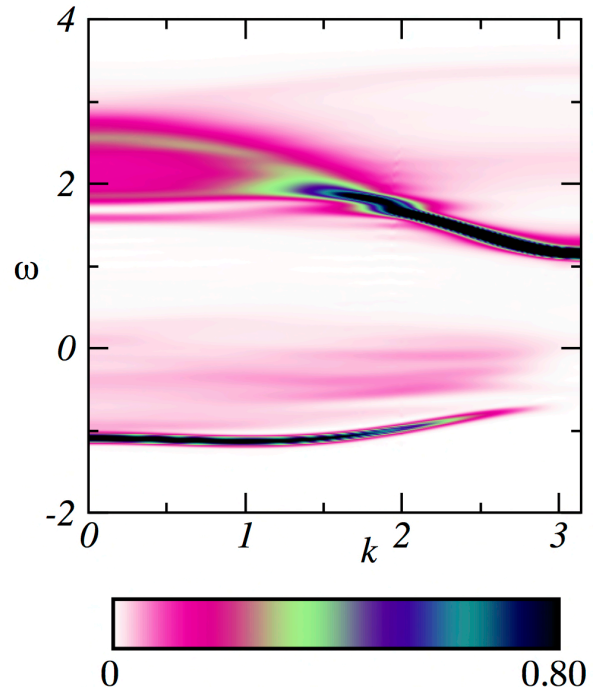


FIG. 7: Spectral function for $\alpha = 0.7$ for $\Lambda = -1$, for the same run as in the previous figure.

quasiparticle part of the spectrum, and we have generally followed this. (One must not “fix” the normalization of the wavefunction after the truncation error—this increases the amplitudes of the low energy part of the spectrum to fix the loss at high energies, producing poor results.) One can vary m , t_{\max} , etc. and check for convergence of the results. We have mostly followed this procedure.

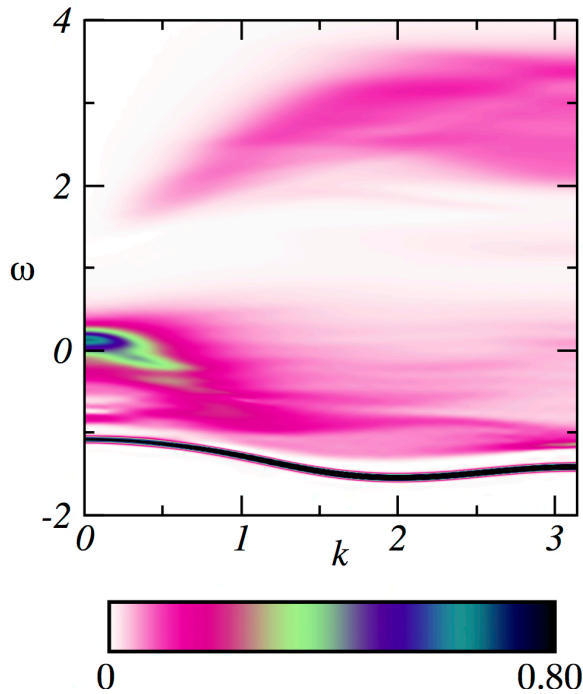


FIG. 8: Spectral function for $\alpha = 1.0$ for $\Lambda = +1$, keeping $m = 2000$ states.

3) One can evolve in imaginary time a fixed distance β (not an actual temperature), say $\beta \sim 1$, before starting the real time evolution. This diminishes the high energy parts of the state, and the low energy part that is left has lower entanglement growth. After the simulation, and after the standard linear prediction, windowing, and Fourier transforming, one corrects for the initial imaginary time evolution by replacing $A(k, \omega)$ by $A(k, \omega)e^{\beta\omega}$. This method works quite well. For large ω , the results can be poor, because errors are amplified, but it gives a well controlled way to zoom in on the low energy part

of the spectrum with high accuracy. This approach can be combined with method 2), using a maximum m . This method was used to obtain the spectrum shown in Fig. 2(b).

We present here the spectral functions for several values of α , all obtained with method 2). The low energy quasiparticle bands are very reliable, and their finite frequency width is a consequence of finite t_{\max} . The higher energy parts have broad features and also smaller amplitude features, e.g. subtle color variations. The broad features and distribution of spectral weight are very reliable, but it can be hard to tell if some of the small amplitude high frequency features are artifacts due to noise or ringing, without further study, comparing spectra with different accuracy parameters, which we have not done very thoroughly.

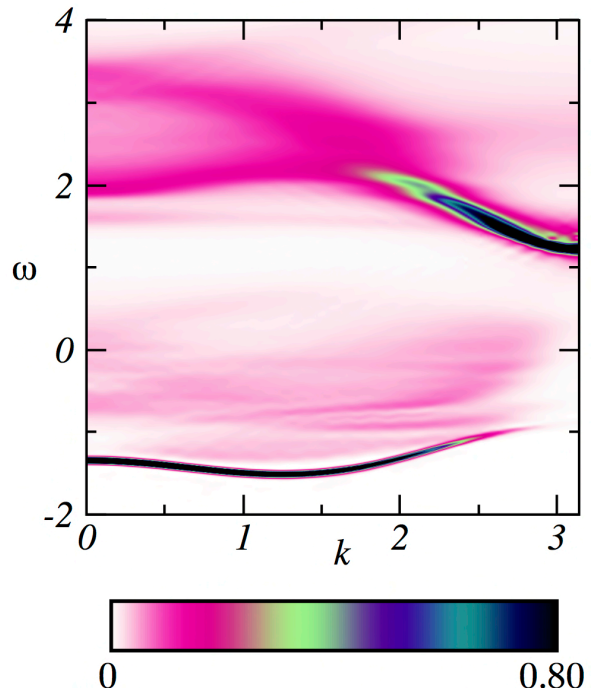


FIG. 9: Spectral function for $\alpha = 1.0$ for $\Lambda = -1$, for the same run as in the previous figure.

¹ The thermodynamic definition of adiabaticity is somewhat more complicated, involving the possibility of a quasi-static evolution at constant entropy. Since the one-hole state is not a sensible notion in the thermodynamic limit, and as in any case the quantum mechanical definition of adiabaticity is more restrictive than the thermodynamic one, we deal

here solely with the former.

² Zheng Zhu, Chushun Tian, Hong-Chen Jiang, Yang Qi, Zheng-Yu Weng, Jan Zaanen, arXiv:1412.3462.

³ Zheng Zhu, Zheng-Yu Weng, arXiv:1409.3241.

⁴ Zheng Zhu, Hong-Chen Jiang, Dong-Ning Sheng, Zheng-Yu Wen, Sci. Rep. 4, 5419 (2014).

- ⁵ Z. Zhu, H. C. Jiang, Y. Qi, C. S. Tian and Z. Y. Weng, Sci. Rep. 3, 2586 (2013).
- ⁶ G. Vidal, Phys. Rev. Lett. **91**, 147902 (2003).
- ⁷ S. R. White and A. E. Feiguin, Phys. Rev. Lett. **93**, 076401 (2004).
- ⁸ A. J. Daley, C. Kollath, U. Schollwöck and G. Vidal, J. Stat. Mech.: Theory Exp. (2004) P04005.
- ⁹ E.M. Stoudenmire and Steven R. White, *New Journal of Physics* 12, 055026 (2010).
- ¹⁰ S. R. White and I. Affleck, PRB 77, 134437 (2008).